

Track Rating: Soft 5, Weather: Overcast, Rail Position: +3m Entire

Section		Overall	1400m	1200m	1000m	800m	600m	400m	Last 600m					
Field Times		1:35.85 (0:13.01)	1:22.84 (0:11.13)	1:11.71 (0:11.59)	1:00.12 (0:12.07)	0:48.05 (0:12.17)	0:35.88 (0:11.63)	0:24.25 (0:11.94)	0:35.88					
Rank	TAB Horse/Jockey	Barrier	Top Speed [km/h]	Fastest Section										Distance Travelled [m]
1	10 MY PEPPERJACK Amy Graham	5	65.7 1400m	0:11.26 1400m	1:35.85 [1] (0:13.58)	1:22.27 [6] (0:11.26)	1:11.01 [6] (0:11.72)	0:59.29 [7] (0:12.03)	0:47.26 [7] (0:12.18)	0:35.08 [7] (0:11.44)	0:23.64 [6] (0:11.44)	0:35.08		
2	1 AIN'T NOBODY Tasha Chambers	1	66.8 Overall	0:11.13 1400m	1:36.05 [2] (0:13.01)	1:23.04 [1] (0:11.13)	1:11.91 [1] (0:11.59)	1:00.32 [1] (0:12.07)	0:48.25 [1] (0:12.18)	0:36.07 [2] (0:11.62)	0:24.45 [1] (0:11.94)	0:36.07	+4	
3	3 FINE AND RARE Georgina Cartwright	7	65.1 1400m	0:11.24 1400m	1:36.18 [3] (0:13.66)	1:22.52 [7] (0:11.24)	1:11.28 [7] (0:11.52)	0:59.76 [6] (0:11.85)	0:47.91 [5] (0:12.14)	0:35.77 [5] (0:11.77)	0:24.00 [5] (0:11.91)	0:35.77	+1	
4	11 TIME TO TURN Damien Boutet	3	65.0 Overall	0:11.16 1400m	1:36.53 [4] (0:13.52)	1:23.01 [5] (0:11.16)	1:11.85 [5] (0:11.52)	1:00.33 [5] (0:11.95)	0:48.38 [4] (0:12.11)	0:36.27 [4] (0:11.73)	0:24.54 [3] (0:11.87)	0:36.27	-4	
5	7 FREE CHOICE McKenzie Apel	4	65.5 1400m	0:11.25 1400m	1:37.17 [5] (0:13.25)	1:23.92 [4] (0:11.25)	1:12.67 [4] (0:11.65)	1:01.02 [4] (0:12.17)	0:48.85 [6] (0:12.22)	0:36.63 [6] (0:11.76)	0:24.87 [7] (0:11.94)	0:36.63	+1	
6	8 HADMYTIME Tahlia Fenlon	6	66.0 Overall	0:11.28 1400m	1:37.28 [6] (0:13.10)	1:24.18 [3] (0:11.28)	1:12.90 [3] (0:11.68)	1:01.22 [3] (0:11.86)	0:49.36 [3] (0:12.05)	0:37.31 [1] (0:11.83)	0:25.48 [2] (0:12.32)	0:37.31	+2	
7	5 VINROSA Adam Sewell	2	66.5 1400m	0:11.22 1400m	1:38.99 [7] (0:13.05)	1:25.94 [2] (0:11.22)	1:14.72 [2] (0:11.64)	1:03.08 [2] (0:12.01)	0:51.07 [2] (0:12.17)	0:38.90 [3] (0:12.03)	0:26.87 [4] (0:12.54)	0:38.90	+0	

Scratched: Fictive (#2), Fighting Edge (#4), Poppy's Pride (#6), Just Like Rosie (#9)

Track Rating: Soft 5, Weather: Overcast, Rail Position: +3m Entire

Section				200m				Last 600m	
Field Times				0:12.31 (0:12.31)				0:35.88	
Rank	TAB	Horse/Jockey	Barrier	Top Speed [km/h]	Fastest Section	Margin			Distance Travelled [m]
1	10	<b>MY PEPPERJACK</b> Amy Graham	5	65.7 1400m	0:11.26 1400m	0:12.20 [2] (0:12.20)	1:35.85		0:35.08
2	1	<b>AIN'T NOBODY</b> Tasha Chambers	1	66.8 Overall	0:11.13 1400m	0:12.51 [1] (0:12.51)	1.19L		0:36.07 +4
3	3	<b>FINE AND RARE</b> Georgina Cartwright	7	65.1 1400m	0:11.24 1400m	0:12.09 [4] (0:12.09)	1.91L		0:35.77 +1
4	11	<b>TIME TO TURN</b> Damien Boutet	3	65.0 Overall	0:11.16 1400m	0:12.67 [3] (0:12.67)	4L		0:36.27 -4
5	7	<b>FREE CHOICE</b> McKenzie Apel	4	65.5 1400m	0:11.25 1400m	0:12.93 [6] (0:12.93)	7.73L		0:36.63 +1
6	8	<b>HADMYTIME</b> Tahlia Fenlon	6	66.0 Overall	0:11.28 1400m	0:13.16 [5] (0:13.16)	8.38L		0:37.31 +2
7	5	<b>VINROSA</b> Adam Sewell	2	66.5 1400m	0:11.22 1400m	0:14.33 [7] (0:14.33)	18.44L		0:38.90 +0

Scratched: Fictive (#2), Fighting Edge (#4), Poppy's Pride (#6), Just Like Rosie (#9)



Horse/Jockey Name	My Pepperjack
Final Rank	1
Fastest Section Time (Section)	0:11.26 (1400m)
Top Speed [km/h] (Section)	65.7 (1400m)
Race State	Finished



Rockhampton QLD Professional

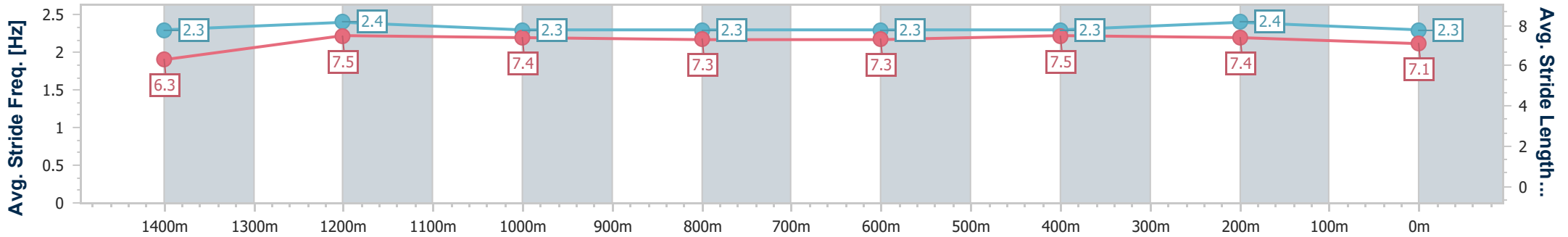
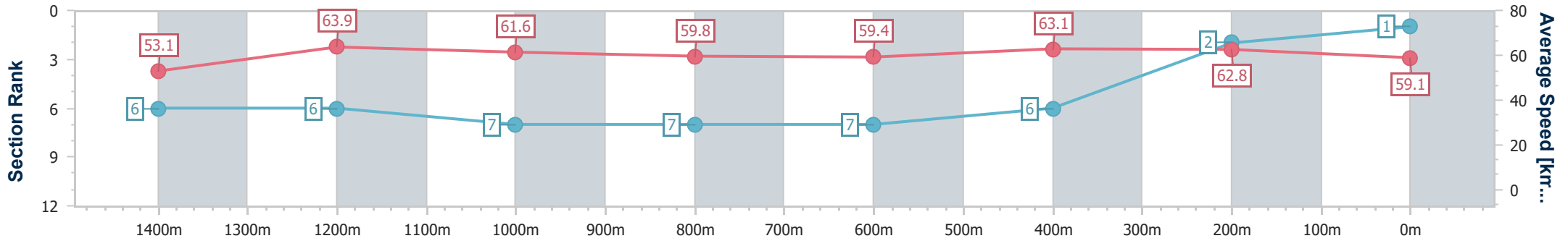
Race 2: TAB Maiden Handicap - 1600m

31 December 2024 - 13:06

Track Rating: Soft 5, Weather: Overcast, Rail Position: +3m Entire



Section	Overall	1400m	1200m	1000m	800m	600m	400m	200m
Section Times	1:35.85 [1] (0:13.58)	1:22.27 [6] (0:11.26)	1:11.01 [6] (0:11.72)	0:59.29 [7] (0:12.03)	0:47.26 [7] (0:12.18)	0:35.08 [7] (0:11.44)	0:23.64 [6] (0:11.44)	0:12.20 [2] (0:12.20)
Average Speed [km/h]	53.1	63.9	61.6	59.8	59.4	63.1	62.8	59.1
Top Speed [km/h]	64.8	65.7	62.5	62.4	60.6	65.0	64.1	61.3
Avg. Dist. to Rail [m]	4.6	0.3	0.5	0.8	1.0	3.9	5.8	5.1
Avg. Stride Freq. [Hz]	2.3	2.4	2.3	2.3	2.3	2.3	2.4	2.3
Avg. Stride Length [m]	6.3	7.5	7.4	7.3	7.3	7.5	7.4	7.1



- [ ] Ranking at each section and finish
- .-.- No data available at this section
- NA No data available



Horse/Jockey Name	Ain't Nobody
Final Rank	2
Fastest Section Time (Section)	0:11.13 (1400m)
Top Speed [km/h] (Section)	66.8 (Overall)
Race State	Finished



Rockhampton QLD Professional

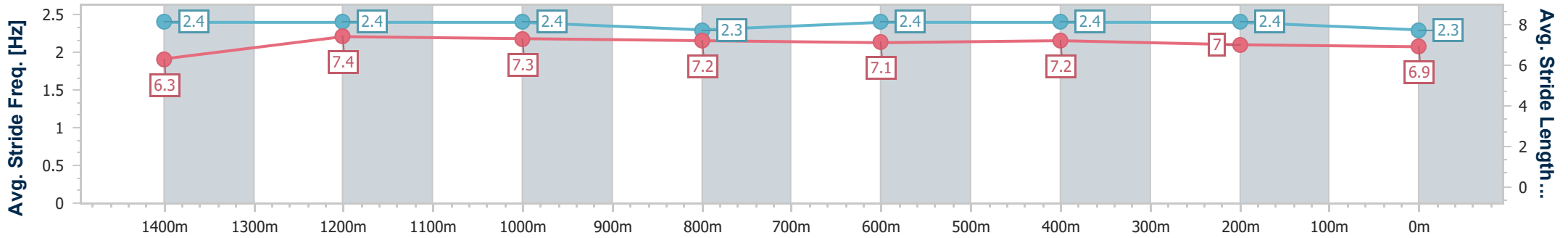
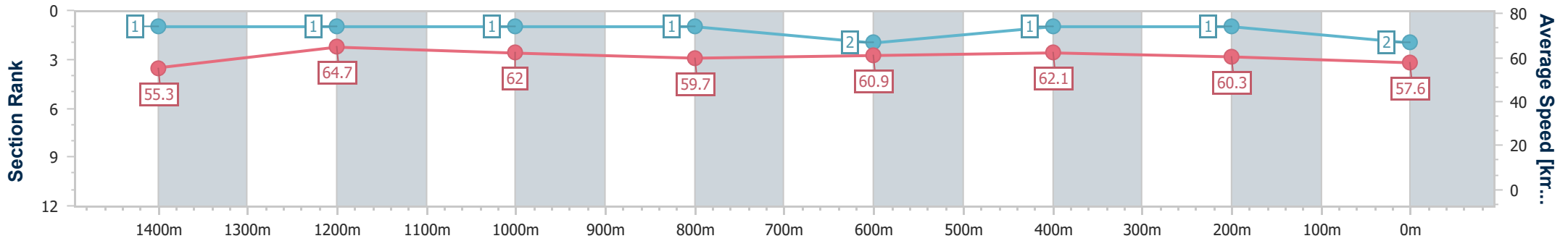
Race 2: TAB Maiden Handicap - 1600m

31 December 2024 - 13:06

Track Rating: Soft 5, Weather: Overcast, Rail Position: +3m Entire



Section	Overall	1400m	1200m	1000m	800m	600m	400m	200m
Section Times	1:36.05 [2] (0:13.01)	1:23.04 [1] (0:11.13)	1:11.91 [1] (0:11.59)	1:00.32 [1] (0:12.07)	0:48.25 [1] (0:12.18)	0:36.07 [2] (0:11.62)	0:24.45 [1] (0:11.94)	0:12.51 [1] (0:12.51)
Average Speed [km/h]	55.3	64.7	62.0	59.7	60.9	62.1	60.3	57.6
Top Speed [km/h]	66.8	66.6	63.4	61.6	61.6	62.6	62.4	59.5
Avg. Dist. to Rail [m]	1.7	1.3	1.4	0.8	3.5	3.5	3.4	3.2
Avg. Stride Freq. [Hz]	2.4	2.4	2.4	2.3	2.4	2.4	2.4	2.3
Avg. Stride Length [m]	6.3	7.4	7.3	7.2	7.1	7.2	7.0	6.9



- [ ] Ranking at each section and finish
- .-.- No data available at this section
- NA No data available



Horse/Jockey Name	Fine And Rare
Final Rank	3
Fastest Section Time (Section)	0:11.24 (1400m)
Top Speed [km/h] (Section)	65.1 (1400m)
Race State	Finished



Rockhampton QLD Professional

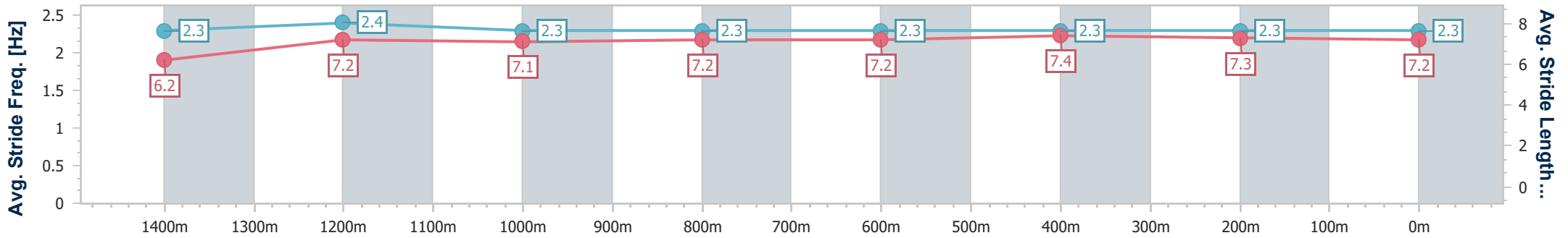
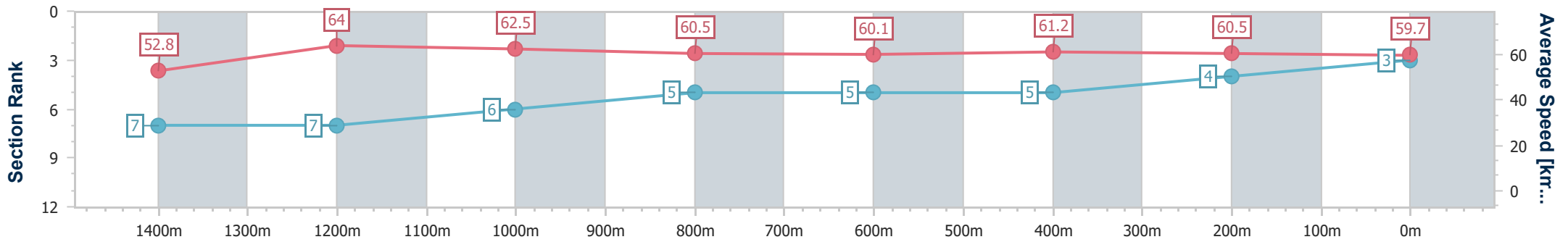
Race 2: TAB Maiden Handicap - 1600m

31 December 2024 - 13:06

Track Rating: Soft 5, Weather: Overcast, Rail Position: +3m Entire



Section	Overall	1400m	1200m	1000m	800m	600m	400m	200m
Section Times	1:36.18 [3] (0:13.66)	1:22.52 [7] (0:11.24)	1:11.28 [7] (0:11.52)	0:59.76 [6] (0:11.85)	0:47.91 [5] (0:12.14)	0:35.77 [5] (0:11.77)	0:24.00 [5] (0:11.91)	0:12.09 [4] (0:12.09)
Average Speed [km/h]	52.8	64.0	62.5	60.5	60.1	61.2	60.5	59.7
Top Speed [km/h]	63.2	65.1	64.0	61.7	61.1	61.9	62.2	60.8
Avg. Dist. to Rail [m]	6.0	0.7	0.8	0.7	1.7	3.4	4.5	5.7
Avg. Stride Freq. [Hz]	2.3	2.4	2.3	2.3	2.3	2.3	2.3	2.3
Avg. Stride Length [m]	6.2	7.2	7.1	7.2	7.2	7.4	7.3	7.2



- [ ] Ranking at each section and finish
- .-.- No data available at this section
- NA No data available



Horse/Jockey Name	Time To Turn
Final Rank	4
Fastest Section Time (Section)	0:11.16 (1400m)
Top Speed [km/h] (Section)	65.0 (Overall)
Race State	Finished



Rockhampton QLD Professional

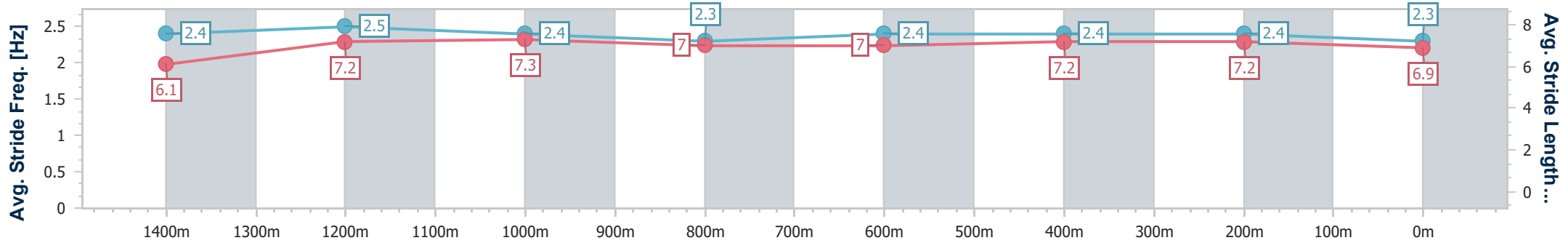
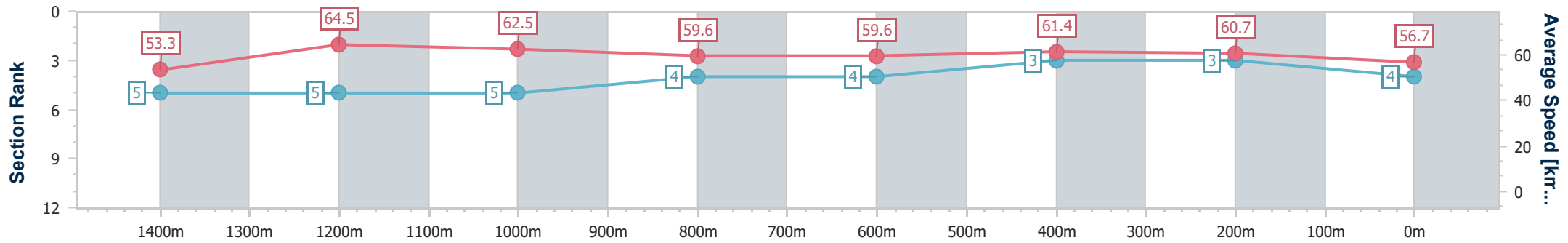
Race 2: TAB Maiden Handicap - 1600m

31 December 2024 - 13:06

Track Rating: Soft 5, Weather: Overcast, Rail Position: +3m Entire



Section	Overall	1400m	1200m	1000m	800m	600m	400m	200m
Section Times	1:36.53 [4] (0:13.52)	1:23.01 [5] (0:11.16)	1:11.85 [5] (0:11.52)	1:00.33 [5] (0:11.95)	0:48.38 [4] (0:12.11)	0:36.27 [4] (0:11.73)	0:24.54 [3] (0:11.87)	0:12.67 [3] (0:12.67)
Average Speed [km/h]	53.3	64.5	62.5	59.6	59.6	61.4	60.7	56.7
Top Speed [km/h]	65.0	65.0	64.5	61.4	62.8	62.8	62.0	59.2
Avg. Dist. to Rail [m]	3.0	1.2	1.3	1.8	0.7	1.6	2.5	2.5
Avg. Stride Freq. [Hz]	2.4	2.5	2.4	2.3	2.4	2.4	2.4	2.3
Avg. Stride Length [m]	6.1	7.2	7.3	7.0	7.0	7.2	7.2	6.9



- [ ] Ranking at each section and finish
- .-.- No data available at this section
- NA No data available



Horse/Jockey Name	Free Choice
Final Rank	5
Fastest Section Time (Section)	0:11.25 (1400m)
Top Speed [km/h] (Section)	65.5 (1400m)
Race State	Finished



Rockhampton QLD Professional

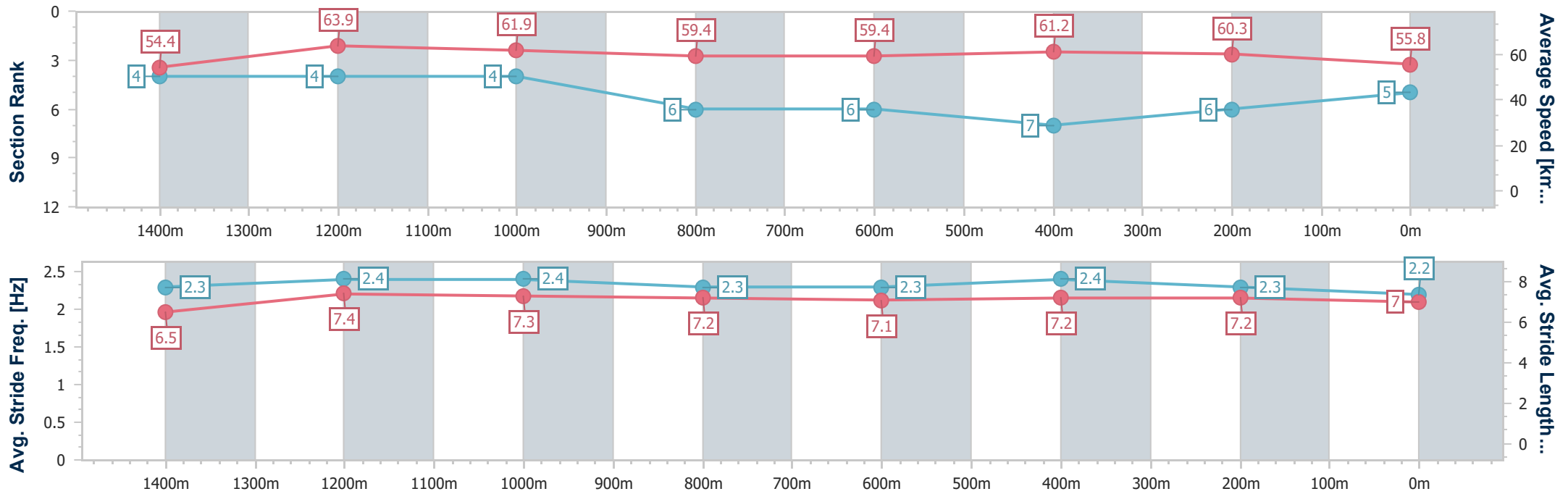
Race 2: TAB Maiden Handicap - 1600m

31 December 2024 - 13:06



Track Rating: Soft 5, Weather: Overcast, Rail Position: +3m Entire

Section	Overall	1400m	1200m	1000m	800m	600m	400m	200m
Section Times	1:37.17 [5] (0:13.25)	1:23.92 [4] (0:11.25)	1:12.67 [4] (0:11.65)	1:01.02 [4] (0:12.17)	0:48.85 [6] (0:12.22)	0:36.63 [6] (0:11.76)	0:24.87 [7] (0:11.94)	0:12.93 [6] (0:12.93)
Average Speed [km/h]	54.4	63.9	61.9	59.4	59.4	61.2	60.3	55.8
Top Speed [km/h]	65.5	65.5	62.8	61.3	60.4	62.4	62.4	58.5
Avg. Dist. to Rail [m]	4.4	0.4	0.4	0.6	1.1	2.2	4.7	6.7
Avg. Stride Freq. [Hz]	2.3	2.4	2.4	2.3	2.3	2.4	2.3	2.2
Avg. Stride Length [m]	6.5	7.4	7.3	7.2	7.1	7.2	7.2	7.0



- [ ] Ranking at each section and finish
- .-.- No data available at this section
- NA No data available



Horse/Jockey Name	Hadmytime
Final Rank	6
Fastest Section Time (Section)	0:11.28 (1400m)
Top Speed [km/h] (Section)	66.0 (Overall)
Race State	Finished



Rockhampton QLD Professional

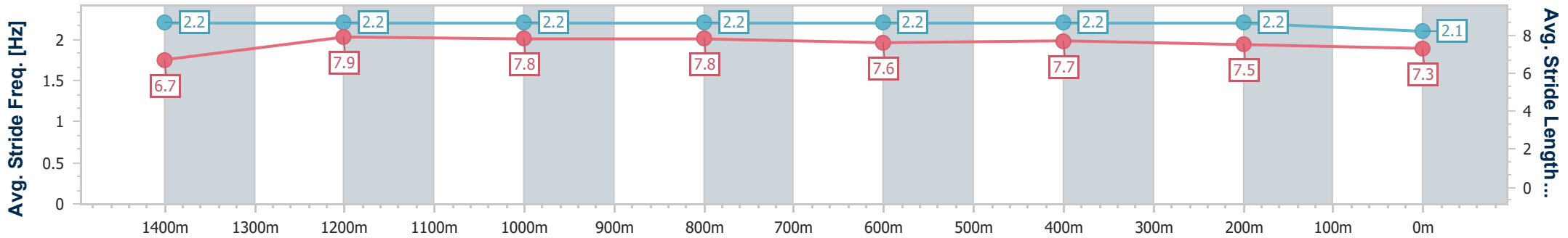
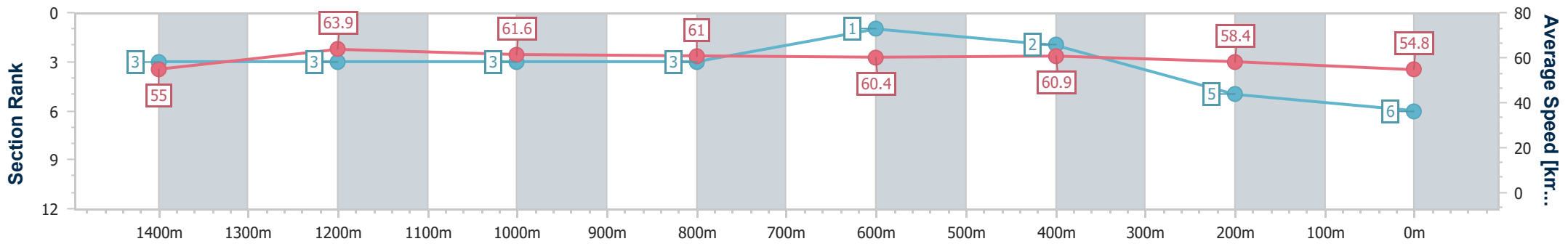
Race 2: TAB Maiden Handicap - 1600m

31 December 2024 - 13:06



Track Rating: Soft 5, Weather: Overcast, Rail Position: +3m Entire

Section	Overall	1400m	1200m	1000m	800m	600m	400m	200m
Section Times	1:37.28 [6] (0:13.10)	1:24.18 [3] (0:11.28)	1:12.90 [3] (0:11.68)	1:01.22 [3] (0:11.86)	0:49.36 [3] (0:12.05)	0:37.31 [1] (0:11.83)	0:25.48 [2] (0:12.32)	0:13.16 [5] (0:13.16)
Average Speed [km/h]	55.0	63.9	61.6	61.0	60.4	60.9	58.4	54.8
Top Speed [km/h]	66.0	65.7	62.9	61.8	61.4	61.7	60.3	57.1
Avg. Dist. to Rail [m]	5.9	1.3	0.8	0.8	1.5	1.7	4.0	4.8
Avg. Stride Freq. [Hz]	2.2	2.2	2.2	2.2	2.2	2.2	2.2	2.1
Avg. Stride Length [m]	6.7	7.9	7.8	7.8	7.6	7.7	7.5	7.3



- [ ] Ranking at each section and finish
- .-.- No data available at this section
- NA No data available





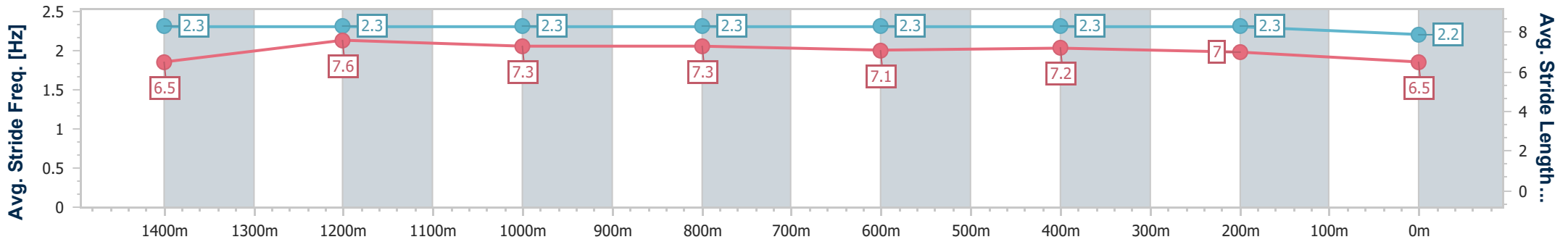
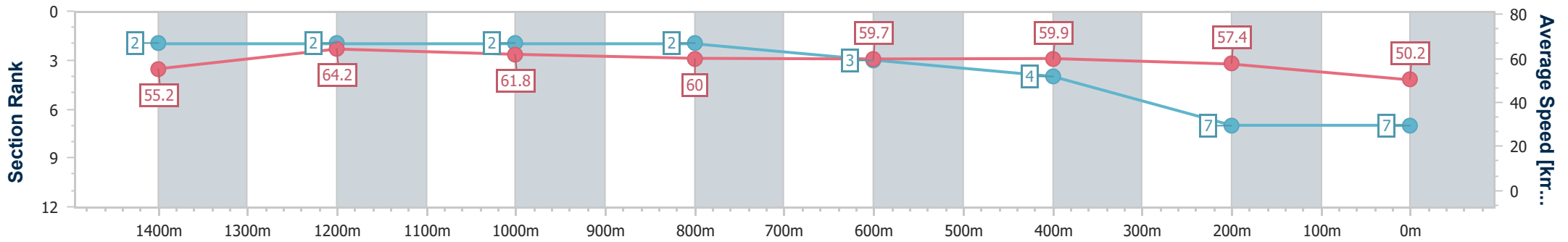
Horse/Jockey Name	Vinrosa
Final Rank	7
Fastest Section Time (Section)	0:11.22 (1400m)
Top Speed [km/h] (Section)	66.5 (1400m)
Race State	Finished



Rockhampton QLD Professional  
 Race 2: TAB Maiden Handicap - 1600m  
 31 December 2024 - 13:06  
 Track Rating: Soft 5, Weather: Overcast, Rail Position: +3m Entire



Section	Overall	1400m	1200m	1000m	800m	600m	400m	200m
Section Times	1:38.99 [7] (0:13.05)	1:25.94 [2] (0:11.22)	1:14.72 [2] (0:11.64)	1:03.08 [2] (0:12.01)	0:51.07 [2] (0:12.17)	0:38.90 [3] (0:12.03)	0:26.87 [4] (0:12.54)	0:14.33 [7] (0:14.33)
Average Speed [km/h]	55.2	64.2	61.8	60.0	59.7	59.9	57.4	50.2
Top Speed [km/h]	66.3	66.5	62.8	60.9	60.9	60.8	60.6	54.6
Avg. Dist. to Rail [m]	4.2	0.7	0.2	0.2	1.3	2.8	4.3	4.8
Avg. Stride Freq. [Hz]	2.3	2.3	2.3	2.3	2.3	2.3	2.3	2.2
Avg. Stride Length [m]	6.5	7.6	7.3	7.3	7.1	7.2	7.0	6.5



- [ ] Ranking at each section and finish
- .-.- No data available at this section
- NA No data available