



Sunshine Coast QLD Professional
Race 6: THE SURF CLUB MOOLOOLABA BENCHMARK 62 Handicap - 1200m
29 December 2024 - 15:30



Track Rating: Good 4, Weather: Overcast, Rail Position: +2m Entire

Section												Last 600m						
Field Times		Overall	1000m	800m	600m	400m	200m						1:11.03					
		1:11.34 (0:21.76)	0:49.58 (0:08.33)	0:41.25 (0:08.67)	0:32.58 (0:08.73)	0:23.85 (0:11.57)	0:12.28 (0:12.28)											
Rank	TAB	Horse/Jockey	Barrier	Top Speed [km/h]	Fastest Section											Margin	Margin	Distance Travelled [m]
1	2	ABOUT TO EXPLODE Ryan Maloney	2	Data was not able to be tracked for this horse												1:11.03		
2	18	AGED CARE Bailey Wheeler	11	67.5 400m	0:08.71 800m	1:11.34 [2] (0:22.25)	0:49.09 [7] (0:08.94)	0:40.15 [9] (0:08.71)	0:31.44 [9] (0:08.75)	0:22.69 [10] (0:10.89)	0:11.80 [8] (0:11.80)	1.8L	0:31.44	--				
3	19	ITALIAN DANCER Michael Rodd	6	66.3 Overall	0:08.59 1000m	1:11.39 [3] (0:22.08)	0:49.31 [5] (0:08.59)	0:40.72 [5] (0:08.74)	0:31.98 [5] (0:08.78)	0:23.20 [6] (0:11.25)	0:11.95 [6] (0:11.95)	2L	0:31.98	--				
4	11	PROVANCE Damien Thornton	8	66.3 400m	0:08.51 600m	1:11.52 [4] (0:22.53)	0:48.99 [10] (0:08.74)	0:40.25 [10] (0:08.64)	0:31.61 [10] (0:08.51)	0:23.10 [8] (0:11.08)	0:12.02 [7] (0:12.02)	2.5L	0:31.61	--				
5	5	HEROIC CHIEF Paul Hamblin	5	66.5 400m	0:08.63 1000m	1:11.57 [5] (0:22.37)	0:49.20 [8] (0:08.63)	0:40.57 [7] (0:08.66)	0:31.91 [6] (0:08.65)	0:23.26 [7] (0:11.04)	0:12.22 [4] (0:12.22)	2.7L	0:31.91	--				
6	13	READY TO BOOM Nikita Beriman	4	67.2 1000m	0:08.36 1000m	1:11.90 [6] (0:22.04)	0:49.86 [4] (0:08.36)	0:41.50 [3] (0:08.77)	0:32.73 [4] (0:08.73)	0:24.00 [4] (0:11.42)	0:12.58 [3] (0:12.58)	4.5L	0:32.73	--				
7	4	DESERT KOBY Angela Jones	9	66.1 1000m	0:08.33 1000m	1:11.96 [7] (0:21.76)	0:50.20 [1] (0:08.33)	0:41.87 [1] (0:08.67)	0:33.20 [1] (0:08.73)	0:24.47 [1] (0:11.57)	0:12.90 [1] (0:12.90)	4.8L	0:33.20	--				
8	1	AIR MARSHAL Corey Sutherland	1	66.2 Overall	0:08.40 1000m	1:12.31 [8] (0:22.02)	0:50.29 [3] (0:08.40)	0:41.89 [4] (0:08.69)	0:33.20 [3] (0:08.67)	0:24.53 [3] (0:11.41)	0:13.12 [2] (0:13.12)	6.8L	0:33.20	--				
9	20	NORTHUMBRIA Justin Huxtable	10	68.9 Overall	0:08.28 1000m	1:12.77 [9] (0:21.99)	0:50.78 [2] (0:08.28)	0:42.50 [2] (0:08.69)	0:33.81 [2] (0:08.75)	0:25.06 [2] (0:11.66)	0:13.40 [5] (0:13.40)	9.3L	0:33.81	--				
10	17	WHISKEY AND BEER Robbie Dolan	7	65.9 Overall	0:08.66 1000m	1:12.80 [10] (0:22.23)	0:50.57 [6] (0:08.66)	0:41.91 [6] (0:08.85)	0:33.06 [8] (0:08.87)	0:24.19 [9] (0:11.49)	0:12.70 [10] (0:12.70)	9.5L	0:33.06	--				

Scratched: Sock'emsid (#3), Dealing's Done (#7), Jukebox Glow (#10), Mio Sorrento (#6), Starlea (#14), Badda Boom Baby (#12), Board Member (#9), Vos Savant (#15), Appellant (#16), Deep Fury (#21)

[] Ranking at each section and finish
 -:--:-- No data available at this section
 NA No data available
 SCN Saddle cloth number
 DNF Did not finish
 DNT Did not track



Sunshine Coast QLD Professional
Race 6: THE SURF CLUB MOOLOOLABA BENCHMARK 62 Handicap - 1200m
29 December 2024 - 15:30



Track Rating: Good 4, Weather: Overcast, Rail Position: +2m Entire

Section	Overall	1000m	800m	600m	400m	200m	Last 600m
Field Times	1:11.34 (0:21.76)	0:49.58 (0:08.33)	0:41.25 (0:08.67)	0:32.58 (0:08.73)	0:23.85 (0:11.57)	0:12.28 (0:12.28)	1:11.03

Rank	TAB	Horse/Jockey	Barrier	Top Speed [km/h]	Fastest Section	Overall	1000m	800m	600m	400m	200m	Margin	Distance Travelled [m]	
11	8	GALACTIC LEGEND	3	64.7	0:08.50	1:13.20 [11]	0:50.79 [9]	0:42.18 [8]	0:33.52 [7]	0:25.02 [5]	0:13.60 [9]	11.8L	0:33.52	--
		Kyle Wilson-Taylor		600m	600m	(0:22.41)	(0:08.61)	(0:08.66)	(0:08.50)	(0:11.42)	(0:13.60)			

Scratched: Sock'emsid (#3), Dealing's Done (#7), Jukebox Glow (#10), Mio Sorrento (#6), Starlea (#14), Badda Boom Baby (#12), Board Member (#9), Vos Savant (#15), Appellant (#16), Deep Fury (#21)

[] Ranking at each section and finish
 -:--:-- No data available at this section
 NA No data available

SCN Saddle cloth number
 DNF Did not finish
 DNT Did not track



Horse/Jockey Name	Aged Care
Final Rank	2
Fastest Section Time (Section)	0:08.71 (800m)
Top Speed [km/h] (Section)	67.5 (400m)
Race State	Finished



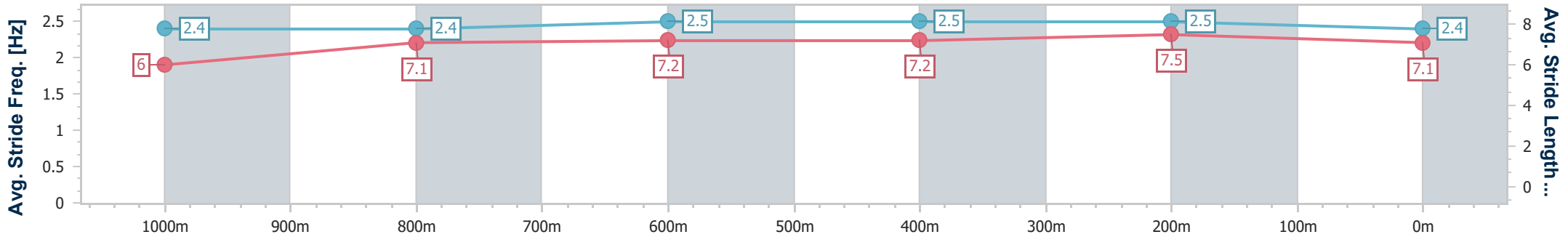
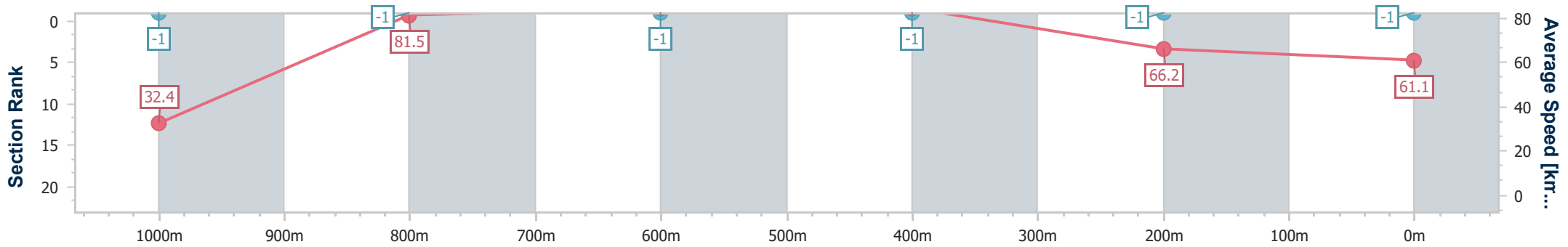
Sunshine Coast QLD Professional
 Race 6: THE SURF CLUB MOOLOOLABA BENCHMARK 62
 Handicap - 1200m



29 December 2024 - 15:30

Track Rating: Good 4, Weather: Overcast, Rail Position: +2m Entire

Section	Overall	1000m	800m	600m	400m	200m
Section Times	1:11.34 [2] (0:22.25)	0:49.09 [7] (0:08.94)	0:40.15 [9] (0:08.71)	0:31.44 [9] (0:08.75)	0:22.69 [10] (0:10.89)	0:11.80 [8] (0:11.80)
Average Speed [km/h]	32.4	81.5	84.3	84.6	66.2	61.1
Top Speed [km/h]	65.5	65.5	64.8	65.1	67.5	63.8
Avg. Dist. to Rail [m]	12.2	5.8	3.2	5.0	11.4	10.9
Avg. Stride Freq. [Hz]	2.4	2.4	2.5	2.5	2.5	2.4
Avg. Stride Length [m]	6.0	7.1	7.2	7.2	7.5	7.1



- [] Ranking at each section and finish
- .-.- No data available at this section
- NA No data available



Horse/Jockey Name	Italian Dancer
Final Rank	3
Fastest Section Time (Section)	0:08.59 (1000m)
Top Speed [km/h] (Section)	66.3 (Overall)
Race State	Finished



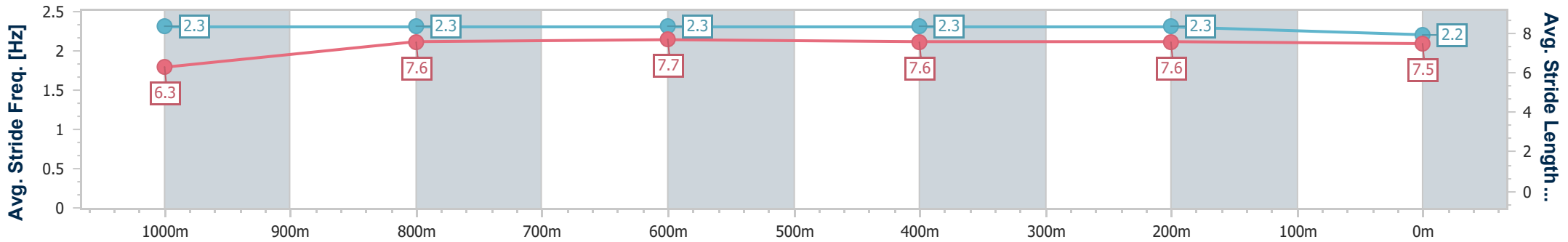
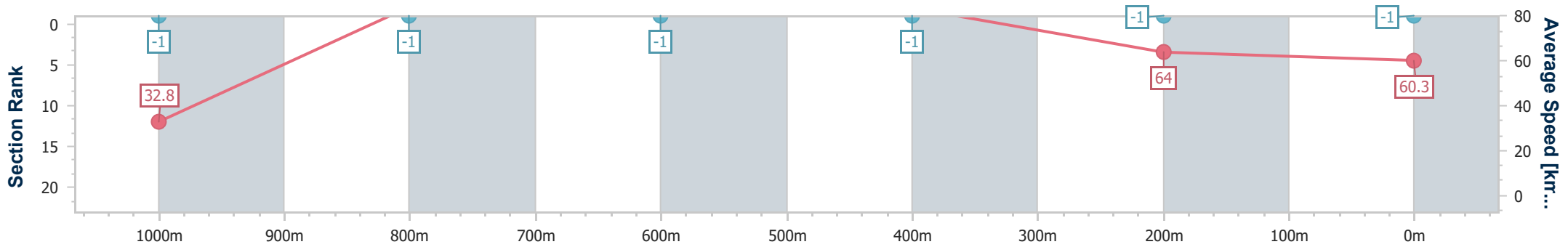
Sunshine Coast QLD Professional
 Race 6: THE SURF CLUB MOOLOOLABA BENCHMARK 62
 Handicap - 1200m



29 December 2024 - 15:30

Track Rating: Good 4, Weather: Overcast, Rail Position: +2m Entire

Section	Overall	1000m	800m	600m	400m	200m
Section Times	1:11.39 [3] (0:22.08)	0:49.31 [5] (0:08.59)	0:40.72 [5] (0:08.74)	0:31.98 [5] (0:08.78)	0:23.20 [6] (0:11.25)	0:11.95 [6] (0:11.95)
Average Speed [km/h]	32.8	84.2	83.9	83.7	64.0	60.3
Top Speed [km/h]	66.3	65.7	64.9	65.3	64.9	62.5
Avg. Dist. to Rail [m]	8.1	3.7	2.7	3.8	8.2	8.8
Avg. Stride Freq. [Hz]	2.3	2.3	2.3	2.3	2.3	2.2
Avg. Stride Length [m]	6.3	7.6	7.7	7.6	7.6	7.5



- [] Ranking at each section and finish
- .-.- No data available at this section
- NA No data available



Horse/Jockey Name	Provance
Final Rank	4
Fastest Section Time (Section)	0:08.51 (600m)
Top Speed [km/h] (Section)	66.3 (400m)
Race State	Finished



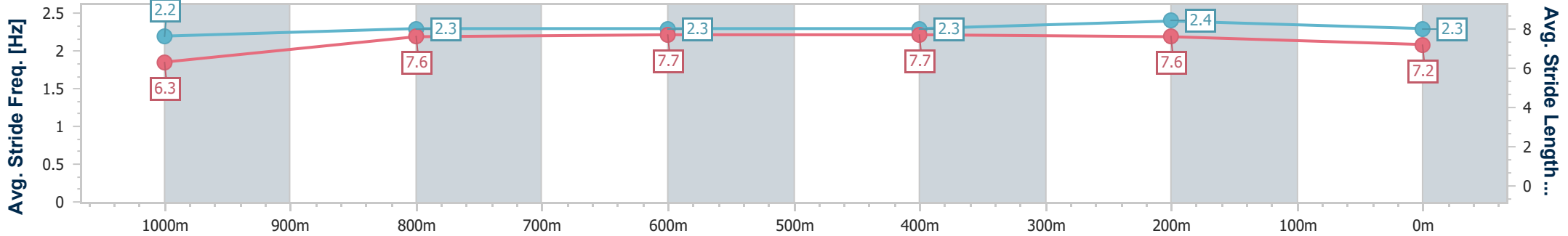
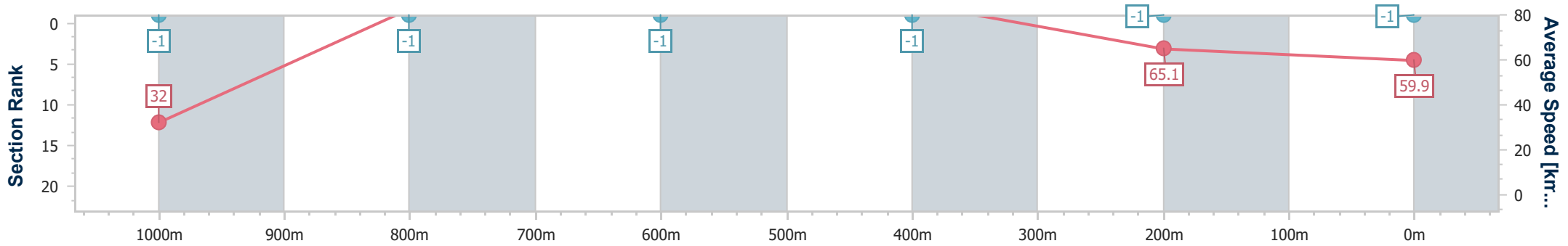
Sunshine Coast QLD Professional
 Race 6: THE SURF CLUB MOOLOOLABA BENCHMARK 62
 Handicap - 1200m



29 December 2024 - 15:30

Track Rating: Good 4, Weather: Overcast, Rail Position: +2m Entire

Section	Overall	1000m	800m	600m	400m	200m
Section Times	1:11.52 [4] (0:22.53)	0:48.99 [10] (0:08.74)	0:40.25 [10] (0:08.64)	0:31.61 [10] (0:08.51)	0:23.10 [8] (0:11.08)	0:12.02 [7] (0:12.02)
Average Speed [km/h]	32.0	82.9	84.4	85.4	65.1	59.9
Top Speed [km/h]	64.3	64.5	65.4	65.2	66.3	62.9
Avg. Dist. to Rail [m]	10.2	4.9	2.0	1.5	6.3	6.6
Avg. Stride Freq. [Hz]	2.2	2.3	2.3	2.3	2.4	2.3
Avg. Stride Length [m]	6.3	7.6	7.7	7.7	7.6	7.2



- [] Ranking at each section and finish
- .-.-.- No data available at this section
- NA No data available



Horse/Jockey Name	Heroic Chief
Final Rank	5
Fastest Section Time (Section)	0:08.63 (1000m)
Top Speed [km/h] (Section)	66.5 (400m)
Race State	Finished



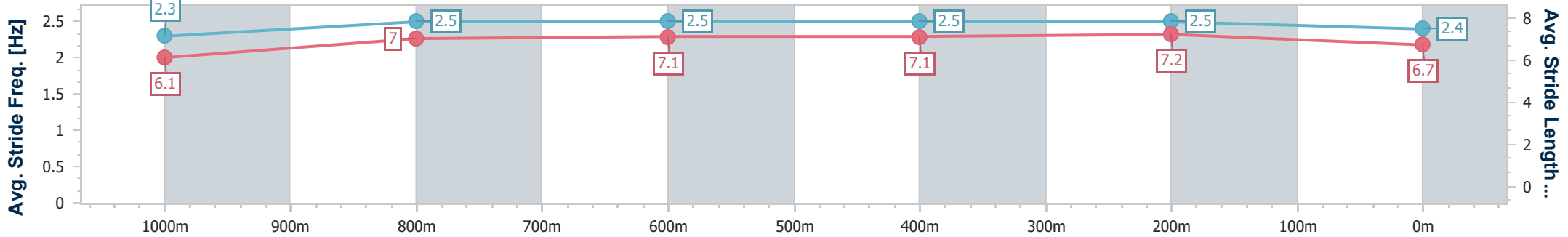
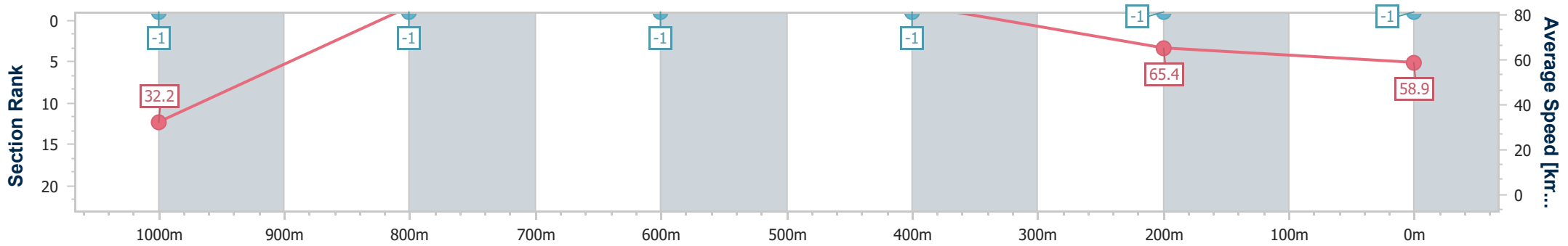
Sunshine Coast QLD Professional
 Race 6: THE SURF CLUB MOOLOOLABA BENCHMARK 62
 Handicap - 1200m



29 December 2024 - 15:30

Track Rating: Good 4, Weather: Overcast, Rail Position: +2m Entire

Section	Overall	1000m	800m	600m	400m	200m
Section Times	1:11.57 [5] (0:22.37)	0:49.20 [8] (0:08.63)	0:40.57 [7] (0:08.66)	0:31.91 [6] (0:08.65)	0:23.26 [7] (0:11.04)	0:12.22 [4] (0:12.22)
Average Speed [km/h]	32.2	83.8	84.7	84.7	65.4	58.9
Top Speed [km/h]	64.2	64.7	65.8	66.2	66.5	63.3
Avg. Dist. to Rail [m]	6.6	3.8	2.7	3.0	10.1	11.4
Avg. Stride Freq. [Hz]	2.3	2.5	2.5	2.5	2.5	2.4
Avg. Stride Length [m]	6.1	7.0	7.1	7.1	7.2	6.7



- [] Ranking at each section and finish
- .-.- No data available at this section
- NA No data available



Horse/Jockey Name	Ready To Boom
Final Rank	6
Fastest Section Time (Section)	0:08.36 (1000m)
Top Speed [km/h] (Section)	67.2 (1000m)
Race State	Finished



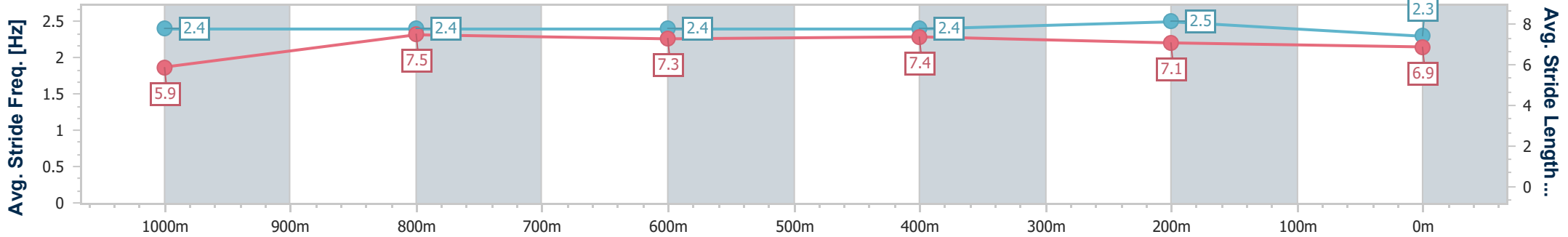
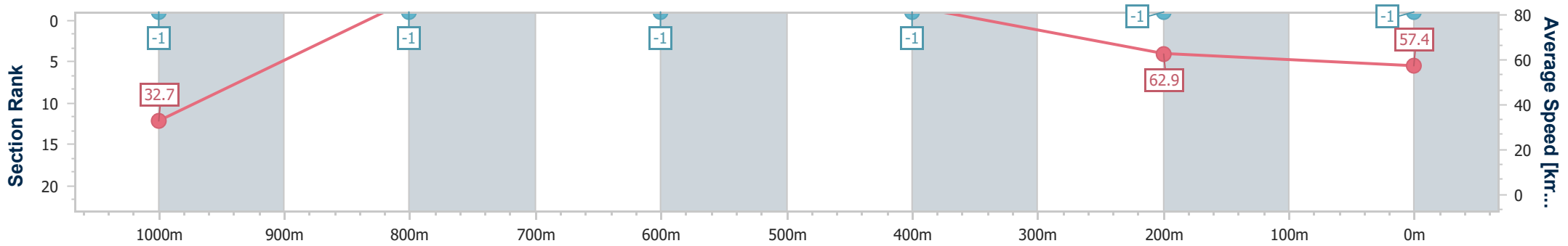
Sunshine Coast QLD Professional
 Race 6: THE SURF CLUB MOOLOOLABA BENCHMARK 62
 Handicap - 1200m



29 December 2024 - 15:30

Track Rating: Good 4, Weather: Overcast, Rail Position: +2m Entire

Section	Overall	1000m	800m	600m	400m	200m
Section Times	1:11.90 [6] (0:22.04)	0:49.86 [4] (0:08.36)	0:41.50 [3] (0:08.77)	0:32.73 [4] (0:08.73)	0:24.00 [4] (0:11.42)	0:12.58 [3] (0:12.58)
Average Speed [km/h]	32.7	86.8	83.8	83.9	62.9	57.4
Top Speed [km/h]	65.7	67.2	65.7	64.7	64.7	60.7
Avg. Dist. to Rail [m]	5.7	2.8	3.4	2.8	5.5	6.6
Avg. Stride Freq. [Hz]	2.4	2.4	2.4	2.4	2.5	2.3
Avg. Stride Length [m]	5.9	7.5	7.3	7.4	7.1	6.9



- [] Ranking at each section and finish
- .-.-.- No data available at this section
- NA No data available



Horse/Jockey Name	Desert Koby
Final Rank	7
Fastest Section Time (Section)	0:08.33 (1000m)
Top Speed [km/h] (Section)	66.1 (1000m)
Race State	Finished



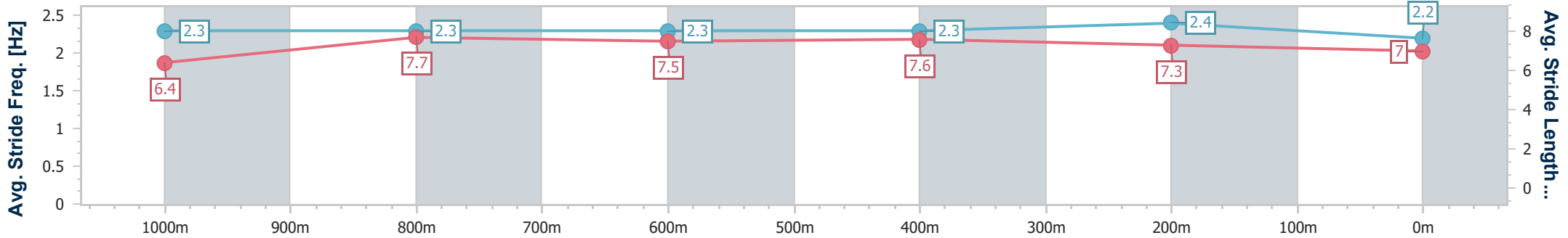
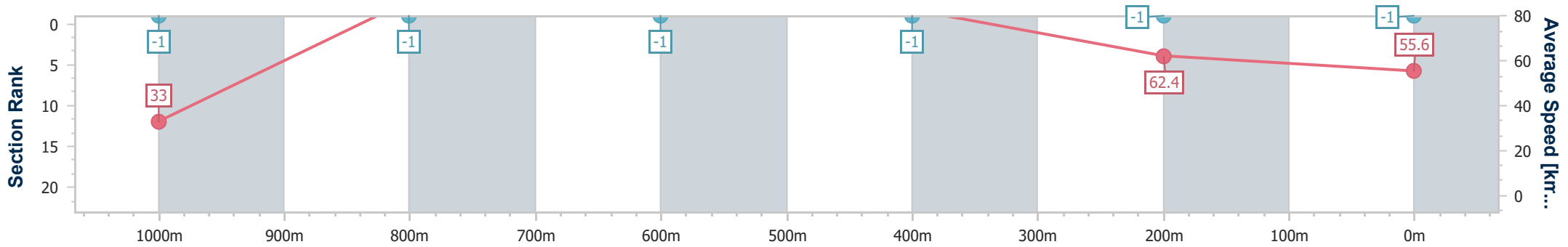
Sunshine Coast QLD Professional
 Race 6: THE SURF CLUB MOOLOOLABA BENCHMARK 62
 Handicap - 1200m



29 December 2024 - 15:30

Track Rating: Good 4, Weather: Overcast, Rail Position: +2m Entire

Section	Overall	1000m	800m	600m	400m	200m
Section Times	1:11.96 [7] (0:21.76)	0:50.20 [1] (0:08.33)	0:41.87 [1] (0:08.67)	0:33.20 [1] (0:08.73)	0:24.47 [1] (0:11.57)	0:12.90 [1] (0:12.90)
Average Speed [km/h]	33.0	87.2	83.6	83.0	62.4	55.6
Top Speed [km/h]	65.2	66.1	64.2	64.5	64.4	59.7
Avg. Dist. to Rail [m]	6.8	2.1	1.5	1.2	4.3	4.6
Avg. Stride Freq. [Hz]	2.3	2.3	2.3	2.3	2.4	2.2
Avg. Stride Length [m]	6.4	7.7	7.5	7.6	7.3	7.0



- [] Ranking at each section and finish
- .-.-.- No data available at this section
- NA No data available



Horse/Jockey Name	Air Marshal
Final Rank	8
Fastest Section Time (Section)	0:08.40 (1000m)
Top Speed [km/h] (Section)	66.2 (Overall)
Race State	Finished



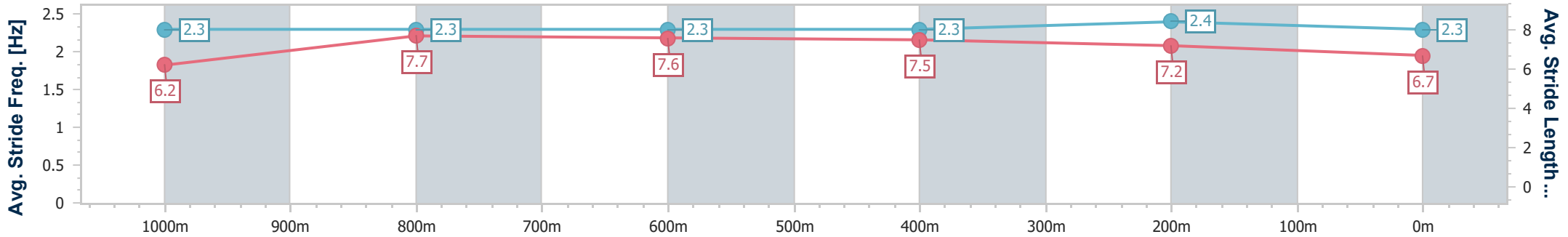
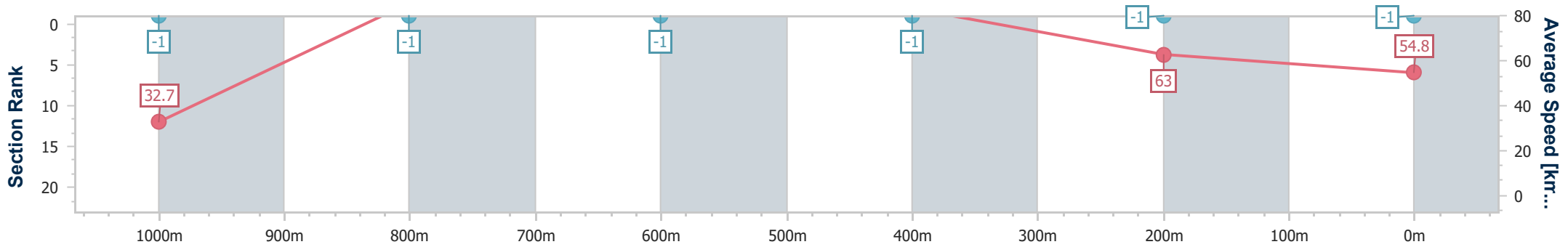
Sunshine Coast QLD Professional
 Race 6: THE SURF CLUB MOOLOOLABA BENCHMARK 62
 Handicap - 1200m



29 December 2024 - 15:30

Track Rating: Good 4, Weather: Overcast, Rail Position: +2m Entire

Section	Overall	1000m	800m	600m	400m	200m
Section Times	1:12.31 [8] (0:22.02)	0:50.29 [3] (0:08.40)	0:41.89 [4] (0:08.69)	0:33.20 [3] (0:08.67)	0:24.53 [3] (0:11.41)	0:13.12 [2] (0:13.12)
Average Speed [km/h]	32.7	86.0	83.5	83.5	63.0	54.8
Top Speed [km/h]	66.2	65.8	64.1	65.0	65.2	60.0
Avg. Dist. to Rail [m]	2.5	1.8	1.3	0.6	0.6	0.4
Avg. Stride Freq. [Hz]	2.3	2.3	2.3	2.3	2.4	2.3
Avg. Stride Length [m]	6.2	7.7	7.6	7.5	7.2	6.7



- [] Ranking at each section and finish
- .-.- No data available at this section
- NA No data available



Horse/Jockey Name	Northumbria
Final Rank	9
Fastest Section Time (Section)	0:08.28 (1000m)
Top Speed [km/h] (Section)	68.9 (Overall)
Race State	Finished



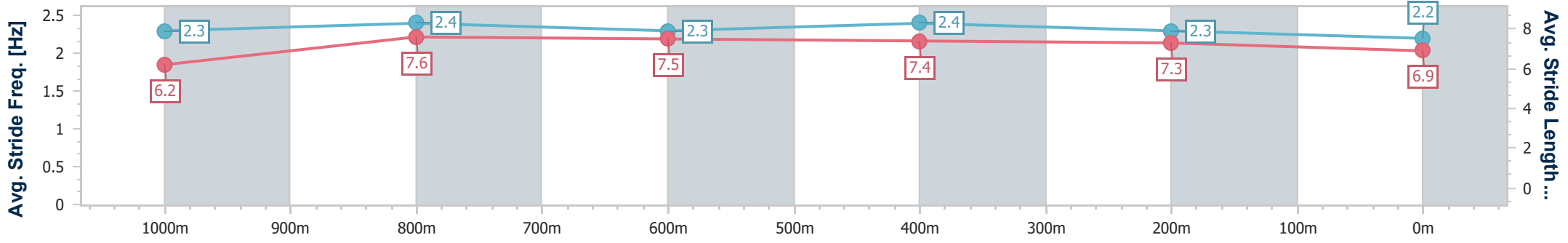
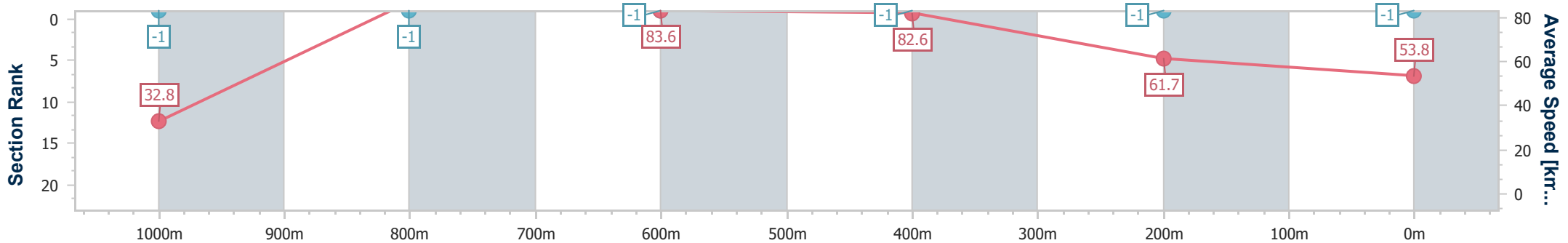
Sunshine Coast QLD Professional
 Race 6: THE SURF CLUB MOOLOOLABA BENCHMARK 62
 Handicap - 1200m



29 December 2024 - 15:30

Track Rating: Good 4, Weather: Overcast, Rail Position: +2m Entire

Section	Overall	1000m	800m	600m	400m	200m
Section Times	1:12.77 [9] (0:21.99)	0:50.78 [2] (0:08.28)	0:42.50 [2] (0:08.69)	0:33.81 [2] (0:08.75)	0:25.06 [2] (0:11.66)	0:13.40 [5] (0:13.40)
Average Speed [km/h]	32.8	87.6	83.6	82.6	61.7	53.8
Top Speed [km/h]	68.9	68.7	64.4	63.9	63.1	58.2
Avg. Dist. to Rail [m]	10.7	3.5	1.4	0.7	4.7	4.8
Avg. Stride Freq. [Hz]	2.3	2.4	2.3	2.4	2.3	2.2
Avg. Stride Length [m]	6.2	7.6	7.5	7.4	7.3	6.9



- [] Ranking at each section and finish
- .-.- No data available at this section
- NA No data available



Horse/Jockey Name	Whiskey And Beer
Final Rank	10
Fastest Section Time (Section)	0:08.66 (1000m)
Top Speed [km/h] (Section)	65.9 (Overall)
Race State	Finished



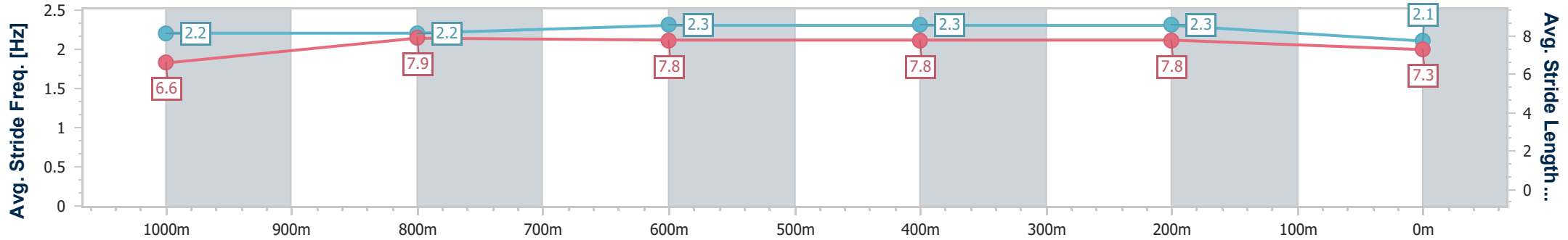
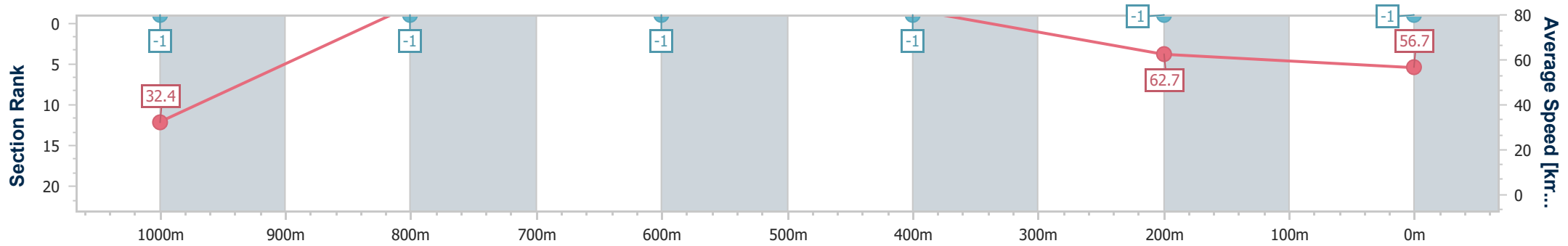
Sunshine Coast QLD Professional
 Race 6: THE SURF CLUB MOOLOOLABA BENCHMARK 62
 Handicap - 1200m



29 December 2024 - 15:30

Track Rating: Good 4, Weather: Overcast, Rail Position: +2m Entire

Section	Overall	1000m	800m	600m	400m	200m
Section Times	1:12.80 [10] (0:22.23)	0:50.57 [6] (0:08.66)	0:41.91 [6] (0:08.85)	0:33.06 [8] (0:08.87)	0:24.19 [9] (0:11.49)	0:12.70 [10] (0:12.70)
Average Speed [km/h]	32.4	84.3	83.1	82.6	62.7	56.7
Top Speed [km/h]	65.9	65.2	64.6	64.6	64.1	60.3
Avg. Dist. to Rail [m]	9.1	4.8	3.8	3.5	5.4	6.8
Avg. Stride Freq. [Hz]	2.2	2.2	2.3	2.3	2.3	2.1
Avg. Stride Length [m]	6.6	7.9	7.8	7.8	7.8	7.3



- [] Ranking at each section and finish
- .-.- No data available at this section
- NA No data available



Horse/Jockey Name	Galactic Legend
Final Rank	11
Fastest Section Time (Section)	0:08.50 (600m)
Top Speed [km/h] (Section)	64.7 (600m)
Race State	Finished



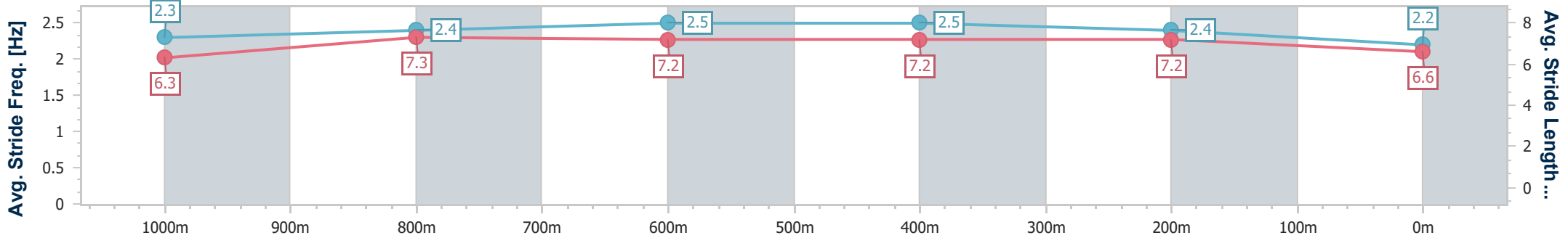
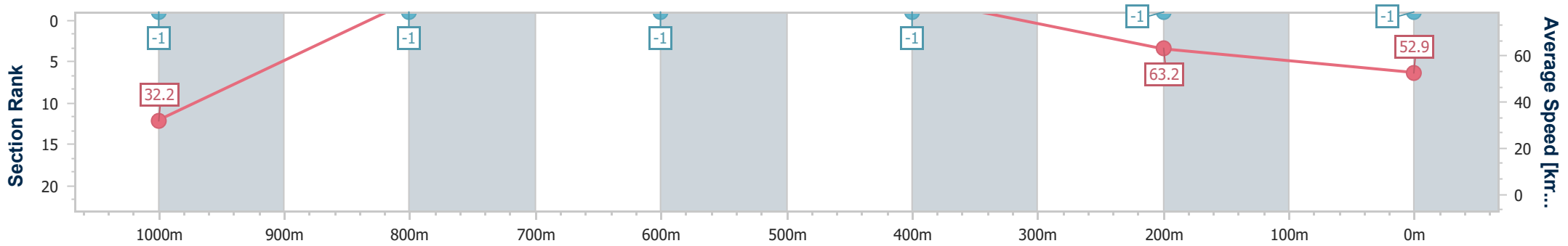
Sunshine Coast QLD Professional
 Race 6: THE SURF CLUB MOOLOOLABA BENCHMARK 62
 Handicap - 1200m



29 December 2024 - 15:30

Track Rating: Good 4, Weather: Overcast, Rail Position: +2m Entire

Section	Overall	1000m	800m	600m	400m	200m
Section Times	1:13.20 [11] (0:22.41)	0:50.79 [9] (0:08.61)	0:42.18 [8] (0:08.66)	0:33.52 [7] (0:08.50)	0:25.02 [5] (0:11.42)	0:13.60 [9] (0:13.60)
Average Speed [km/h]	32.2	83.9	83.6	85.2	63.2	52.9
Top Speed [km/h]	63.9	64.5	64.6	64.7	64.5	59.5
Avg. Dist. to Rail [m]	4.5	2.0	1.3	1.1	4.1	2.9
Avg. Stride Freq. [Hz]	2.3	2.4	2.5	2.5	2.4	2.2
Avg. Stride Length [m]	6.3	7.3	7.2	7.2	7.2	6.6



- [] Ranking at each section and finish
- .-.- No data available at this section
- NA No data available



Horse/Jockey Name	About To Explode
Final Rank	1
Fastest Section Time (Section)	-:--:--
Top Speed [km/h] (Section)	--.-
Race State	DidNotTrack



Sunshine Coast QLD Professional
 Race 6: THE SURF CLUB MOOLOOLABA BENCHMARK 62
 Handicap - 1200m



29 December 2024 - 15:30

Track Rating: Good 4, Weather: Overcast, Rail Position: +2m Entire

Section	Overall	1000m	800m	600m	400m	200m							
Section Times	-:--:--	-:--:--	-:--:--	-:--:--	-:--:--	-:--:--							
Average Speed [km/h]	--.-	--.-	--.-	--.-	--.-	--.-							
Top Speed [km/h]	--.-	--.-	--.-	--.-	--.-	--.-							
Avg. Dist. to Rail [m]	--	--	--	--	--	--							
Avg. Stride Freq. [Hz]	--.-	--.-	--.-	--.-	--.-	--.-							
Avg. Stride Length [m]	--.-	--.-	--.-	--.-	--.-	--.-							

- [] Ranking at each section and finish
- :--:-- No data available at this section
- NA No data available