



Sunshine Coast QLD Professional

Race 1: MARTIN COLLINS AUSTRALIA Maiden Plate - 1800m

29 December 2024 - 12:25



Track Rating: Good 4, Weather: Overcast, Rail Position: +2m Entire

Section		Overall	1600m	1400m	1200m	1000m	800m	600m	Last 600m				
Field Times		1:51.58 (0:13.74)	1:37.84 (0:11.03)	1:26.81 (0:11.96)	1:14.85 (0:12.40)	1:02.45 (0:12.84)	0:49.61 (0:12.67)	0:36.94 (0:12.18)	0:36.94				
Rank	TAB Horse/Jockey	Barrier	Top Speed [km/h]	Fastest Section									Distance Travelled [m]
1	6 ZINOTAR Angela Jones	4	64.8 1400m	0:11.37 1600m	1:51.58 [1] (0:14.34)	1:37.24 [7] (0:11.37)	1:25.87 [7] (0:11.58)	1:14.29 [7] (0:12.27)	1:02.02 [5] (0:12.80)	0:49.22 [5] (0:12.59)	0:36.63 [5] (0:11.98)	0:36.63	
2	4 KHANT QUIT Nikita Beriman	1	65.3 1600m	0:11.10 1600m	1:51.77 [2] (0:13.84)	1:37.93 [3] (0:11.10)	1:26.83 [2] (0:11.94)	1:14.89 [3] (0:12.53)	1:02.36 [3] (0:12.82)	0:49.54 [4] (0:12.70)	0:36.84 [4] (0:12.01)	0:36.84	-6
3	8 CAESAR CAKE Jake Bayliss	10	65.0 1600m	0:11.42 1600m	1:51.88 [3] (0:14.77)	1:37.11 [10] (0:11.42)	1:25.69 [10] (0:11.51)	1:14.18 [9] (0:12.53)	1:01.65 [9] (0:12.85)	0:48.80 [9] (0:12.72)	0:36.08 [9] (0:12.15)	0:36.08	+3
4	2 BRIEF SPIRIT Tahlia Fenlon	2	64.7 1600m	0:11.16 1600m	1:51.93 [4] (0:14.46)	1:37.47 [8] (0:11.16)	1:26.31 [6] (0:11.43)	1:14.88 [4] (0:12.36)	1:02.52 [4] (0:12.80)	0:49.72 [3] (0:12.62)	0:37.10 [3] (0:12.07)	0:37.10	+1
5	1 BIT OF GRUNT Rob Thorburn	8	67.5 1600m	0:11.03 1600m	1:52.59 [5] (0:13.74)	1:38.85 [1] (0:11.03)	1:27.82 [1] (0:11.96)	1:15.86 [1] (0:12.40)	1:03.46 [1] (0:12.84)	0:50.62 [1] (0:12.67)	0:37.95 [1] (0:12.18)	0:37.95	-3
6	10 ZONTO WILBERFORCE Justin Stanley	3	65.1 1600m	0:11.17 1600m	1:52.65 [6] (0:14.08)	1:38.57 [5] (0:11.17)	1:27.40 [5] (0:11.84)	1:15.56 [5] (0:12.54)	1:03.02 [6] (0:12.83)	0:50.19 [6] (0:12.71)	0:37.48 [6] (0:12.10)	0:37.48	-1
7	7 ABOVEFORTY Bailey Wheeler	5	65.1 1600m	0:11.19 1600m	1:52.70 [7] (0:13.80)	1:38.90 [2] (0:11.19)	1:27.71 [3] (0:11.83)	1:15.88 [2] (0:12.52)	1:03.36 [2] (0:12.77)	0:50.59 [2] (0:12.64)	0:37.95 [2] (0:12.12)	0:37.95	-2
8	3 DEJA ZOU Simon Miller	7	64.5 1600m	0:11.44 1600m	1:52.79 [8] (0:14.31)	1:38.48 [6] (0:11.44)	1:27.04 [8] (0:11.99)	1:15.05 [10] (0:12.73)	1:02.32 [10] (0:12.95)	0:49.37 [10] (0:12.72)	0:36.65 [10] (0:12.35)	0:36.65	-7
9	9 SASSY TAP Micheal Hellyer	9	64.3 1600m	0:11.25 1600m	1:54.09 [9] (0:14.69)	1:39.40 [9] (0:11.25)	1:28.15 [9] (0:11.54)	1:16.61 [8] (0:12.68)	1:03.93 [8] (0:12.84)	0:51.09 [8] (0:12.51)	0:38.58 [7] (0:12.36)	0:38.58	-12
10	5 PRIDE OF PASSION Amy Graham	6	65.1 Overall	0:11.27 1600m	1:54.10 [10] (0:13.89)	1:40.21 [4] (0:11.27)	1:28.94 [4] (0:11.97)	1:16.97 [6] (0:12.57)	1:04.40 [7] (0:13.03)	0:51.37 [7] (0:12.89)	0:38.48 [8] (0:12.60)	0:38.48	-1

[] Ranking at each section and finish
 -:-:- No data available at this section
 NA No data available

SCN Saddle cloth number
 DNF Did not finish
 DNT Did not track



Sunshine Coast QLD Professional

Race 1: MARTIN COLLINS AUSTRALIA Maiden Plate - 1800m

29 December 2024 - 12:25



Track Rating: Good 4, Weather: Overcast, Rail Position: +2m Entire

Section				400m	200m			Last 600m			
Field Times				0:24.76 (0:11.99)	0:12.77 (0:12.77)			0:36.94			
Rank	TAB	Horse/Jockey	Barrier	Top Speed [km/h]	Fastest Section	Margin				Distance Travelled [m]	
1	6	ZINOTAR Angela Jones	4	64.8 1400m	0:11.37 1600m	0:24.65 [4] (0:11.88)	0:12.77 [1] (0:12.77)	1:51.58		0:36.63	
2	4	KHANT QUIT Nikita Beriman	1	65.3 1600m	0:11.10 1600m	0:24.83 [5] (0:11.97)	0:12.86 [2] (0:12.86)	1L		0:36.84	-6
3	8	CAESAR CAKE Jake Bayliss	10	65.0 1600m	0:11.42 1600m	0:23.93 [8] (0:11.62)	0:12.31 [7] (0:12.31)	1.5L		0:36.08	+3
4	2	BRIEF SPIRIT Tahlia Fenlon	2	64.7 1600m	0:11.16 1600m	0:25.03 [3] (0:12.12)	0:12.91 [3] (0:12.91)	1.7L		0:37.10	+1
5	1	BIT OF GRUNT Rob Thorburn	8	67.5 1600m	0:11.03 1600m	0:25.77 [1] (0:12.32)	0:13.45 [4] (0:13.45)	5.5L		0:37.95	-3
6	10	ZONTO WILBERFORCE Justin Stanley	3	65.1 1600m	0:11.17 1600m	0:25.38 [6] (0:12.25)	0:13.13 [6] (0:13.13)	5.8L		0:37.48	-1
7	7	ABOVEFORTY Bailey Wheeler	5	65.1 1600m	0:11.19 1600m	0:25.83 [2] (0:12.52)	0:13.31 [5] (0:13.31)	6L		0:37.95	-2
8	3	DEJA ZOU Simon Miller	7	64.5 1600m	0:11.44 1600m	0:24.30 [10] (0:11.91)	0:12.39 [8] (0:12.39)	6.4L		0:36.65	-7
9	9	SASSY TAP Micheal Hellyer	9	64.3 1600m	0:11.25 1600m	0:26.22 [7] (0:12.65)	0:13.57 [9] (0:13.57)	13.9L		0:38.58	-12
10	5	PRIDE OF PASSION Amy Graham	6	65.1 Overall	0:11.27 1600m	0:25.88 [9] (0:12.52)	0:13.36 [10] (0:13.36)	14L		0:38.48	-1

[] Ranking at each section and finish
 -:-:- No data available at this section
 NA No data available

SCN Saddle cloth number
 DNF Did not finish
 DNT Did not track



Horse/Jockey Name	Zinotar
Final Rank	1
Fastest Section Time (Section)	0:11.37 (1600m)
Top Speed [km/h] (Section)	64.8 (1400m)
Race State	Finished



Sunshine Coast QLD Professional

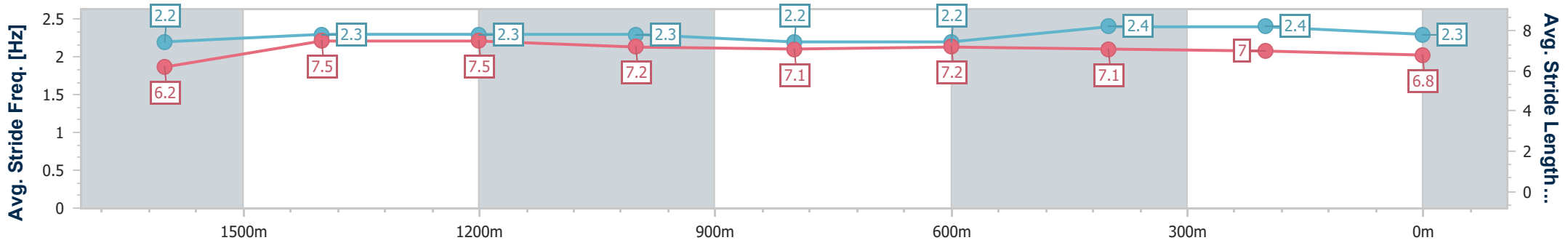
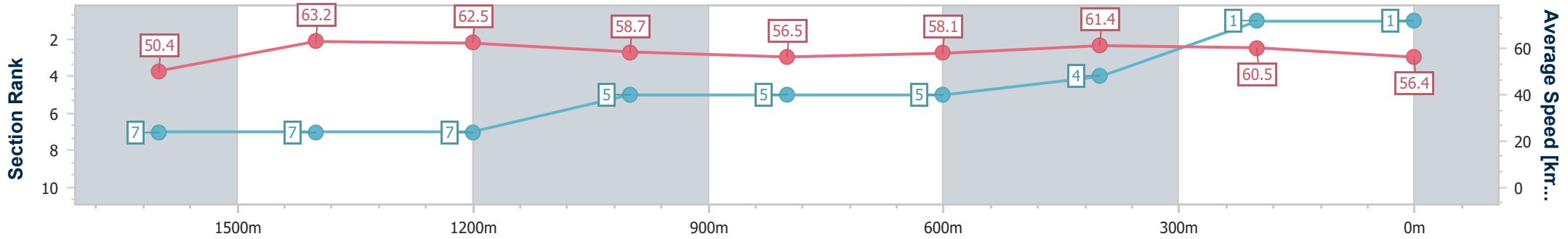
Race 1: MARTIN COLLINS AUSTRALIA Maiden Plate - 1800m



29 December 2024 - 12:25

Track Rating: Good 4, Weather: Overcast, Rail Position: +2m Entire

Section	Overall	1600m	1400m	1200m	1000m	800m	600m	400m	200m				
Section Times	1:51.58 [1] (0:14.34)	1:37.24 [7] (0:11.37)	1:25.87 [7] (0:11.58)	1:14.29 [7] (0:12.27)	1:02.02 [5] (0:12.80)	0:49.22 [5] (0:12.59)	0:36.63 [5] (0:11.98)	0:24.65 [4] (0:11.88)	0:12.77 [1] (0:12.77)				
Average Speed [km/h]	50.4	63.2	62.5	58.7	56.5	58.1	61.4	60.5	56.4				
Top Speed [km/h]	62.1	64.7	64.8	60.2	56.9	59.7	62.7	63.2	58.0				
Avg. Dist. to Rail [m]	3.5	0.4	1.3	2.7	2.2	2.5	3.6	5.6	7.5				
Avg. Stride Freq. [Hz]	2.2	2.3	2.3	2.3	2.2	2.2	2.4	2.4	2.3				
Avg. Stride Length [m]	6.2	7.5	7.5	7.2	7.1	7.2	7.1	7.0	6.8				



- [] Ranking at each section and finish
- .-.- No data available at this section
- NA No data available



Horse/Jockey Name	Khant Quit
Final Rank	2
Fastest Section Time (Section)	0:11.10 (1600m)
Top Speed [km/h] (Section)	65.3 (1600m)
Race State	Finished



Sunshine Coast QLD Professional

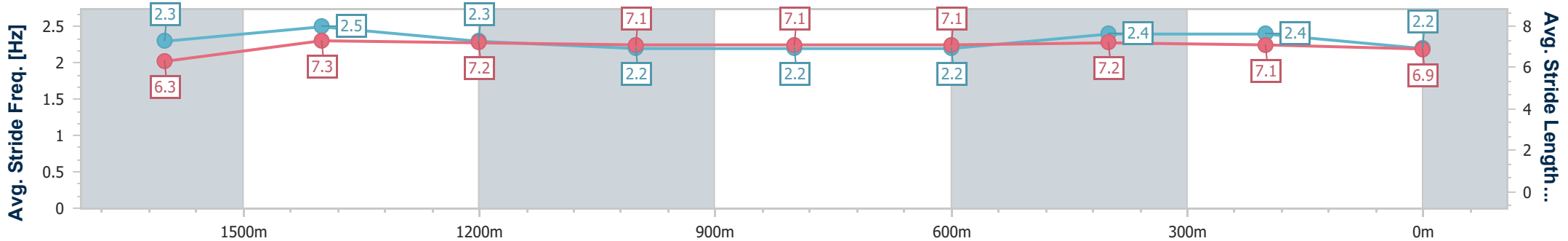
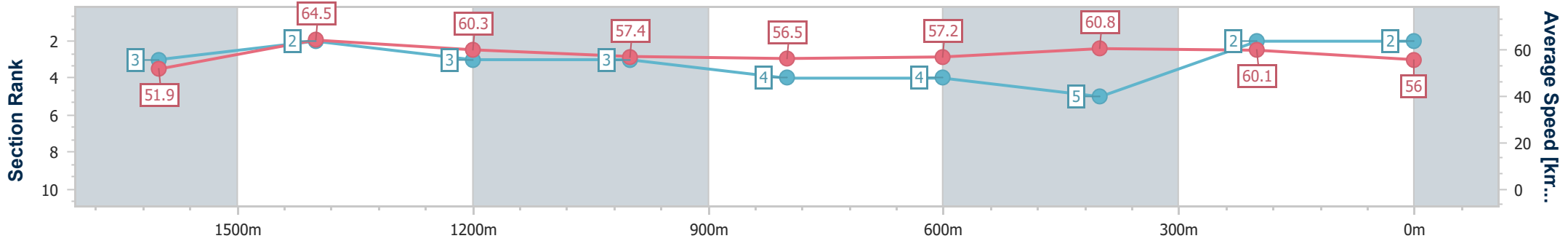
Race 1: MARTIN COLLINS AUSTRALIA Maiden Plate - 1800m



29 December 2024 - 12:25

Track Rating: Good 4, Weather: Overcast, Rail Position: +2m Entire

Section	Overall	1600m	1400m	1200m	1000m	800m	600m	400m	200m				
Section Times	1:51.77 [2] (0:13.84)	1:37.93 [3] (0:11.10)	1:26.83 [2] (0:11.94)	1:14.89 [3] (0:12.53)	1:02.36 [3] (0:12.82)	0:49.54 [4] (0:12.70)	0:36.84 [4] (0:12.01)	0:24.83 [5] (0:11.97)	0:12.86 [2] (0:12.86)				
Average Speed [km/h]	51.9	64.5	60.3	57.4	56.5	57.2	60.8	60.1	56.0				
Top Speed [km/h]	64.3	65.3	64.2	58.3	57.1	58.9	62.4	61.8	58.1				
Avg. Dist. to Rail [m]	2.1	1.0	0.4	0.6	0.7	1.6	2.7	4.7	5.9				
Avg. Stride Freq. [Hz]	2.3	2.5	2.3	2.2	2.2	2.2	2.4	2.4	2.2				
Avg. Stride Length [m]	6.3	7.3	7.2	7.1	7.1	7.1	7.2	7.1	6.9				



- [] Ranking at each section and finish
- .-.- No data available at this section
- NA No data available



Horse/Jockey Name	Caesar Cake
Final Rank	3
Fastest Section Time (Section)	0:11.42 (1600m)
Top Speed [km/h] (Section)	65.0 (1600m)
Race State	Finished



Sunshine Coast QLD Professional

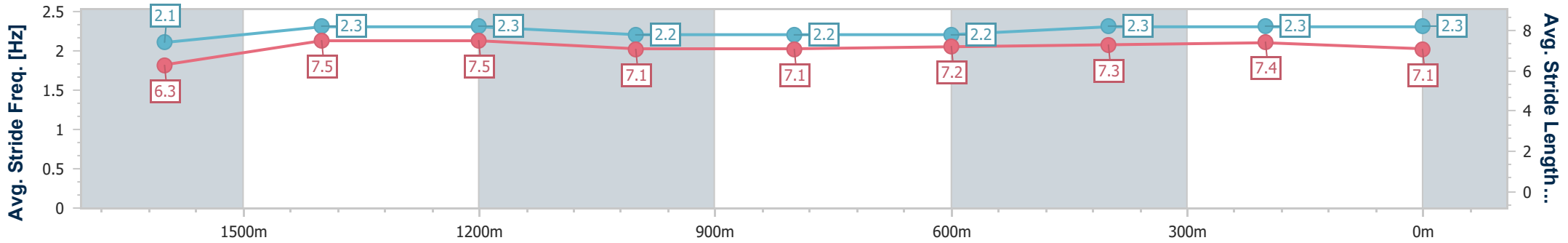
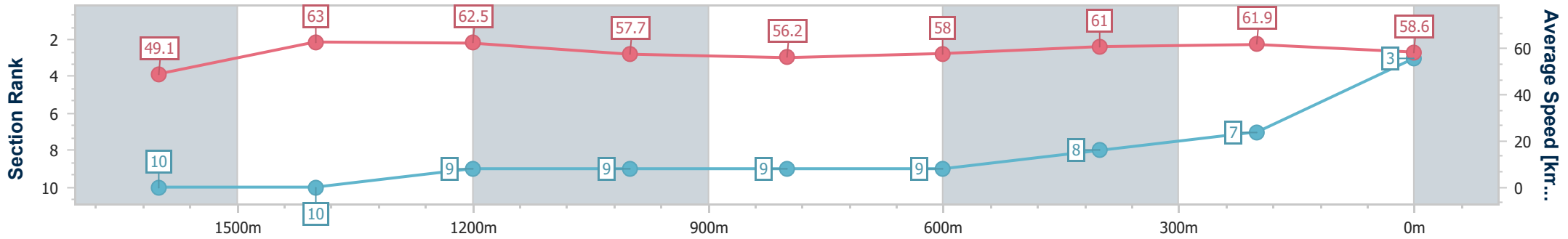
Race 1: MARTIN COLLINS AUSTRALIA Maiden Plate - 1800m



29 December 2024 - 12:25

Track Rating: Good 4, Weather: Overcast, Rail Position: +2m Entire

Section	Overall	1600m	1400m	1200m	1000m	800m	600m	400m	200m
Section Times	1:51.88 [3] (0:14.77)	1:37.11 [10] (0:11.42)	1:25.69 [10] (0:11.51)	1:14.18 [9] (0:12.53)	1:01.65 [9] (0:12.85)	0:48.80 [9] (0:12.72)	0:36.08 [9] (0:12.15)	0:23.93 [8] (0:11.62)	0:12.31 [7] (0:12.31)
Average Speed [km/h]	49.1	63.0	62.5	57.7	56.2	58.0	61.0	61.9	58.6
Top Speed [km/h]	61.2	65.0	64.5	59.7	57.4	61.4	62.5	63.1	60.2
Avg. Dist. to Rail [m]	7.6	0.5	0.4	1.8	1.7	3.5	5.2	6.3	7.7
Avg. Stride Freq. [Hz]	2.1	2.3	2.3	2.2	2.2	2.2	2.3	2.3	2.3
Avg. Stride Length [m]	6.3	7.5	7.5	7.1	7.1	7.2	7.3	7.4	7.1



- [] Ranking at each section and finish
- .-.- No data available at this section
- NA No data available



Horse/Jockey Name	Brief Spirit
Final Rank	4
Fastest Section Time (Section)	0:11.16 (1600m)
Top Speed [km/h] (Section)	64.7 (1600m)
Race State	Finished



Sunshine Coast QLD Professional

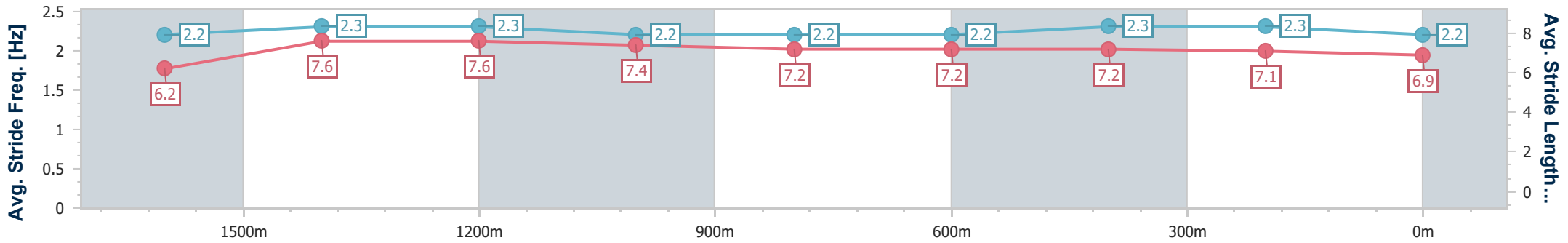
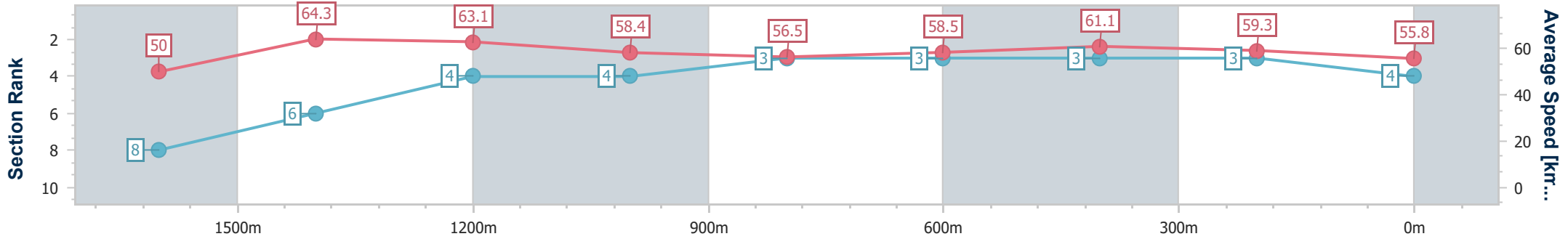
Race 1: MARTIN COLLINS AUSTRALIA Maiden Plate - 1800m



29 December 2024 - 12:25

Track Rating: Good 4, Weather: Overcast, Rail Position: +2m Entire

Section	Overall	1600m	1400m	1200m	1000m	800m	600m	400m	200m			
Section Times	1:51.93 [4] (0:14.46)	1:37.47 [8] (0:11.16)	1:26.31 [6] (0:11.43)	1:14.88 [4] (0:12.36)	1:02.52 [4] (0:12.80)	0:49.72 [3] (0:12.62)	0:37.10 [3] (0:12.07)	0:25.03 [3] (0:12.12)	0:12.91 [3] (0:12.91)			
Average Speed [km/h]	50.0	64.3	63.1	58.4	56.5	58.5	61.1	59.3	55.8			
Top Speed [km/h]	61.8	64.7	64.7	58.9	57.3	60.7	61.7	61.4	57.4			
Avg. Dist. to Rail [m]	5.0	0.4	0.5	1.7	2.0	3.8	4.2	5.2	8.2			
Avg. Stride Freq. [Hz]	2.2	2.3	2.3	2.2	2.2	2.2	2.3	2.3	2.2			
Avg. Stride Length [m]	6.2	7.6	7.6	7.4	7.2	7.2	7.2	7.1	6.9			



- [] Ranking at each section and finish
- .-.- No data available at this section
- NA No data available



Horse/Jockey Name	Bit Of Grunt
Final Rank	5
Fastest Section Time (Section)	0:11.03 (1600m)
Top Speed [km/h] (Section)	67.5 (1600m)
Race State	Finished



Sunshine Coast QLD Professional

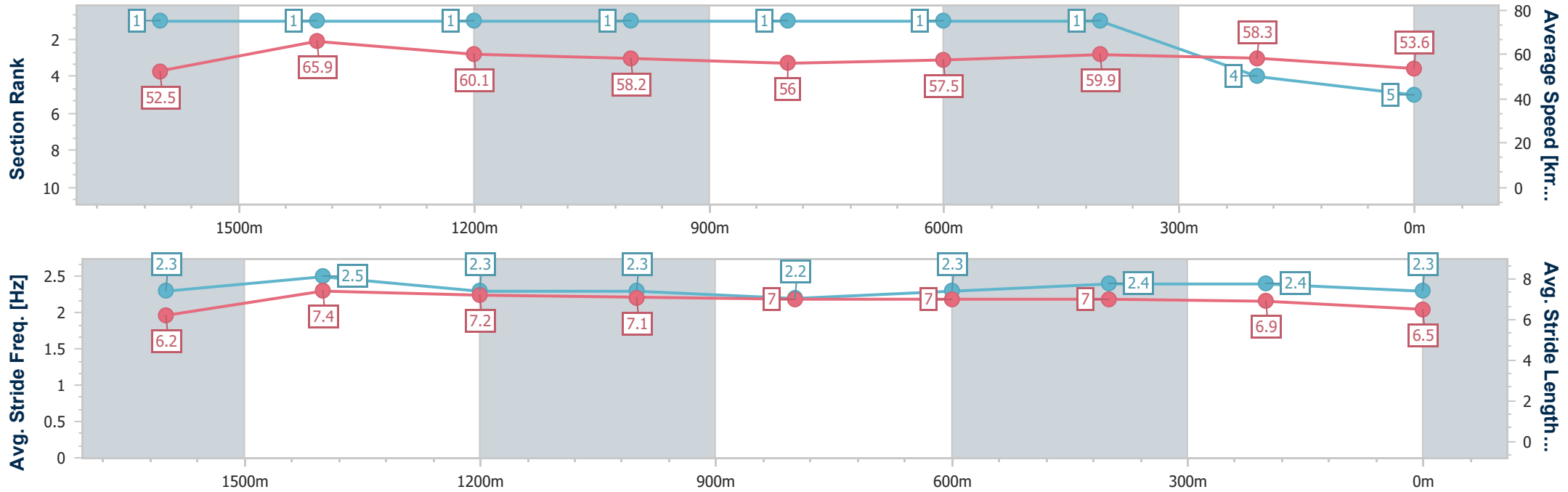
Race 1: MARTIN COLLINS AUSTRALIA Maiden Plate - 1800m



29 December 2024 - 12:25

Track Rating: Good 4, Weather: Overcast, Rail Position: +2m Entire

Section	Overall	1600m	1400m	1200m	1000m	800m	600m	400m	200m
Section Times	1:52.59 [5] (0:13.74)	1:38.85 [1] (0:11.03)	1:27.82 [1] (0:11.96)	1:15.86 [1] (0:12.40)	1:03.46 [1] (0:12.84)	0:50.62 [1] (0:12.67)	0:37.95 [1] (0:12.18)	0:25.77 [1] (0:12.32)	0:13.45 [4] (0:13.45)
Average Speed [km/h]	52.5	65.9	60.1	58.2	56.0	57.5	59.9	58.3	53.6
Top Speed [km/h]	66.2	67.5	65.1	59.5	57.1	60.1	61.5	61.1	56.6
Avg. Dist. to Rail [m]	6.8	2.1	0.3	0.5	0.5	1.5	2.3	3.0	2.9
Avg. Stride Freq. [Hz]	2.3	2.5	2.3	2.3	2.2	2.3	2.4	2.4	2.3
Avg. Stride Length [m]	6.2	7.4	7.2	7.1	7.0	7.0	7.0	6.9	6.5



- [] Ranking at each section and finish
- .-.- No data available at this section
- NA No data available



Horse/Jockey Name	Zonto Wilberforce
Final Rank	6
Fastest Section Time (Section)	0:11.17 (1600m)
Top Speed [km/h] (Section)	65.1 (1600m)
Race State	Finished



Sunshine Coast QLD Professional

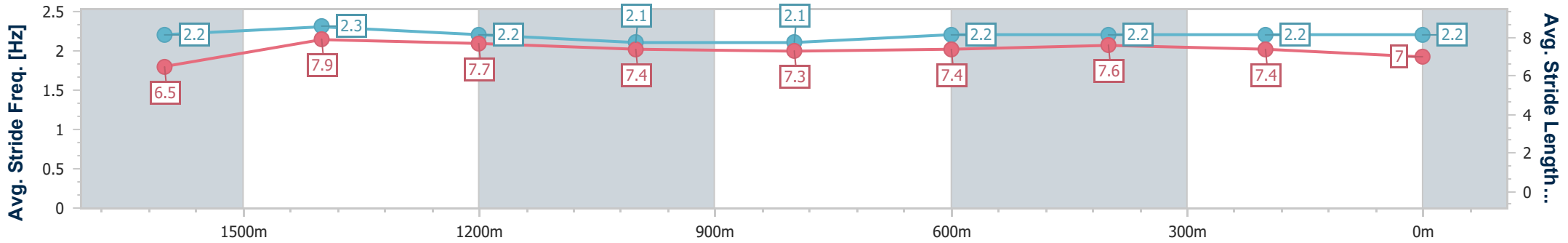
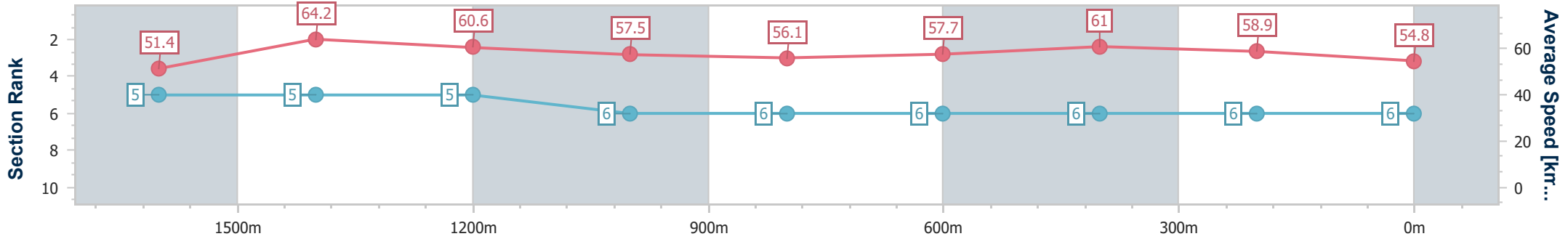
Race 1: MARTIN COLLINS AUSTRALIA Maiden Plate - 1800m



29 December 2024 - 12:25

Track Rating: Good 4, Weather: Overcast, Rail Position: +2m Entire

Section	Overall	1600m	1400m	1200m	1000m	800m	600m	400m	200m			
Section Times	1:52.65 [6] (0:14.08)	1:38.57 [5] (0:11.17)	1:27.40 [5] (0:11.84)	1:15.56 [5] (0:12.54)	1:03.02 [6] (0:12.83)	0:50.19 [6] (0:12.71)	0:37.48 [6] (0:12.10)	0:25.38 [6] (0:12.25)	0:13.13 [6] (0:13.13)			
Average Speed [km/h]	51.4	64.2	60.6	57.5	56.1	57.7	61.0	58.9	54.8			
Top Speed [km/h]	63.3	65.1	63.7	58.3	57.0	58.7	62.1	61.0	56.9			
Avg. Dist. to Rail [m]	2.7	0.6	0.8	0.3	0.5	2.7	4.5	5.9	7.1			
Avg. Stride Freq. [Hz]	2.2	2.3	2.2	2.1	2.1	2.2	2.2	2.2	2.2			
Avg. Stride Length [m]	6.5	7.9	7.7	7.4	7.3	7.4	7.6	7.4	7.0			



- [] Ranking at each section and finish
- .-.- No data available at this section
- NA No data available



Horse/Jockey Name	Aboveforty
Final Rank	7
Fastest Section Time (Section)	0:11.19 (1600m)
Top Speed [km/h] (Section)	65.1 (1600m)
Race State	Finished



Sunshine Coast QLD Professional

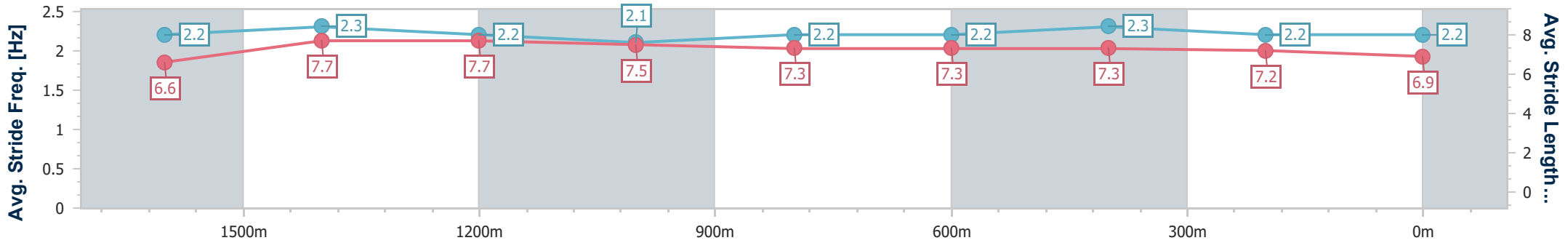
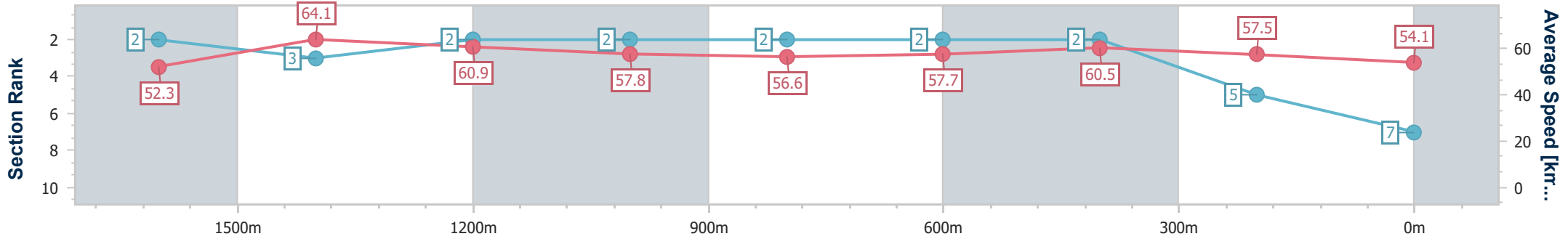
Race 1: MARTIN COLLINS AUSTRALIA Maiden Plate - 1800m



29 December 2024 - 12:25

Track Rating: Good 4, Weather: Overcast, Rail Position: +2m Entire

Section	Overall	1600m	1400m	1200m	1000m	800m	600m	400m	200m			
Section Times	1:52.70 [7] (0:13.80)	1:38.90 [2] (0:11.19)	1:27.71 [3] (0:11.83)	1:15.88 [2] (0:12.52)	1:03.36 [2] (0:12.77)	0:50.59 [2] (0:12.64)	0:37.95 [2] (0:12.12)	0:25.83 [2] (0:12.52)	0:13.31 [5]			
Average Speed [km/h]	52.3	64.1	60.9	57.8	56.6	57.7	60.5	57.5	54.1			
Top Speed [km/h]	63.9	65.1	64.0	58.4	57.2	59.5	61.2	60.1	56.0			
Avg. Dist. to Rail [m]	3.4	0.4	0.6	1.5	1.9	2.4	2.8	3.6	4.0			
Avg. Stride Freq. [Hz]	2.2	2.3	2.2	2.1	2.2	2.2	2.3	2.2	2.2			
Avg. Stride Length [m]	6.6	7.7	7.7	7.5	7.3	7.3	7.3	7.2	6.9			



- [] Ranking at each section and finish
- .-.- No data available at this section
- NA No data available



Horse/Jockey Name	Deja Zou
Final Rank	8
Fastest Section Time (Section)	0:11.44 (1600m)
Top Speed [km/h] (Section)	64.5 (1600m)
Race State	Finished



Sunshine Coast QLD Professional

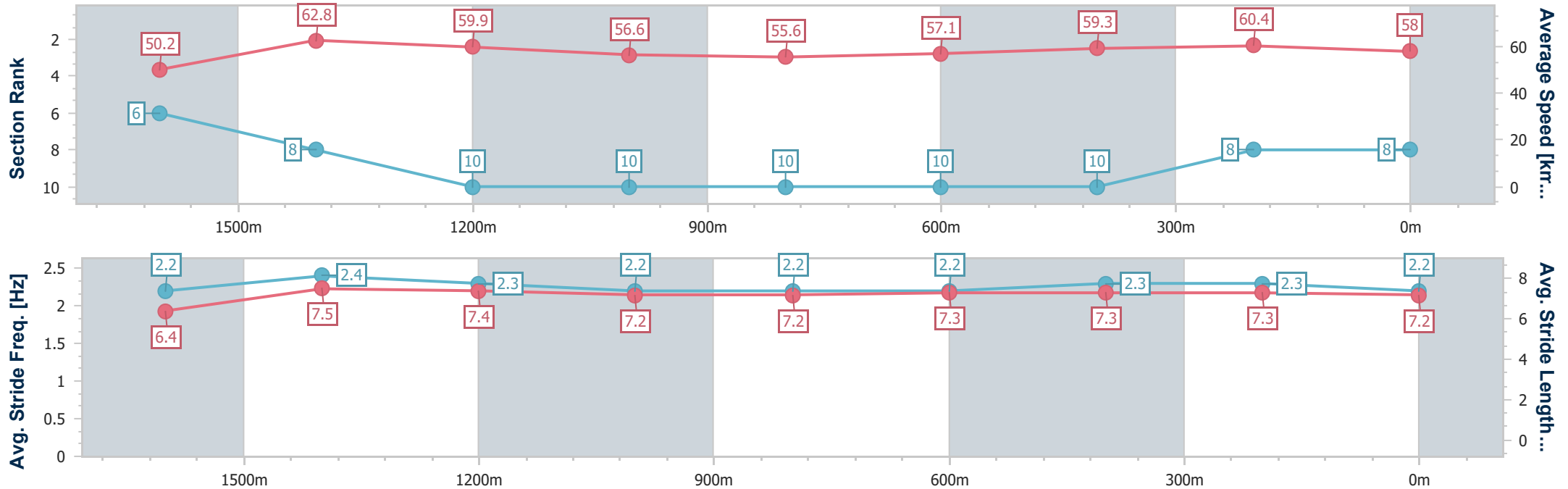
Race 1: MARTIN COLLINS AUSTRALIA Maiden Plate - 1800m



29 December 2024 - 12:25

Track Rating: Good 4, Weather: Overcast, Rail Position: +2m Entire

Section	Overall	1600m	1400m	1200m	1000m	800m	600m	400m	200m				
Section Times	1:52.79 [8] (0:14.31)	1:38.48 [6] (0:11.44)	1:27.04 [8] (0:11.99)	1:15.05 [10] (0:12.73)	1:02.32 [10] (0:12.95)	0:49.37 [10] (0:12.72)	0:36.65 [10] (0:12.35)	0:24.30 [10] (0:11.91)	0:12.39 [8] (0:12.39)				
Average Speed [km/h]	50.2	62.8	59.9	56.6	55.6	57.1	59.3	60.4	58.0				
Top Speed [km/h]	63.8	64.5	63.2	58.3	56.9	59.5	61.4	61.8	59.4				
Avg. Dist. to Rail [m]	2.4	0.9	0.6	0.3	0.6	1.6	2.4	3.7	4.7				
Avg. Stride Freq. [Hz]	2.2	2.4	2.3	2.2	2.2	2.2	2.3	2.3	2.2				
Avg. Stride Length [m]	6.4	7.5	7.4	7.2	7.2	7.3	7.3	7.3	7.2				



- [] Ranking at each section and finish
- .-.- No data available at this section
- NA No data available



Horse/Jockey Name	Sassy Tap
Final Rank	9
Fastest Section Time (Section)	0:11.25 (1600m)
Top Speed [km/h] (Section)	64.3 (1600m)
Race State	Finished



Sunshine Coast QLD Professional

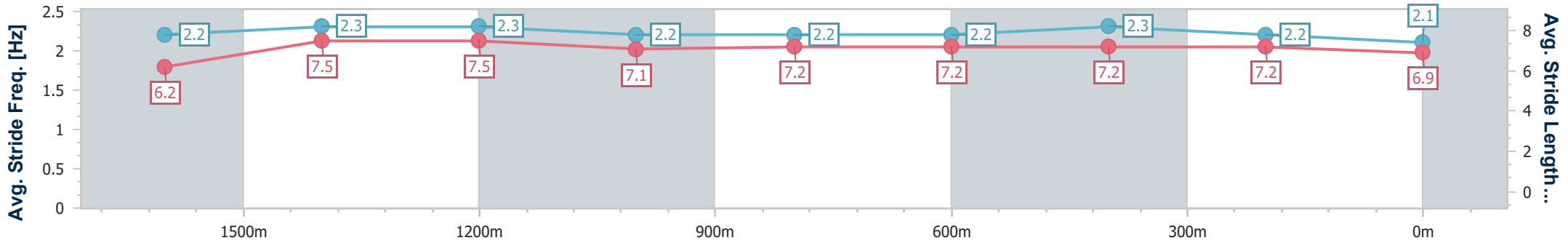
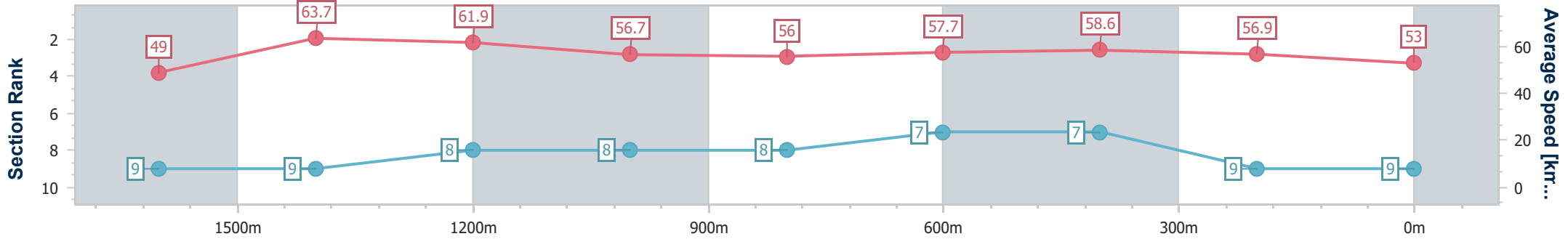
Race 1: MARTIN COLLINS AUSTRALIA Maiden Plate - 1800m



29 December 2024 - 12:25

Track Rating: Good 4, Weather: Overcast, Rail Position: +2m Entire

Section	Overall	1600m	1400m	1200m	1000m	800m	600m	400m	200m
Section Times	1:54.09 [9] (0:14.69)	1:39.40 [9] (0:11.25)	1:28.15 [9] (0:11.54)	1:16.61 [8] (0:12.68)	1:03.93 [8] (0:12.84)	0:51.09 [8] (0:12.51)	0:38.58 [7] (0:12.36)	0:26.22 [7] (0:12.65)	0:13.57 [9] (0:13.57)
Average Speed [km/h]	49.0	63.7	61.9	56.7	56.0	57.7	58.6	56.9	53.0
Top Speed [km/h]	63.3	64.3	63.8	58.2	56.7	59.5	59.5	59.2	54.8
Avg. Dist. to Rail [m]	6.2	1.9	2.4	1.4	0.4	0.2	1.0	2.4	5.6
Avg. Stride Freq. [Hz]	2.2	2.3	2.3	2.2	2.2	2.2	2.3	2.2	2.1
Avg. Stride Length [m]	6.2	7.5	7.5	7.1	7.2	7.2	7.2	7.2	6.9



- [] Ranking at each section and finish
- .-.-.- No data available at this section
- NA No data available



Horse/Jockey Name	Pride Of Passion
Final Rank	10
Fastest Section Time (Section)	0:11.27 (1600m)
Top Speed [km/h] (Section)	65.1 (Overall)
Race State	Finished



Sunshine Coast QLD Professional

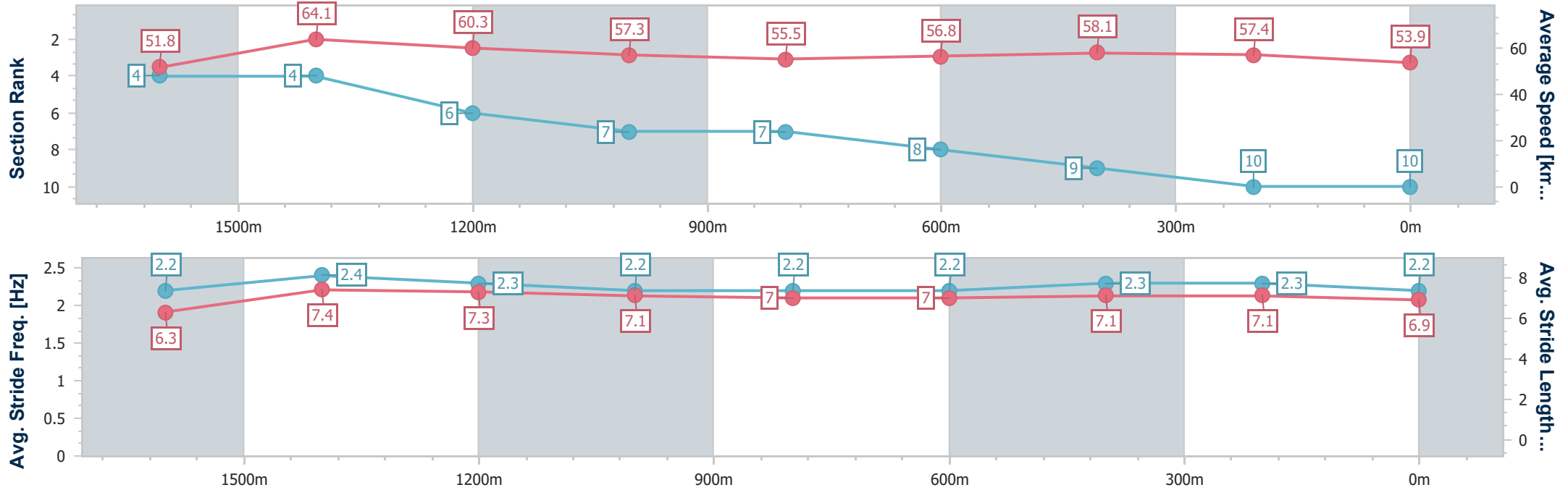
Race 1: MARTIN COLLINS AUSTRALIA Maiden Plate - 1800m



29 December 2024 - 12:25

Track Rating: Good 4, Weather: Overcast, Rail Position: +2m Entire

Section	Overall	1600m	1400m	1200m	1000m	800m	600m	400m	200m			
Section Times	1:54.10 [10] (0:13.89)	1:40.21 [4] (0:11.27)	1:28.94 [4] (0:11.97)	1:16.97 [6] (0:12.57)	1:04.40 [7] (0:13.03)	0:51.37 [7] (0:12.89)	0:38.48 [8] (0:12.60)	0:25.88 [9] (0:12.52)	0:13.36 [10] (0:13.36)			
Average Speed [km/h]	51.8	64.1	60.3	57.3	55.5	56.8	58.1	57.4	53.9			
Top Speed [km/h]	65.1	65.0	62.8	58.1	56.5	58.8	59.1	58.9	56.0			
Avg. Dist. to Rail [m]	3.5	0.6	0.9	1.7	1.5	2.6	2.8	3.7	7.3			
Avg. Stride Freq. [Hz]	2.2	2.4	2.3	2.2	2.2	2.2	2.3	2.3	2.2			
Avg. Stride Length [m]	6.3	7.4	7.3	7.1	7.0	7.0	7.1	7.1	6.9			



- [] Ranking at each section and finish
- .-.- No data available at this section
- NA No data available



Sunshine Coast QLD Professional
Race 2: PROMO GEAR QTIS Three-Year-Old Colts and Geldings Maiden
Plate - 1200m
29 December 2024 - 13:05



Track Rating: Good 4, Weather: Overcast, Rail Position: +2m Entire

Section		Overall	1000m	800m	600m	400m	200m	Last 600m					
Field Times		1:11.86 (0:13.30)	0:58.56 (0:11.00)	0:47.56 (0:11.75)	0:35.81 (0:11.79)	0:24.02 (0:11.93)	0:12.09 (0:12.09)	0:35.81					
Rank	TAB Horse/Jockey	Barrier	Top Speed [km/h]	Fastest Section						Margin	Distance Travelled [m]		
1	3 DRANITZELLE Angela Jones	9	67.1 1000m	0:11.15 400m	1:11.86 [1] (0:14.04)	0:57.82 [7] (0:11.22)	0:46.60 [7] (0:11.67)	0:34.93 [7] (0:11.69)	0:23.24 [7] (0:11.15)	0:12.09 [1] (0:12.09)	1:11.86	0:34.93	
2	8 ROCKY REWARD Justin Stanley	6	67.8 Overall	0:11.23 1000m	1:12.21 [2] (0:14.20)	0:58.01 [9] (0:11.23)	0:46.78 [8] (0:11.58)	0:35.20 [8] (0:11.72)	0:23.48 [8] (0:11.23)	0:12.25 [4] (0:12.25)	2L	0:35.20	-2
3	7 PUFF 'N' HARRY Martin Harley	3	67.6 Overall	0:11.12 1000m	1:12.43 [3] (0:13.51)	0:58.92 [3] (0:11.12)	0:47.80 [4] (0:11.77)	0:36.03 [4] (0:11.71)	0:24.32 [3] (0:11.67)	0:12.65 [2] (0:12.65)	3.3L	0:36.03	-2
4	1 AVERRED Adam Sewell	2	66.6 Overall	0:11.33 1000m	1:12.92 [4] (0:14.17)	0:58.75 [8] (0:11.33)	0:47.42 [9] (0:11.90)	0:35.52 [10] (0:11.74)	0:23.78 [10] (0:11.71)	0:12.07 [10] (0:12.07)	6.1L	0:35.52	-2
5	6 JED EYE NIGHT Adin Thompson	10	66.9 1000m	0:11.37 1000m	1:12.93 [5] (0:14.38)	0:58.55 [10] (0:11.37)	0:47.18 [10] (0:11.48)	0:35.70 [9] (0:11.51)	0:24.19 [9] (0:11.52)	0:12.67 [7] (0:12.67)	6.2L	0:35.70	-2
6	2 BEE TWO Ron Stewart	7	68.3 Overall	0:10.99 1000m	1:13.04 [6] (0:13.31)	0:59.73 [2] (0:10.99)	0:48.74 [1] (0:11.75)	0:36.99 [1] (0:11.79)	0:25.20 [1] (0:12.04)	0:13.16 [3] (0:13.16)	6.7L	0:36.99	-3
7	5 FULL STRENGTH Dale Smith	1	69.8 Overall	0:11.05 1000m	1:13.08 [7] (0:13.53)	0:59.55 [4] (0:11.05)	0:48.50 [3] (0:11.76)	0:36.74 [3] (0:11.81)	0:24.93 [4] (0:11.98)	0:12.95 [5] (0:12.95)	6.9L	0:36.74	-5
8	4 DUKEDOM Kyle Wilson-Taylor	5	67.7 1000m	0:11.34 1000m	1:13.19 [8] (0:13.62)	0:59.57 [5] (0:11.34)	0:48.23 [6] (0:11.61)	0:36.62 [5] (0:11.93)	0:24.69 [6] (0:11.84)	0:12.85 [9] (0:12.85)	7.4L	0:36.62	-1
9	10 THE ADJUSTA Michael Murphy	4	66.9 1000m	0:11.10 1000m	1:13.47 [9] (0:13.81)	0:59.66 [6] (0:11.10)	0:48.56 [5] (0:11.68)	0:36.88 [6] (0:11.79)	0:25.09 [5] (0:11.93)	0:13.16 [8] (0:13.16)	8.9L	0:36.88	-2
10	11 ZOUCCHASE Nikita Beriman	8	67.7 Overall	0:11.07 1000m	1:13.66 [10] (0:13.30)	1:00.36 [1] (0:11.07)	0:49.29 [2] (0:11.72)	0:37.57 [2] (0:12.00)	0:25.57 [2] (0:12.13)	0:13.44 [6] (0:13.44)	9.9L	0:37.57	-1

Scratched: Zoular (#12), Sugar Island (#9)

[] Ranking at each section and finish
 -:-:- No data available at this section
 NA No data available

SCN Saddle cloth number
 DNF Did not finish
 DNT Did not track



Horse/Jockey Name	Dranitzelle
Final Rank	1
Fastest Section Time (Section)	0:11.15 (400m)
Top Speed [km/h] (Section)	67.1 (1000m)
Race State	Finished



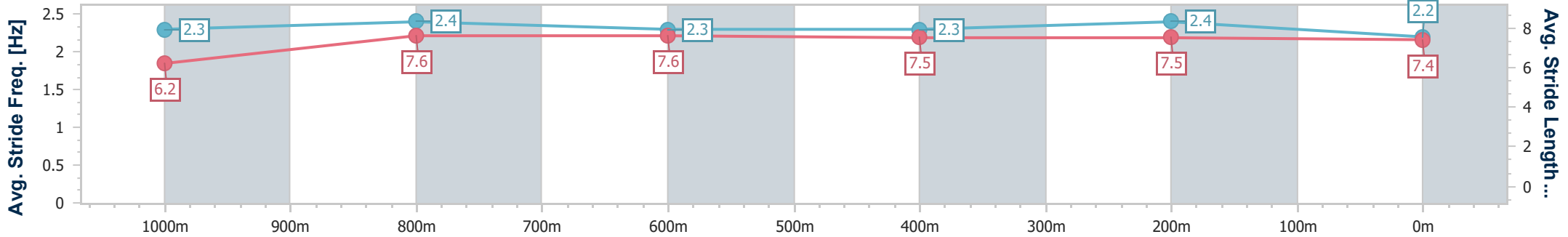
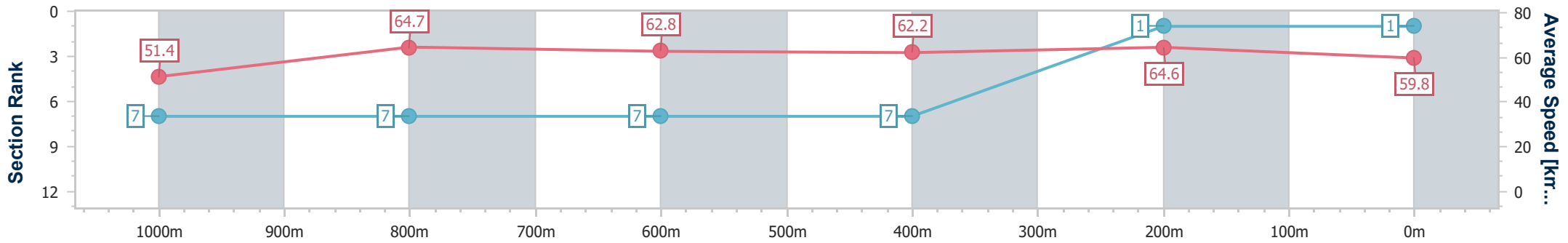
Sunshine Coast QLD Professional
Race 2: PROMO GEAR QTIS Three-Year-Old Colts and Geldings Maiden Plate - 1200m



29 December 2024 - 13:05

Track Rating: Good 4, Weather: Overcast, Rail Position: +2m Entire

Section	Overall	1000m	800m	600m	400m	200m
Section Times	1:11.86 [1] (0:14.04)	0:57.82 [7] (0:11.22)	0:46.60 [7] (0:11.67)	0:34.93 [7] (0:11.69)	0:23.24 [7] (0:11.15)	0:12.09 [1] (0:12.09)
Average Speed [km/h]	51.4	64.7	62.8	62.2	64.6	59.8
Top Speed [km/h]	64.6	67.1	63.6	64.3	65.5	63.0
Avg. Dist. to Rail [m]	8.7	3.9	2.4	2.4	5.9	6.8
Avg. Stride Freq. [Hz]	2.3	2.4	2.3	2.3	2.4	2.2
Avg. Stride Length [m]	6.2	7.6	7.6	7.5	7.5	7.4



- [] Ranking at each section and finish
- .-.- No data available at this section
- NA No data available



Horse/Jockey Name	Rocky Reward
Final Rank	2
Fastest Section Time (Section)	0:11.23 (1000m)
Top Speed [km/h] (Section)	67.8 (Overall)
Race State	Finished



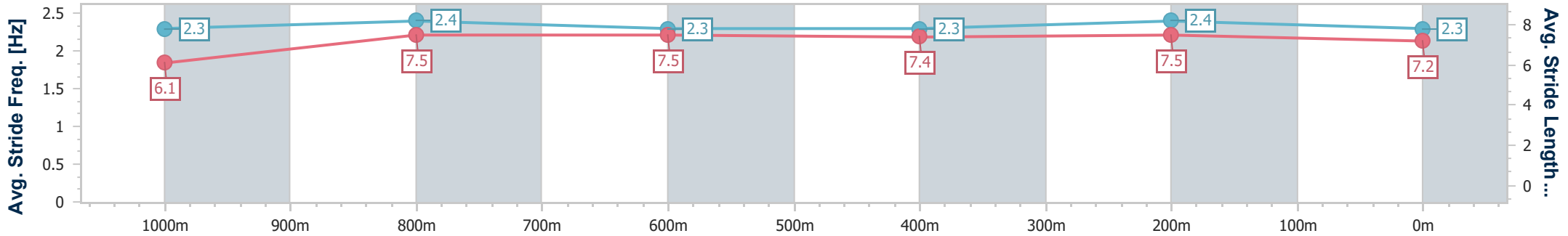
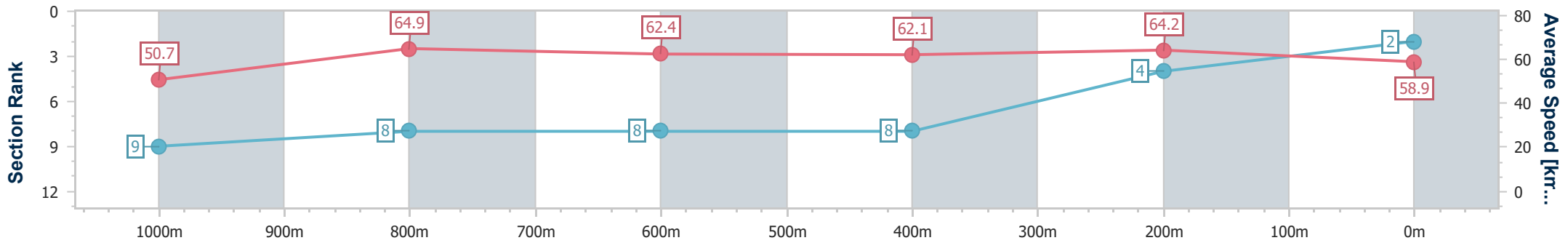
Sunshine Coast QLD Professional
Race 2: PROMO GEAR QTIS Three-Year-Old Colts and Geldings Maiden Plate - 1200m



29 December 2024 - 13:05

Track Rating: Good 4, Weather: Overcast, Rail Position: +2m Entire

Section	Overall	1000m	800m	600m	400m	200m
Section Times	1:12.21 [2] (0:14.20)	0:58.01 [9] (0:11.23)	0:46.78 [8] (0:11.58)	0:35.20 [8] (0:11.72)	0:23.48 [8] (0:11.23)	0:12.25 [4] (0:12.25)
Average Speed [km/h]	50.7	64.9	62.4	62.1	64.2	58.9
Top Speed [km/h]	67.8	66.3	63.4	63.1	65.7	62.3
Avg. Dist. to Rail [m]	5.8	3.4	1.0	2.4	5.5	6.8
Avg. Stride Freq. [Hz]	2.3	2.4	2.3	2.3	2.4	2.3
Avg. Stride Length [m]	6.1	7.5	7.5	7.4	7.5	7.2



- [] Ranking at each section and finish
- .-.- No data available at this section
- NA No data available



Horse/Jockey Name	Puff 'N' Harry
Final Rank	3
Fastest Section Time (Section)	0:11.12 (1000m)
Top Speed [km/h] (Section)	67.6 (Overall)
Race State	Finished



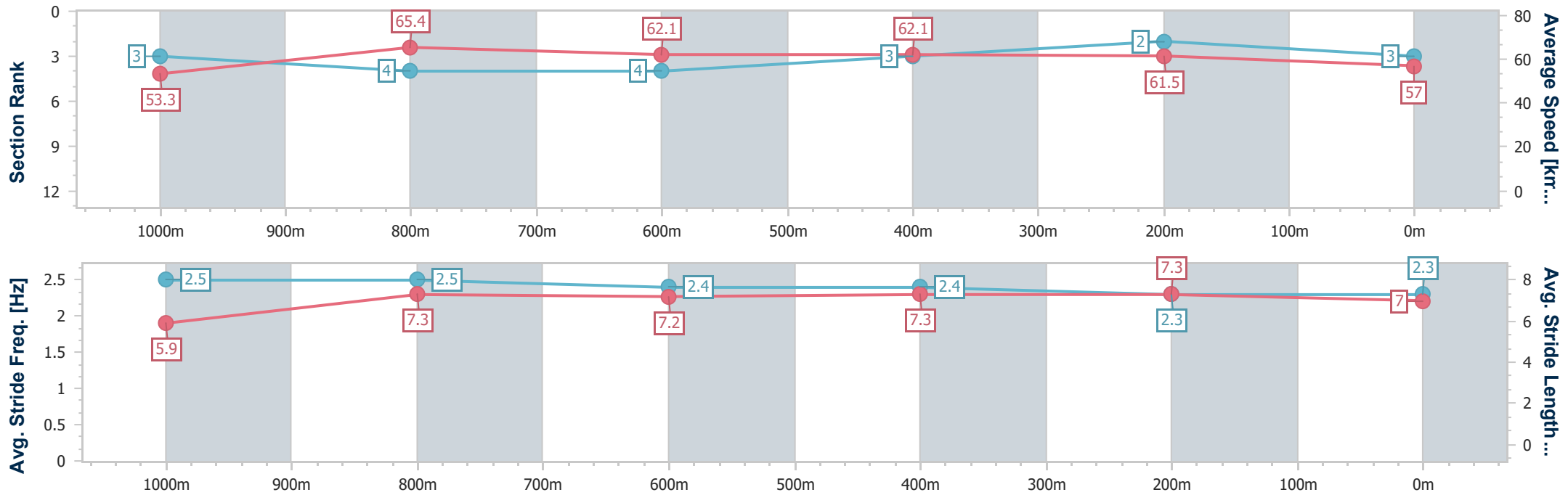
Sunshine Coast QLD Professional
Race 2: PROMO GEAR QTIS Three-Year-Old Colts and Geldings Maiden Plate - 1200m



29 December 2024 - 13:05

Track Rating: Good 4, Weather: Overcast, Rail Position: +2m Entire

Section	Overall	1000m	800m	600m	400m	200m
Section Times	1:12.43 [3] (0:13.51)	0:58.92 [3] (0:11.12)	0:47.80 [4] (0:11.77)	0:36.03 [4] (0:11.71)	0:24.32 [3] (0:11.67)	0:12.65 [2] (0:12.65)
Average Speed [km/h]	53.3	65.4	62.1	62.1	61.5	57.0
Top Speed [km/h]	67.6	67.1	63.9	63.2	64.3	59.7
Avg. Dist. to Rail [m]	4.7	3.5	2.9	1.3	3.3	4.8
Avg. Stride Freq. [Hz]	2.5	2.5	2.4	2.4	2.3	2.3
Avg. Stride Length [m]	5.9	7.3	7.2	7.3	7.3	7.0



- [] Ranking at each section and finish
- .-.- No data available at this section
- NA No data available



Horse/Jockey Name	Averred
Final Rank	4
Fastest Section Time (Section)	0:11.33 (1000m)
Top Speed [km/h] (Section)	66.6 (Overall)
Race State	Finished



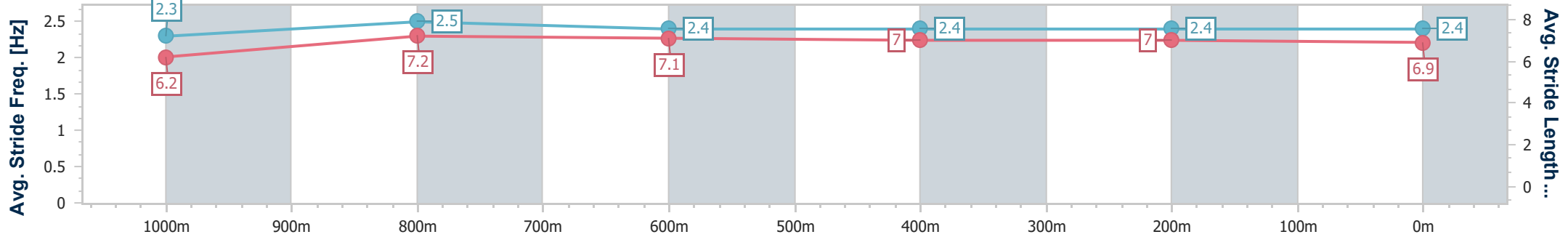
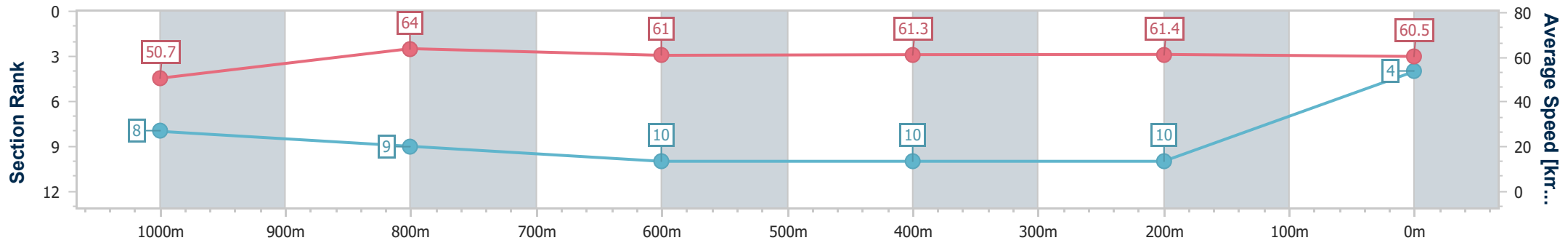
Sunshine Coast QLD Professional
Race 2: PROMO GEAR QTIS Three-Year-Old Colts and Geldings Maiden Plate - 1200m



29 December 2024 - 13:05

Track Rating: Good 4, Weather: Overcast, Rail Position: +2m Entire

Section	Overall	1000m	800m	600m	400m	200m
Section Times	1:12.92 [4] (0:14.17)	0:58.75 [8] (0:11.33)	0:47.42 [9] (0:11.90)	0:35.52 [10] (0:11.74)	0:23.78 [10] (0:11.71)	0:12.07 [10] (0:12.07)
Average Speed [km/h]	50.7	64.0	61.0	61.3	61.4	60.5
Top Speed [km/h]	66.6	65.9	62.9	64.0	63.5	64.8
Avg. Dist. to Rail [m]	3.4	2.2	1.5	0.5	0.2	2.7
Avg. Stride Freq. [Hz]	2.3	2.5	2.4	2.4	2.4	2.4
Avg. Stride Length [m]	6.2	7.2	7.1	7.0	7.0	6.9



- [] Ranking at each section and finish
- .-.- No data available at this section
- NA No data available



Horse/Jockey Name	Jed Eye Night
Final Rank	5
Fastest Section Time (Section)	0:11.37 (1000m)
Top Speed [km/h] (Section)	66.9 (1000m)
Race State	Finished



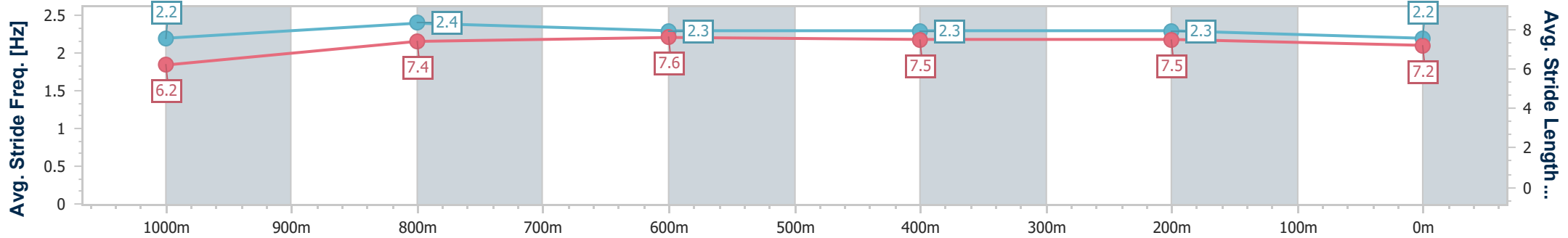
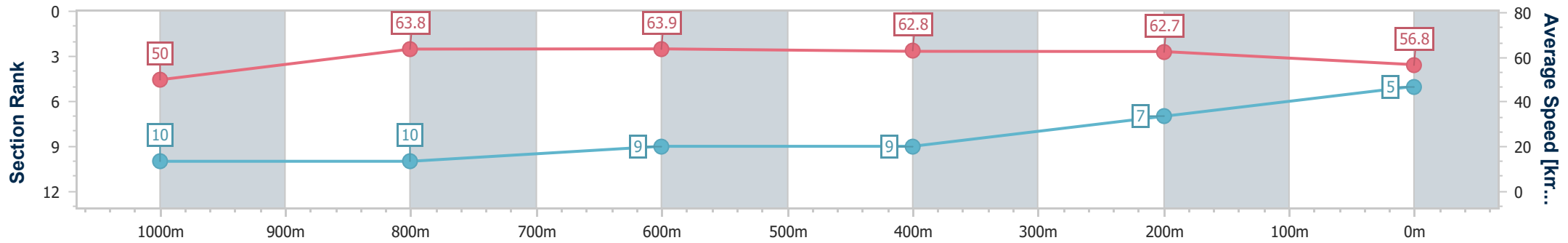
Sunshine Coast QLD Professional
Race 2: PROMO GEAR QTIS Three-Year-Old Colts and Geldings Maiden Plate - 1200m



29 December 2024 - 13:05

Track Rating: Good 4, Weather: Overcast, Rail Position: +2m Entire

Section	Overall	1000m	800m	600m	400m	200m
Section Times	1:12.93 [5] (0:14.38)	0:58.55 [10] (0:11.37)	0:47.18 [10] (0:11.48)	0:35.70 [9] (0:11.51)	0:24.19 [9] (0:11.52)	0:12.67 [7] (0:12.67)
Average Speed [km/h]	50.0	63.8	63.9	62.8	62.7	56.8
Top Speed [km/h]	62.0	66.9	64.9	63.8	64.4	59.8
Avg. Dist. to Rail [m]	8.8	2.9	2.5	1.3	3.0	5.4
Avg. Stride Freq. [Hz]	2.2	2.4	2.3	2.3	2.3	2.2
Avg. Stride Length [m]	6.2	7.4	7.6	7.5	7.5	7.2



- [] Ranking at each section and finish
- .-.- No data available at this section
- NA No data available



Horse/Jockey Name	Bee Two
Final Rank	6
Fastest Section Time (Section)	0:10.99 (1000m)
Top Speed [km/h] (Section)	68.3 (Overall)
Race State	Finished



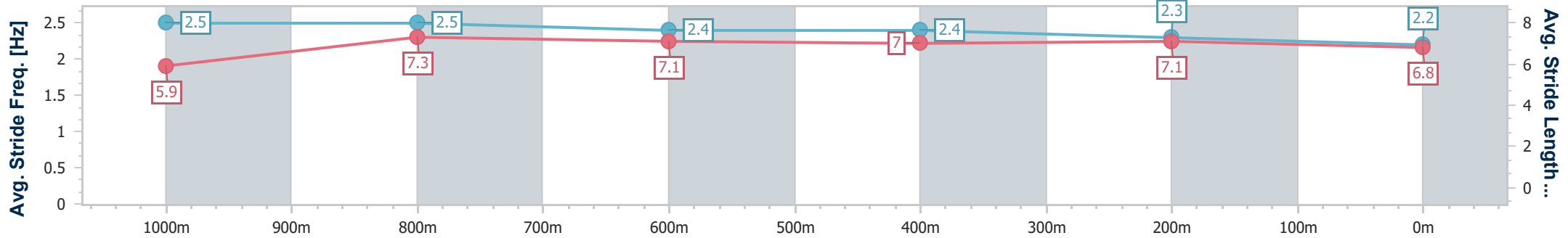
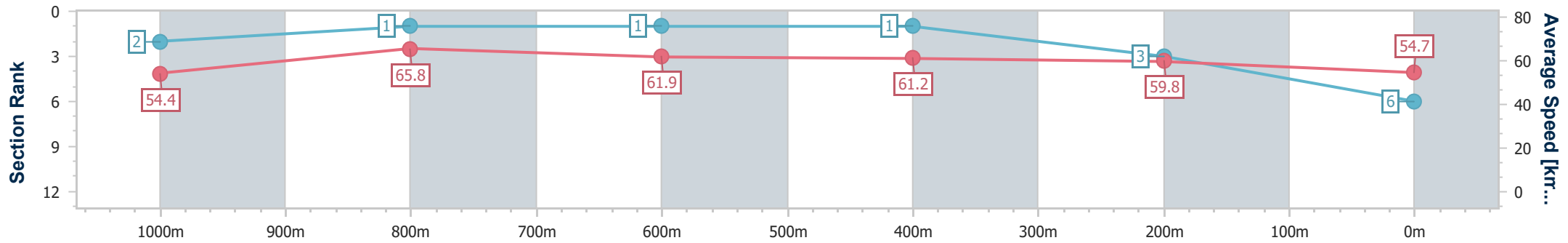
Sunshine Coast QLD Professional
Race 2: PROMO GEAR QTIS Three-Year-Old Colts and Geldings Maiden Plate - 1200m



29 December 2024 - 13:05

Track Rating: Good 4, Weather: Overcast, Rail Position: +2m Entire

Section	Overall	1000m	800m	600m	400m	200m
Section Times	1:13.04 [6] (0:13.31)	0:59.73 [2] (0:10.99)	0:48.74 [1] (0:11.75)	0:36.99 [1] (0:11.79)	0:25.20 [1] (0:12.04)	0:13.16 [3] (0:13.16)
Average Speed [km/h]	54.4	65.8	61.9	61.2	59.8	54.7
Top Speed [km/h]	68.3	67.3	63.2	62.0	61.3	57.4
Avg. Dist. to Rail [m]	7.4	2.2	1.9	0.7	1.1	3.2
Avg. Stride Freq. [Hz]	2.5	2.5	2.4	2.4	2.3	2.2
Avg. Stride Length [m]	5.9	7.3	7.1	7.0	7.1	6.8



- [] Ranking at each section and finish
- .-.- No data available at this section
- NA No data available



Horse/Jockey Name	Full Strength
Final Rank	7
Fastest Section Time (Section)	0:11.05 (1000m)
Top Speed [km/h] (Section)	69.8 (Overall)
Race State	Finished



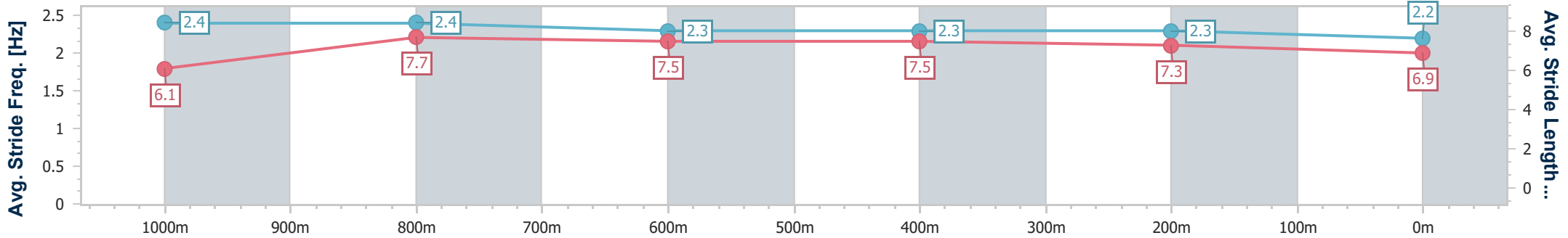
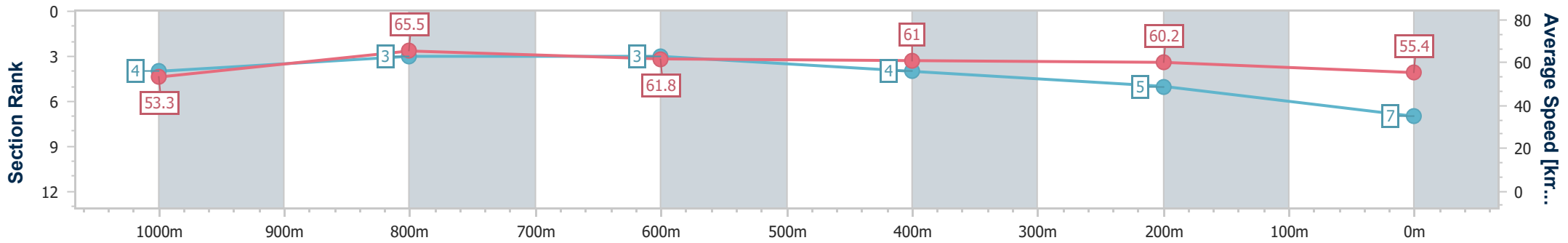
Sunshine Coast QLD Professional
Race 2: PROMO GEAR QTIS Three-Year-Old Colts and Geldings Maiden Plate - 1200m



29 December 2024 - 13:05

Track Rating: Good 4, Weather: Overcast, Rail Position: +2m Entire

Section	Overall	1000m	800m	600m	400m	200m
Section Times	1:13.08 [7] (0:13.53)	0:59.55 [4] (0:11.05)	0:48.50 [3] (0:11.76)	0:36.74 [3] (0:11.81)	0:24.93 [4] (0:11.98)	0:12.95 [5] (0:12.95)
Average Speed [km/h]	53.3	65.5	61.8	61.0	60.2	55.4
Top Speed [km/h]	69.8	67.5	63.0	61.4	61.0	58.4
Avg. Dist. to Rail [m]	3.4	2.4	1.6	0.6	1.3	2.5
Avg. Stride Freq. [Hz]	2.4	2.4	2.3	2.3	2.3	2.2
Avg. Stride Length [m]	6.1	7.7	7.5	7.5	7.3	6.9



- [] Ranking at each section and finish
- .-.- No data available at this section
- NA No data available



Horse/Jockey Name	Dukedom
Final Rank	8
Fastest Section Time (Section)	0:11.34 (1000m)
Top Speed [km/h] (Section)	67.7 (1000m)
Race State	Finished



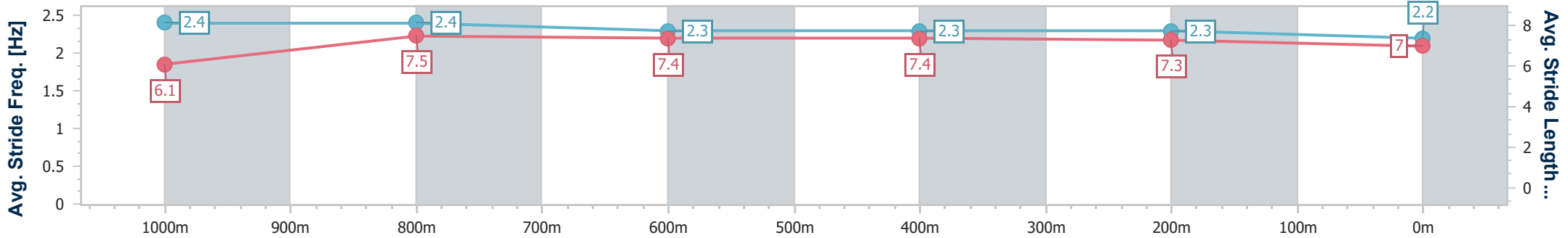
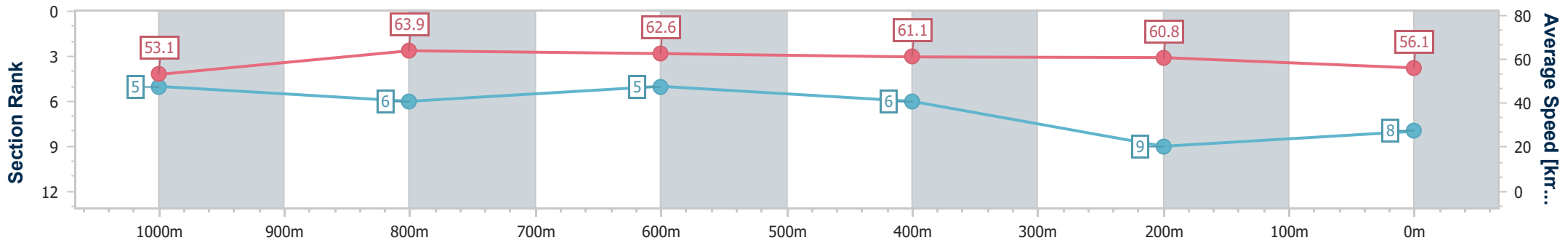
Sunshine Coast QLD Professional
Race 2: PROMO GEAR QTIS Three-Year-Old Colts and Geldings Maiden Plate - 1200m



29 December 2024 - 13:05

Track Rating: Good 4, Weather: Overcast, Rail Position: +2m Entire

Section	Overall	1000m	800m	600m	400m	200m
Section Times	1:13.19 [8] (0:13.62)	0:59.57 [5] (0:11.34)	0:48.23 [6] (0:11.61)	0:36.62 [5] (0:11.93)	0:24.69 [6] (0:11.84)	0:12.85 [9] (0:12.85)
Average Speed [km/h]	53.1	63.9	62.6	61.1	60.8	56.1
Top Speed [km/h]	67.3	67.7	64.0	62.5	62.6	59.3
Avg. Dist. to Rail [m]	6.0	2.9	2.0	2.1	4.1	6.4
Avg. Stride Freq. [Hz]	2.4	2.4	2.3	2.3	2.3	2.2
Avg. Stride Length [m]	6.1	7.5	7.4	7.4	7.3	7.0



- [] Ranking at each section and finish
- .-.- No data available at this section
- NA No data available



Horse/Jockey Name	The Adjusta
Final Rank	9
Fastest Section Time (Section)	0:11.10 (1000m)
Top Speed [km/h] (Section)	66.9 (1000m)
Race State	Finished



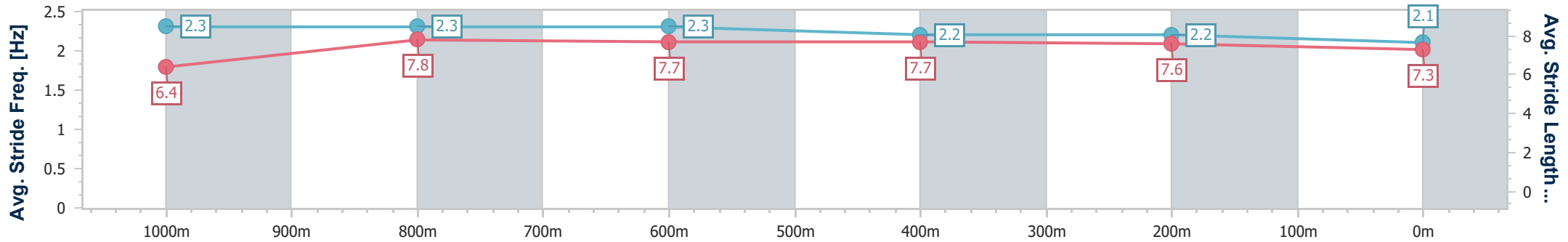
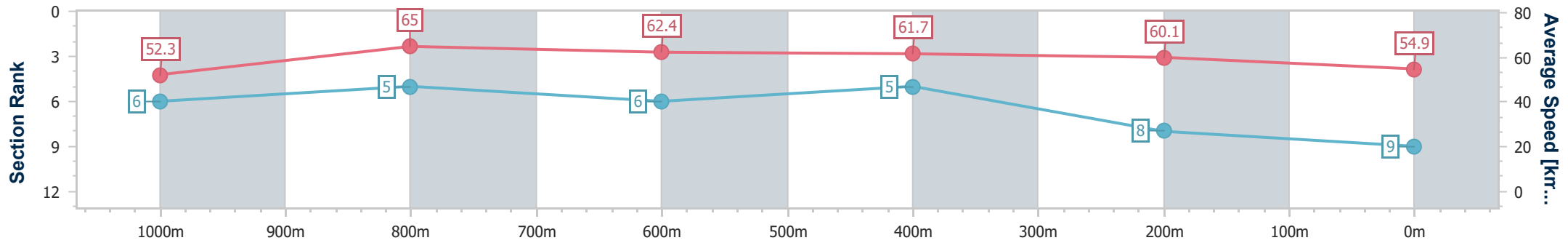
Sunshine Coast QLD Professional
Race 2: PROMO GEAR QTIS Three-Year-Old Colts and Geldings Maiden Plate - 1200m



29 December 2024 - 13:05

Track Rating: Good 4, Weather: Overcast, Rail Position: +2m Entire

Section	Overall	1000m	800m	600m	400m	200m
Section Times	1:13.47 [9] (0:13.81)	0:59.66 [6] (0:11.10)	0:48.56 [5] (0:11.68)	0:36.88 [6] (0:11.79)	0:25.09 [5] (0:11.93)	0:13.16 [8] (0:13.16)
Average Speed [km/h]	52.3	65.0	62.4	61.7	60.1	54.9
Top Speed [km/h]	64.6	66.9	63.7	62.4	61.5	57.9
Avg. Dist. to Rail [m]	4.8	2.2	2.1	1.3	3.8	6.0
Avg. Stride Freq. [Hz]	2.3	2.3	2.3	2.2	2.2	2.1
Avg. Stride Length [m]	6.4	7.8	7.7	7.7	7.6	7.3



- [] Ranking at each section and finish
- .-.- No data available at this section
- NA No data available



Horse/Jockey Name	Zouchase
Final Rank	10
Fastest Section Time (Section)	0:11.07 (1000m)
Top Speed [km/h] (Section)	67.7 (Overall)
Race State	Finished



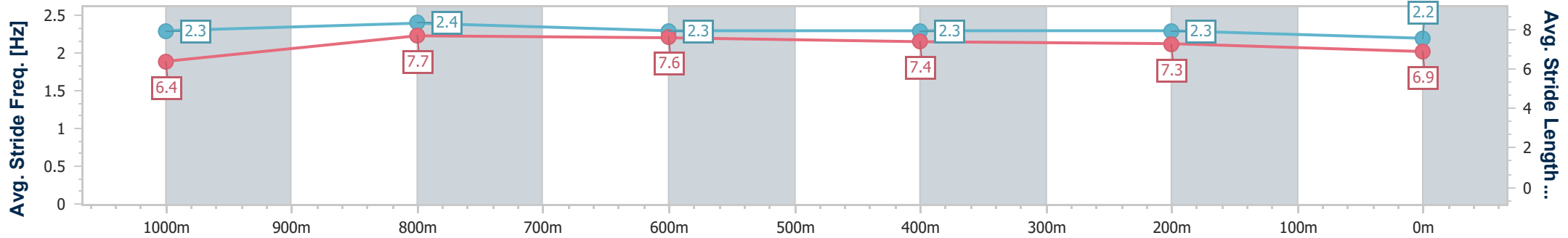
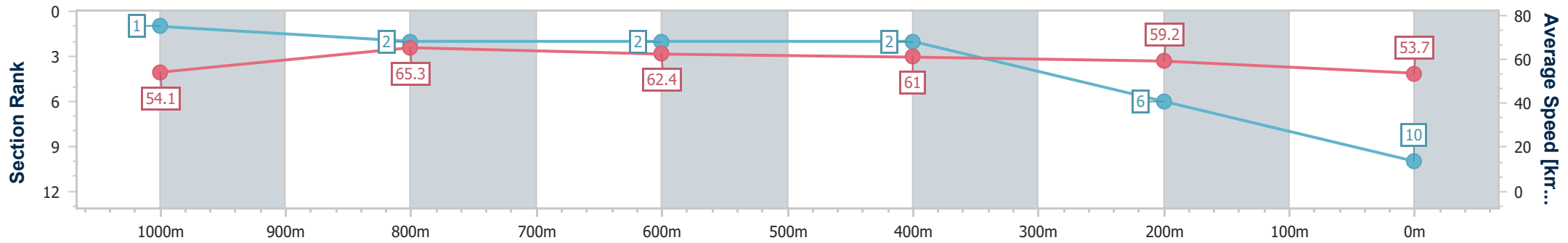
Sunshine Coast QLD Professional
Race 2: PROMO GEAR QTIS Three-Year-Old Colts and Geldings Maiden Plate - 1200m



29 December 2024 - 13:05

Track Rating: Good 4, Weather: Overcast, Rail Position: +2m Entire

Section	Overall	1000m	800m	600m	400m	200m
Section Times	1:13.66 [10] (0:13.30)	1:00.36 [1] (0:11.07)	0:49.29 [2] (0:11.72)	0:37.57 [2] (0:12.00)	0:25.57 [2] (0:12.13)	0:13.44 [6] (0:13.44)
Average Speed [km/h]	54.1	65.3	62.4	61.0	59.2	53.7
Top Speed [km/h]	67.7	67.3	63.6	62.3	60.6	56.9
Avg. Dist. to Rail [m]	7.6	2.3	2.7	2.6	2.1	3.4
Avg. Stride Freq. [Hz]	2.3	2.4	2.3	2.3	2.3	2.2
Avg. Stride Length [m]	6.4	7.7	7.6	7.4	7.3	6.9



- [] Ranking at each section and finish
- .-.- No data available at this section
- NA No data available



Sunshine Coast QLD Professional
Race 3: KATE ANDERSON DESIGN QTIS Three-Year-Old Fillies Maiden
Plate - 1200m
29 December 2024 - 13:40



Track Rating: Good 4, Weather: Overcast, Rail Position: +2m Entire

Section													Last 600m	
Field Times		Overall	1000m	800m	600m	400m	200m						0:35.35	
		1:12.78 (0:13.66)	0:59.12 (0:11.97)	0:47.15 (0:11.80)	0:35.35 (0:11.70)	0:23.65 (0:11.51)	0:12.14 (0:12.14)							
Rank	TAB	Horse/Jockey	Barrier	Top Speed [km/h]	Fastest Section								Margin	Distance Travelled [m]
1	11	RED FEATHER BOA Georgina Cartwright	8	65.6 400m	0:11.28 400m	1:12.78 [1] (0:13.67)	0:59.11 [2] (0:12.03)	0:47.08 [3] (0:12.03)	0:35.05 [3] (0:11.92)	0:23.13 [3] (0:11.28)	0:11.85 [2] (0:11.85)	1:12.78	0:35.05	
2	6	DIVINE SOURCE Tahlia Fenlon	11	65.1 Overall	0:11.51 400m	1:12.87 [2] (0:14.05)	0:58.82 [5] (0:11.64)	0:47.18 [2] (0:11.74)	0:35.44 [1] (0:11.70)	0:23.74 [1] (0:11.51)	0:12.23 [1] (0:12.23)	0.4L	0:35.44	-1
3	7	GAGNANTE ENCHERE Michael Rodd	3	65.7 Overall	0:11.40 400m	1:12.90 [3] (0:13.99)	0:58.91 [4] (0:11.96)	0:46.95 [6] (0:11.99)	0:34.96 [4] (0:11.82)	0:23.14 [5] (0:11.40)	0:11.74 [4] (0:11.74)	0.6L	0:34.96	-1
4	5	CHAMPAGNE PROBLEMS Jake Bayliss	7	64.6 400m	0:11.42 400m	1:13.26 [4] (0:13.91)	0:59.35 [3] (0:11.98)	0:47.37 [4] (0:12.07)	0:35.30 [5] (0:11.80)	0:23.50 [4] (0:11.42)	0:12.08 [5] (0:12.08)	2.6L	0:35.30	-1
5	9	PUJITA Kyle Wilson-Taylor	10	64.5 400m	0:11.33 400m	1:13.45 [5] (0:14.62)	0:58.83 [11] (0:11.91)	0:46.92 [10] (0:11.92)	0:35.00 [10] (0:11.56)	0:23.44 [10] (0:11.33)	0:12.11 [7] (0:12.11)	3.6L	0:35.00	-4
6	4	CASTELVETRANO Yvette Lewis	4	63.6 Overall	0:11.65 400m	1:13.49 [6] (0:13.66)	0:59.83 [1] (0:11.97)	0:47.86 [1] (0:11.99)	0:35.87 [2] (0:11.88)	0:23.99 [2] (0:11.65)	0:12.34 [3] (0:12.34)	3.8L	0:35.87	-2
7	10	QUERIDA Robbie Dolan	9	64.5 1000m	0:11.46 400m	1:13.64 [7] (0:14.28)	0:59.36 [7] (0:11.62)	0:47.74 [5] (0:12.10)	0:35.64 [6] (0:11.86)	0:23.78 [6] (0:11.46)	0:12.32 [6] (0:12.32)	4.6L	0:35.64	+4
8	3	BRUTAL SUE Jag Guthmann-Chester	2	63.8 Overall	0:11.60 600m	1:13.74 [8] (0:14.41)	0:59.33 [9] (0:12.01)	0:47.32 [9] (0:11.99)	0:35.33 [9] (0:11.60)	0:23.73 [9] (0:11.61)	0:12.12 [8] (0:12.12)	5L	0:35.33	-3
9	2	BITTEN BY A PRINCE Mark Du Plessis	12	64.8 600m	0:11.45 400m	1:13.83 [9] (0:14.75)	0:59.08 [12] (0:11.94)	0:47.14 [12] (0:12.04)	0:35.10 [11] (0:11.63)	0:23.47 [11] (0:11.45)	0:12.02 [11] (0:12.02)	5.4L	0:35.10	-3
10	12	SEABEE Damien Thornton	6	64.6 600m	0:11.66 400m	1:14.12 [10] (0:14.34)	0:59.78 [8] (0:11.91)	0:47.87 [8] (0:12.04)	0:35.83 [8] (0:11.69)	0:24.14 [8] (0:11.66)	0:12.48 [9] (0:12.48)	6.9L	0:35.83	+3

Scratched: She's Hanna (#13)

[] Ranking at each section and finish
 -:-:- No data available at this section
 NA No data available

SCN Saddle cloth number
 DNF Did not finish
 DNT Did not track



Sunshine Coast QLD Professional
Race 3: KATE ANDERSON DESIGN QTIS Three-Year-Old Fillies Maiden
Plate - 1200m
29 December 2024 - 13:40



Track Rating: Good 4, Weather: Overcast, Rail Position: +2m Entire

Section		Overall	1000m	800m	600m	400m	200m	Last 600m					
Field Times		1:12.78 (0:13.66)	0:59.12 (0:11.97)	0:47.15 (0:11.80)	0:35.35 (0:11.70)	0:23.65 (0:11.51)	0:12.14 (0:12.14)	0:35.35					
Rank	TAB Horse/Jockey	Barrier	Top Speed [km/h]	Fastest Section	Margin							Distance Travelled [m]	
11	8 LLEWELLYN BAY Dale Smith	1	63.2 Overall	0:11.72 600m	1:14.34 [11] (0:14.21)	1:00.13 [6] (0:12.04)	0:48.09 [7] (0:11.96)	0:36.13 [7] (0:11.72)	0:24.41 [7] (0:11.81)	0:12.60 [10] (0:12.60)	8.2L	0:36.13	-5
12	1 A ROYAL SORT Jai Williams	5	63.5 1000m	0:11.90 600m	1:18.15 [12] (0:14.58)	1:03.57 [10] (0:12.05)	0:51.52 [11] (0:12.13)	0:39.39 [12] (0:11.90)	0:27.49 [12] (0:12.20)	0:15.29 [12] (0:15.29)	30.5L	0:39.39	-3

Scratched: She's Hanna (#13)

[] Ranking at each section and finish
 -:-:-:- No data available at this section
 NA No data available

SCN Saddle cloth number
 DNF Did not finish
 DNT Did not track



Horse/Jockey Name	Red Feather Boa
Final Rank	1
Fastest Section Time (Section)	0:11.28 (400m)
Top Speed [km/h] (Section)	65.6 (400m)
Race State	Finished



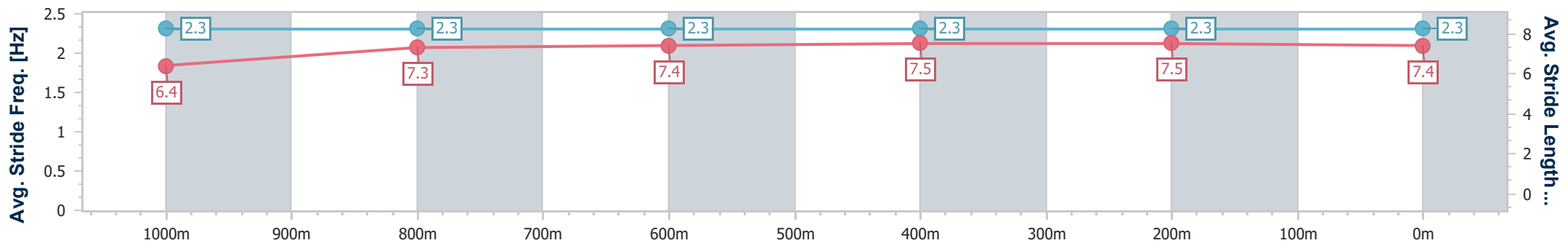
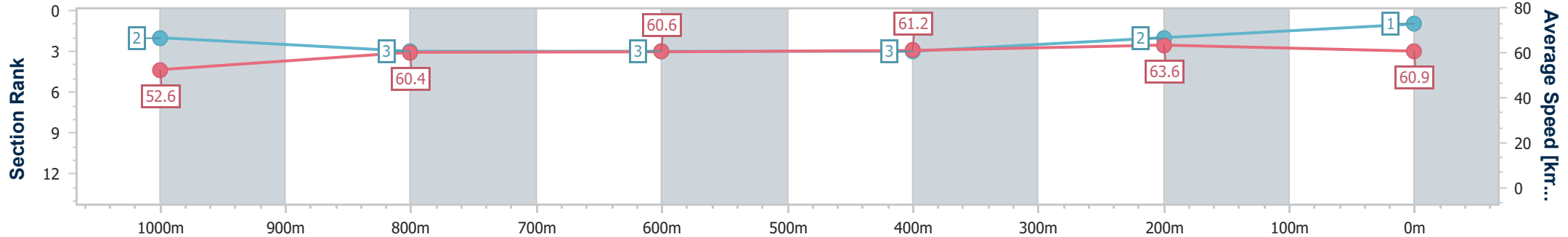
Sunshine Coast QLD Professional
Race 3: KATE ANDERSON DESIGN QTIS Three-Year-Old Fillies
Maiden Plate - 1200m



29 December 2024 - 13:40

Track Rating: Good 4, Weather: Overcast, Rail Position: +2m Entire

Section	Overall	1000m	800m	600m	400m	200m
Section Times	1:12.78 [1] (0:13.67)	0:59.11 [2] (0:12.03)	0:47.08 [3] (0:12.03)	0:35.05 [3] (0:11.92)	0:23.13 [3] (0:11.28)	0:11.85 [2] (0:11.85)
Average Speed [km/h]	52.6	60.4	60.6	61.2	63.6	60.9
Top Speed [km/h]	64.7	62.0	61.7	62.4	65.6	63.6
Avg. Dist. to Rail [m]	8.6	3.3	2.5	1.9	3.6	3.6
Avg. Stride Freq. [Hz]	2.3	2.3	2.3	2.3	2.3	2.3
Avg. Stride Length [m]	6.4	7.3	7.4	7.5	7.5	7.4



- [] Ranking at each section and finish
- .-.- No data available at this section
- NA No data available



Horse/Jockey Name	Divine Source
Final Rank	2
Fastest Section Time (Section)	0:11.51 (400m)
Top Speed [km/h] (Section)	65.1 (Overall)
Race State	Finished



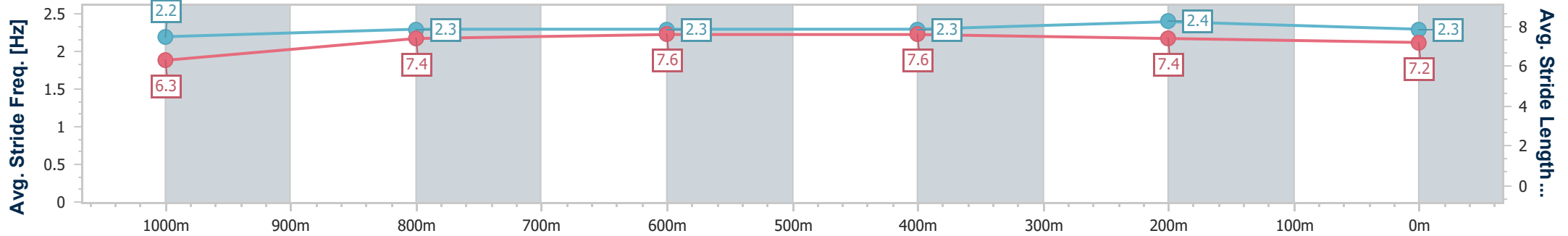
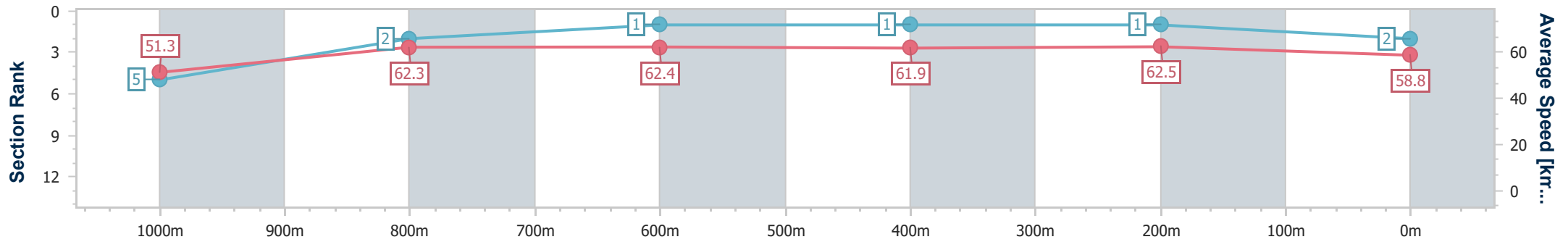
Sunshine Coast QLD Professional
 Race 3: KATE ANDERSON DESIGN QTIS Three-Year-Old Fillies
 Maiden Plate - 1200m



29 December 2024 - 13:40

Track Rating: Good 4, Weather: Overcast, Rail Position: +2m Entire

Section	Overall	1000m	800m	600m	400m	200m
Section Times	1:12.87 [2] (0:14.05)	0:58.82 [5] (0:11.64)	0:47.18 [2] (0:11.74)	0:35.44 [1] (0:11.70)	0:23.74 [1] (0:11.51)	0:12.23 [1] (0:12.23)
Average Speed [km/h]	51.3	62.3	62.4	61.9	62.5	58.8
Top Speed [km/h]	65.1	63.8	63.0	63.2	63.7	61.6
Avg. Dist. to Rail [m]	9.2	4.4	2.5	1.1	1.5	0.9
Avg. Stride Freq. [Hz]	2.2	2.3	2.3	2.3	2.4	2.3
Avg. Stride Length [m]	6.3	7.4	7.6	7.6	7.4	7.2



- [] Ranking at each section and finish
- .-.- No data available at this section
- NA No data available



Horse/Jockey Name	Gagnante Enchere
Final Rank	3
Fastest Section Time (Section)	0:11.40 (400m)
Top Speed [km/h] (Section)	65.7 (Overall)
Race State	Finished



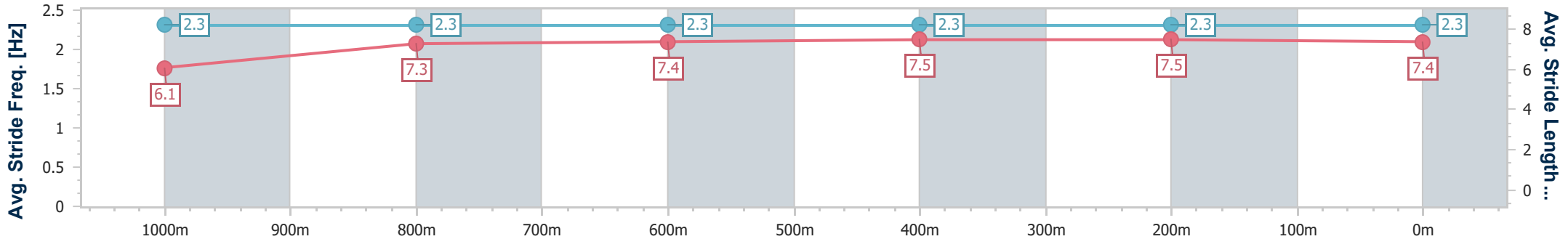
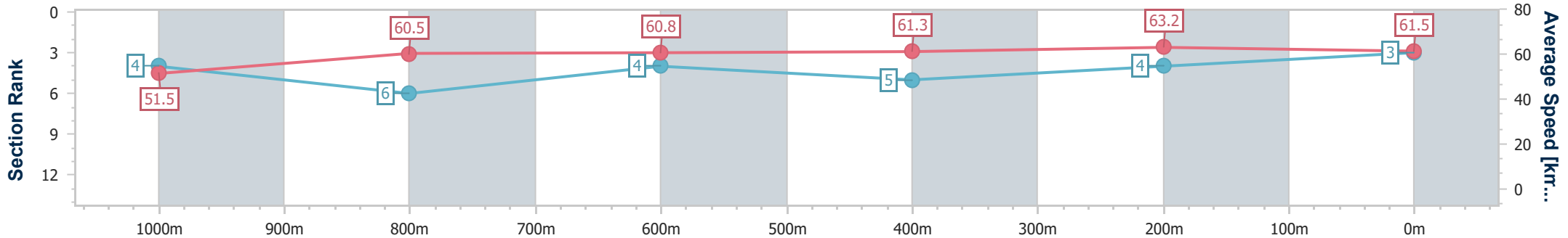
Sunshine Coast QLD Professional
 Race 3: KATE ANDERSON DESIGN QTIS Three-Year-Old Fillies
 Maiden Plate - 1200m



29 December 2024 - 13:40

Track Rating: Good 4, Weather: Overcast, Rail Position: +2m Entire

Section	Overall	1000m	800m	600m	400m	200m
Section Times	1:12.90 [3] (0:13.99)	0:58.91 [4] (0:11.96)	0:46.95 [6] (0:11.99)	0:34.96 [4] (0:11.82)	0:23.14 [5] (0:11.40)	0:11.74 [4] (0:11.74)
Average Speed [km/h]	51.5	60.5	60.8	61.3	63.2	61.5
Top Speed [km/h]	65.7	64.3	62.0	62.4	64.2	63.6
Avg. Dist. to Rail [m]	4.2	2.4	1.8	1.5	3.3	5.3
Avg. Stride Freq. [Hz]	2.3	2.3	2.3	2.3	2.3	2.3
Avg. Stride Length [m]	6.1	7.3	7.4	7.5	7.5	7.4



- [] Ranking at each section and finish
- .-.- No data available at this section
- NA No data available



Horse/Jockey Name	Champagne Problems
Final Rank	4
Fastest Section Time (Section)	0:11.42 (400m)
Top Speed [km/h] (Section)	64.6 (400m)
Race State	Finished



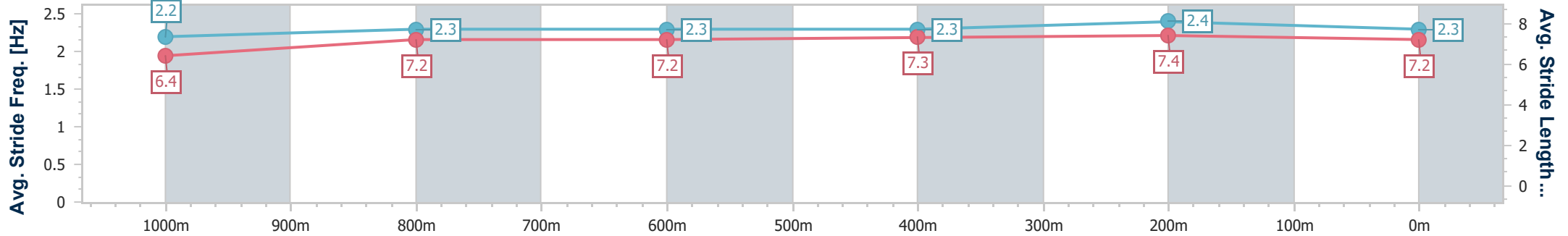
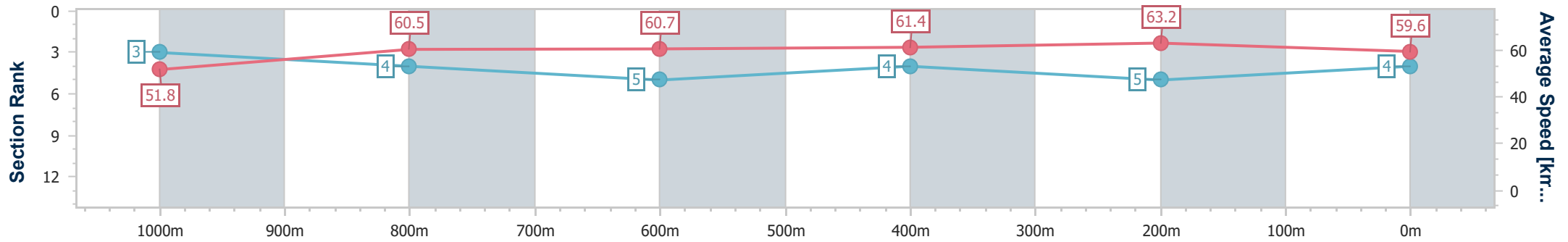
Sunshine Coast QLD Professional
 Race 3: KATE ANDERSON DESIGN QTIS Three-Year-Old Fillies
 Maiden Plate - 1200m



29 December 2024 - 13:40

Track Rating: Good 4, Weather: Overcast, Rail Position: +2m Entire

Section	Overall	1000m	800m	600m	400m	200m
Section Times	1:13.26 [4] (0:13.91)	0:59.35 [3] (0:11.98)	0:47.37 [4] (0:12.07)	0:35.30 [5] (0:11.80)	0:23.50 [4] (0:11.42)	0:12.08 [5] (0:12.08)
Average Speed [km/h]	51.8	60.5	60.7	61.4	63.2	59.6
Top Speed [km/h]	63.2	62.8	62.0	62.9	64.6	61.5
Avg. Dist. to Rail [m]	6.7	3.2	2.4	1.3	3.8	6.1
Avg. Stride Freq. [Hz]	2.2	2.3	2.3	2.3	2.4	2.3
Avg. Stride Length [m]	6.4	7.2	7.2	7.3	7.4	7.2



- [] Ranking at each section and finish
- .-.- No data available at this section
- NA No data available



Horse/Jockey Name	Pujita
Final Rank	5
Fastest Section Time (Section)	0:11.33 (400m)
Top Speed [km/h] (Section)	64.5 (400m)
Race State	Finished



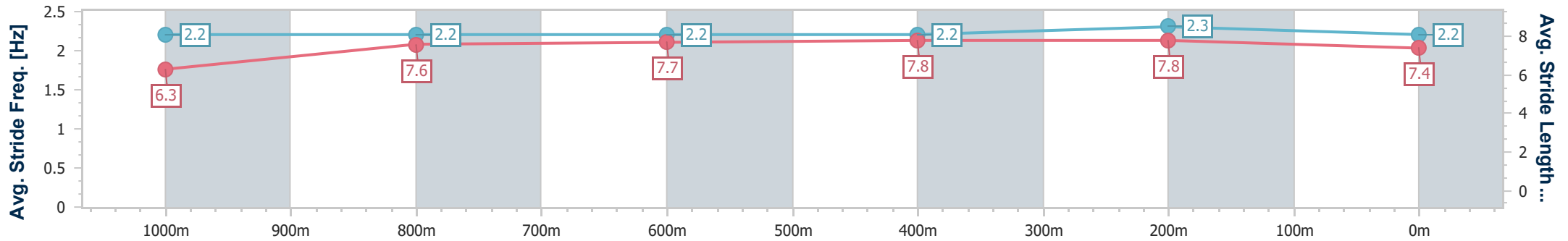
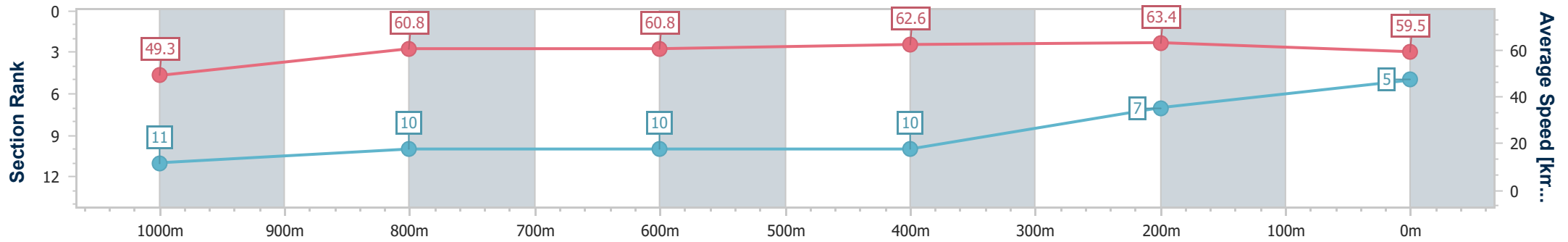
Sunshine Coast QLD Professional
 Race 3: KATE ANDERSON DESIGN QTIS Three-Year-Old Fillies
 Maiden Plate - 1200m



29 December 2024 - 13:40

Track Rating: Good 4, Weather: Overcast, Rail Position: +2m Entire

Section	Overall	1000m	800m	600m	400m	200m
Section Times	1:13.45 [5] (0:14.62)	0:58.83 [11] (0:11.91)	0:46.92 [10] (0:11.92)	0:35.00 [10] (0:11.56)	0:23.44 [10] (0:11.33)	0:12.11 [7] (0:12.11)
Average Speed [km/h]	49.3	60.8	60.8	62.6	63.4	59.5
Top Speed [km/h]	63.7	64.2	61.9	63.7	64.5	63.3
Avg. Dist. to Rail [m]	7.3	2.6	0.9	0.6	2.7	1.6
Avg. Stride Freq. [Hz]	2.2	2.2	2.2	2.2	2.3	2.2
Avg. Stride Length [m]	6.3	7.6	7.7	7.8	7.8	7.4



- [] Ranking at each section and finish
- .-.- No data available at this section
- NA No data available



Horse/Jockey Name	Castelvetrano
Final Rank	6
Fastest Section Time (Section)	0:11.65 (400m)
Top Speed [km/h] (Section)	63.6 (Overall)
Race State	Finished



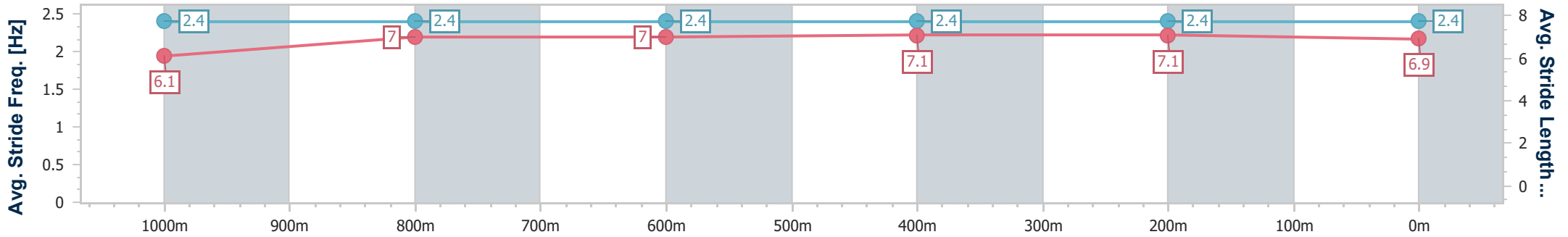
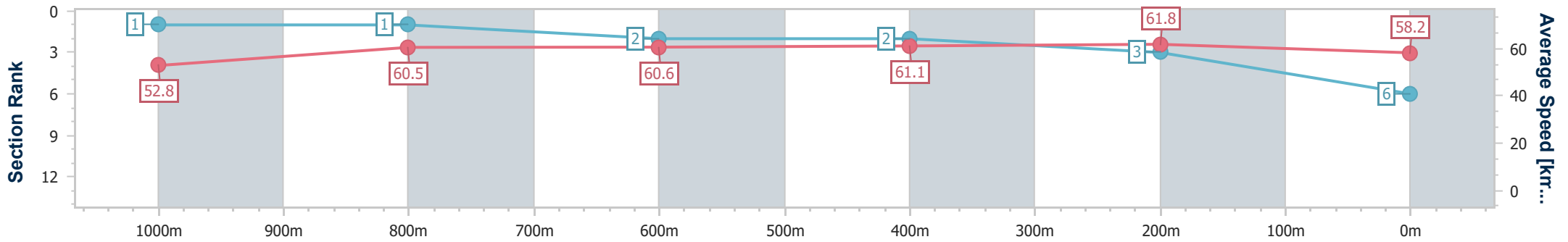
Sunshine Coast QLD Professional
 Race 3: KATE ANDERSON DESIGN QTIS Three-Year-Old Fillies
 Maiden Plate - 1200m



29 December 2024 - 13:40

Track Rating: Good 4, Weather: Overcast, Rail Position: +2m Entire

Section	Overall	1000m	800m	600m	400m	200m
Section Times	1:13.49 [6] (0:13.66)	0:59.83 [1] (0:11.97)	0:47.86 [1] (0:11.99)	0:35.87 [2] (0:11.88)	0:23.99 [2] (0:11.65)	0:12.34 [3] (0:12.34)
Average Speed [km/h]	52.8	60.5	60.6	61.1	61.8	58.2
Top Speed [km/h]	63.6	62.4	61.8	62.3	62.9	61.0
Avg. Dist. to Rail [m]	5.1	2.1	1.9	1.0	2.2	3.8
Avg. Stride Freq. [Hz]	2.4	2.4	2.4	2.4	2.4	2.4
Avg. Stride Length [m]	6.1	7.0	7.0	7.1	7.1	6.9



- [] Ranking at each section and finish
- .-.- No data available at this section
- NA No data available



Horse/Jockey Name	Querida
Final Rank	7
Fastest Section Time (Section)	0:11.46 (400m)
Top Speed [km/h] (Section)	64.5 (1000m)
Race State	Finished



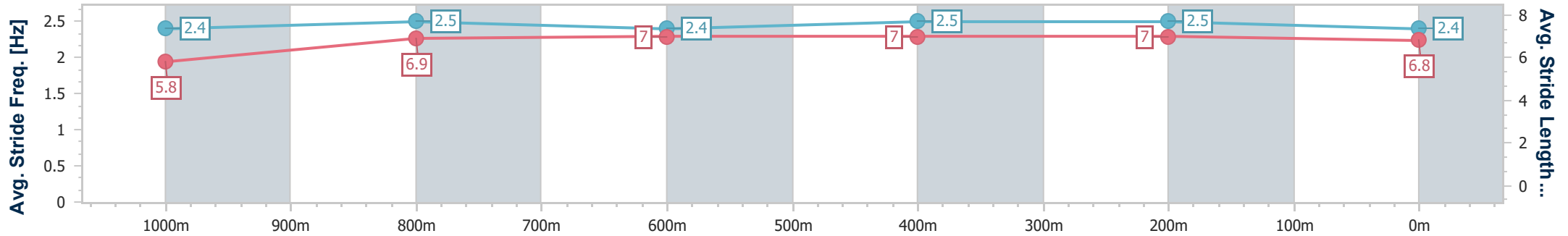
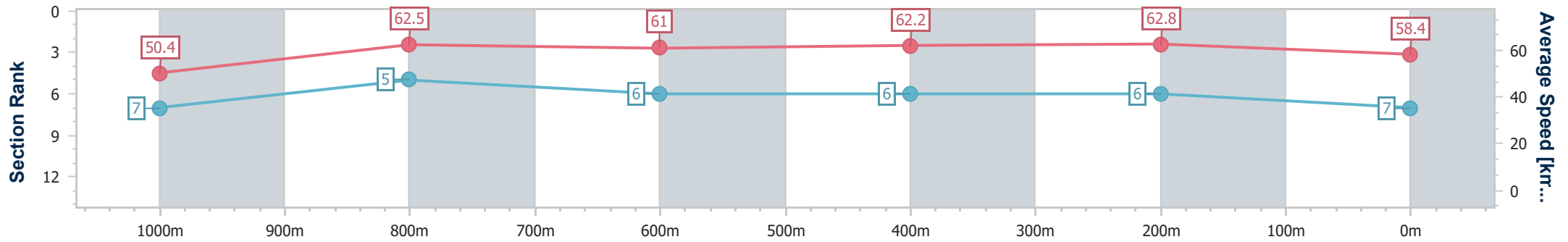
Sunshine Coast QLD Professional
 Race 3: KATE ANDERSON DESIGN QTIS Three-Year-Old Fillies
 Maiden Plate - 1200m



29 December 2024 - 13:40

Track Rating: Good 4, Weather: Overcast, Rail Position: +2m Entire

Section	Overall	1000m	800m	600m	400m	200m
Section Times	1:13.64 [7] (0:14.28)	0:59.36 [7] (0:11.62)	0:47.74 [5] (0:12.10)	0:35.64 [6] (0:11.86)	0:23.78 [6] (0:11.46)	0:12.32 [6] (0:12.32)
Average Speed [km/h]	50.4	62.5	61.0	62.2	62.8	58.4
Top Speed [km/h]	63.5	64.5	62.6	63.9	64.2	61.6
Avg. Dist. to Rail [m]	7.9	4.6	4.2	4.2	4.6	4.5
Avg. Stride Freq. [Hz]	2.4	2.5	2.4	2.5	2.5	2.4
Avg. Stride Length [m]	5.8	6.9	7.0	7.0	7.0	6.8



- [] Ranking at each section and finish
- .-.- No data available at this section
- NA No data available



Horse/Jockey Name	Brutal Sue
Final Rank	8
Fastest Section Time (Section)	0:11.60 (600m)
Top Speed [km/h] (Section)	63.8 (Overall)
Race State	Finished



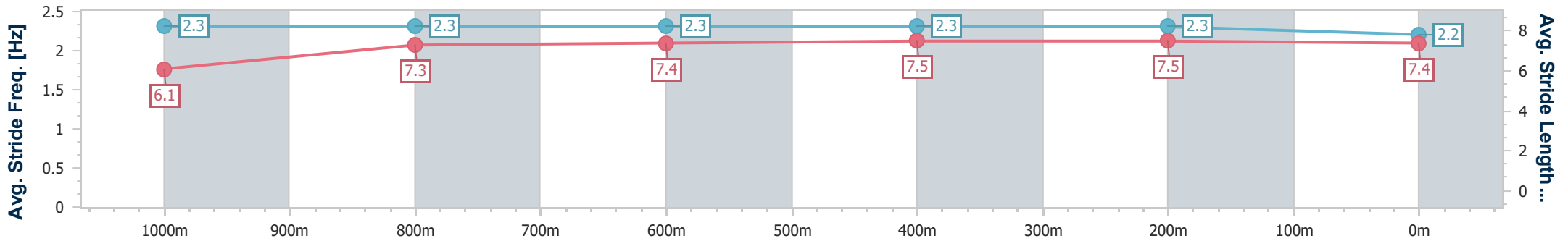
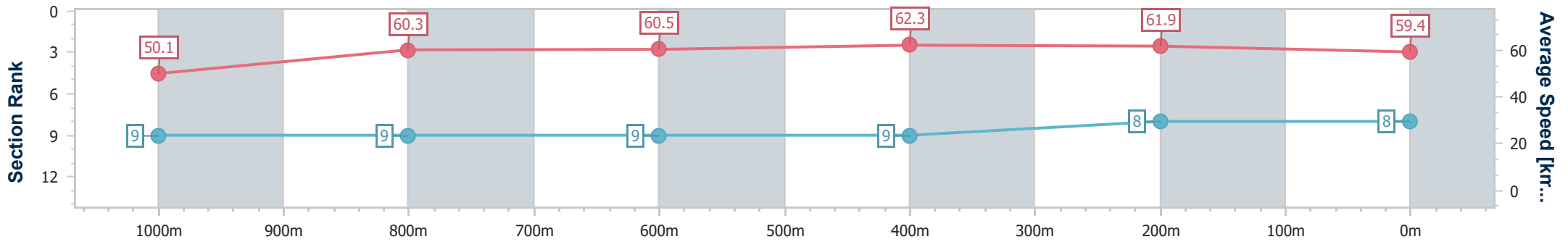
Sunshine Coast QLD Professional
 Race 3: KATE ANDERSON DESIGN QTIS Three-Year-Old Fillies
 Maiden Plate - 1200m



29 December 2024 - 13:40

Track Rating: Good 4, Weather: Overcast, Rail Position: +2m Entire

Section	Overall	1000m	800m	600m	400m	200m
Section Times	1:13.74 [8] (0:14.41)	0:59.33 [9] (0:12.01)	0:47.32 [9] (0:11.99)	0:35.33 [9] (0:11.60)	0:23.73 [9] (0:11.61)	0:12.12 [8] (0:12.12)
Average Speed [km/h]	50.1	60.3	60.5	62.3	61.9	59.4
Top Speed [km/h]	63.8	63.8	61.6	63.4	63.1	62.1
Avg. Dist. to Rail [m]	3.9	2.9	1.0	0.8	3.7	4.1
Avg. Stride Freq. [Hz]	2.3	2.3	2.3	2.3	2.3	2.2
Avg. Stride Length [m]	6.1	7.3	7.4	7.5	7.5	7.4



- [] Ranking at each section and finish
- .-.- No data available at this section
- NA No data available



Horse/Jockey Name	Bitten By A Prince
Final Rank	9
Fastest Section Time (Section)	0:11.45 (400m)
Top Speed [km/h] (Section)	64.8 (600m)
Race State	Finished



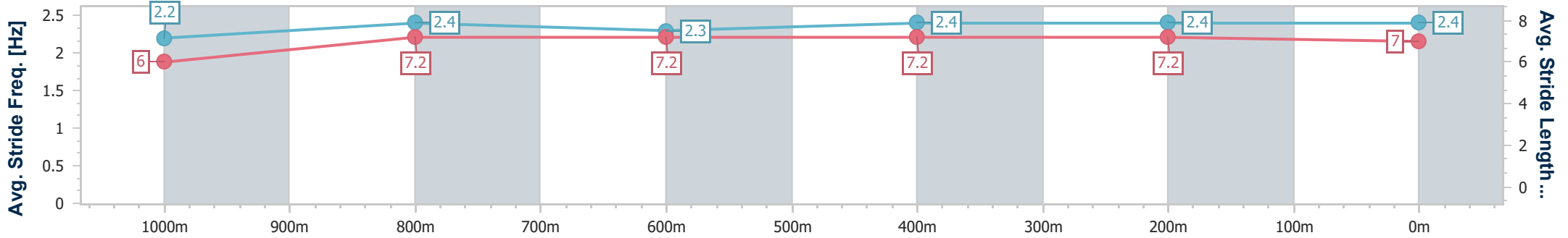
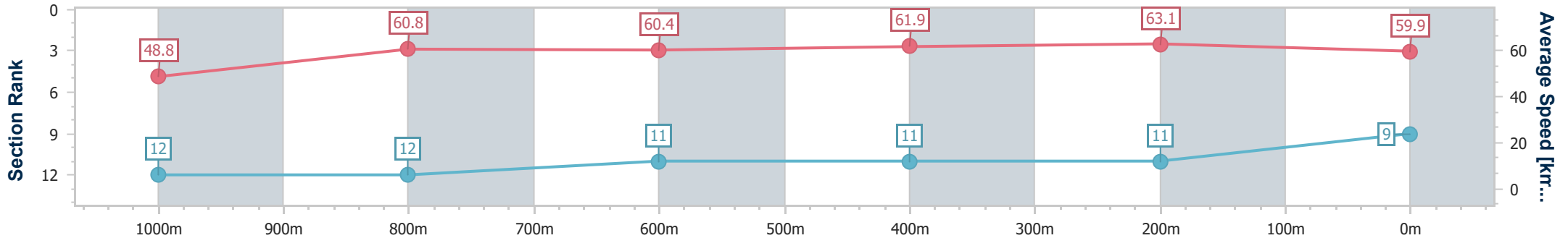
Sunshine Coast QLD Professional
 Race 3: KATE ANDERSON DESIGN QTIS Three-Year-Old Fillies
 Maiden Plate - 1200m



29 December 2024 - 13:40

Track Rating: Good 4, Weather: Overcast, Rail Position: +2m Entire

Section	Overall	1000m	800m	600m	400m	200m
Section Times	1:13.83 [9] (0:14.75)	0:59.08 [12] (0:11.94)	0:47.14 [12] (0:12.04)	0:35.10 [11] (0:11.63)	0:23.47 [11] (0:11.45)	0:12.02 [11] (0:12.02)
Average Speed [km/h]	48.8	60.8	60.4	61.9	63.1	59.9
Top Speed [km/h]	62.4	62.7	63.1	64.8	64.8	62.1
Avg. Dist. to Rail [m]	9.9	2.9	1.4	0.5	1.7	2.2
Avg. Stride Freq. [Hz]	2.2	2.4	2.3	2.4	2.4	2.4
Avg. Stride Length [m]	6.0	7.2	7.2	7.2	7.2	7.0



- [] Ranking at each section and finish
- .-.- No data available at this section
- NA No data available



Horse/Jockey Name	Seabee
Final Rank	10
Fastest Section Time (Section)	0:11.66 (400m)
Top Speed [km/h] (Section)	64.6 (600m)
Race State	Finished



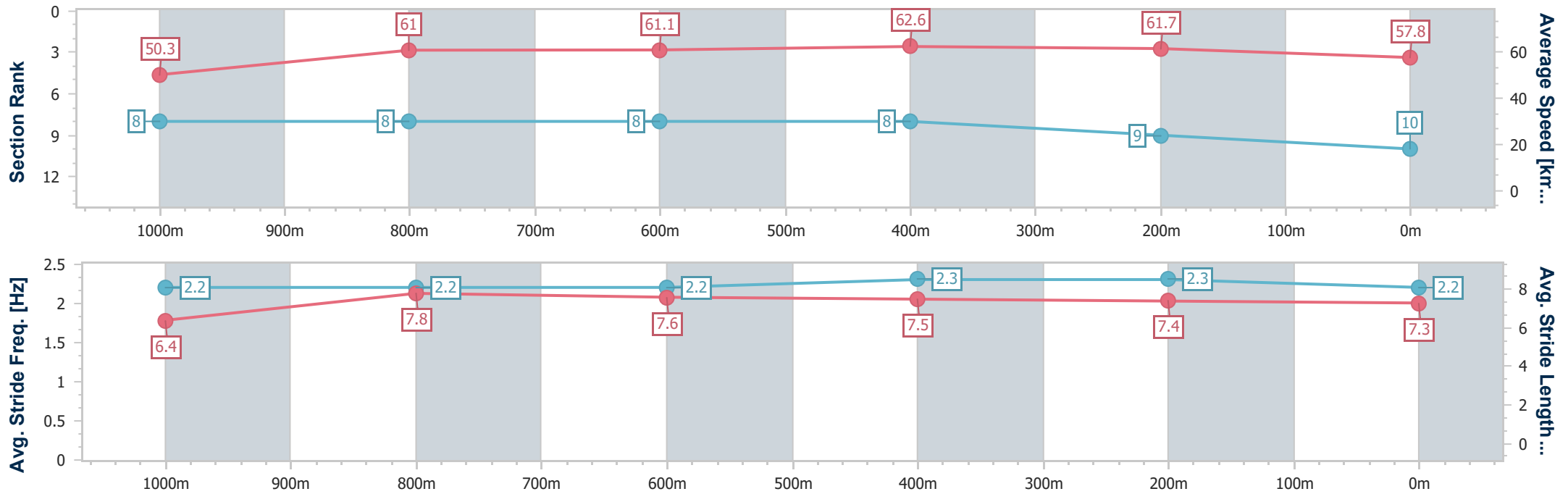
Sunshine Coast QLD Professional
 Race 3: KATE ANDERSON DESIGN QTIS Three-Year-Old Fillies
 Maiden Plate - 1200m



29 December 2024 - 13:40

Track Rating: Good 4, Weather: Overcast, Rail Position: +2m Entire

Section	Overall	1000m	800m	600m	400m	200m
Section Times	1:14.12 [10] (0:14.34)	0:59.78 [8] (0:11.91)	0:47.87 [8] (0:12.04)	0:35.83 [8] (0:11.69)	0:24.14 [8] (0:11.66)	0:12.48 [9] (0:12.48)
Average Speed [km/h]	50.3	61.0	61.1	62.6	61.7	57.8
Top Speed [km/h]	63.3	63.8	62.0	64.6	63.5	60.4
Avg. Dist. to Rail [m]	5.6	3.6	3.8	3.0	6.9	6.3
Avg. Stride Freq. [Hz]	2.2	2.2	2.2	2.3	2.3	2.2
Avg. Stride Length [m]	6.4	7.8	7.6	7.5	7.4	7.3



- [] Ranking at each section and finish
- .-.- No data available at this section
- NA No data available



Horse/Jockey Name	Llewellyn Bay
Final Rank	11
Fastest Section Time (Section)	0:11.72 (600m)
Top Speed [km/h] (Section)	63.2 (Overall)
Race State	Finished



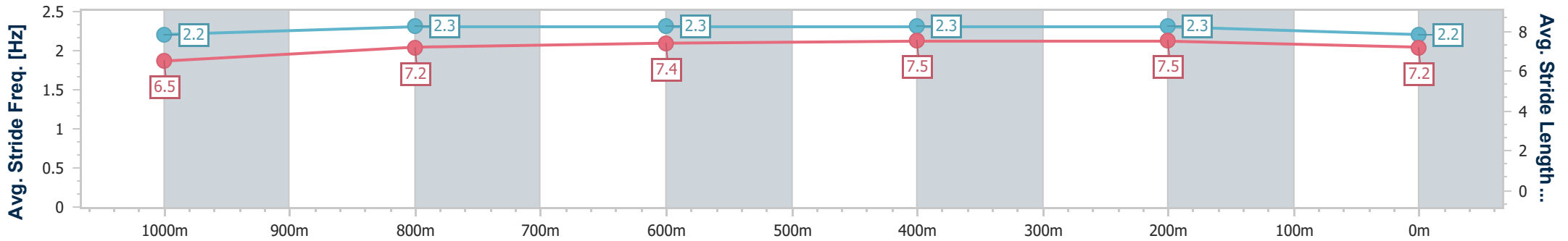
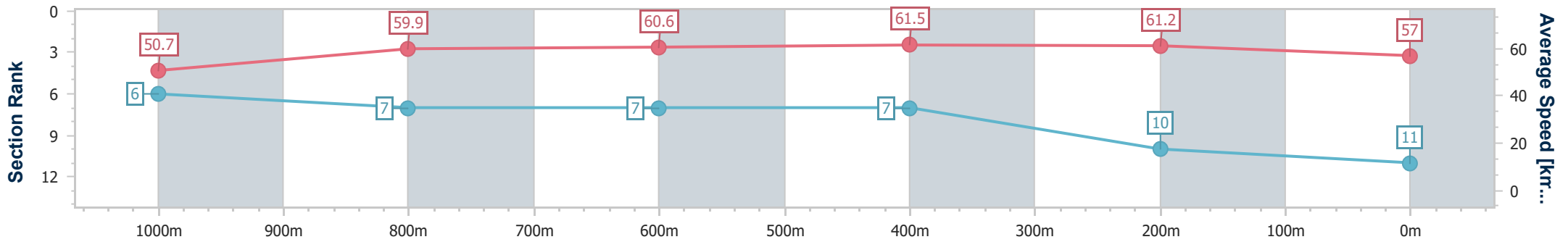
Sunshine Coast QLD Professional
 Race 3: KATE ANDERSON DESIGN QTIS Three-Year-Old Fillies
 Maiden Plate - 1200m



29 December 2024 - 13:40

Track Rating: Good 4, Weather: Overcast, Rail Position: +2m Entire

Section	Overall	1000m	800m	600m	400m	200m
Section Times	1:14.34 [11] (0:14.21)	1:00.13 [6] (0:12.04)	0:48.09 [7] (0:11.96)	0:36.13 [7] (0:11.72)	0:24.41 [7] (0:11.81)	0:12.60 [10] (0:12.60)
Average Speed [km/h]	50.7	59.9	60.6	61.5	61.2	57.0
Top Speed [km/h]	63.2	63.2	61.5	62.6	61.8	60.0
Avg. Dist. to Rail [m]	2.9	2.2	1.3	0.4	1.1	1.1
Avg. Stride Freq. [Hz]	2.2	2.3	2.3	2.3	2.3	2.2
Avg. Stride Length [m]	6.5	7.2	7.4	7.5	7.5	7.2



- [] Ranking at each section and finish
- .-.- No data available at this section
- NA No data available



Horse/Jockey Name	A Royal Sort
Final Rank	12
Fastest Section Time (Section)	0:11.90 (600m)
Top Speed [km/h] (Section)	63.5 (1000m)
Race State	Finished



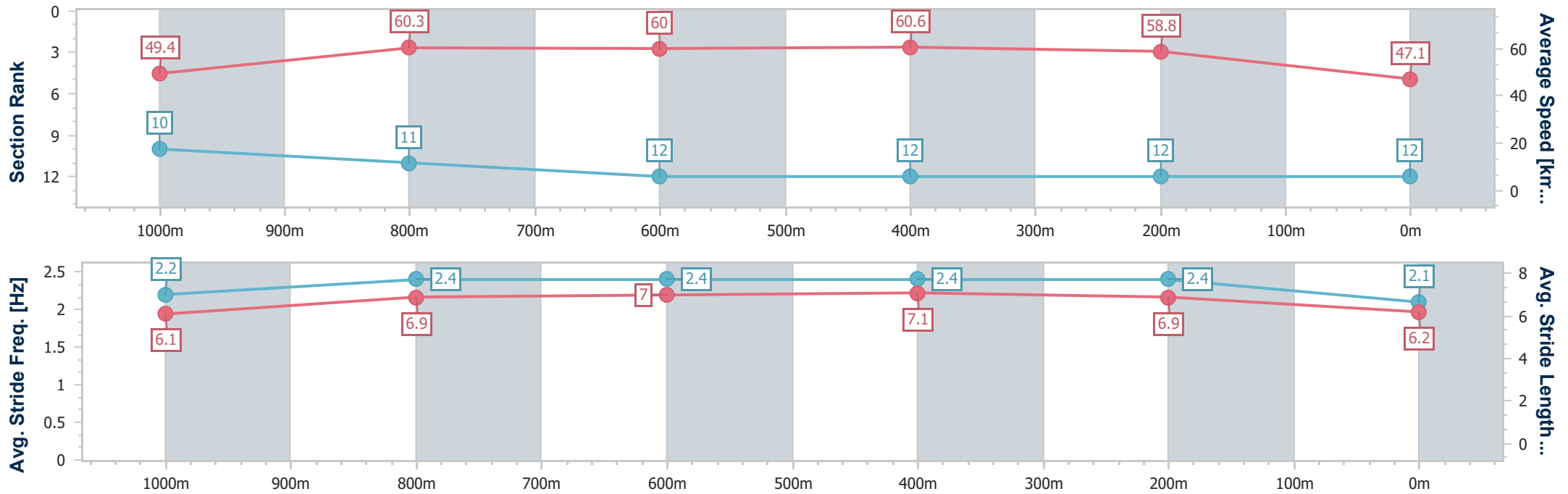
Sunshine Coast QLD Professional
Race 3: KATE ANDERSON DESIGN QTIS Three-Year-Old Fillies
Maiden Plate - 1200m



29 December 2024 - 13:40

Track Rating: Good 4, Weather: Overcast, Rail Position: +2m Entire

Section	Overall	1000m	800m	600m	400m	200m
Section Times	1:18.15 [12] (0:14.58)	1:03.57 [10] (0:12.05)	0:51.52 [11] (0:12.13)	0:39.39 [12] (0:11.90)	0:27.49 [12] (0:12.20)	0:15.29 [12] (0:15.29)
Average Speed [km/h]	49.4	60.3	60.0	60.6	58.8	47.1
Top Speed [km/h]	63.4	63.5	62.4	61.8	61.9	54.6
Avg. Dist. to Rail [m]	5.2	3.3	1.6	0.4	2.6	1.9
Avg. Stride Freq. [Hz]	2.2	2.4	2.4	2.4	2.4	2.1
Avg. Stride Length [m]	6.1	6.9	7.0	7.1	6.9	6.2



- [] Ranking at each section and finish
- .-.- No data available at this section
- NA No data available



Sunshine Coast QLD Professional

Race 4: KENZEE CONSTRUCTIONS OPEN Handicap - 1400m

29 December 2024 - 14:15



Track Rating: Good 4, Weather: Overcast, Rail Position: +2m Entire

Section		Overall	1200m	1000m	800m	600m	400m	Last 600m				
Field Times		1:25.13 (0:13.98)	1:11.15 (0:11.92)	0:59.23 (0:12.25)	0:46.98 (0:12.18)	0:34.80 (0:11.72)	0:23.08 (0:11.30)	0:34.80				
Rank	TAB Horse/Jockey	Barrier	Top Speed [km/h]	Fastest Section						Distance Travelled [m]		
1	1 INVER PARK Andrew Mallyon	2	66.3 400m	0:11.14 400m	1:25.13 [1] (0:14.67)	1:10.46 [6] (0:11.77)	0:58.69 [5] (0:12.20)	0:46.49 [6] (0:12.14)	0:34.35 [5] (0:11.77)	0:22.58 [5] (0:11.14)	0:34.35	
2	2 OVIDIUS Erin Molloy	6	65.1 400m	0:11.30 400m	1:25.21 [2] (0:13.98)	1:11.23 [1] (0:11.92)	0:59.31 [1] (0:12.25)	0:47.06 [1] (0:12.18)	0:34.88 [1] (0:11.72)	0:23.16 [1] (0:11.30)	0:34.88	+0
3	4 HARD REYVA Kyle Wilson-Taylor	5	65.0 400m	0:11.19 400m	1:25.22 [3] (0:14.61)	1:10.61 [5] (0:11.88)	0:58.73 [6] (0:12.04)	0:46.69 [4] (0:12.07)	0:34.62 [4] (0:11.71)	0:22.91 [4] (0:11.19)	0:34.62	+1
4	3 WAPITI Nikita Beriman	4	64.1 400m	0:11.27 400m	1:25.23 [4] (0:14.36)	1:10.87 [4] (0:11.74)	0:59.13 [2] (0:12.19)	0:46.94 [2] (0:12.19)	0:34.75 [2] (0:11.75)	0:23.00 [2] (0:11.27)	0:34.75	+1
5	5 REJOICED Jai Williams	1	64.5 400m	0:11.28 400m	1:25.75 [5] (0:14.35)	1:11.40 [3] (0:11.85)	0:59.55 [3] (0:12.16)	0:47.39 [3] (0:12.18)	0:35.21 [3] (0:11.75)	0:23.46 [3] (0:11.28)	0:35.21	-1
6	8 CENTAUR Emily Lang	3	64.2 400m	0:11.35 400m	1:26.22 [6] (0:14.28)	1:11.94 [2] (0:11.93)	1:00.01 [4] (0:12.39)	0:47.62 [5] (0:12.20)	0:35.42 [6] (0:11.77)	0:23.65 [6] (0:11.35)	0:35.42	+3

Scratched: Sock'emsid (#9), Denied (#6), Skywolf (#7)

[] Ranking at each section and finish
 -:-:- No data available at this section
 NA No data available

SCN Saddle cloth number
 DNF Did not finish
 DNT Did not track



Sunshine Coast QLD Professional

Race 4: KENZEE CONSTRUCTIONS OPEN Handicap - 1400m

29 December 2024 - 14:15



Track Rating: Good 4, Weather: Overcast, Rail Position: +2m Entire

Section							200m			Last 600m
Field Times							0:11.78			0:34.80
							(0:11.78)			
Rank	TAB	Horse/Jockey	Barrier	Top Speed [km/h]	Fastest Section	Margin			Distance Travelled [m]	
1	1	INVER PARK	2	66.3	0:11.14	0:11.44 [5]	1:25.13		0:34.35	
		Andrew Mallyon		400m	400m	(0:11.44)				
2	2	OVIDIUS	6	65.1	0:11.30	0:11.86 [1]	0.3L		0:34.88 +0	
		Erin Molloy		400m	400m	(0:11.86)				
3	4	HARD REYVA	5	65.0	0:11.19	0:11.72 [3]	0.4L		0:34.62 +1	
		Kyle Wilson-Taylor		400m	400m	(0:11.72)				
4	3	WAPITI	4	64.1	0:11.27	0:11.73 [2]	0.5L		0:34.75 +1	
		Nikita Beriman		400m	400m	(0:11.73)				
5	5	REJOICED	1	64.5	0:11.28	0:12.18 [4]	3.5L		0:35.21 -1	
		Jai Williams		400m	400m	(0:12.18)				
6	8	CENTAUR	3	64.2	0:11.35	0:12.30 [6]	6.3L		0:35.42 +3	
		Emily Lang		400m	400m	(0:12.30)				

Scratched: Sock'emsid (#9), Denied (#6), Skywolf (#7)

[] Ranking at each section and finish
 -:-:-:- No data available at this section
 NA No data available

SCN Saddle cloth number
 DNF Did not finish
 DNT Did not track



Horse/Jockey Name	Inver Park
Final Rank	1
Fastest Section Time (Section)	0:11.14 (400m)
Top Speed [km/h] (Section)	66.3 (400m)
Race State	Finished



Sunshine Coast QLD Professional

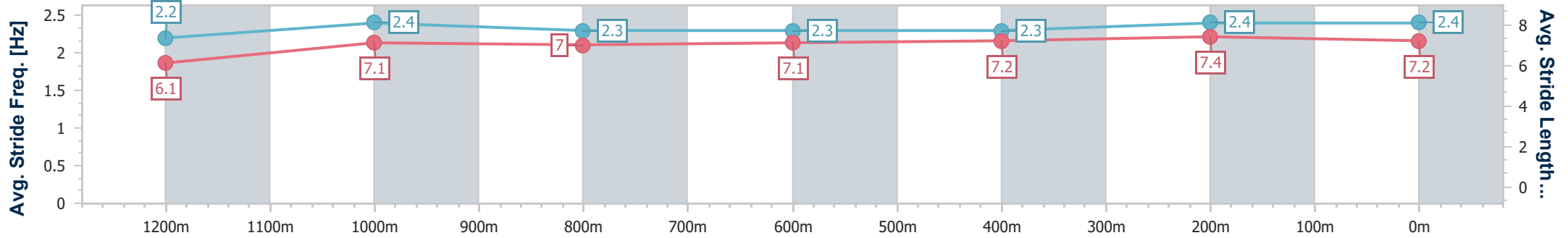
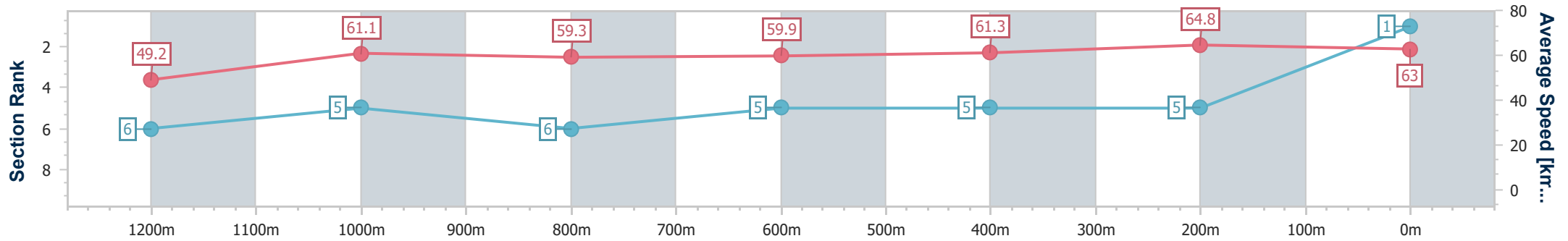
Race 4: KENZEE CONSTRUCTIONS OPEN Handicap - 1400m



29 December 2024 - 14:15

Track Rating: Good 4, Weather: Overcast, Rail Position: +2m Entire

Section	Overall	1200m	1000m	800m	600m	400m	200m
Section Times	1:25.13 [1] (0:14.67)	1:10.46 [6] (0:11.77)	0:58.69 [5] (0:12.20)	0:46.49 [6] (0:12.14)	0:34.35 [5] (0:11.77)	0:22.58 [5] (0:11.14)	0:11.44 [5] (0:11.44)
Average Speed [km/h]	49.2	61.1	59.3	59.9	61.3	64.8	63.0
Top Speed [km/h]	62.1	62.6	61.0	61.0	62.6	66.3	65.0
Avg. Dist. to Rail [m]	4.4	2.2	2.2	1.2	0.8	4.4	6.2
Avg. Stride Freq. [Hz]	2.2	2.4	2.3	2.3	2.3	2.4	2.4
Avg. Stride Length [m]	6.1	7.1	7.0	7.1	7.2	7.4	7.2



- [] Ranking at each section and finish
- .-.- No data available at this section
- NA No data available



Horse/Jockey Name	Ovidius
Final Rank	2
Fastest Section Time (Section)	0:11.30 (400m)
Top Speed [km/h] (Section)	65.1 (400m)
Race State	Finished



Sunshine Coast QLD Professional

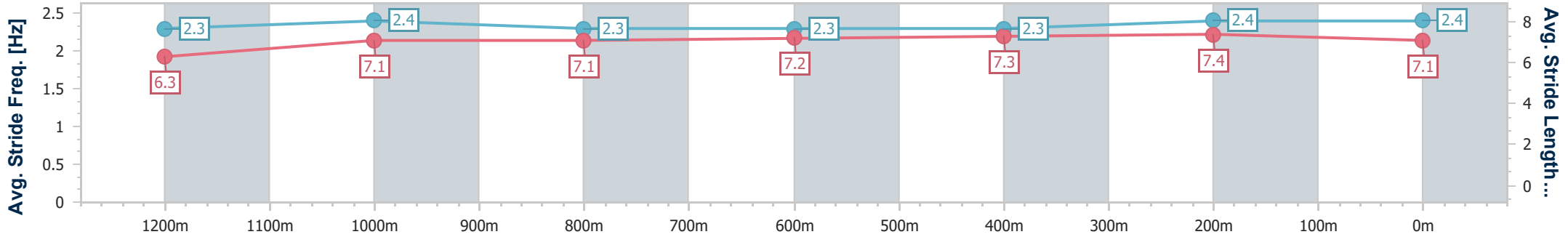
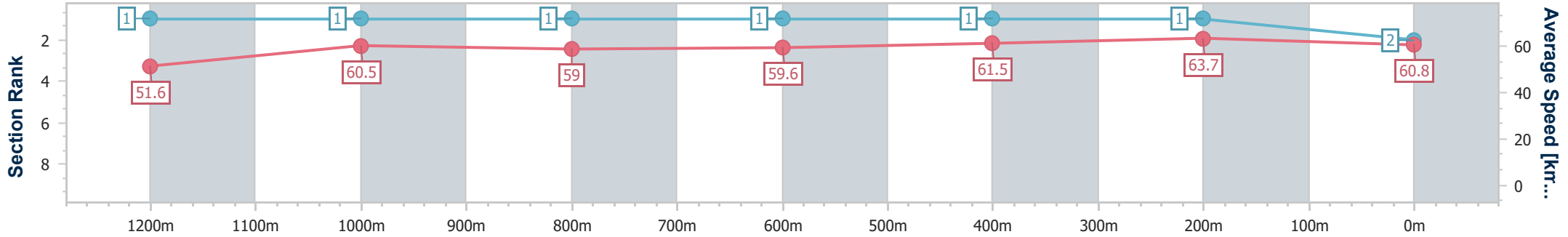
Race 4: KENZEE CONSTRUCTIONS OPEN Handicap - 1400m



29 December 2024 - 14:15

Track Rating: Good 4, Weather: Overcast, Rail Position: +2m Entire

Section	Overall	1200m	1000m	800m	600m	400m	200m
Section Times	1:25.21 [2] (0:13.98)	1:11.23 [1] (0:11.92)	0:59.31 [1] (0:12.25)	0:47.06 [1] (0:12.18)	0:34.88 [1] (0:11.72)	0:23.16 [1] (0:11.30)	0:11.86 [1] (0:11.86)
Average Speed [km/h]	51.6	60.5	59.0	59.6	61.5	63.7	60.8
Top Speed [km/h]	62.9	62.2	60.1	60.6	63.9	65.1	63.4
Avg. Dist. to Rail [m]	9.5	3.1	2.1	1.2	0.7	1.6	2.0
Avg. Stride Freq. [Hz]	2.3	2.4	2.3	2.3	2.3	2.4	2.4
Avg. Stride Length [m]	6.3	7.1	7.1	7.2	7.3	7.4	7.1



- [] Ranking at each section and finish
- .-.- No data available at this section
- NA No data available



Horse/Jockey Name	Hard Reyva
Final Rank	3
Fastest Section Time (Section)	0:11.19 (400m)
Top Speed [km/h] (Section)	65.0 (400m)
Race State	Finished



Sunshine Coast QLD Professional

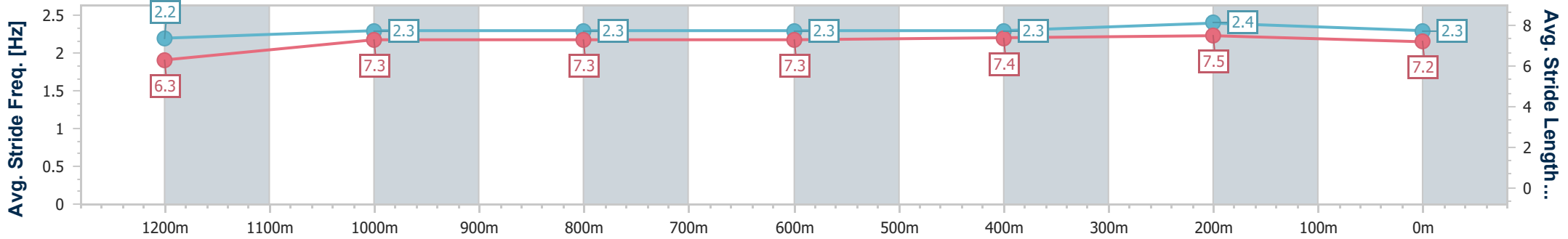
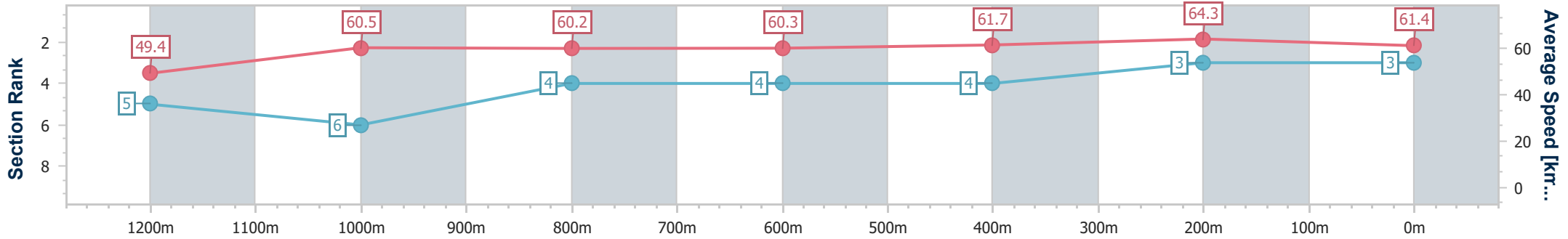
Race 4: KENZEE CONSTRUCTIONS OPEN Handicap - 1400m



29 December 2024 - 14:15

Track Rating: Good 4, Weather: Overcast, Rail Position: +2m Entire

Section	Overall	1200m	1000m	800m	600m	400m	200m
Section Times	1:25.22 [3] (0:14.61)	1:10.61 [5] (0:11.88)	0:58.73 [6] (0:12.04)	0:46.69 [4] (0:12.07)	0:34.62 [4] (0:11.71)	0:22.91 [4] (0:11.19)	0:11.72 [3] (0:11.72)
Average Speed [km/h]	49.4	60.5	60.2	60.3	61.7	64.3	61.4
Top Speed [km/h]	60.8	62.0	60.8	60.8	63.7	65.0	64.3
Avg. Dist. to Rail [m]	6.1	3.0	3.3	1.3	0.8	2.6	3.9
Avg. Stride Freq. [Hz]	2.2	2.3	2.3	2.3	2.3	2.4	2.3
Avg. Stride Length [m]	6.3	7.3	7.3	7.3	7.4	7.5	7.2



- [] Ranking at each section and finish
- .-.- No data available at this section
- NA No data available



Horse/Jockey Name	Wapiti
Final Rank	4
Fastest Section Time (Section)	0:11.27 (400m)
Top Speed [km/h] (Section)	64.1 (400m)
Race State	Finished



Sunshine Coast QLD Professional

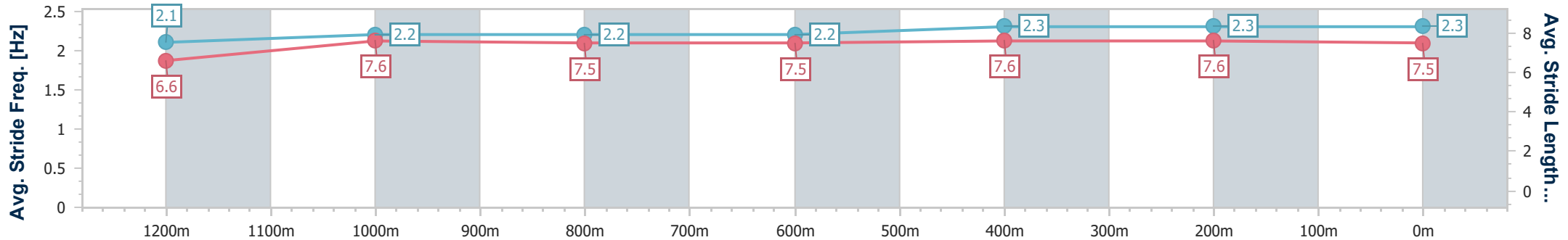
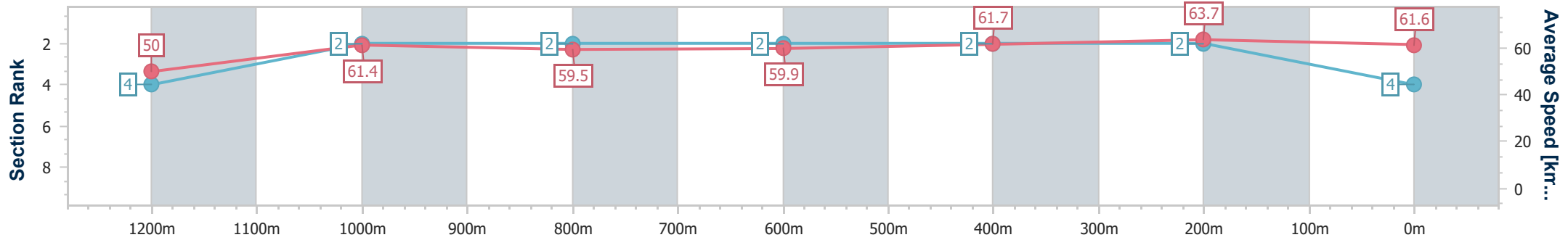
Race 4: KENZEE CONSTRUCTIONS OPEN Handicap - 1400m



29 December 2024 - 14:15

Track Rating: Good 4, Weather: Overcast, Rail Position: +2m Entire

Section	Overall	1200m	1000m	800m	600m	400m	200m
Section Times	1:25.23 [4] (0:14.36)	1:10.87 [4] (0:11.74)	0:59.13 [2] (0:12.19)	0:46.94 [2] (0:12.19)	0:34.75 [2] (0:11.75)	0:23.00 [2] (0:11.27)	0:11.73 [2] (0:11.73)
Average Speed [km/h]	50.0	61.4	59.5	59.9	61.7	63.7	61.6
Top Speed [km/h]	61.7	62.0	61.2	60.5	63.2	64.1	63.7
Avg. Dist. to Rail [m]	6.6	4.5	3.2	2.0	1.0	1.7	2.7
Avg. Stride Freq. [Hz]	2.1	2.2	2.2	2.2	2.3	2.3	2.3
Avg. Stride Length [m]	6.6	7.6	7.5	7.5	7.6	7.6	7.5



- [] Ranking at each section and finish
- .-.- No data available at this section
- NA No data available



Horse/Jockey Name	Rejoiced
Final Rank	5
Fastest Section Time (Section)	0:11.28 (400m)
Top Speed [km/h] (Section)	64.5 (400m)
Race State	Finished



Sunshine Coast QLD Professional

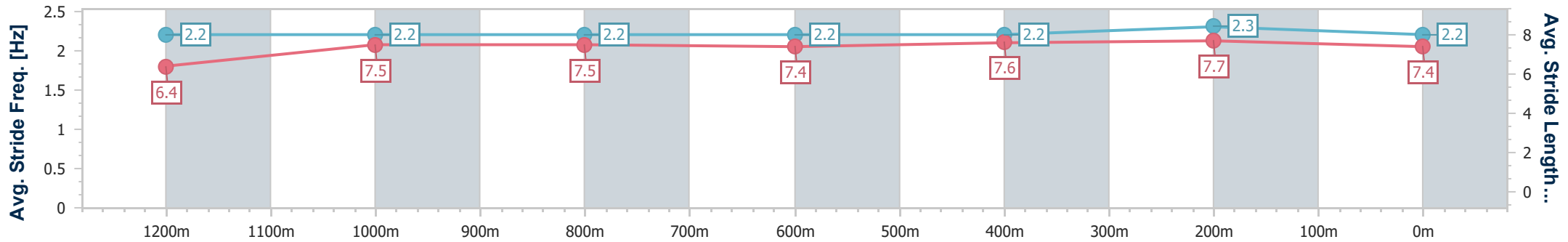
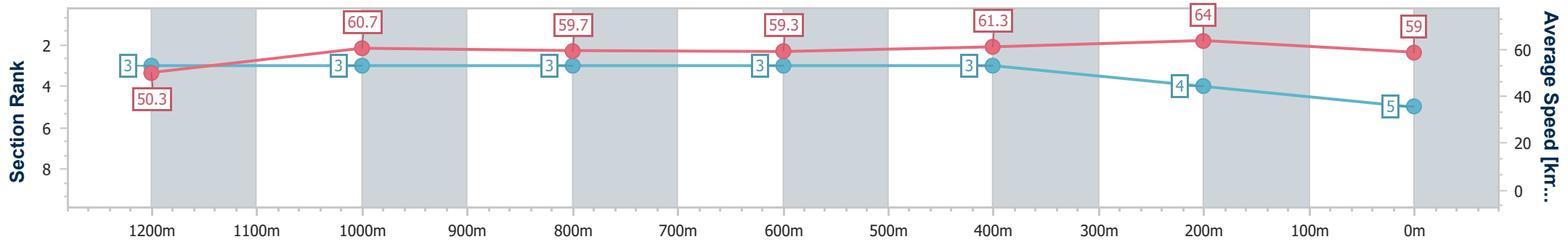
Race 4: KENZEE CONSTRUCTIONS OPEN Handicap - 1400m



29 December 2024 - 14:15

Track Rating: Good 4, Weather: Overcast, Rail Position: +2m Entire

Section	Overall	1200m	1000m	800m	600m	400m	200m
Section Times	1:25.75 [5] (0:14.35)	1:11.40 [3] (0:11.85)	0:59.55 [3] (0:12.16)	0:47.39 [3] (0:12.18)	0:35.21 [3] (0:11.75)	0:23.46 [3] (0:11.28)	0:12.18 [4] (0:12.18)
Average Speed [km/h]	50.3	60.7	59.7	59.3	61.3	64.0	59.0
Top Speed [km/h]	61.9	62.0	60.1	60.6	64.1	64.5	62.5
Avg. Dist. to Rail [m]	3.5	2.4	1.9	1.0	0.2	0.3	0.6
Avg. Stride Freq. [Hz]	2.2	2.2	2.2	2.2	2.2	2.3	2.2
Avg. Stride Length [m]	6.4	7.5	7.5	7.4	7.6	7.7	7.4



- [] Ranking at each section and finish
- .-.- No data available at this section
- NA No data available



Horse/Jockey Name	Centaur
Final Rank	6
Fastest Section Time (Section)	0:11.35 (400m)
Top Speed [km/h] (Section)	64.2 (400m)
Race State	Finished



Sunshine Coast QLD Professional

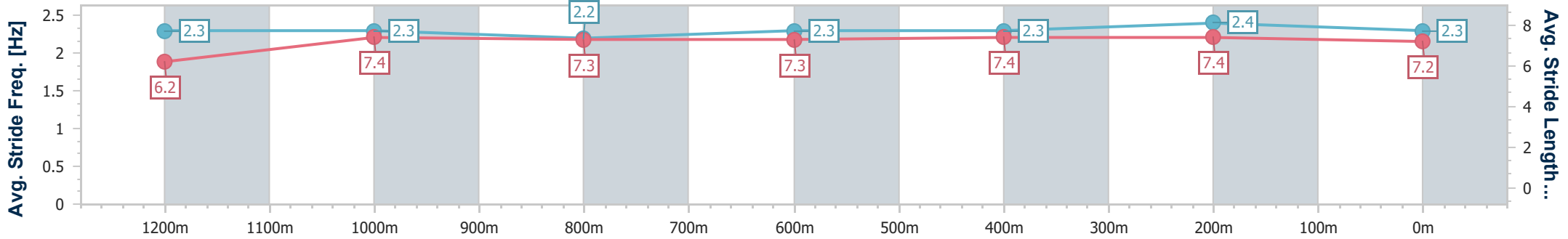
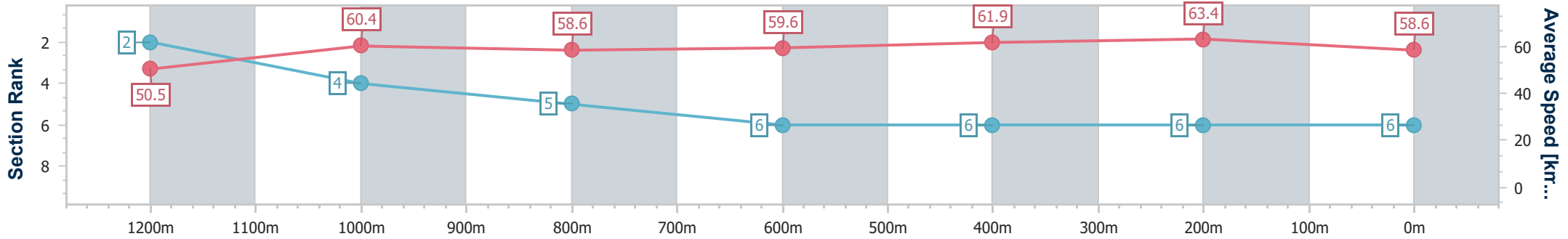
Race 4: KENZEE CONSTRUCTIONS OPEN Handicap - 1400m



29 December 2024 - 14:15

Track Rating: Good 4, Weather: Overcast, Rail Position: +2m Entire

Section	Overall	1200m	1000m	800m	600m	400m	200m
Section Times	1:26.22 [6] (0:14.28)	1:11.94 [2] (0:11.93)	1:00.01 [4] (0:12.39)	0:47.62 [5] (0:12.20)	0:35.42 [6] (0:11.77)	0:23.65 [6] (0:11.35)	0:12.30 [6] (0:12.30)
Average Speed [km/h]	50.5	60.4	58.6	59.6	61.9	63.4	58.6
Top Speed [km/h]	60.8	61.6	59.1	60.5	63.7	64.2	61.5
Avg. Dist. to Rail [m]	5.5	3.7	3.2	1.9	1.7	4.5	6.2
Avg. Stride Freq. [Hz]	2.3	2.3	2.2	2.3	2.3	2.4	2.3
Avg. Stride Length [m]	6.2	7.4	7.3	7.3	7.4	7.4	7.2



- [] Ranking at each section and finish
- .-.- No data available at this section
- NA No data available



Sunshine Coast QLD Professional

Race 5: HAPPY BIRTHDAY PENNY BENCHMARK 70 Handicap - 1000m

29 December 2024 - 14:50



Track Rating: Good 4, Weather: Overcast, Rail Position: +2m Entire

Section											Last 600m		
Field Times		Overall	800m	600m	400m	200m							
		0:57.78 (0:13.02)	0:44.76 (0:10.76)	0:34.00 (0:11.25)	0:22.75 (0:11.00)	0:11.75 (0:11.75)						0:34.00	
Rank	TAB	Horse/Jockey	Barrier	Top Speed [km/h]	Fastest Section	Overall	800m	600m	400m	200m	Margin	Last 600m	Distance Travelled [m]
1	12	MR ENCORE Ryan Wiggins	2	69.0 800m	0:10.76 800m	0:57.78 [1] (0:13.02)	0:44.76 [1] (0:10.76)	0:34.00 [1] (0:11.25)	0:22.75 [1] (0:11.00)	0:11.75 [1] (0:11.75)	0:57.78	0:34.00	
2	8	INVINOVICH Nikita Beriman	3	67.9 800m	0:10.79 800m	0:57.81 [2] (0:13.60)	0:44.21 [6] (0:10.79)	0:33.42 [5] (0:10.99)	0:22.43 [4] (0:10.81)	0:11.62 [3] (0:11.62)	0.2L	0:33.42	-3
3	10	NORTH OF ELI Andrew Mallyon	1	68.2 Overall	0:10.83 800m	0:57.82 [3] (0:13.32)	0:44.50 [3] (0:10.83)	0:33.67 [3] (0:11.03)	0:22.64 [2] (0:10.92)	0:11.72 [2] (0:11.72)	0.3L	0:33.67	-3
4	1	DIVINE OKAY Corey Sutherland	6	67.6 400m	0:10.86 400m	0:58.04 [4] (0:13.52)	0:44.52 [5] (0:10.98)	0:33.54 [6] (0:11.15)	0:22.39 [7] (0:10.86)	0:11.53 [7] (0:11.53)	1.6L	0:33.54	+3
5	3	KAT CHINNA Rob Thorburn	5	68.0 800m	0:10.94 800m	0:58.14 [5] (0:13.17)	0:44.97 [2] (0:10.94)	0:34.03 [2] (0:11.15)	0:22.88 [3] (0:11.13)	0:11.75 [4] (0:11.75)	2.1L	0:34.03	+0
6	9	GROOMED Mark Du Plessis	8	69.3 800m	0:10.78 800m	0:58.18 [6] (0:13.96)	0:44.22 [8] (0:10.78)	0:33.44 [8] (0:10.81)	0:22.63 [5] (0:10.91)	0:11.72 [5] (0:11.72)	2.3L	0:33.44	-1
7	11	CHIKARA Angela Jones	7	68.3 800m	0:10.78 800m	0:58.53 [7] (0:13.77)	0:44.76 [7] (0:10.78)	0:33.98 [7] (0:11.04)	0:22.94 [6] (0:10.90)	0:12.04 [6] (0:12.04)	4.3L	0:33.98	+1
8	7	CITY CHICK Erin Molloy	4	67.9 800m	0:10.88 800m	0:58.92 [8] (0:13.45)	0:45.47 [4] (0:10.88)	0:34.59 [4] (0:11.37)	0:23.22 [8] (0:11.04)	0:12.18 [8] (0:12.18)	6.6L	0:34.59	+4

Scratched: Zingalong (#6), Cabrinella (#13), On Hold (#4), Big Sky Country (#2), Another Cognac (#5)

[] Ranking at each section and finish
 -:-:- No data available at this section
 NA No data available

SCN Saddle cloth number
 DNF Did not finish
 DNT Did not track



Horse/Jockey Name	Mr Encore
Final Rank	1
Fastest Section Time (Section)	0:10.76 (800m)
Top Speed [km/h] (Section)	69.0 (800m)
Race State	Finished



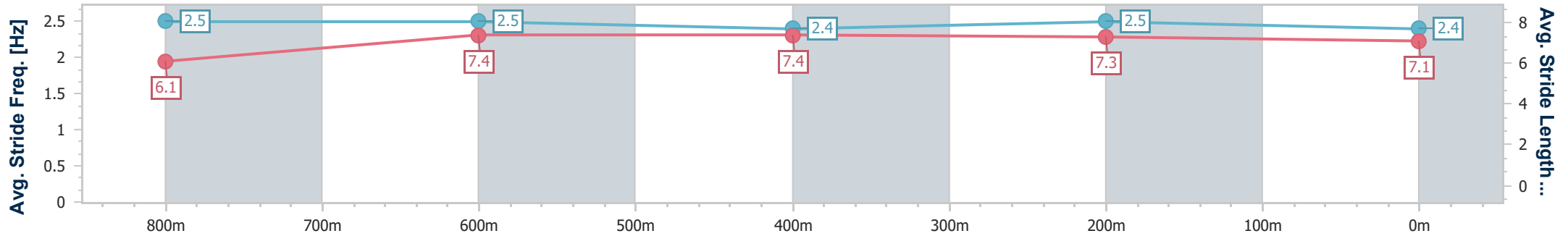
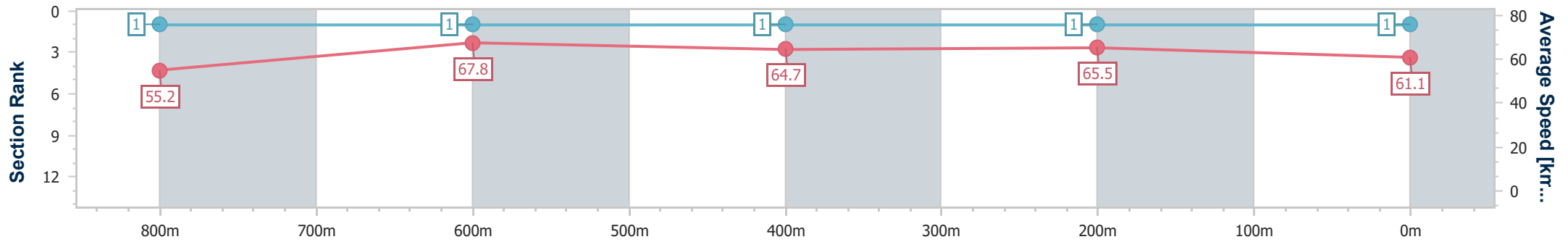
Sunshine Coast QLD Professional
Race 5: HAPPY BIRTHDAY PENNY BENCHMARK 70 Handicap - 1000m



29 December 2024 - 14:50

Track Rating: Good 4, Weather: Overcast, Rail Position: +2m Entire

Section	Overall	800m	600m	400m	200m
Section Times	0:57.78 [1] (0:13.02)	0:44.76 [1] (0:10.76)	0:34.00 [1] (0:11.25)	0:22.75 [1] (0:11.00)	0:11.75 [1] (0:11.75)
Average Speed [km/h]	55.2	67.8	64.7	65.5	61.1
Top Speed [km/h]	68.3	69.0	65.2	66.4	64.2
Avg. Dist. to Rail [m]	4.2	2.6	1.7	3.8	4.5
Avg. Stride Freq. [Hz]	2.5	2.5	2.4	2.5	2.4
Avg. Stride Length [m]	6.1	7.4	7.4	7.3	7.1



- [] Ranking at each section and finish
- .-.- No data available at this section
- NA No data available



Horse/Jockey Name	Invinovich
Final Rank	2
Fastest Section Time (Section)	0:10.79 (800m)
Top Speed [km/h] (Section)	67.9 (800m)
Race State	Finished



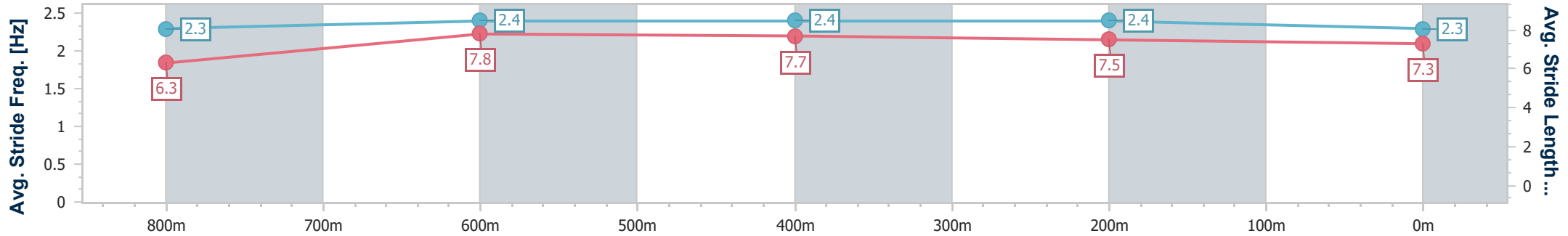
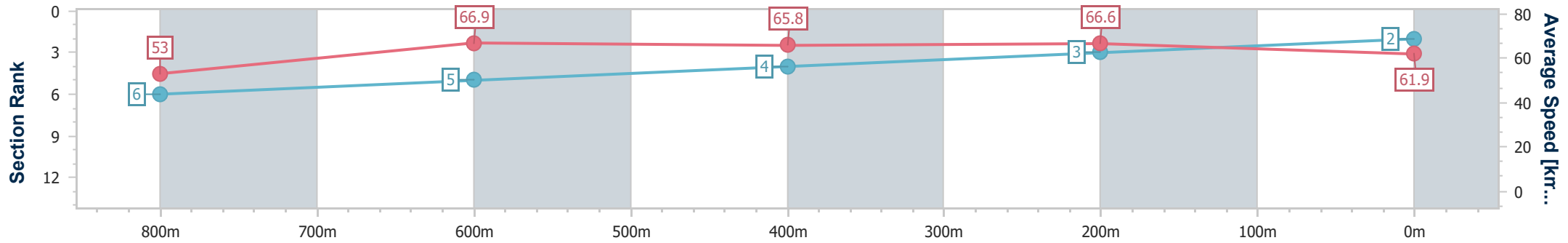
Sunshine Coast QLD Professional
Race 5: HAPPY BIRTHDAY PENNY BENCHMARK 70 Handicap - 1000m



29 December 2024 - 14:50

Track Rating: Good 4, Weather: Overcast, Rail Position: +2m Entire

Section	Overall	800m	600m	400m	200m
Section Times	0:57.81 [2] (0:13.60)	0:44.21 [6] (0:10.79)	0:33.42 [5] (0:10.99)	0:22.43 [4] (0:10.81)	0:11.62 [3] (0:11.62)
Average Speed [km/h]	53.0	66.9	65.8	66.6	61.9
Top Speed [km/h]	67.8	67.9	67.2	67.2	65.5
Avg. Dist. to Rail [m]	4.2	1.6	0.7	3.1	4.0
Avg. Stride Freq. [Hz]	2.3	2.4	2.4	2.4	2.3
Avg. Stride Length [m]	6.3	7.8	7.7	7.5	7.3



- [] Ranking at each section and finish
- .-.- No data available at this section
- NA No data available



Horse/Jockey Name	North Of Eli
Final Rank	3
Fastest Section Time (Section)	0:10.83 (800m)
Top Speed [km/h] (Section)	68.2 (Overall)
Race State	Finished



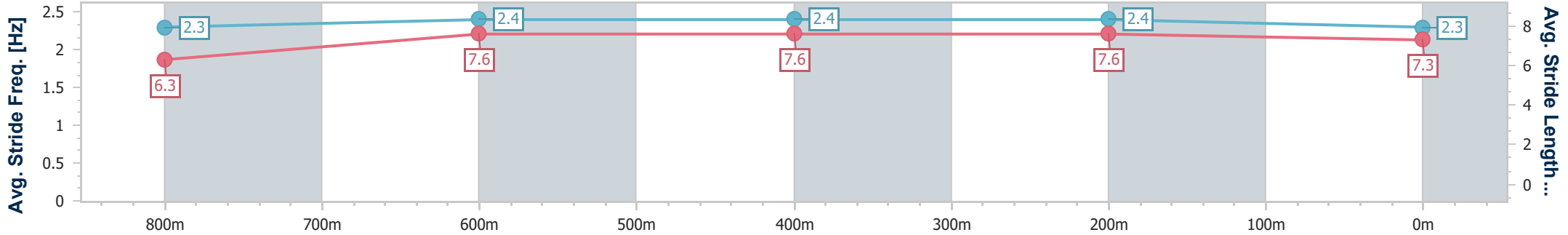
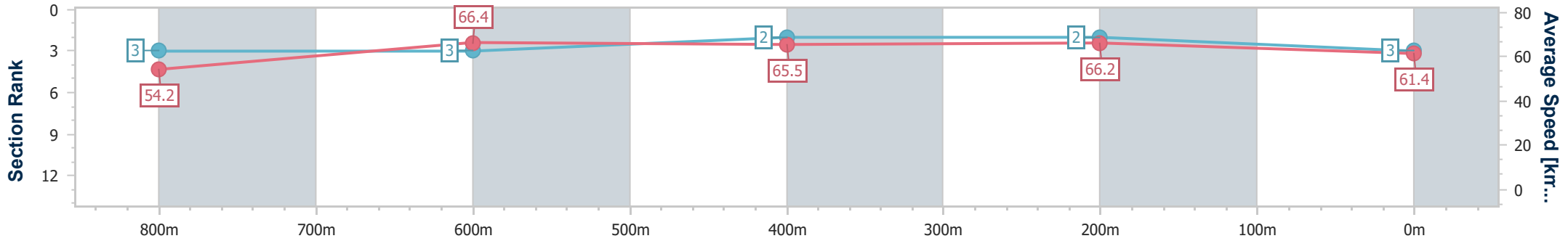
Sunshine Coast QLD Professional
 Race 5: HAPPY BIRTHDAY PENNY BENCHMARK 70 Handicap - 1000m



29 December 2024 - 14:50

Track Rating: Good 4, Weather: Overcast, Rail Position: +2m Entire

Section	Overall	800m	600m	400m	200m
Section Times	0:57.82 [3] (0:13.32)	0:44.50 [3] (0:10.83)	0:33.67 [3] (0:11.03)	0:22.64 [2] (0:10.92)	0:11.72 [2] (0:11.72)
Average Speed [km/h]	54.2	66.4	65.5	66.2	61.4
Top Speed [km/h]	68.2	68.0	66.7	67.4	64.8
Avg. Dist. to Rail [m]	3.1	1.1	0.5	5.1	6.2
Avg. Stride Freq. [Hz]	2.3	2.4	2.4	2.4	2.3
Avg. Stride Length [m]	6.3	7.6	7.6	7.6	7.3



- [] Ranking at each section and finish
- .-.- No data available at this section
- NA No data available



Horse/Jockey Name	Divine Okay
Final Rank	4
Fastest Section Time (Section)	0:10.86 (400m)
Top Speed [km/h] (Section)	67.6 (400m)
Race State	Finished



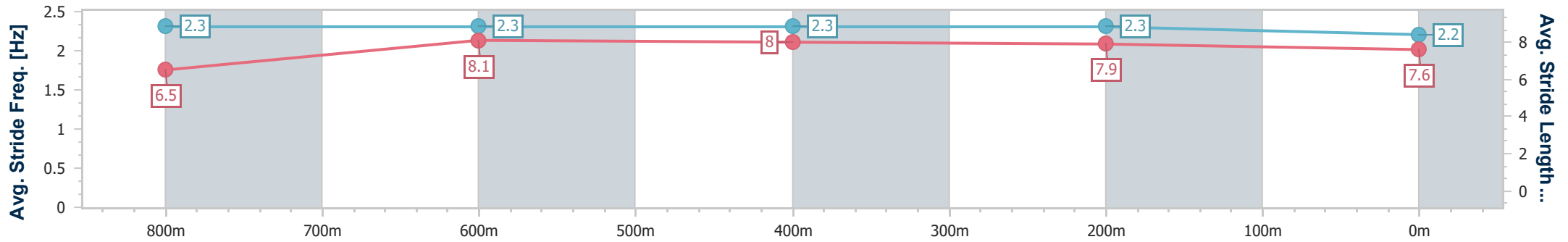
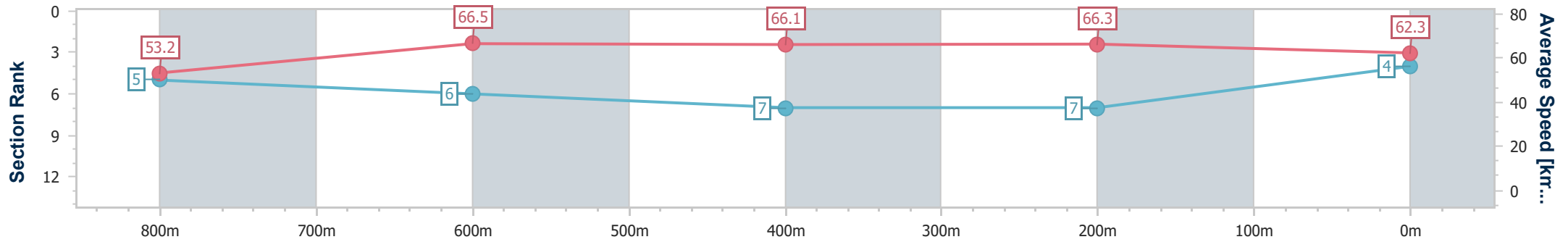
Sunshine Coast QLD Professional
Race 5: HAPPY BIRTHDAY PENNY BENCHMARK 70 Handicap - 1000m



29 December 2024 - 14:50

Track Rating: Good 4, Weather: Overcast, Rail Position: +2m Entire

Section	Overall	800m	600m	400m	200m
Section Times	0:58.04 [4] (0:13.52)	0:44.52 [5] (0:10.98)	0:33.54 [6] (0:11.15)	0:22.39 [7] (0:10.86)	0:11.53 [7] (0:11.53)
Average Speed [km/h]	53.2	66.5	66.1	66.3	62.3
Top Speed [km/h]	66.6	67.2	67.1	67.6	64.9
Avg. Dist. to Rail [m]	7.1	3.5	3.8	8.1	9.9
Avg. Stride Freq. [Hz]	2.3	2.3	2.3	2.3	2.2
Avg. Stride Length [m]	6.5	8.1	8.0	7.9	7.6



- [] Ranking at each section and finish
- .-.- No data available at this section
- NA No data available



Horse/Jockey Name	Kat Chinna
Final Rank	5
Fastest Section Time (Section)	0:10.94 (800m)
Top Speed [km/h] (Section)	68.0 (800m)
Race State	Finished



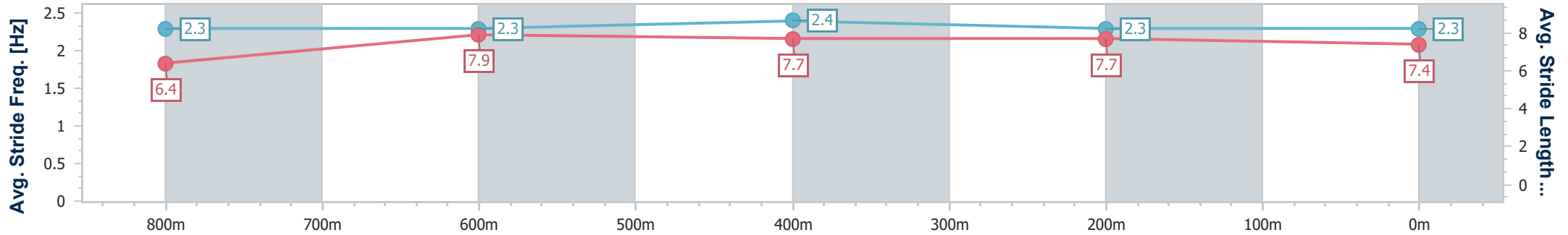
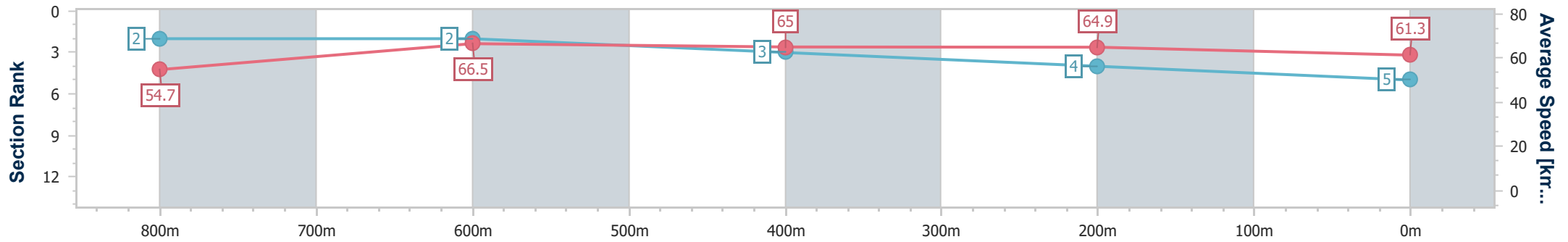
Sunshine Coast QLD Professional
Race 5: HAPPY BIRTHDAY PENNY BENCHMARK 70 Handicap - 1000m



29 December 2024 - 14:50

Track Rating: Good 4, Weather: Overcast, Rail Position: +2m Entire

Section	Overall	800m	600m	400m	200m
Section Times	0:58.14 [5] (0:13.17)	0:44.97 [2] (0:10.94)	0:34.03 [2] (0:11.15)	0:22.88 [3] (0:11.13)	0:11.75 [4] (0:11.75)
Average Speed [km/h]	54.7	66.5	65.0	64.9	61.3
Top Speed [km/h]	67.9	68.0	66.9	65.6	64.1
Avg. Dist. to Rail [m]	6.8	3.2	1.4	6.0	7.4
Avg. Stride Freq. [Hz]	2.3	2.3	2.4	2.3	2.3
Avg. Stride Length [m]	6.4	7.9	7.7	7.7	7.4



- [] Ranking at each section and finish
- .-.- No data available at this section
- NA No data available



Horse/Jockey Name	Groomed
Final Rank	6
Fastest Section Time (Section)	0:10.78 (800m)
Top Speed [km/h] (Section)	69.3 (800m)
Race State	Finished



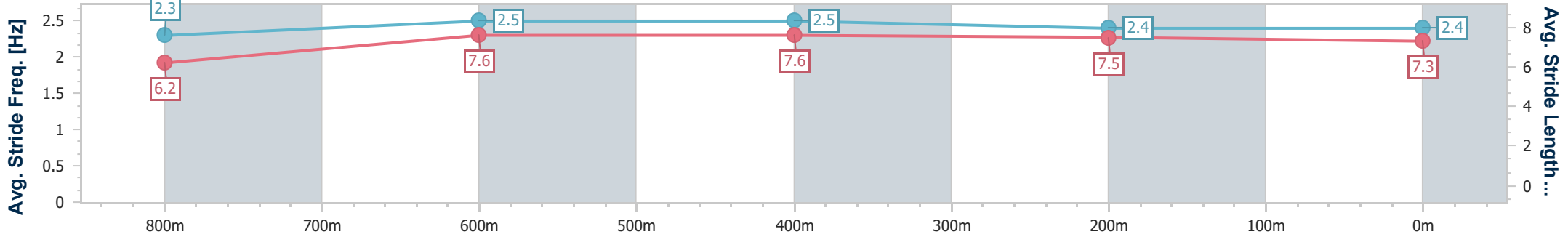
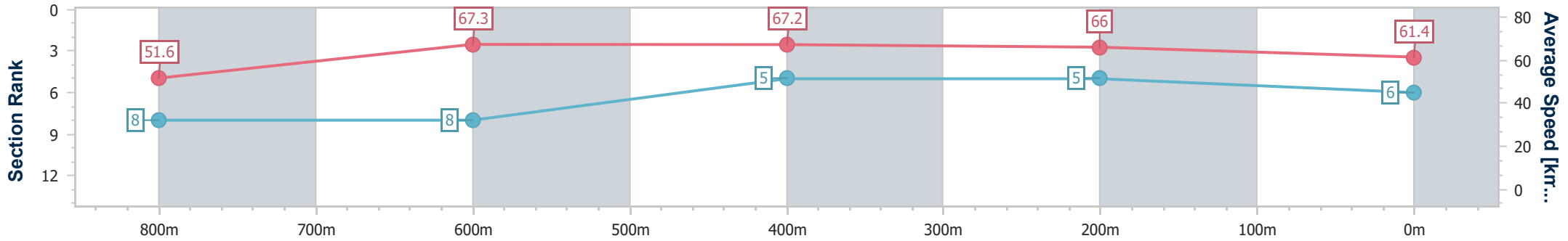
Sunshine Coast QLD Professional
Race 5: HAPPY BIRTHDAY PENNY BENCHMARK 70 Handicap - 1000m



29 December 2024 - 14:50

Track Rating: Good 4, Weather: Overcast, Rail Position: +2m Entire

Section	Overall	800m	600m	400m	200m
Section Times	0:58.18 [6] (0:13.96)	0:44.22 [8] (0:10.78)	0:33.44 [8] (0:10.81)	0:22.63 [5] (0:10.91)	0:11.72 [5] (0:11.72)
Average Speed [km/h]	51.6	67.3	67.2	66.0	61.4
Top Speed [km/h]	64.9	69.3	68.1	68.0	64.6
Avg. Dist. to Rail [m]	8.0	2.5	1.6	2.8	5.0
Avg. Stride Freq. [Hz]	2.3	2.5	2.5	2.4	2.4
Avg. Stride Length [m]	6.2	7.6	7.6	7.5	7.3



- [] Ranking at each section and finish
- .-.- No data available at this section
- NA No data available



Horse/Jockey Name	Chikara
Final Rank	7
Fastest Section Time (Section)	0:10.78 (800m)
Top Speed [km/h] (Section)	68.3 (800m)
Race State	Finished



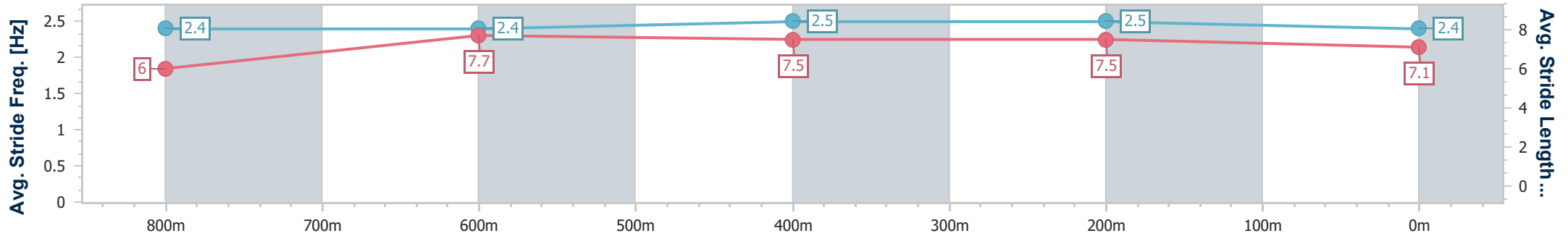
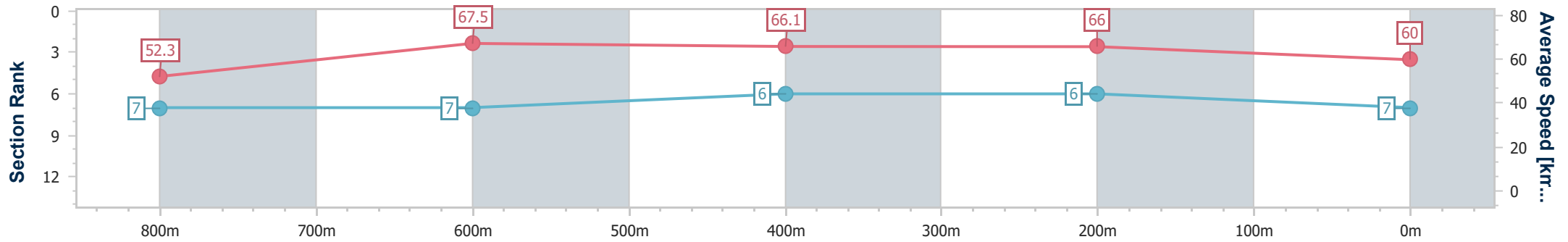
Sunshine Coast QLD Professional
Race 5: HAPPY BIRTHDAY PENNY BENCHMARK 70 Handicap - 1000m



29 December 2024 - 14:50

Track Rating: Good 4, Weather: Overcast, Rail Position: +2m Entire

Section	Overall	800m	600m	400m	200m
Section Times	0:58.53 [7] (0:13.77)	0:44.76 [7] (0:10.78)	0:33.98 [7] (0:11.04)	0:22.94 [6] (0:10.90)	0:12.04 [6] (0:12.04)
Average Speed [km/h]	52.3	67.5	66.1	66.0	60.0
Top Speed [km/h]	67.1	68.3	67.6	67.5	63.9
Avg. Dist. to Rail [m]	6.6	2.7	2.1	5.1	5.5
Avg. Stride Freq. [Hz]	2.4	2.4	2.5	2.5	2.4
Avg. Stride Length [m]	6.0	7.7	7.5	7.5	7.1



- [] Ranking at each section and finish
- .-.- No data available at this section
- NA No data available



Horse/Jockey Name	City Chick
Final Rank	8
Fastest Section Time (Section)	0:10.88 (800m)
Top Speed [km/h] (Section)	67.9 (800m)
Race State	Finished



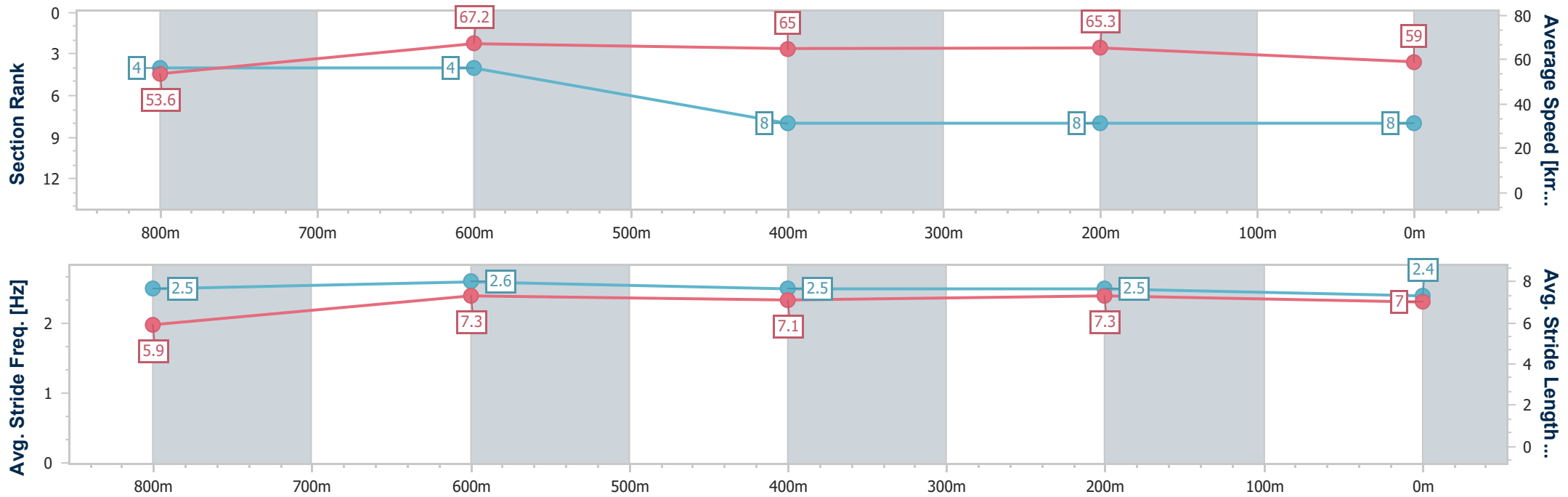
Sunshine Coast QLD Professional
Race 5: HAPPY BIRTHDAY PENNY BENCHMARK 70 Handicap - 1000m



29 December 2024 - 14:50

Track Rating: Good 4, Weather: Overcast, Rail Position: +2m Entire

Section	Overall	800m	600m	400m	200m
Section Times	0:58.92 [8] (0:13.45)	0:45.47 [4] (0:10.88)	0:34.59 [4] (0:11.37)	0:23.22 [8] (0:11.04)	0:12.18 [8] (0:12.18)
Average Speed [km/h]	53.6	67.2	65.0	65.3	59.0
Top Speed [km/h]	67.4	67.9	66.9	67.5	62.1
Avg. Dist. to Rail [m]	5.7	3.4	4.7	7.7	6.1
Avg. Stride Freq. [Hz]	2.5	2.6	2.5	2.5	2.4
Avg. Stride Length [m]	5.9	7.3	7.1	7.3	7.0



- [] Ranking at each section and finish
- .-.- No data available at this section
- NA No data available



Sunshine Coast QLD Professional
Race 6: THE SURF CLUB MOOLOOLABA BENCHMARK 62 Handicap - 1200m
29 December 2024 - 15:30



Track Rating: Good 4, Weather: Overcast, Rail Position: +2m Entire

Section												Last 600m		
Field Times		Overall	1000m	800m	600m	400m	200m						1:11.03	
		(0:21.76)	(0:08.33)	(0:08.67)	(0:08.73)	(0:11.57)	(0:12.28)							
Rank	TAB	Horse/Jockey	Barrier	Top Speed [km/h]	Fastest Section						Margin	Margin	Distance Travelled [m]	
1	2	ABOUT TO EXPLODE Ryan Maloney	2	Data was not able to be tracked for this horse	-:--:-	-:--:-	-:--:-	-:--:-	-:--:-	-:--:-	-:--:-	1:11.03	-:--:-	----
2	18	AGED CARE Bailey Wheeler	11	67.5 400m	0:08.71 800m	1:11.34 [2] (0:22.25)	0:49.09 [7] (0:08.94)	0:40.15 [9] (0:08.71)	0:31.44 [9] (0:08.75)	0:22.69 [10] (0:10.89)	0:11.80 [8] (0:11.80)	1.8L	0:31.44	--
3	19	ITALIAN DANCER Michael Rodd	6	66.3 Overall	0:08.59 1000m	1:11.39 [3] (0:22.08)	0:49.31 [5] (0:08.59)	0:40.72 [5] (0:08.74)	0:31.98 [5] (0:08.78)	0:23.20 [6] (0:11.25)	0:11.95 [6] (0:11.95)	2L	0:31.98	--
4	11	PROVANCE Damien Thornton	8	66.3 400m	0:08.51 600m	1:11.52 [4] (0:22.53)	0:48.99 [10] (0:08.74)	0:40.25 [10] (0:08.64)	0:31.61 [10] (0:08.51)	0:23.10 [8] (0:11.08)	0:12.02 [7] (0:12.02)	2.5L	0:31.61	--
5	5	HEROIC CHIEF Paul Hamblin	5	66.5 400m	0:08.63 1000m	1:11.57 [5] (0:22.37)	0:49.20 [8] (0:08.63)	0:40.57 [7] (0:08.66)	0:31.91 [6] (0:08.65)	0:23.26 [7] (0:11.04)	0:12.22 [4] (0:12.22)	2.7L	0:31.91	--
6	13	READY TO BOOM Nikita Beriman	4	67.2 1000m	0:08.36 1000m	1:11.90 [6] (0:22.04)	0:49.86 [4] (0:08.36)	0:41.50 [3] (0:08.77)	0:32.73 [4] (0:08.73)	0:24.00 [4] (0:11.42)	0:12.58 [3] (0:12.58)	4.5L	0:32.73	--
7	4	DESERT KOBY Angela Jones	9	66.1 1000m	0:08.33 1000m	1:11.96 [7] (0:21.76)	0:50.20 [1] (0:08.33)	0:41.87 [1] (0:08.67)	0:33.20 [1] (0:08.73)	0:24.47 [1] (0:11.57)	0:12.90 [1] (0:12.90)	4.8L	0:33.20	--
8	1	AIR MARSHAL Corey Sutherland	1	66.2 Overall	0:08.40 1000m	1:12.31 [8] (0:22.02)	0:50.29 [3] (0:08.40)	0:41.89 [4] (0:08.69)	0:33.20 [3] (0:08.67)	0:24.53 [3] (0:11.41)	0:13.12 [2] (0:13.12)	6.8L	0:33.20	--
9	20	NORTHUMBRIA Justin Huxtable	10	68.9 Overall	0:08.28 1000m	1:12.77 [9] (0:21.99)	0:50.78 [2] (0:08.28)	0:42.50 [2] (0:08.69)	0:33.81 [2] (0:08.75)	0:25.06 [2] (0:11.66)	0:13.40 [5] (0:13.40)	9.3L	0:33.81	--
10	17	WHISKEY AND BEER Robbie Dolan	7	65.9 Overall	0:08.66 1000m	1:12.80 [10] (0:22.23)	0:50.57 [6] (0:08.66)	0:41.91 [6] (0:08.85)	0:33.06 [8] (0:08.87)	0:24.19 [9] (0:11.49)	0:12.70 [10] (0:12.70)	9.5L	0:33.06	--

Scratched: Sock'emsid (#3), Dealing's Done (#7), Jukebox Glow (#10), Mio Sorrento (#6), Starlea (#14), Badda Boom Baby (#12), Board Member (#9), Vos Savant (#15), Appellant (#16), Deep Fury (#21)

[] Ranking at each section and finish
 -:--:- No data available at this section
 NA No data available
 SCN Saddle cloth number
 DNF Did not finish
 DNT Did not track



Sunshine Coast QLD Professional
Race 6: THE SURF CLUB MOOLOOLABA BENCHMARK 62 Handicap - 1200m
 29 December 2024 - 15:30



Track Rating: Good 4, Weather: Overcast, Rail Position: +2m Entire

Section	Overall	1000m	800m	600m	400m	200m	Last 600m
Field Times	1:11.34 (0:21.76)	0:49.58 (0:08.33)	0:41.25 (0:08.67)	0:32.58 (0:08.73)	0:23.85 (0:11.57)	0:12.28 (0:12.28)	1:11.03

Rank	TAB	Horse/Jockey	Barrier	Top Speed [km/h]	Fastest Section	Overall	1000m	800m	600m	400m	200m	Margin	Distance Travelled [m]	
11	8	GALACTIC LEGEND	3	64.7	0:08.50	1:13.20 [11]	0:50.79 [9]	0:42.18 [8]	0:33.52 [7]	0:25.02 [5]	0:13.60 [9]	11.8L	0:33.52	--
		Kyle Wilson-Taylor		600m	600m	(0:22.41)	(0:08.61)	(0:08.66)	(0:08.50)	(0:11.42)	(0:13.60)			

Scratched: Sock'emsid (#3), Dealing's Done (#7), Jukebox Glow (#10), Mio Sorrento (#6), Starlea (#14), Badda Boom Baby (#12), Board Member (#9), Vos Savant (#15), Appellant (#16), Deep Fury (#21)

[] Ranking at each section and finish
 -:--:-- No data available at this section
 NA No data available

SCN Saddle cloth number
 DNF Did not finish
 DNT Did not track



Horse/Jockey Name	Aged Care
Final Rank	2
Fastest Section Time (Section)	0:08.71 (800m)
Top Speed [km/h] (Section)	67.5 (400m)
Race State	Finished



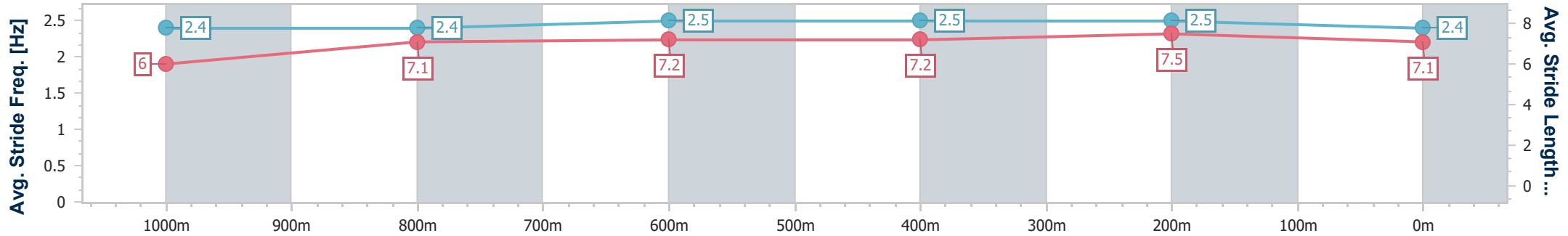
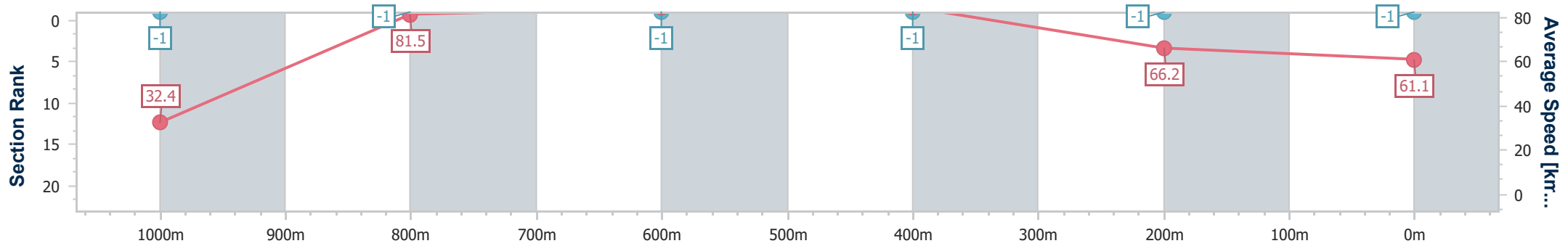
Sunshine Coast QLD Professional
 Race 6: THE SURF CLUB MOOLOOLABA BENCHMARK 62
 Handicap - 1200m



29 December 2024 - 15:30

Track Rating: Good 4, Weather: Overcast, Rail Position: +2m Entire

Section	Overall	1000m	800m	600m	400m	200m
Section Times	1:11.34 [2] (0:22.25)	0:49.09 [7] (0:08.94)	0:40.15 [9] (0:08.71)	0:31.44 [9] (0:08.75)	0:22.69 [10] (0:10.89)	0:11.80 [8] (0:11.80)
Average Speed [km/h]	32.4	81.5	84.3	84.6	66.2	61.1
Top Speed [km/h]	65.5	65.5	64.8	65.1	67.5	63.8
Avg. Dist. to Rail [m]	12.2	5.8	3.2	5.0	11.4	10.9
Avg. Stride Freq. [Hz]	2.4	2.4	2.5	2.5	2.5	2.4
Avg. Stride Length [m]	6.0	7.1	7.2	7.2	7.5	7.1



- [] Ranking at each section and finish
- .-.- No data available at this section
- NA No data available



Horse/Jockey Name	Italian Dancer
Final Rank	3
Fastest Section Time (Section)	0:08.59 (1000m)
Top Speed [km/h] (Section)	66.3 (Overall)
Race State	Finished



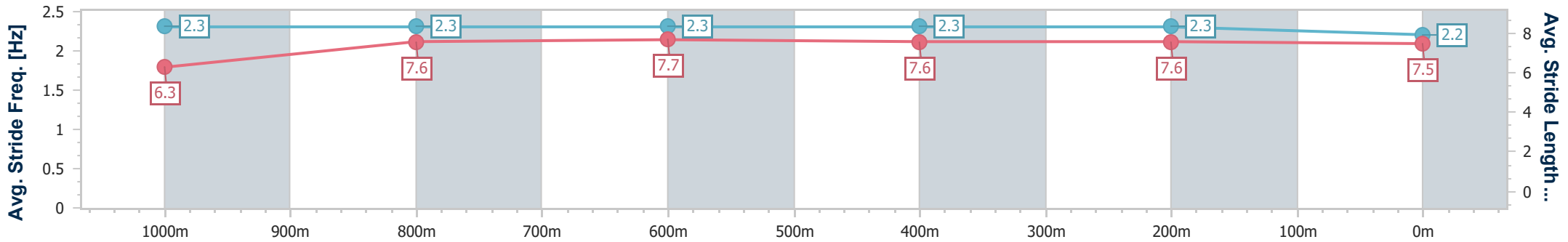
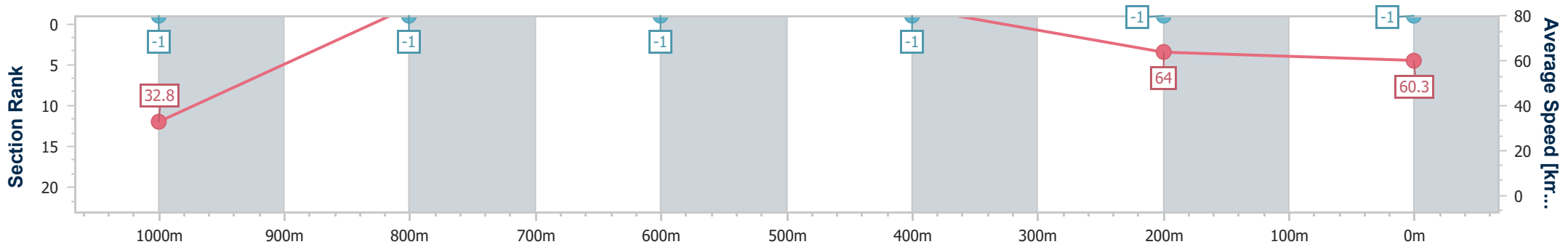
Sunshine Coast QLD Professional
 Race 6: THE SURF CLUB MOOLOOLABA BENCHMARK 62
 Handicap - 1200m



29 December 2024 - 15:30

Track Rating: Good 4, Weather: Overcast, Rail Position: +2m Entire

Section	Overall	1000m	800m	600m	400m	200m
Section Times	1:11.39 [3] (0:22.08)	0:49.31 [5] (0:08.59)	0:40.72 [5] (0:08.74)	0:31.98 [5] (0:08.78)	0:23.20 [6] (0:11.25)	0:11.95 [6] (0:11.95)
Average Speed [km/h]	32.8	84.2	83.9	83.7	64.0	60.3
Top Speed [km/h]	66.3	65.7	64.9	65.3	64.9	62.5
Avg. Dist. to Rail [m]	8.1	3.7	2.7	3.8	8.2	8.8
Avg. Stride Freq. [Hz]	2.3	2.3	2.3	2.3	2.3	2.2
Avg. Stride Length [m]	6.3	7.6	7.7	7.6	7.6	7.5



- [] Ranking at each section and finish
- .-.- No data available at this section
- NA No data available



Horse/Jockey Name	Provance
Final Rank	4
Fastest Section Time (Section)	0:08.51 (600m)
Top Speed [km/h] (Section)	66.3 (400m)
Race State	Finished



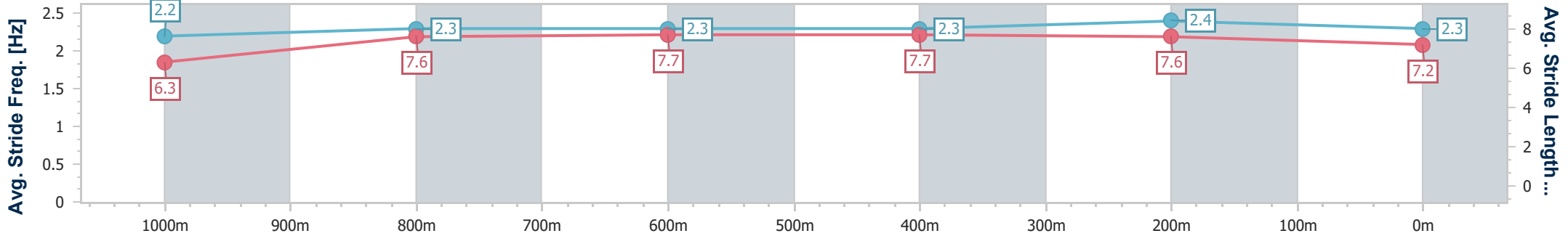
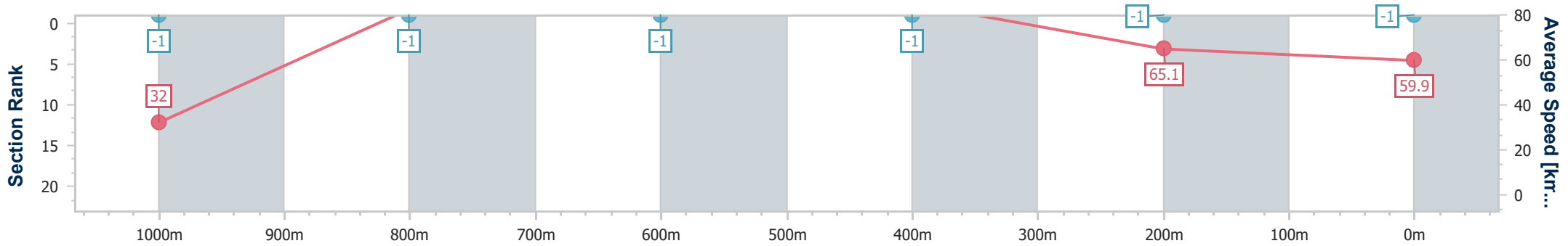
Sunshine Coast QLD Professional
 Race 6: THE SURF CLUB MOOLOOLABA BENCHMARK 62
 Handicap - 1200m



29 December 2024 - 15:30

Track Rating: Good 4, Weather: Overcast, Rail Position: +2m Entire

Section	Overall	1000m	800m	600m	400m	200m
Section Times	1:11.52 [4] (0:22.53)	0:48.99 [10] (0:08.74)	0:40.25 [10] (0:08.64)	0:31.61 [10] (0:08.51)	0:23.10 [8] (0:11.08)	0:12.02 [7] (0:12.02)
Average Speed [km/h]	32.0	82.9	84.4	85.4	65.1	59.9
Top Speed [km/h]	64.3	64.5	65.4	65.2	66.3	62.9
Avg. Dist. to Rail [m]	10.2	4.9	2.0	1.5	6.3	6.6
Avg. Stride Freq. [Hz]	2.2	2.3	2.3	2.3	2.4	2.3
Avg. Stride Length [m]	6.3	7.6	7.7	7.7	7.6	7.2



- [] Ranking at each section and finish
- .-.-.- No data available at this section
- NA No data available



Horse/Jockey Name	Heroic Chief
Final Rank	5
Fastest Section Time (Section)	0:08.63 (1000m)
Top Speed [km/h] (Section)	66.5 (400m)
Race State	Finished



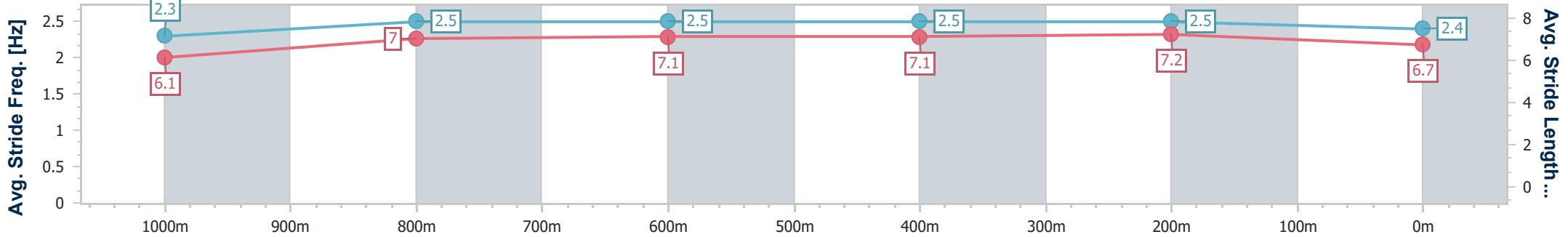
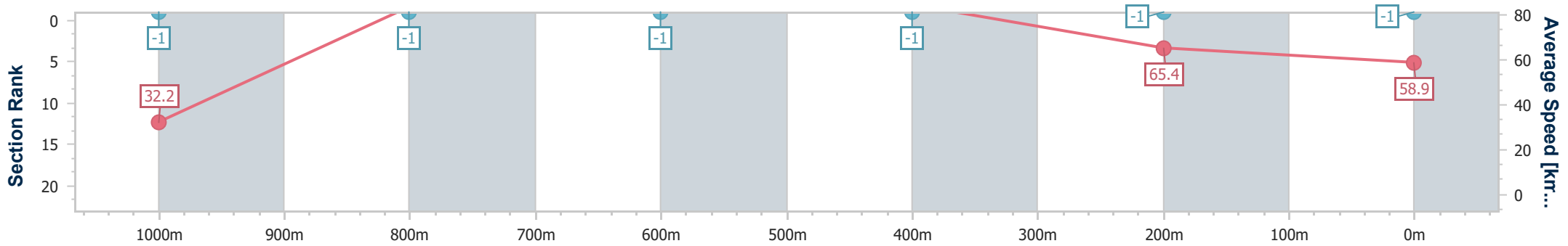
Sunshine Coast QLD Professional
Race 6: THE SURF CLUB MOOLOOLABA BENCHMARK 62
Handicap - 1200m



29 December 2024 - 15:30

Track Rating: Good 4, Weather: Overcast, Rail Position: +2m Entire

Section	Overall	1000m	800m	600m	400m	200m
Section Times	1:11.57 [5] (0:22.37)	0:49.20 [8] (0:08.63)	0:40.57 [7] (0:08.66)	0:31.91 [6] (0:08.65)	0:23.26 [7] (0:11.04)	0:12.22 [4] (0:12.22)
Average Speed [km/h]	32.2	83.8	84.7	84.7	65.4	58.9
Top Speed [km/h]	64.2	64.7	65.8	66.2	66.5	63.3
Avg. Dist. to Rail [m]	6.6	3.8	2.7	3.0	10.1	11.4
Avg. Stride Freq. [Hz]	2.3	2.5	2.5	2.5	2.5	2.4
Avg. Stride Length [m]	6.1	7.0	7.1	7.1	7.2	6.7



- [] Ranking at each section and finish
- .-.-.- No data available at this section
- NA No data available



Horse/Jockey Name	Ready To Boom
Final Rank	6
Fastest Section Time (Section)	0:08.36 (1000m)
Top Speed [km/h] (Section)	67.2 (1000m)
Race State	Finished



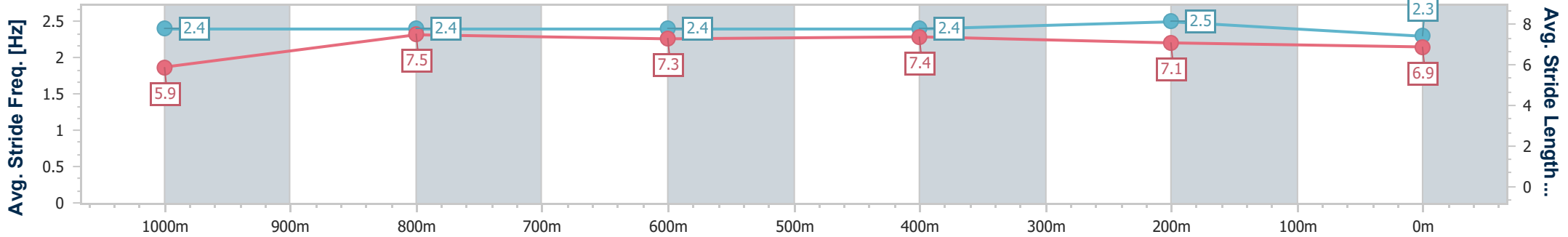
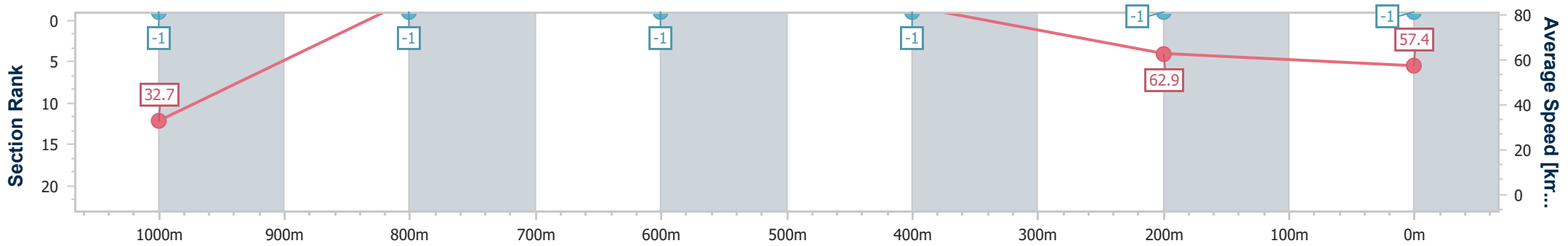
Sunshine Coast QLD Professional
 Race 6: THE SURF CLUB MOOLOOLABA BENCHMARK 62
 Handicap - 1200m



29 December 2024 - 15:30

Track Rating: Good 4, Weather: Overcast, Rail Position: +2m Entire

Section	Overall	1000m	800m	600m	400m	200m
Section Times	1:11.90 [6] (0:22.04)	0:49.86 [4] (0:08.36)	0:41.50 [3] (0:08.77)	0:32.73 [4] (0:08.73)	0:24.00 [4] (0:11.42)	0:12.58 [3] (0:12.58)
Average Speed [km/h]	32.7	86.8	83.8	83.9	62.9	57.4
Top Speed [km/h]	65.7	67.2	65.7	64.7	64.7	60.7
Avg. Dist. to Rail [m]	5.7	2.8	3.4	2.8	5.5	6.6
Avg. Stride Freq. [Hz]	2.4	2.4	2.4	2.4	2.5	2.3
Avg. Stride Length [m]	5.9	7.5	7.3	7.4	7.1	6.9



- [] Ranking at each section and finish
- .-.-.- No data available at this section
- NA No data available



Horse/Jockey Name	Desert Koby
Final Rank	7
Fastest Section Time (Section)	0:08.33 (1000m)
Top Speed [km/h] (Section)	66.1 (1000m)
Race State	Finished



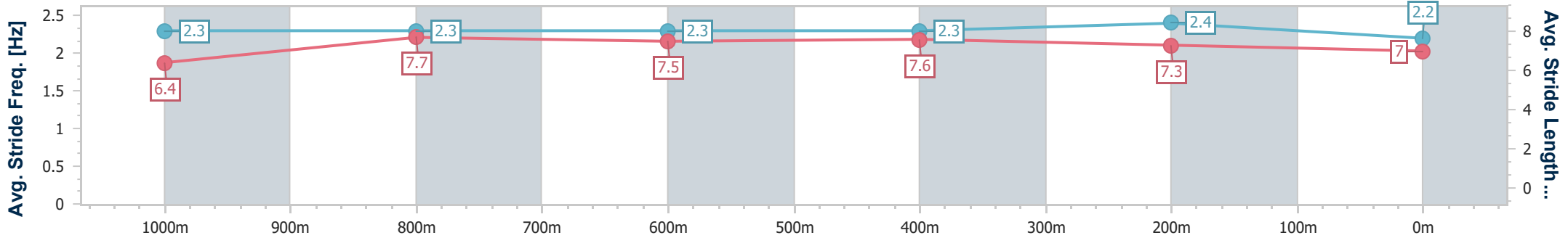
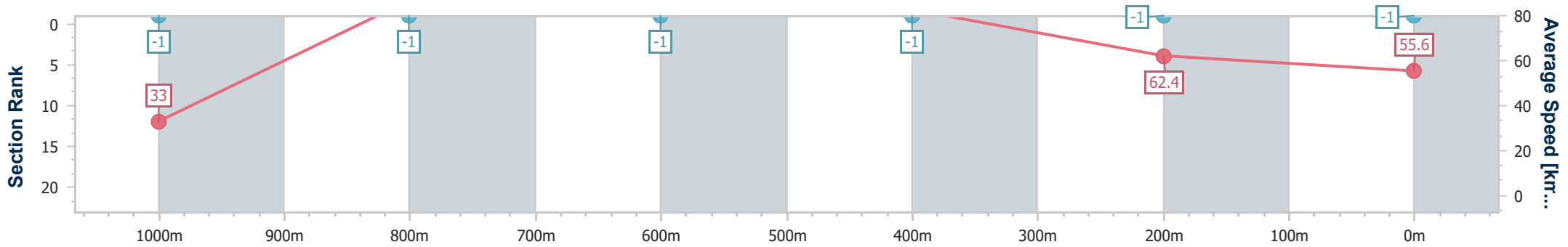
Sunshine Coast QLD Professional
 Race 6: THE SURF CLUB MOOLOOLABA BENCHMARK 62
 Handicap - 1200m



29 December 2024 - 15:30

Track Rating: Good 4, Weather: Overcast, Rail Position: +2m Entire

Section	Overall	1000m	800m	600m	400m	200m
Section Times	1:11.96 [7] (0:21.76)	0:50.20 [1] (0:08.33)	0:41.87 [1] (0:08.67)	0:33.20 [1] (0:08.73)	0:24.47 [1] (0:11.57)	0:12.90 [1] (0:12.90)
Average Speed [km/h]	33.0	87.2	83.6	83.0	62.4	55.6
Top Speed [km/h]	65.2	66.1	64.2	64.5	64.4	59.7
Avg. Dist. to Rail [m]	6.8	2.1	1.5	1.2	4.3	4.6
Avg. Stride Freq. [Hz]	2.3	2.3	2.3	2.3	2.4	2.2
Avg. Stride Length [m]	6.4	7.7	7.5	7.6	7.3	7.0



- [] Ranking at each section and finish
- .-.-.- No data available at this section
- NA No data available



Horse/Jockey Name	Air Marshal
Final Rank	8
Fastest Section Time (Section)	0:08.40 (1000m)
Top Speed [km/h] (Section)	66.2 (Overall)
Race State	Finished



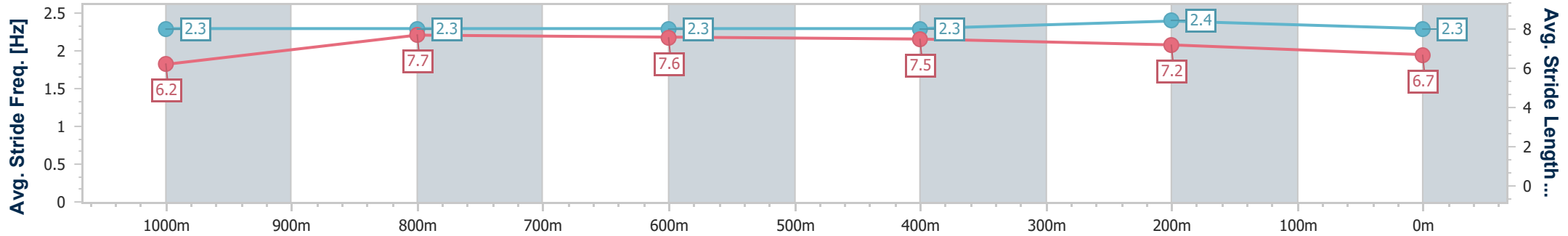
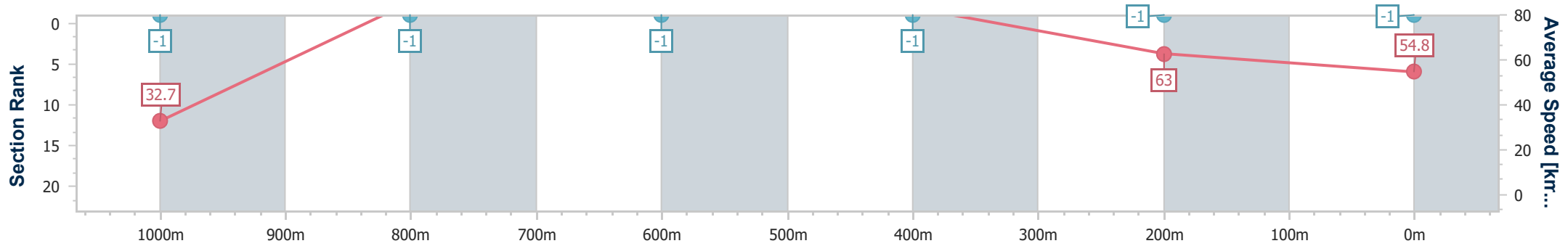
Sunshine Coast QLD Professional
 Race 6: THE SURF CLUB MOOLOOLABA BENCHMARK 62
 Handicap - 1200m



29 December 2024 - 15:30

Track Rating: Good 4, Weather: Overcast, Rail Position: +2m Entire

Section	Overall	1000m	800m	600m	400m	200m
Section Times	1:12.31 [8] (0:22.02)	0:50.29 [3] (0:08.40)	0:41.89 [4] (0:08.69)	0:33.20 [3] (0:08.67)	0:24.53 [3] (0:11.41)	0:13.12 [2] (0:13.12)
Average Speed [km/h]	32.7	86.0	83.5	83.5	63.0	54.8
Top Speed [km/h]	66.2	65.8	64.1	65.0	65.2	60.0
Avg. Dist. to Rail [m]	2.5	1.8	1.3	0.6	0.6	0.4
Avg. Stride Freq. [Hz]	2.3	2.3	2.3	2.3	2.4	2.3
Avg. Stride Length [m]	6.2	7.7	7.6	7.5	7.2	6.7



- [] Ranking at each section and finish
- .-.- No data available at this section
- NA No data available



Horse/Jockey Name	Northumbria
Final Rank	9
Fastest Section Time (Section)	0:08.28 (1000m)
Top Speed [km/h] (Section)	68.9 (Overall)
Race State	Finished



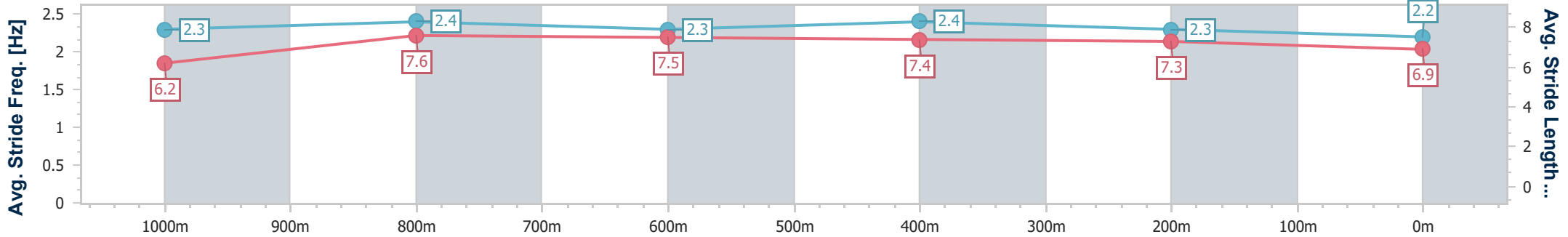
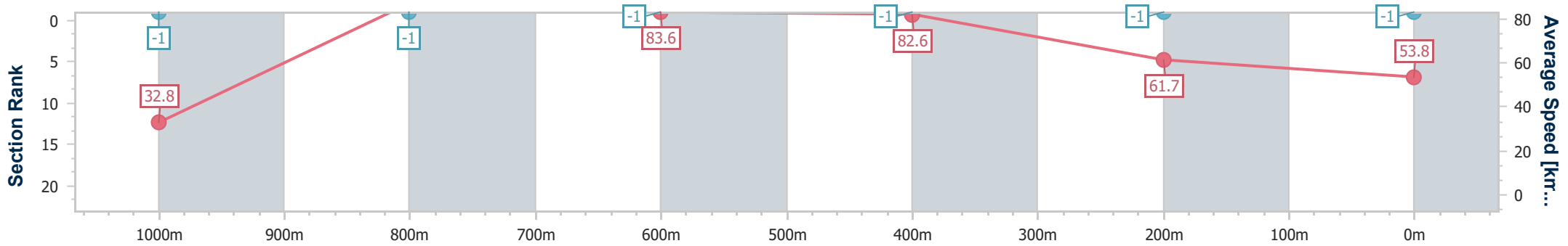
Sunshine Coast QLD Professional
 Race 6: THE SURF CLUB MOOLOOLABA BENCHMARK 62
 Handicap - 1200m



29 December 2024 - 15:30

Track Rating: Good 4, Weather: Overcast, Rail Position: +2m Entire

Section	Overall	1000m	800m	600m	400m	200m
Section Times	1:12.77 [9] (0:21.99)	0:50.78 [2] (0:08.28)	0:42.50 [2] (0:08.69)	0:33.81 [2] (0:08.75)	0:25.06 [2] (0:11.66)	0:13.40 [5] (0:13.40)
Average Speed [km/h]	32.8	87.6	83.6	82.6	61.7	53.8
Top Speed [km/h]	68.9	68.7	64.4	63.9	63.1	58.2
Avg. Dist. to Rail [m]	10.7	3.5	1.4	0.7	4.7	4.8
Avg. Stride Freq. [Hz]	2.3	2.4	2.3	2.4	2.3	2.2
Avg. Stride Length [m]	6.2	7.6	7.5	7.4	7.3	6.9



- [] Ranking at each section and finish
- :-:- No data available at this section
- NA No data available



Horse/Jockey Name	Whiskey And Beer
Final Rank	10
Fastest Section Time (Section)	0:08.66 (1000m)
Top Speed [km/h] (Section)	65.9 (Overall)
Race State	Finished



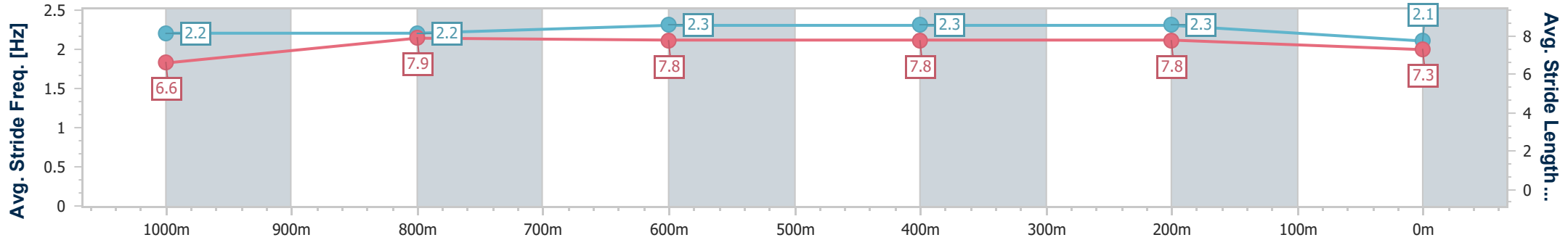
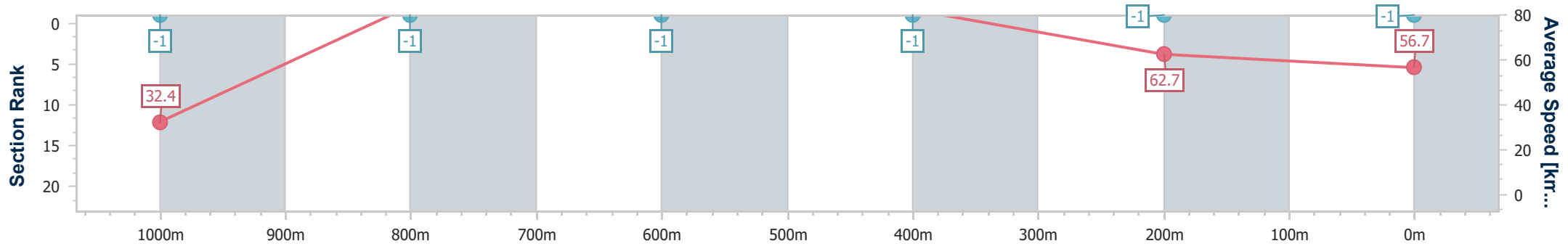
Sunshine Coast QLD Professional
 Race 6: THE SURF CLUB MOOLOOLABA BENCHMARK 62
 Handicap - 1200m



29 December 2024 - 15:30

Track Rating: Good 4, Weather: Overcast, Rail Position: +2m Entire

Section	Overall	1000m	800m	600m	400m	200m
Section Times	1:12.80 [10] (0:22.23)	0:50.57 [6] (0:08.66)	0:41.91 [6] (0:08.85)	0:33.06 [8] (0:08.87)	0:24.19 [9] (0:11.49)	0:12.70 [10] (0:12.70)
Average Speed [km/h]	32.4	84.3	83.1	82.6	62.7	56.7
Top Speed [km/h]	65.9	65.2	64.6	64.6	64.1	60.3
Avg. Dist. to Rail [m]	9.1	4.8	3.8	3.5	5.4	6.8
Avg. Stride Freq. [Hz]	2.2	2.2	2.3	2.3	2.3	2.1
Avg. Stride Length [m]	6.6	7.9	7.8	7.8	7.8	7.3



- [] Ranking at each section and finish
- .-.- No data available at this section
- NA No data available



Horse/Jockey Name	Galactic Legend
Final Rank	11
Fastest Section Time (Section)	0:08.50 (600m)
Top Speed [km/h] (Section)	64.7 (600m)
Race State	Finished



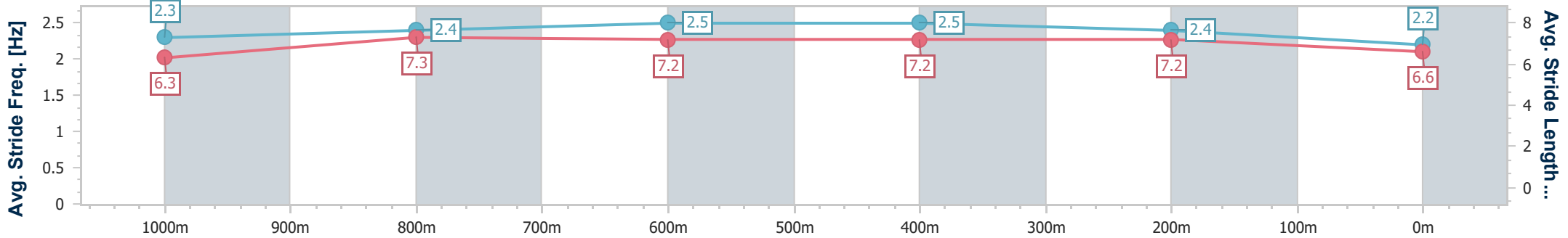
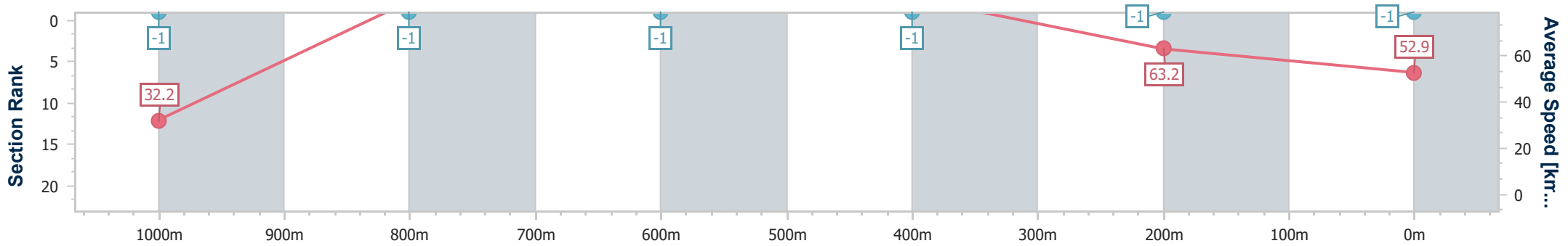
Sunshine Coast QLD Professional
Race 6: THE SURF CLUB MOOLOOLABA BENCHMARK 62
Handicap - 1200m



29 December 2024 - 15:30

Track Rating: Good 4, Weather: Overcast, Rail Position: +2m Entire

Section	Overall	1000m	800m	600m	400m	200m
Section Times	1:13.20 [11] (0:22.41)	0:50.79 [9] (0:08.61)	0:42.18 [8] (0:08.66)	0:33.52 [7] (0:08.50)	0:25.02 [5] (0:11.42)	0:13.60 [9] (0:13.60)
Average Speed [km/h]	32.2	83.9	83.6	85.2	63.2	52.9
Top Speed [km/h]	63.9	64.5	64.6	64.7	64.5	59.5
Avg. Dist. to Rail [m]	4.5	2.0	1.3	1.1	4.1	2.9
Avg. Stride Freq. [Hz]	2.3	2.4	2.5	2.5	2.4	2.2
Avg. Stride Length [m]	6.3	7.3	7.2	7.2	7.2	6.6



- [] Ranking at each section and finish
- .-.- No data available at this section
- NA No data available



Horse/Jockey Name	About To Explode
Final Rank	1
Fastest Section Time (Section)	-:--:--
Top Speed [km/h] (Section)	--.-
Race State	DidNotTrack



Sunshine Coast QLD Professional
 Race 6: THE SURF CLUB MOOLOOLABA BENCHMARK 62
 Handicap - 1200m



29 December 2024 - 15:30

Track Rating: Good 4, Weather: Overcast, Rail Position: +2m Entire

Section	Overall	1000m	800m	600m	400m	200m							
Section Times	-:--:--	-:--:--	-:--:--	-:--:--	-:--:--	-:--:--							
Average Speed [km/h]	--.-	--.-	--.-	--.-	--.-	--.-							
Top Speed [km/h]	--.-	--.-	--.-	--.-	--.-	--.-							
Avg. Dist. to Rail [m]	--	--	--	--	--	--							
Avg. Stride Freq. [Hz]	--.-	--.-	--.-	--.-	--.-	--.-							
Avg. Stride Length [m]	--.-	--.-	--.-	--.-	--.-	--.-							

- [] Ranking at each section and finish
- :--:-- No data available at this section
- NA No data available



Sunshine Coast QLD Professional

Race 7: TAB Class 1 Handicap - 1400m

29 December 2024 - 16:04



Track Rating: Good 4, Weather: Overcast, Rail Position: +2m Entire

Section		Field Times										Last 600m				
		Overall	1200m	1000m	800m	600m	400m						0:35.36			
		(0:14.05)	(0:11.30)	(0:11.62)	(0:12.35)	(0:11.89)	(0:11.59)									
Rank	TAB	Horse/Jockey	Barrier	Top Speed [km/h]	Fastest Section											Distance Travelled [m]
1	8	BANANA SLIDE Kyle Wilson-Taylor	3	65.5 400m	0:11.22 400m	1:24.68 [1] (0:14.36)	1:10.32 [5] (0:11.55)	0:58.77 [6] (0:11.75)	0:47.02 [6] (0:12.20)	0:34.82 [6] (0:11.72)	0:23.10 [5] (0:11.22)	0:34.82				
2	7	PEACEFUL PRINCE Damien Thornton	7	66.5 400m	0:10.97 400m	1:24.89 [2] (0:14.74)	1:10.15 [9] (0:11.66)	0:58.49 [9] (0:11.76)	0:46.73 [9] (0:12.21)	0:34.52 [10] (0:11.72)	0:22.80 [10] (0:10.97)	0:34.52 +3				
3	13	BLACK OPIUM Michael Rodd	5	66.1 400m	0:11.11 400m	1:24.94 [3] (0:14.45)	1:10.49 [7] (0:11.71)	0:58.78 [7] (0:11.75)	0:47.03 [7] (0:12.25)	0:34.78 [7] (0:11.74)	0:23.04 [7] (0:11.11)	0:34.78 +5				
4	4	FOURANDAHALF Jag Guthmann-Chester	6	63.8 1200m	0:11.37 1200m	1:25.09 [4] (0:14.14)	1:10.95 [2] (0:11.37)	0:59.58 [3] (0:11.71)	0:47.87 [3] (0:12.32)	0:35.55 [3] (0:11.94)	0:23.61 [3] (0:11.52)	0:35.55 -1				
5	3	BETTER BE SLICK Justin Huxtable	8	65.6 1200m	0:11.18 1200m	1:25.12 [5] (0:14.29)	1:10.83 [4] (0:11.18)	0:59.65 [2] (0:11.66)	0:47.99 [2] (0:12.32)	0:35.67 [2] (0:11.95)	0:23.72 [2] (0:11.54)	0:35.67 +2				
6	1	STARLIGHT NATION Ryan Maloney	1	64.8 1200m	0:11.30 1200m	1:25.15 [6] (0:14.05)	1:11.10 [1] (0:11.30)	0:59.80 [1] (0:11.62)	0:48.18 [1] (0:12.35)	0:35.83 [1] (0:11.89)	0:23.94 [1] (0:11.65)	0:35.83 +0				
7	6	ABLE SEAMAN Angela Jones	4	64.3 400m	0:11.34 400m	1:25.18 [7] (0:14.51)	1:10.67 [8] (0:11.67)	0:59.00 [8] (0:11.74)	0:47.26 [8] (0:12.24)	0:35.02 [8] (0:11.75)	0:23.27 [8] (0:11.34)	0:35.02 +0				
8	11	SO YOU CAN TORQUE Andrew Mallyon	10	64.5 400m	0:11.36 400m	1:25.28 [8] (0:14.85)	1:10.43 [10] (0:11.76)	0:58.67 [10] (0:11.61)	0:47.06 [10] (0:12.14)	0:34.92 [9] (0:11.61)	0:23.31 [9] (0:11.36)	0:34.92 -4				
9	19	EARLSTON Anthony Allen	9	64.4 1200m	0:11.33 1200m	1:25.40 [9] (0:14.28)	1:11.12 [3] (0:11.33)	0:59.79 [4] (0:11.69)	0:48.10 [4] (0:12.36)	0:35.74 [4] (0:11.90)	0:23.84 [4] (0:11.59)	0:35.74 +2				
10	16	LOST MY NIGHTIE Samantha Collett	2	63.9 1200m	0:11.42 1200m	1:25.66 [10] (0:14.43)	1:11.23 [6] (0:11.42)	0:59.81 [5] (0:11.72)	0:48.09 [5] (0:12.27)	0:35.82 [5] (0:11.84)	0:23.98 [6] (0:11.55)	0:35.82 -1				

Scratched: Midnight Drifter (#17), Scribble (#18), Blitzum (#14), Bernice's Spirit (#12), Grey Impact (#9), Rothesay's Lad (#5), Cattrall (#15), Hamilton Brown (#10), Just Flying (#2)

[] Ranking at each section and finish
 -:-:- No data available at this section
 NA No data available

SCN Saddle cloth number
 DNF Did not finish
 DNT Did not track



Sunshine Coast QLD Professional

Race 7: TAB Class 1 Handicap - 1400m

29 December 2024 - 16:04



Track Rating: Good 4, Weather: Overcast, Rail Position: +2m Entire

Section				200m				Last 600m	
Field Times				0:11.88 (0:11.88)				0:35.36	
Rank	TAB	Horse/Jockey	Barrier	Top Speed [km/h]	Fastest Section	Margin			Distance Travelled [m]
1	8	BANANA SLIDE Kyle Wilson-Taylor	3	65.5 400m	0:11.22 400m	0:11.88 [1] (0:11.88)	1:24.68		0:34.82
2	7	PEACEFUL PRINCE Damien Thornton	7	66.5 400m	0:10.97 400m	0:11.83 [6] (0:11.83)	1L		0:34.52 +3
3	13	BLACK OPIUM Michael Rodd	5	66.1 400m	0:11.11 400m	0:11.93 [5] (0:11.93)	1.2L		0:34.78 +5
4	4	FOURANDAHALF Jag Guthmann-Chester	6	63.8 1200m	0:11.37 1200m	0:12.09 [4] (0:12.09)	2L		0:35.55 -1
5	3	BETTER BE SLICK Justin Huxtable	8	65.6 1200m	0:11.18 1200m	0:12.18 [3] (0:12.18)	2.2L		0:35.67 +2
6	1	STARLIGHT NATION Ryan Maloney	1	64.8 1200m	0:11.30 1200m	0:12.29 [2] (0:12.29)	2.3L		0:35.83 +0
7	6	ABLE SEAMAN Angela Jones	4	64.3 400m	0:11.34 400m	0:11.93 [9] (0:11.93)	2.5L		0:35.02 +0
8	11	SO YOU CAN TORQUE Andrew Mallyon	10	64.5 400m	0:11.36 400m	0:11.95 [10] (0:11.95)	3L		0:34.92 -4
9	19	EARLSTON Anthony Allen	9	64.4 1200m	0:11.33 1200m	0:12.25 [7] (0:12.25)	3.5L		0:35.74 +2
10	16	LOST MY NIGHTIE Samantha Collett	2	63.9 1200m	0:11.42 1200m	0:12.43 [8] (0:12.43)	5L		0:35.82 -1

Scratched: Midnight Drifter (#17), Scribble (#18), Blitzum (#14), Bernice's Spirit (#12), Grey Impact (#9), Rothesay's Lad (#5), Cattrall (#15), Hamilton Brown (#10), Just Flying (#2)

[] Ranking at each section and finish
 -:-:- No data available at this section
 NA No data available

SCN Saddle cloth number
 DNF Did not finish
 DNT Did not track



Horse/Jockey Name	Banana Slide
Final Rank	1
Fastest Section Time (Section)	0:11.22 (400m)
Top Speed [km/h] (Section)	65.5 (400m)
Race State	Finished



Sunshine Coast QLD Professional

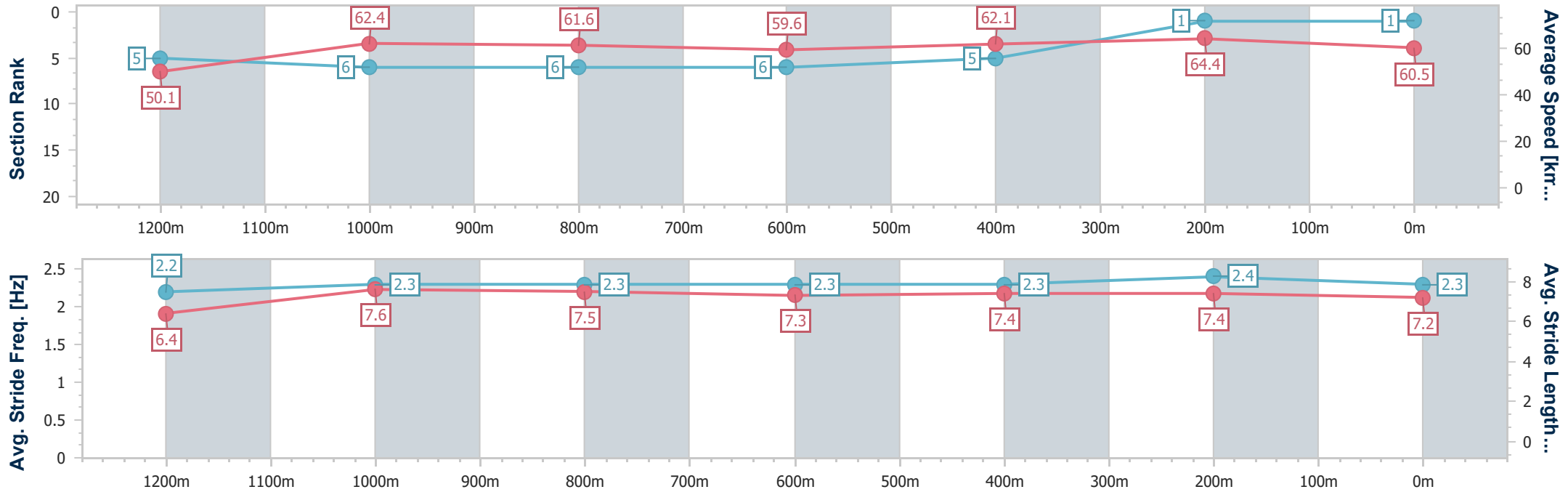
Race 7: TAB Class 1 Handicap - 1400m



29 December 2024 - 16:04

Track Rating: Good 4, Weather: Overcast, Rail Position: +2m Entire

Section	Overall	1200m	1000m	800m	600m	400m	200m
Section Times	1:24.68 [1] (0:14.36)	1:10.32 [5] (0:11.55)	0:58.77 [6] (0:11.75)	0:47.02 [6] (0:12.20)	0:34.82 [6] (0:11.72)	0:23.10 [5] (0:11.22)	0:11.88 [1] (0:11.88)
Average Speed [km/h]	50.1	62.4	61.6	59.6	62.1	64.4	60.5
Top Speed [km/h]	61.9	63.6	63.6	60.4	65.3	65.5	63.2
Avg. Dist. to Rail [m]	6.6	4.0	2.8	1.6	2.0	6.1	9.1
Avg. Stride Freq. [Hz]	2.2	2.3	2.3	2.3	2.3	2.4	2.3
Avg. Stride Length [m]	6.4	7.6	7.5	7.3	7.4	7.4	7.2



- [] Ranking at each section and finish
- .-.- No data available at this section
- NA No data available



Horse/Jockey Name	Peaceful Prince
Final Rank	2
Fastest Section Time (Section)	0:10.97 (400m)
Top Speed [km/h] (Section)	66.5 (400m)
Race State	Finished



Sunshine Coast QLD Professional

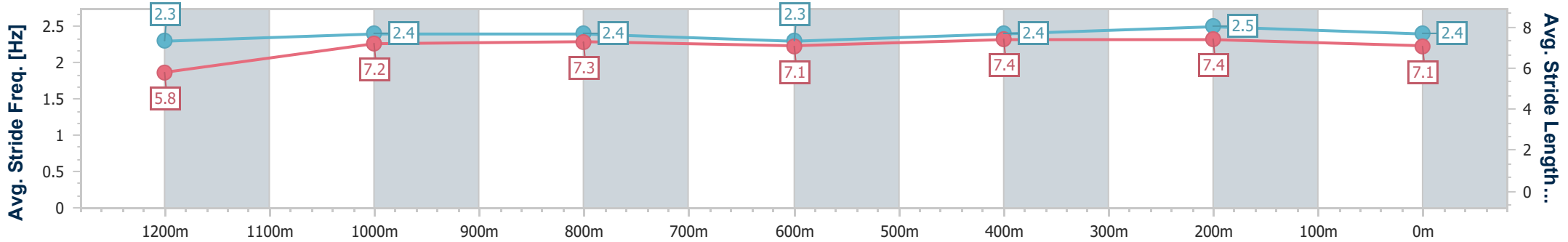
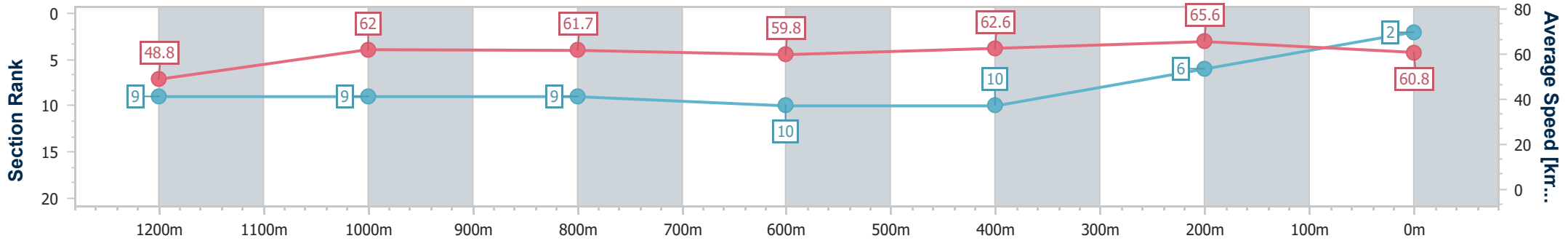
Race 7: TAB Class 1 Handicap - 1400m



29 December 2024 - 16:04

Track Rating: Good 4, Weather: Overcast, Rail Position: +2m Entire

Section	Overall	1200m	1000m	800m	600m	400m	200m
Section Times	1:24.89 [2] (0:14.74)	1:10.15 [9] (0:11.66)	0:58.49 [9] (0:11.76)	0:46.73 [9] (0:12.21)	0:34.52 [10] (0:11.72)	0:22.80 [10] (0:10.97)	0:11.83 [6] (0:11.83)
Average Speed [km/h]	48.8	62.0	61.7	59.8	62.6	65.6	60.8
Top Speed [km/h]	60.4	63.6	62.8	61.2	65.0	66.5	64.3
Avg. Dist. to Rail [m]	9.7	4.7	3.1	2.6	2.7	8.8	11.9
Avg. Stride Freq. [Hz]	2.3	2.4	2.4	2.3	2.4	2.5	2.4
Avg. Stride Length [m]	5.8	7.2	7.3	7.1	7.4	7.4	7.1



- [] Ranking at each section and finish
- .-.- No data available at this section
- NA No data available



Horse/Jockey Name	Black Opium
Final Rank	3
Fastest Section Time (Section)	0:11.11 (400m)
Top Speed [km/h] (Section)	66.1 (400m)
Race State	Finished



Sunshine Coast QLD Professional

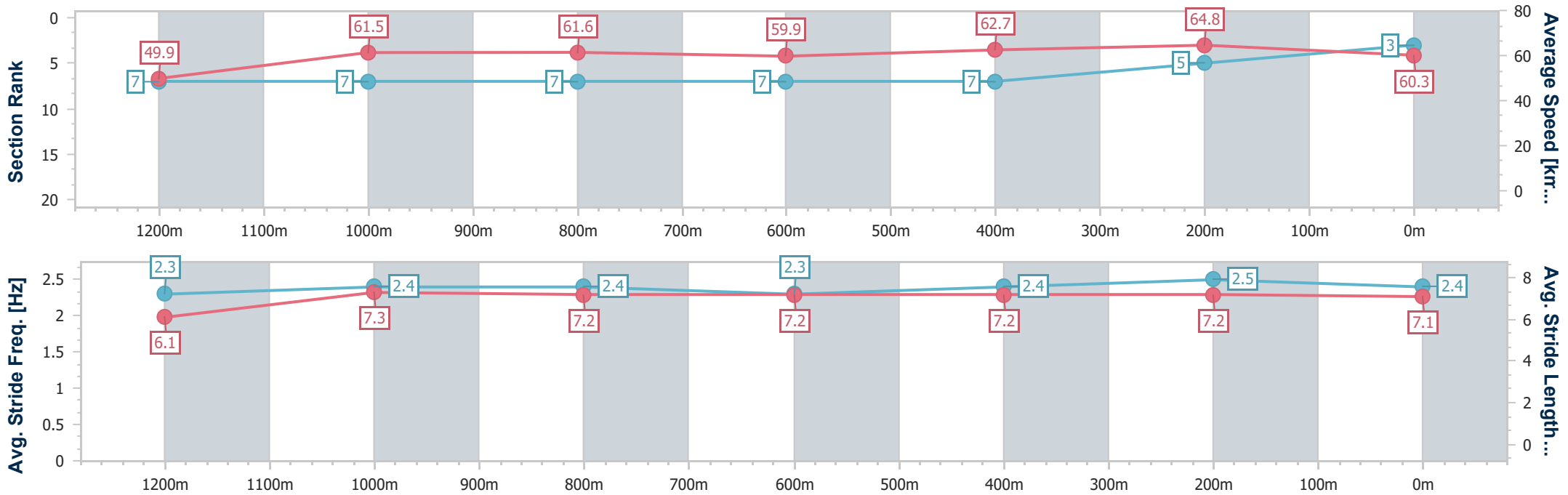
Race 7: TAB Class 1 Handicap - 1400m

29 December 2024 - 16:04



Track Rating: Good 4, Weather: Overcast, Rail Position: +2m Entire

Section	Overall	1200m	1000m	800m	600m	400m	200m
Section Times	1:24.94 [3] (0:14.45)	1:10.49 [7] (0:11.71)	0:58.78 [7] (0:11.75)	0:47.03 [7] (0:12.25)	0:34.78 [7] (0:11.74)	0:23.04 [7] (0:11.11)	0:11.93 [5] (0:11.93)
Average Speed [km/h]	49.9	61.5	61.6	59.9	62.7	64.8	60.3
Top Speed [km/h]	62.8	62.9	63.0	61.3	65.4	66.1	62.7
Avg. Dist. to Rail [m]	7.6	4.0	2.6	3.0	3.7	7.4	10.7
Avg. Stride Freq. [Hz]	2.3	2.4	2.4	2.3	2.4	2.5	2.4
Avg. Stride Length [m]	6.1	7.3	7.2	7.2	7.2	7.2	7.1



- [] Ranking at each section and finish
- .-.- No data available at this section
- NA No data available



Horse/Jockey Name	Fourandahalf
Final Rank	4
Fastest Section Time (Section)	0:11.37 (1200m)
Top Speed [km/h] (Section)	63.8 (1200m)
Race State	Finished



Sunshine Coast QLD Professional

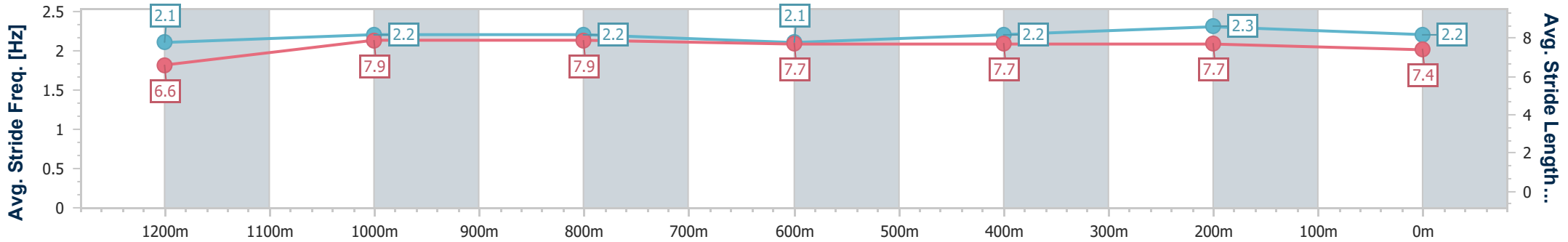
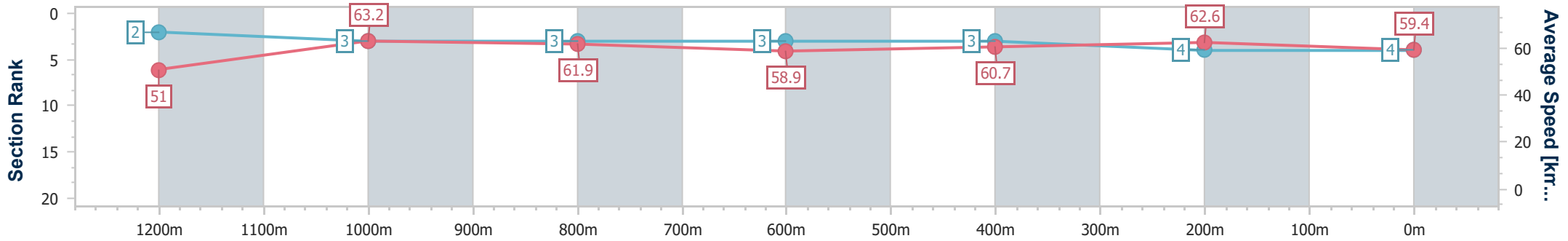
Race 7: TAB Class 1 Handicap - 1400m



29 December 2024 - 16:04

Track Rating: Good 4, Weather: Overcast, Rail Position: +2m Entire

Section	Overall	1200m	1000m	800m	600m	400m	200m
Section Times	1:25.09 [4] (0:14.14)	1:10.95 [2] (0:11.37)	0:59.58 [3] (0:11.71)	0:47.87 [3] (0:12.32)	0:35.55 [3] (0:11.94)	0:23.61 [3] (0:11.52)	0:12.09 [4] (0:12.09)
Average Speed [km/h]	51.0	63.2	61.9	58.9	60.7	62.6	59.4
Top Speed [km/h]	62.9	63.8	63.2	60.3	62.5	63.0	61.8
Avg. Dist. to Rail [m]	8.5	3.8	2.1	1.7	1.1	2.8	3.9
Avg. Stride Freq. [Hz]	2.1	2.2	2.2	2.1	2.2	2.3	2.2
Avg. Stride Length [m]	6.6	7.9	7.9	7.7	7.7	7.7	7.4



- [] Ranking at each section and finish
- .-.- No data available at this section
- NA No data available



Horse/Jockey Name	Better Be Slick
Final Rank	5
Fastest Section Time (Section)	0:11.18 (1200m)
Top Speed [km/h] (Section)	65.6 (1200m)
Race State	Finished



Sunshine Coast QLD Professional

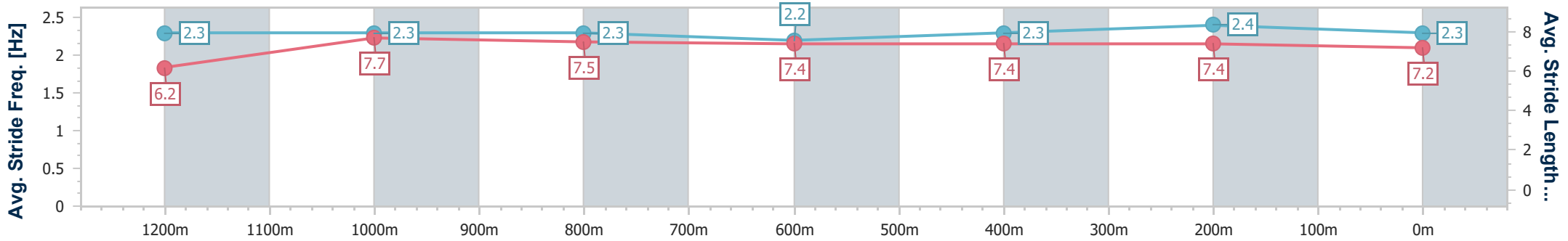
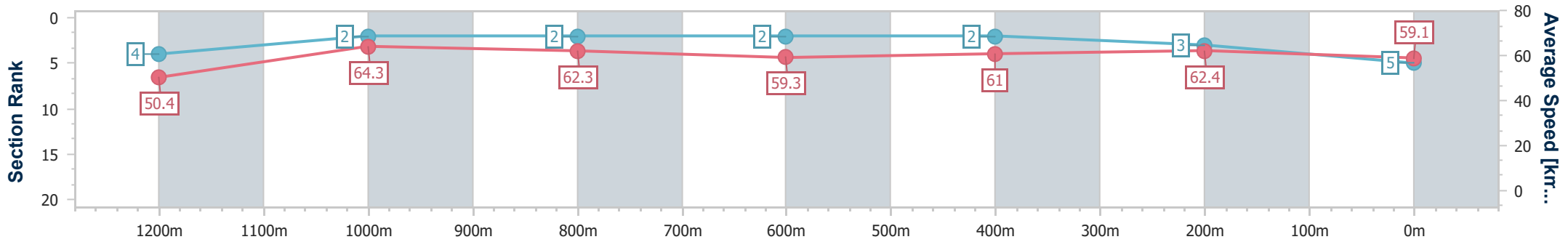
Race 7: TAB Class 1 Handicap - 1400m

29 December 2024 - 16:04



Track Rating: Good 4, Weather: Overcast, Rail Position: +2m Entire

Section	Overall	1200m	1000m	800m	600m	400m	200m
Section Times	1:25.12 [5] (0:14.29)	1:10.83 [4] (0:11.18)	0:59.65 [2] (0:11.66)	0:47.99 [2] (0:12.32)	0:35.67 [2] (0:11.95)	0:23.72 [2] (0:11.54)	0:12.18 [3] (0:12.18)
Average Speed [km/h]	50.4	64.3	62.3	59.3	61.0	62.4	59.1
Top Speed [km/h]	64.3	65.6	64.3	60.6	62.0	63.0	61.6
Avg. Dist. to Rail [m]	10.4	5.0	3.3	2.6	1.9	5.1	7.3
Avg. Stride Freq. [Hz]	2.3	2.3	2.3	2.2	2.3	2.4	2.3
Avg. Stride Length [m]	6.2	7.7	7.5	7.4	7.4	7.4	7.2



- [] Ranking at each section and finish
- .-.- No data available at this section
- NA No data available



Horse/Jockey Name	Starlight Nation
Final Rank	6
Fastest Section Time (Section)	0:11.30 (1200m)
Top Speed [km/h] (Section)	64.8 (1200m)
Race State	Finished



Sunshine Coast QLD Professional

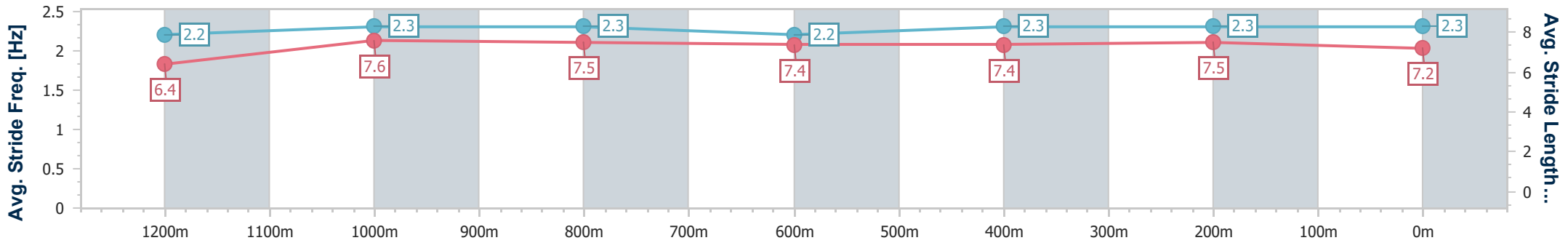
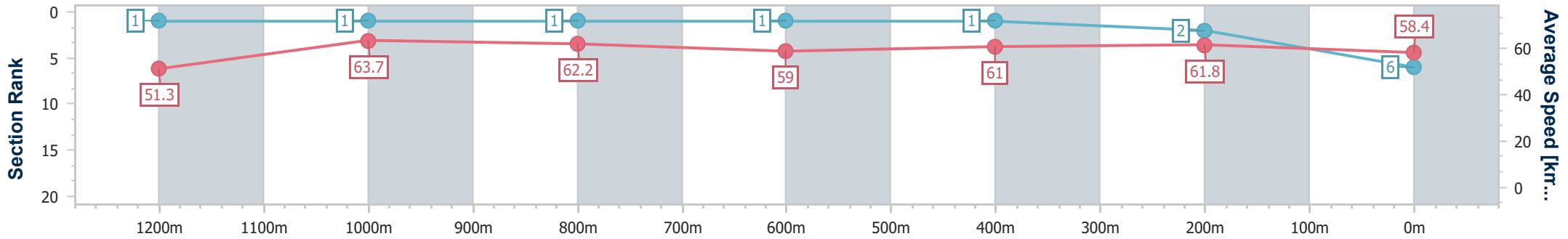
Race 7: TAB Class 1 Handicap - 1400m



29 December 2024 - 16:04

Track Rating: Good 4, Weather: Overcast, Rail Position: +2m Entire

Section	Overall	1200m	1000m	800m	600m	400m	200m
Section Times	1:25.15 [6] (0:14.05)	1:11.10 [1] (0:11.30)	0:59.80 [1] (0:11.62)	0:48.18 [1] (0:12.35)	0:35.83 [1] (0:11.89)	0:23.94 [1] (0:11.65)	0:12.29 [2] (0:12.29)
Average Speed [km/h]	51.3	63.7	62.2	59.0	61.0	61.8	58.4
Top Speed [km/h]	63.8	64.8	64.1	60.5	62.6	63.0	60.9
Avg. Dist. to Rail [m]	4.9	2.9	2.3	2.0	1.2	3.6	5.4
Avg. Stride Freq. [Hz]	2.2	2.3	2.3	2.2	2.3	2.3	2.3
Avg. Stride Length [m]	6.4	7.6	7.5	7.4	7.4	7.5	7.2



- [] Ranking at each section and finish
- .-.- No data available at this section
- NA No data available



Horse/Jockey Name	Able Seaman
Final Rank	7
Fastest Section Time (Section)	0:11.34 (400m)
Top Speed [km/h] (Section)	64.3 (400m)
Race State	Finished



Sunshine Coast QLD Professional

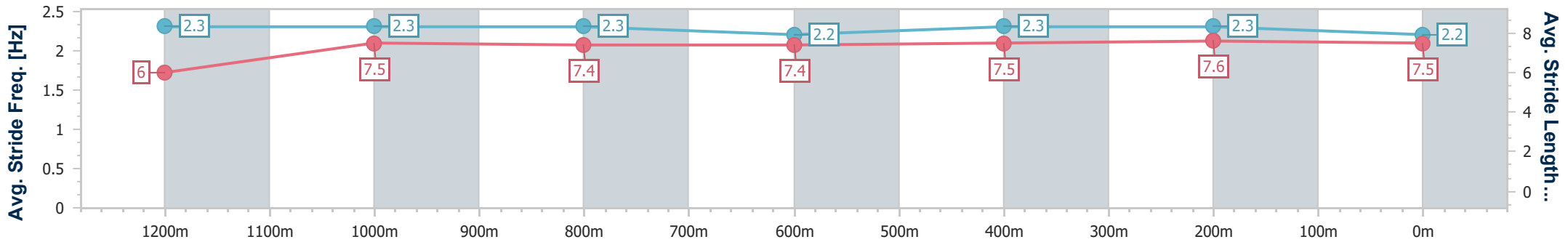
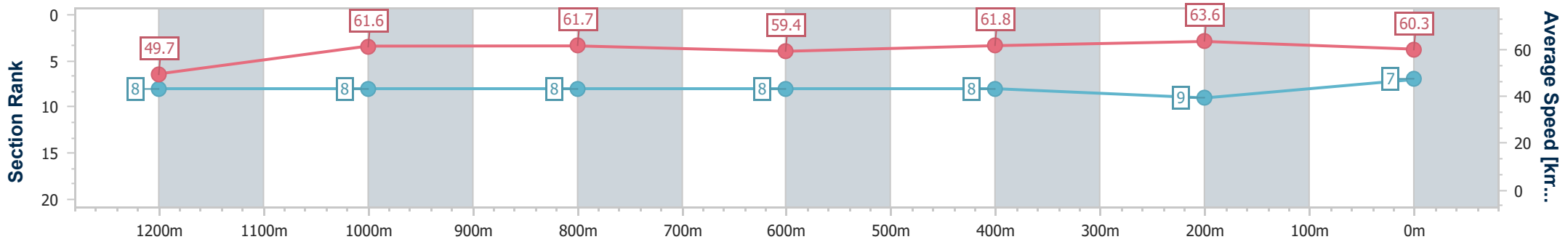
Race 7: TAB Class 1 Handicap - 1400m

29 December 2024 - 16:04



Track Rating: Good 4, Weather: Overcast, Rail Position: +2m Entire

Section	Overall	1200m	1000m	800m	600m	400m	200m
Section Times	1:25.18 [7] (0:14.51)	1:10.67 [8] (0:11.67)	0:59.00 [8] (0:11.74)	0:47.26 [8] (0:12.24)	0:35.02 [8] (0:11.75)	0:23.27 [8] (0:11.34)	0:11.93 [9] (0:11.93)
Average Speed [km/h]	49.7	61.6	61.7	59.4	61.8	63.6	60.3
Top Speed [km/h]	63.0	62.5	63.0	60.8	64.2	64.3	61.8
Avg. Dist. to Rail [m]	6.6	3.3	2.0	1.4	1.5	6.8	9.1
Avg. Stride Freq. [Hz]	2.3	2.3	2.3	2.2	2.3	2.3	2.2
Avg. Stride Length [m]	6.0	7.5	7.4	7.4	7.5	7.6	7.5



- [] Ranking at each section and finish
- .-.- No data available at this section
- NA No data available



Horse/Jockey Name	So You Can Torque
Final Rank	8
Fastest Section Time (Section)	0:11.36 (400m)
Top Speed [km/h] (Section)	64.5 (400m)
Race State	Finished



Sunshine Coast QLD Professional

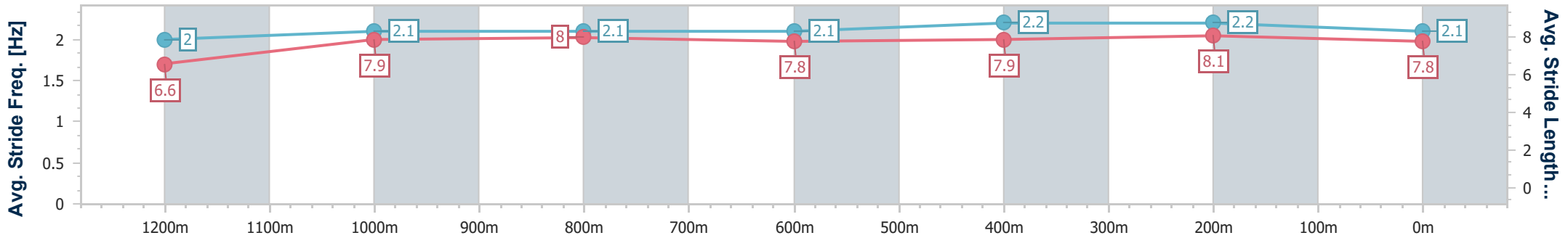
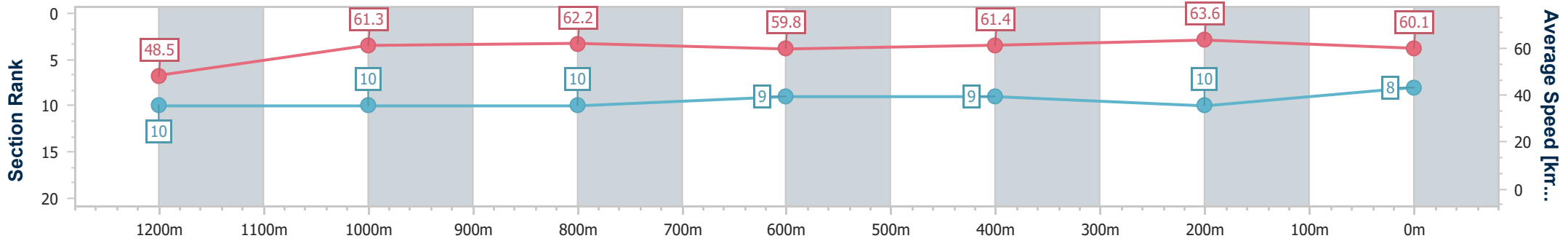
Race 7: TAB Class 1 Handicap - 1400m

29 December 2024 - 16:04



Track Rating: Good 4, Weather: Overcast, Rail Position: +2m Entire

Section	Overall	1200m	1000m	800m	600m	400m	200m
Section Times	1:25.28 [8] (0:14.85)	1:10.43 [10] (0:11.76)	0:58.67 [10] (0:11.61)	0:47.06 [10] (0:12.14)	0:34.92 [9] (0:11.61)	0:23.31 [9] (0:11.36)	0:11.95 [10] (0:11.95)
Average Speed [km/h]	48.5	61.3	62.2	59.8	61.4	63.6	60.1
Top Speed [km/h]	60.3	62.3	63.2	62.3	63.6	64.5	62.5
Avg. Dist. to Rail [m]	12.0	4.7	1.7	1.0	1.1	1.9	3.2
Avg. Stride Freq. [Hz]	2.0	2.1	2.1	2.1	2.2	2.2	2.1
Avg. Stride Length [m]	6.6	7.9	8.0	7.8	7.9	8.1	7.8



- [] Ranking at each section and finish
- .-.- No data available at this section
- NA No data available



Horse/Jockey Name	Earlston
Final Rank	9
Fastest Section Time (Section)	0:11.33 (1200m)
Top Speed [km/h] (Section)	64.4 (1200m)
Race State	Finished



Sunshine Coast QLD Professional

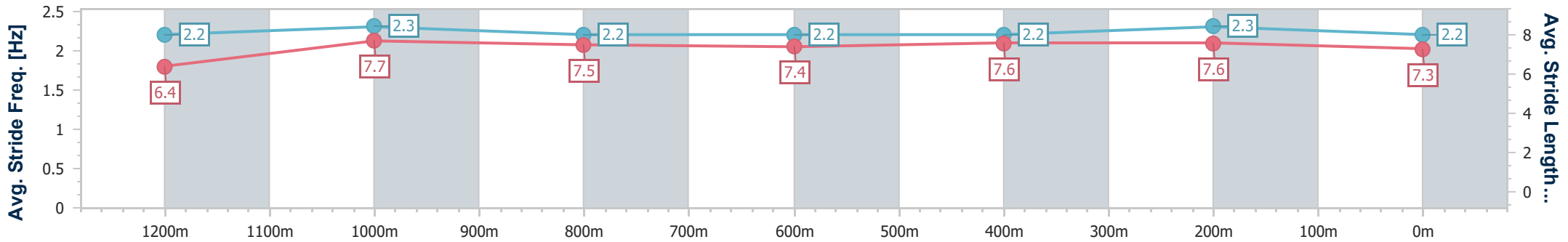
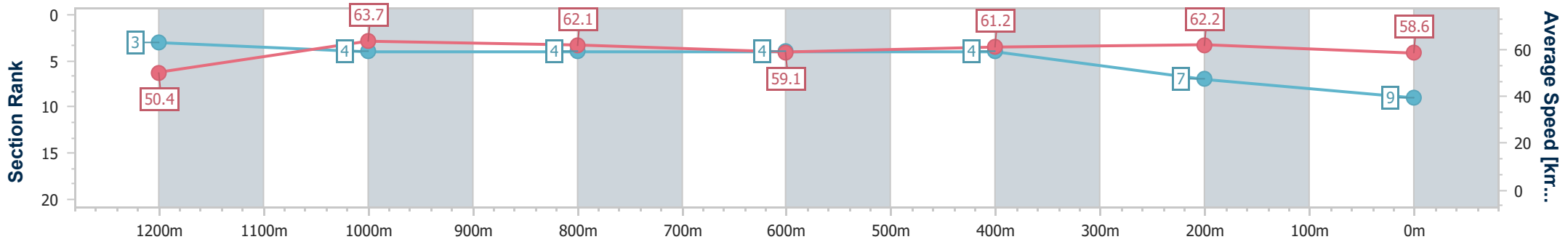
Race 7: TAB Class 1 Handicap - 1400m

29 December 2024 - 16:04



Track Rating: Good 4, Weather: Overcast, Rail Position: +2m Entire

Section	Overall	1200m	1000m	800m	600m	400m	200m
Section Times	1:25.40 [9] (0:14.28)	1:11.12 [3] (0:11.33)	0:59.79 [4] (0:11.69)	0:48.10 [4] (0:12.36)	0:35.74 [4] (0:11.90)	0:23.84 [4] (0:11.59)	0:12.25 [7] (0:12.25)
Average Speed [km/h]	50.4	63.7	62.1	59.1	61.2	62.2	58.6
Top Speed [km/h]	63.6	64.4	63.2	60.2	63.1	63.1	60.6
Avg. Dist. to Rail [m]	11.9	6.2	3.6	2.5	2.0	6.2	7.6
Avg. Stride Freq. [Hz]	2.2	2.3	2.2	2.2	2.2	2.3	2.2
Avg. Stride Length [m]	6.4	7.7	7.5	7.4	7.6	7.6	7.3



- [] Ranking at each section and finish
- .-.-.- No data available at this section
- NA No data available



Horse/Jockey Name	Lost My Nightie
Final Rank	10
Fastest Section Time (Section)	0:11.42 (1200m)
Top Speed [km/h] (Section)	63.9 (1200m)
Race State	Finished



Sunshine Coast QLD Professional

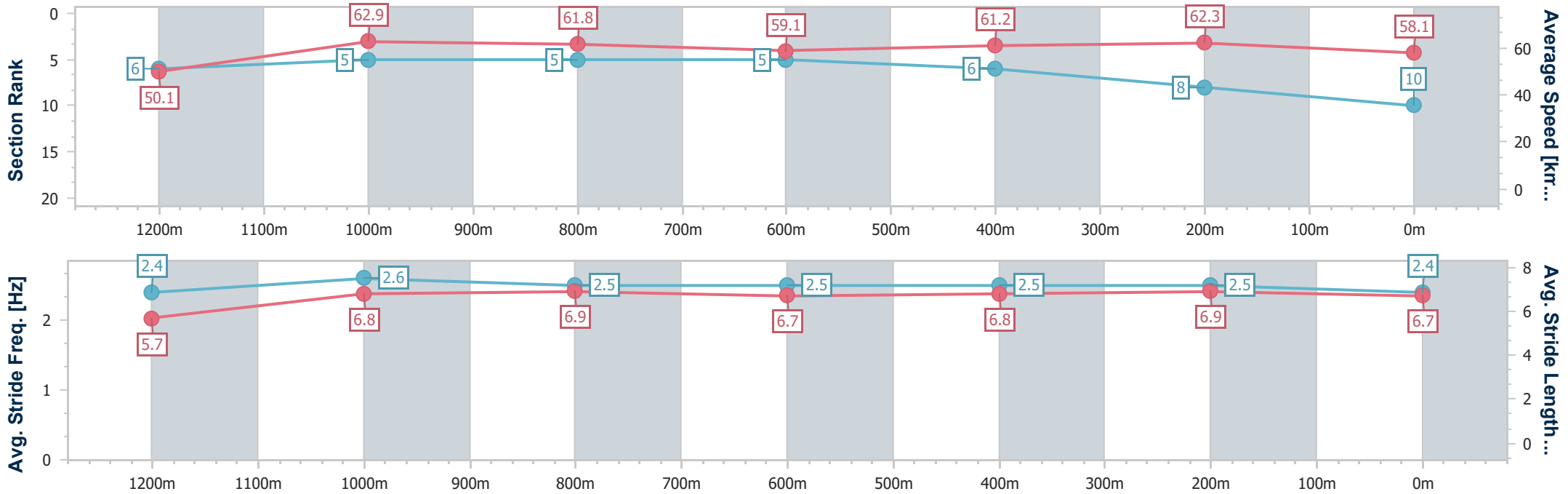
Race 7: TAB Class 1 Handicap - 1400m

29 December 2024 - 16:04



Track Rating: Good 4, Weather: Overcast, Rail Position: +2m Entire

Section	Overall	1200m	1000m	800m	600m	400m	200m
Section Times	1:25.66 [10] (0:14.43)	1:11.23 [6] (0:11.42)	0:59.81 [5] (0:11.72)	0:48.09 [5] (0:12.27)	0:35.82 [5] (0:11.84)	0:23.98 [6] (0:11.55)	0:12.43 [8] (0:12.43)
Average Speed [km/h]	50.1	62.9	61.8	59.1	61.2	62.3	58.1
Top Speed [km/h]	63.9	63.9	63.4	60.5	62.7	63.2	60.7
Avg. Dist. to Rail [m]	4.7	2.6	1.9	1.5	0.9	2.3	3.2
Avg. Stride Freq. [Hz]	2.4	2.6	2.5	2.5	2.5	2.5	2.4
Avg. Stride Length [m]	5.7	6.8	6.9	6.7	6.8	6.9	6.7



- [] Ranking at each section and finish
- .-.- No data available at this section
- NA No data available