



Toowoomba QLD Professional

Race 3: 1EQUINE - FOR THE EQUINE ATHLETE Class 3 Handicap - 1625m

28 December 2024 - 18:41



Track Rating: Good 3, Weather: Hot, Rail Position: True

Section														
Field Times	Overall	1400m	1200m	1000m	800m	600m	400m	Last 600m						
	1:38.76 (0:14.63)	1:24.13 (0:10.92)	1:13.21 (0:11.67)	1:01.54 (0:12.26)	0:49.28 (0:12.18)	0:37.10 (0:12.26)	0:24.84 (0:12.33)	0:37.10						
Rank	TAB	Horse/Jockey	Barrier	Top Speed [km/h]	Fastest Section								Distance Travelled [m]	
1	1	NEW MAHER Olivia Kendal	4	69.8 1400m	0:11.22 1400m	1:38.76 [1] (0:15.08)	1:23.68 [4] (0:11.22)	1:12.46 [6] (0:11.86)	1:00.60 [6] (0:12.20)	0:48.40 [6] (0:12.23)	0:36.17 [6] (0:11.94)	0:24.23 [5] (0:11.93)	0:36.17	
2	4	HAYSIRI Karl Zechner	10	68.8 Overall	0:10.92 1400m	1:39.09 [2] (0:14.63)	1:24.46 [1] (0:10.92)	1:13.54 [1] (0:11.67)	1:01.87 [1] (0:12.26)	0:49.61 [1] (0:12.18)	0:37.43 [1] (0:12.26)	0:25.17 [1] (0:12.38)	0:37.43	-3
3	10	ROMANTIC THOUGHTS Shania Willis	2	68.3 1400m	0:10.86 1400m	1:39.22 [3] (0:15.54)	1:23.68 [8] (0:10.86)	1:12.82 [7] (0:11.79)	1:01.03 [7] (0:12.31)	0:48.72 [7] (0:12.17)	0:36.55 [7] (0:12.00)	0:24.55 [7] (0:12.19)	0:36.55	-2
4	2	REGAL EDITION Madeleine Wishart	5	70.1 1400m	0:10.70 1400m	1:39.26 [4] (0:15.16)	1:24.10 [5] (0:10.70)	1:13.40 [4] (0:11.64)	1:01.76 [4] (0:12.32)	0:49.44 [4] (0:12.20)	0:37.24 [3] (0:11.92)	0:25.32 [2] (0:12.31)	0:37.24	+2
5	5	ALFA LILY Nozi Tomizawa	8	68.0 1400m	0:11.20 1400m	1:39.51 [5] (0:15.59)	1:23.92 [9] (0:11.20)	1:12.72 [10] (0:11.79)	1:00.93 [10] (0:12.30)	0:48.63 [10] (0:12.26)	0:36.37 [10] (0:11.90)	0:24.47 [8] (0:12.03)	0:36.37	+6
6	6	VANCITY Jason Taylor	1	66.7 Overall	0:11.10 1400m	1:39.85 [6] (0:15.36)	1:24.49 [7] (0:11.10)	1:13.39 [8] (0:11.82)	1:01.57 [9] (0:12.41)	0:49.16 [9] (0:12.33)	0:36.83 [9] (0:12.12)	0:24.71 [10] (0:12.29)	0:36.83	+0
7	9	DOLLY DISCO Girish Goomany	9	67.6 Overall	0:10.99 1400m	1:39.95 [7] (0:14.81)	1:25.14 [2] (0:10.99)	1:14.15 [3] (0:11.57)	1:02.58 [3] (0:12.38)	0:50.20 [3] (0:12.32)	0:37.88 [4] (0:12.18)	0:25.70 [3] (0:12.51)	0:37.88	+0
8	12	TORO DE CARGA Rob Thorburn	7	69.2 Overall	0:10.97 1400m	1:40.33 [8] (0:15.24)	1:25.09 [6] (0:10.97)	1:14.12 [5] (0:11.64)	1:02.48 [5] (0:12.28)	0:50.20 [5] (0:12.28)	0:37.92 [5] (0:12.19)	0:25.73 [6] (0:12.66)	0:37.92	+6
9	11	SAINT MARTIN Amy Graham	6	71.5 Overall	0:10.64 1400m	1:40.44 [9] (0:15.01)	1:25.43 [3] (0:10.64)	1:14.79 [2] (0:11.66)	1:03.13 [2] (0:12.28)	0:50.85 [2] (0:12.29)	0:38.56 [2] (0:12.56)	0:26.00 [4] (0:12.85)	0:38.56	+2
10	8	WITCH DAY Erin Molloy	3	69.0 1400m	0:10.90 1400m	1:40.49 [10] (0:15.64)	1:24.85 [10] (0:10.90)	1:13.95 [9] (0:11.73)	1:02.22 [8] (0:12.36)	0:49.86 [8] (0:12.18)	0:37.68 [8] (0:12.28)	0:25.40 [9] (0:12.51)	0:37.68	+7

Scratched: The Wellian (#3), Onomatopoeia (#7)

[] Ranking at each section and finish
 -:-:- No data available at this section
 NA No data available

SCN Saddle cloth number
 DNF Did not finish
 DNT Did not track



Toowoomba QLD Professional

Race 3: 1EQUINE - FOR THE EQUINE ATHLETE Class 3 Handicap - 1625m

28 December 2024 - 18:41



Track Rating: Good 3, Weather: Hot, Rail Position: True

Section				200m				Last 600m	
Field Times				0:12.51 (0:12.51)				0:37.10	
Rank	TAB	Horse/Jockey	Barrier	Top Speed [km/h]	Fastest Section	Margin			Distance Travelled [m]
1	1	NEW MAHER Olivia Kendal	4	69.8 1400m	0:11.22 1400m	0:12.30 [3] (0:12.30)	1:38.76		0:36.17
2	4	HAYSIRI Karl Zechner	10	68.8 Overall	0:10.92 1400m	0:12.79 [2] (0:12.79)	1.8L		0:37.43 -3
3	10	ROMANTIC THOUGHTS Shania Willis	2	68.3 1400m	0:10.86 1400m	0:12.36 [5] (0:12.36)	2.6L		0:36.55 -2
4	2	REGAL EDITION Madeleine Wishart	5	70.1 1400m	0:10.70 1400m	0:13.01 [1] (0:13.01)	2.8L		0:37.24 +2
5	5	ALFA LILY Nozi Tomizawa	8	68.0 1400m	0:11.20 1400m	0:12.44 [6] (0:12.44)	4.1L		0:36.37 +6
6	6	VANCITY Jason Taylor	1	66.7 Overall	0:11.10 1400m	0:12.42 [9] (0:12.42)	6.1L		0:36.83 +0
7	9	DOLLY DISCO Girish Goomany	9	67.6 Overall	0:10.99 1400m	0:13.19 [4] (0:13.19)	6.6L		0:37.88 +0
8	12	TORO DE CARGA Rob Thorburn	7	69.2 Overall	0:10.97 1400m	0:13.07 [7] (0:13.07)	8.6L		0:37.92 +6
9	11	SAINT MARTIN Amy Graham	6	71.5 Overall	0:10.64 1400m	0:13.15 [8] (0:13.15)	9.1L		0:38.56 +2
10	8	WITCH DAY Erin Molloy	3	69.0 1400m	0:10.90 1400m	0:12.89 [10] (0:12.89)	9.3L		0:37.68 +7

Scratched: The Wellian (#3), Onomatopoeia (#7)

Report Created: Sat 28 December 2024 19:07 GMT (Note: Timing is based on position data)

Page 2/12

[] Ranking at each section and finish
 -:-:- No data available at this section
 NA No data available

SCN Saddle cloth number
 DNF Did not finish
 DNT Did not track

data processed by TRIPLESDATA



Horse/Jockey Name	New Maher
Final Rank	1
Fastest Section Time (Section)	0:11.22 (1400m)
Top Speed [km/h] (Section)	69.8 (1400m)
Race State	Finished



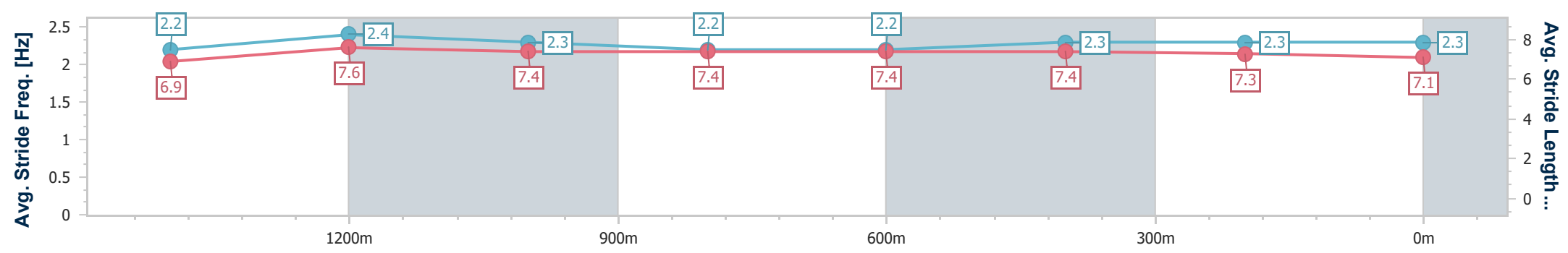
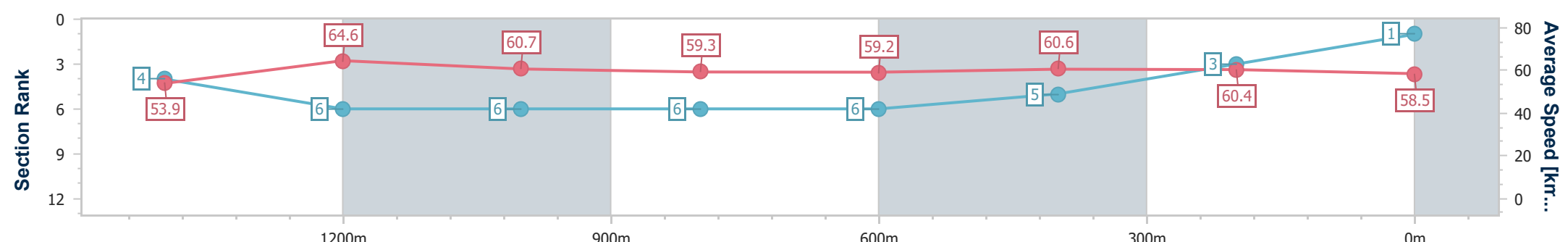
Toowoomba QLD Professional
Race 3: 1EQUINE - FOR THE EQUINE ATHLETE Class 3
Handicap - 1625m



28 December 2024 - 18:41

Track Rating: Good 3, Weather: Hot, Rail Position: True

Section	Overall	1400m	1200m	1000m	800m	600m	400m	200m					
Section Times	1:38.76 [1] (0:15.08)	1:23.68 [4] (0:11.22)	1:12.46 [6] (0:11.86)	1:00.60 [6] (0:12.20)	0:48.40 [6] (0:12.23)	0:36.17 [6] (0:11.94)	0:24.23 [5] (0:11.93)	0:12.30 [3] (0:12.30)					
Average Speed [km/h]	53.9	64.6	60.7	59.3	59.2	60.6	60.4	58.5					
Top Speed [km/h]	68.0	69.8	63.0	60.0	60.7	62.0	62.1	59.2					
Avg. Dist. to Rail [m]	3.0	1.3	1.8	1.4	1.3	0.8	1.2	2.7					
Avg. Stride Freq. [Hz]	2.2	2.4	2.3	2.2	2.2	2.3	2.3	2.3					
Avg. Stride Length [m]	6.9	7.6	7.4	7.4	7.4	7.4	7.3	7.1					



[] Ranking at each section and finish
 -.-.- No data available at this section
 NA No data available



Horse/Jockey Name	Haysiri
Final Rank	2
Fastest Section Time (Section)	0:10.92 (1400m)
Top Speed [km/h] (Section)	68.8 (Overall)
Race State	Finished



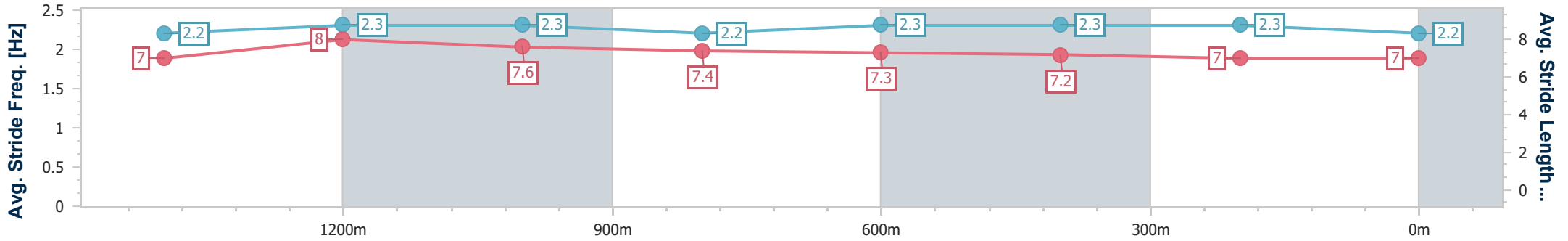
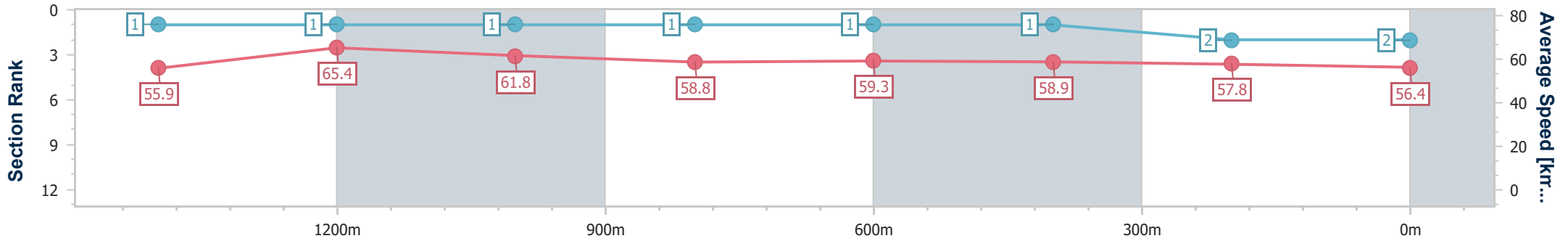
Toowoomba QLD Professional
Race 3: 1EQUINE - FOR THE EQUINE ATHLETE Class 3
Handicap - 1625m



28 December 2024 - 18:41

Track Rating: Good 3, Weather: Hot, Rail Position: True

Section	Overall	1400m	1200m	1000m	800m	600m	400m	200m
Section Times	1:39.09 [2] (0:14.63)	1:24.46 [1] (0:10.92)	1:13.54 [1] (0:11.67)	1:01.87 [1] (0:12.26)	0:49.61 [1] (0:12.18)	0:37.43 [1] (0:12.26)	0:25.17 [1] (0:12.38)	0:12.79 [2] (0:12.79)
Average Speed [km/h]	55.9	65.4	61.8	58.8	59.3	58.9	57.8	56.4
Top Speed [km/h]	68.8	68.1	65.1	60.0	60.3	60.0	59.3	56.7
Avg. Dist. to Rail [m]	6.3	1.6	1.5	0.5	1.3	0.7	0.9	1.6
Avg. Stride Freq. [Hz]	2.2	2.3	2.3	2.2	2.3	2.3	2.3	2.2
Avg. Stride Length [m]	7.0	8.0	7.6	7.4	7.3	7.2	7.0	7.0



- [] Ranking at each section and finish
- .-.- No data available at this section
- NA No data available



Horse/Jockey Name	Romantic Thoughts
Final Rank	3
Fastest Section Time (Section)	0:10.86 (1400m)
Top Speed [km/h] (Section)	68.3 (1400m)
Race State	Finished



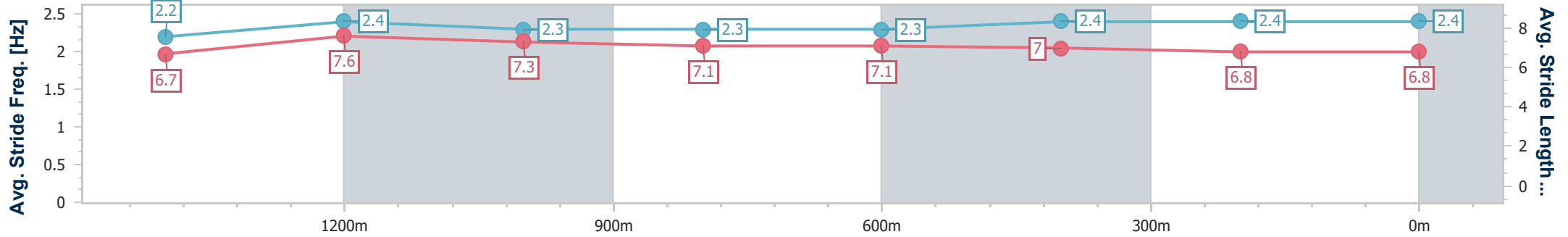
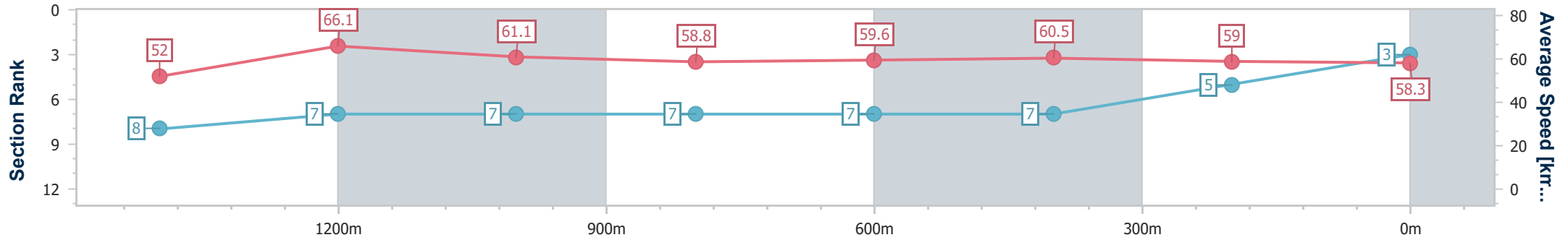
Toowoomba QLD Professional
Race 3: 1EQUINE - FOR THE EQUINE ATHLETE Class 3
Handicap - 1625m



28 December 2024 - 18:41

Track Rating: Good 3, Weather: Hot, Rail Position: True

Section	Overall	1400m	1200m	1000m	800m	600m	400m	200m
Section Times	1:39.22 [3] (0:15.54)	1:23.68 [8] (0:10.86)	1:12.82 [7] (0:11.79)	1:01.03 [7] (0:12.31)	0:48.72 [7] (0:12.17)	0:36.55 [7] (0:12.00)	0:24.55 [7] (0:12.19)	0:12.36 [5] (0:12.36)
Average Speed [km/h]	52.0	66.1	61.1	58.8	59.6	60.5	59.0	58.3
Top Speed [km/h]	67.9	68.3	62.8	60.5	60.5	61.6	60.6	59.4
Avg. Dist. to Rail [m]	2.8	1.4	2.3	1.2	2.6	1.2	1.5	2.0
Avg. Stride Freq. [Hz]	2.2	2.4	2.3	2.3	2.3	2.4	2.4	2.4
Avg. Stride Length [m]	6.7	7.6	7.3	7.1	7.1	7.0	6.8	6.8



- [] Ranking at each section and finish
- .-.- No data available at this section
- NA No data available



Horse/Jockey Name	Regal Edition
Final Rank	4
Fastest Section Time (Section)	0:10.70 (1400m)
Top Speed [km/h] (Section)	70.1 (1400m)
Race State	Finished



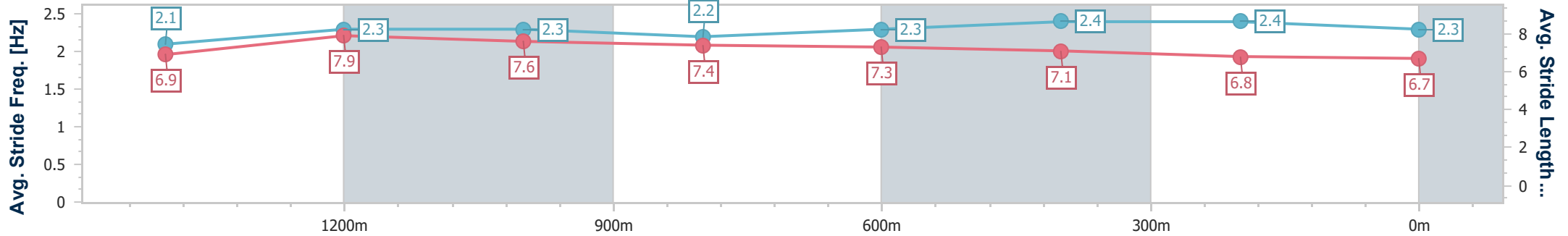
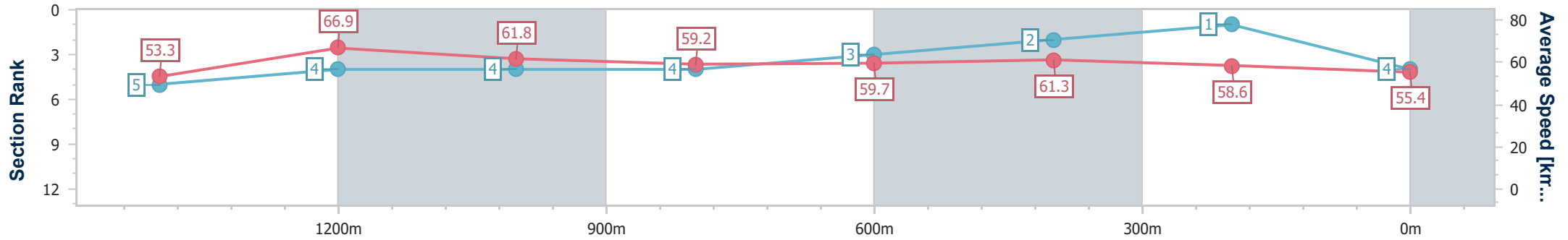
Toowoomba QLD Professional
Race 3: 1EQUINE - FOR THE EQUINE ATHLETE Class 3
Handicap - 1625m



28 December 2024 - 18:41

Track Rating: Good 3, Weather: Hot, Rail Position: True

Section	Overall	1400m	1200m	1000m	800m	600m	400m	200m
Section Times	1:39.26 [4] (0:15.16)	1:24.10 [5] (0:10.70)	1:13.40 [4] (0:11.64)	1:01.76 [4] (0:12.32)	0:49.44 [4] (0:12.20)	0:37.24 [3] (0:11.92)	0:25.32 [2] (0:12.31)	0:13.01 [1] (0:13.01)
Average Speed [km/h]	53.3	66.9	61.8	59.2	59.7	61.3	58.6	55.4
Top Speed [km/h]	69.5	70.1	64.7	60.0	61.8	62.4	60.1	56.6
Avg. Dist. to Rail [m]	3.4	1.3	2.1	2.9	3.9	2.4	0.9	0.8
Avg. Stride Freq. [Hz]	2.1	2.3	2.3	2.2	2.3	2.4	2.4	2.3
Avg. Stride Length [m]	6.9	7.9	7.6	7.4	7.3	7.1	6.8	6.7



- [] Ranking at each section and finish
- .-.-.- No data available at this section
- NA No data available



Horse/Jockey Name	Alfa Lily
Final Rank	5
Fastest Section Time (Section)	0:11.20 (1400m)
Top Speed [km/h] (Section)	68.0 (1400m)
Race State	Finished



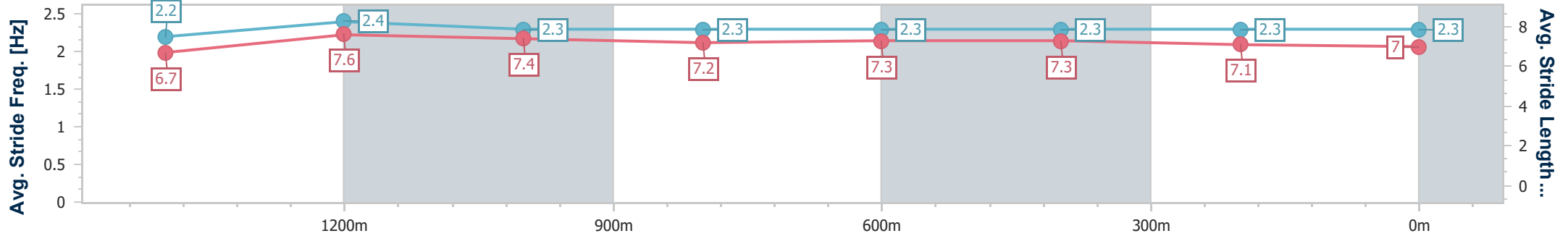
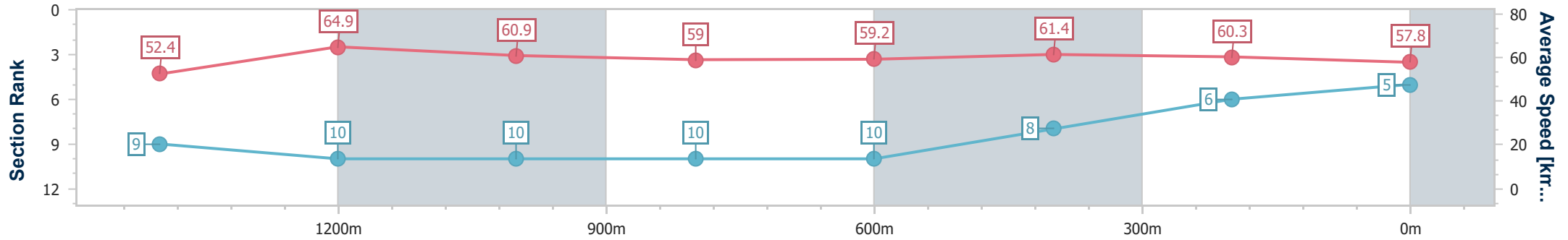
Toowoomba QLD Professional
Race 3: 1EQUINE - FOR THE EQUINE ATHLETE Class 3
Handicap - 1625m



28 December 2024 - 18:41

Track Rating: Good 3, Weather: Hot, Rail Position: True

Section	Overall	1400m	1200m	1000m	800m	600m	400m	200m
Section Times	1:39.51 [5] (0:15.59)	1:23.92 [9] (0:11.20)	1:12.72 [10] (0:11.79)	1:00.93 [10] (0:12.30)	0:48.63 [10] (0:12.26)	0:36.37 [10] (0:11.90)	0:24.47 [8] (0:12.03)	0:12.44 [6] (0:12.44)
Average Speed [km/h]	52.4	64.9	60.9	59.0	59.2	61.4	60.3	57.8
Top Speed [km/h]	67.9	68.0	62.6	60.5	61.4	62.8	62.1	59.7
Avg. Dist. to Rail [m]	6.4	1.6	0.8	2.1	2.3	3.1	1.6	2.3
Avg. Stride Freq. [Hz]	2.2	2.4	2.3	2.3	2.3	2.3	2.3	2.3
Avg. Stride Length [m]	6.7	7.6	7.4	7.2	7.3	7.3	7.1	7.0



- [] Ranking at each section and finish
- .-.- No data available at this section
- NA No data available



Horse/Jockey Name	Vancity
Final Rank	6
Fastest Section Time (Section)	0:11.10 (1400m)
Top Speed [km/h] (Section)	66.7 (Overall)
Race State	Finished



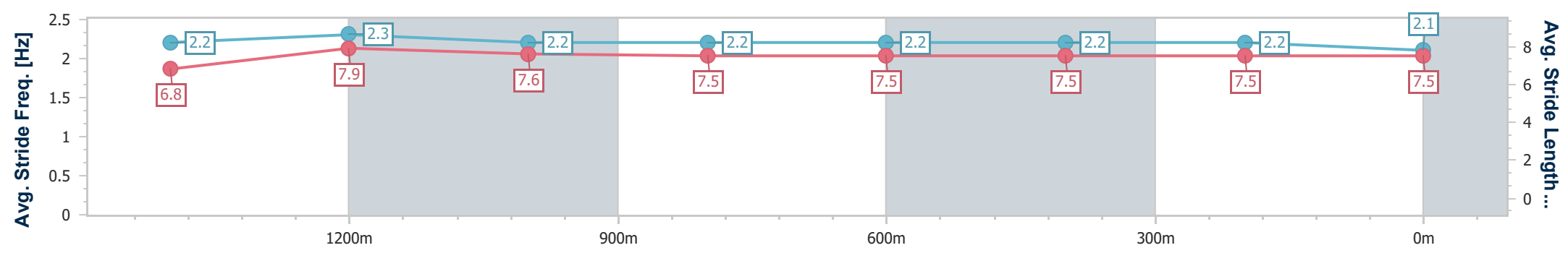
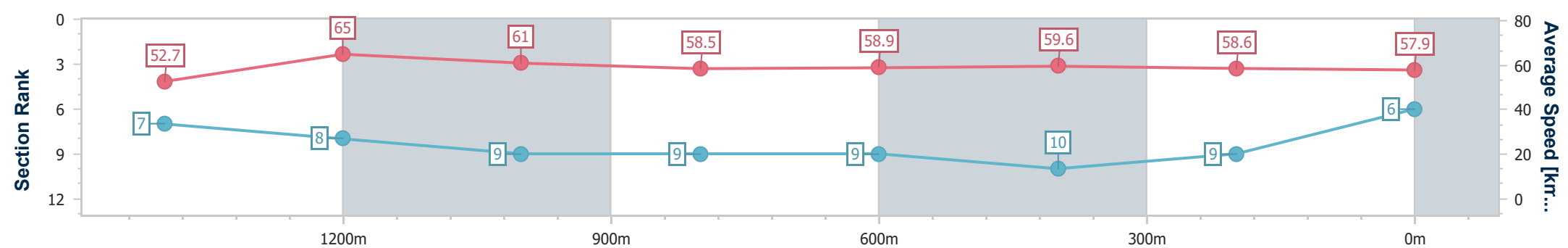
Toowoomba QLD Professional
Race 3: 1EQUINE - FOR THE EQUINE ATHLETE Class 3
Handicap - 1625m



28 December 2024 - 18:41

Track Rating: Good 3, Weather: Hot, Rail Position: True

Section	Overall	1400m	1200m	1000m	800m	600m	400m	200m					
Section Times	1:39.85 [6] (0:15.36)	1:24.49 [7] (0:11.10)	1:13.39 [8] (0:11.82)	1:01.57 [9] (0:12.41)	0:49.16 [9] (0:12.33)	0:36.83 [9] (0:12.12)	0:24.71 [10] (0:12.29)	0:12.42 [9] (0:12.42)					
Average Speed [km/h]	52.7	65.0	61.0	58.5	58.9	59.6	58.6	57.9					
Top Speed [km/h]	66.7	66.7	62.8	59.7	60.4	60.8	59.2	59.3					
Avg. Dist. to Rail [m]	1.8	0.8	2.3	2.2	2.7	0.9	0.9	4.4					
Avg. Stride Freq. [Hz]	2.2	2.3	2.2	2.2	2.2	2.2	2.2	2.1					
Avg. Stride Length [m]	6.8	7.9	7.6	7.5	7.5	7.5	7.5	7.5					



[] Ranking at each section and finish
 -.-.- No data available at this section
 NA No data available



Horse/Jockey Name	Dolly Disco
Final Rank	7
Fastest Section Time (Section)	0:10.99 (1400m)
Top Speed [km/h] (Section)	67.6 (Overall)
Race State	Finished



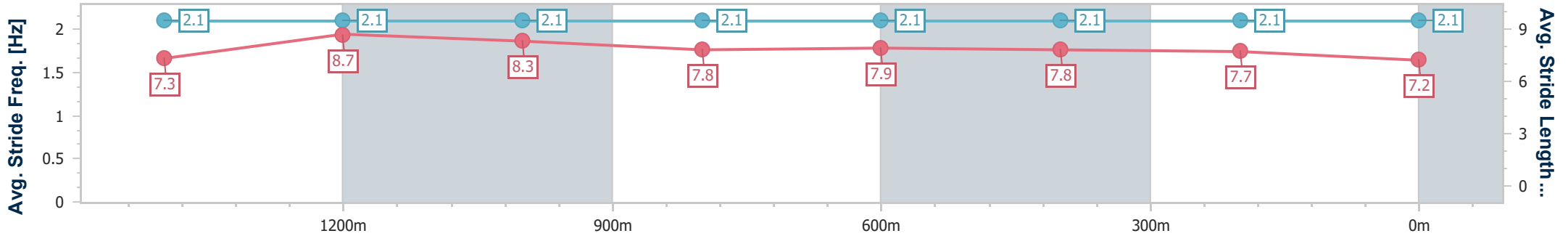
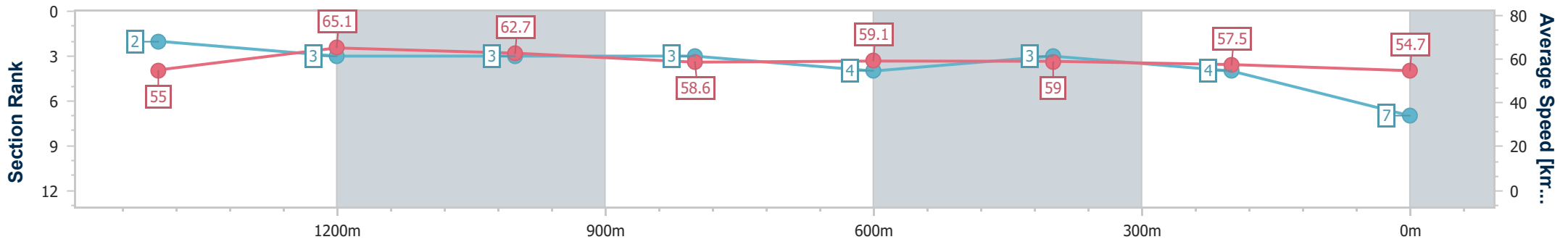
Toowoomba QLD Professional
Race 3: 1EQUINE - FOR THE EQUINE ATHLETE Class 3
Handicap - 1625m



28 December 2024 - 18:41

Track Rating: Good 3, Weather: Hot, Rail Position: True

Section	Overall	1400m	1200m	1000m	800m	600m	400m	200m
Section Times	1:39.95 [7] (0:14.81)	1:25.14 [2] (0:10.99)	1:14.15 [3] (0:11.57)	1:02.58 [3] (0:12.38)	0:50.20 [3] (0:12.32)	0:37.88 [4] (0:12.18)	0:25.70 [3] (0:12.51)	0:13.19 [4] (0:13.19)
Average Speed [km/h]	55.0	65.1	62.7	58.6	59.1	59.0	57.5	54.7
Top Speed [km/h]	67.6	66.6	64.9	60.3	60.8	60.4	58.7	56.2
Avg. Dist. to Rail [m]	5.6	1.0	2.2	2.8	2.7	0.7	0.8	0.8
Avg. Stride Freq. [Hz]	2.1	2.1	2.1	2.1	2.1	2.1	2.1	2.1
Avg. Stride Length [m]	7.3	8.7	8.3	7.8	7.9	7.8	7.7	7.2



- [] Ranking at each section and finish
- .-.- No data available at this section
- NA No data available



Horse/Jockey Name	Toro De Carga
Final Rank	8
Fastest Section Time (Section)	0:10.97 (1400m)
Top Speed [km/h] (Section)	69.2 (Overall)
Race State	Finished



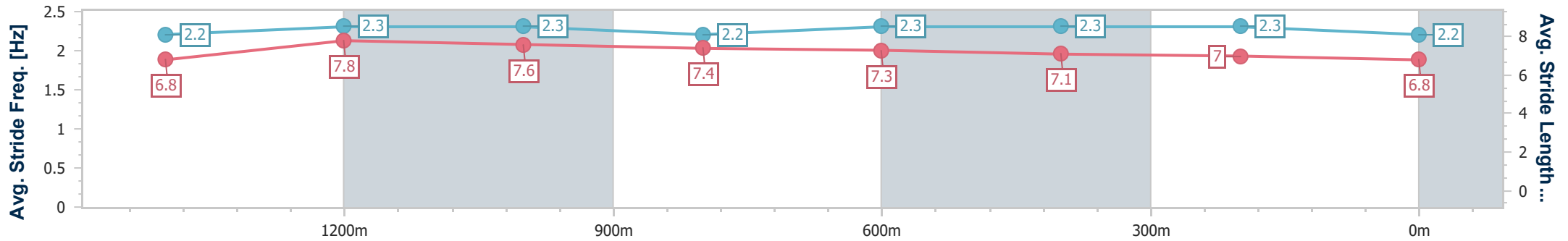
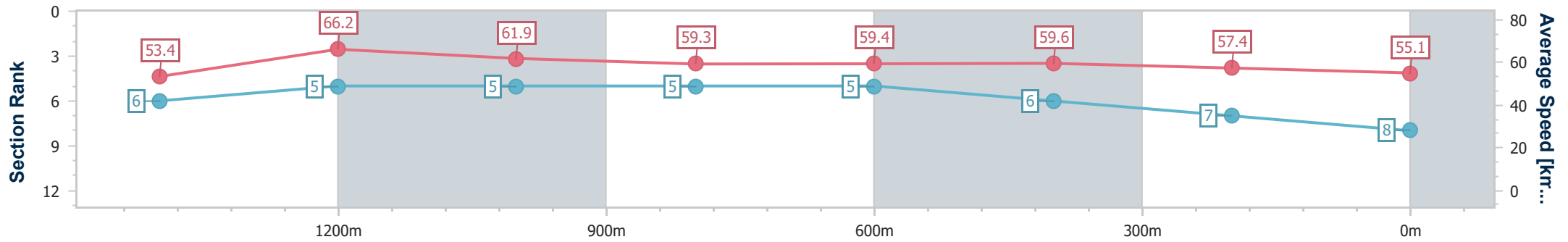
Toowoomba QLD Professional
Race 3: 1EQUINE - FOR THE EQUINE ATHLETE Class 3
Handicap - 1625m



28 December 2024 - 18:41

Track Rating: Good 3, Weather: Hot, Rail Position: True

Section	Overall	1400m	1200m	1000m	800m	600m	400m	200m
Section Times	1:40.33 [8] (0:15.24)	1:25.09 [6] (0:10.97)	1:14.12 [5] (0:11.64)	1:02.48 [5] (0:12.28)	0:50.20 [5] (0:12.28)	0:37.92 [5] (0:12.19)	0:25.73 [6] (0:12.66)	0:13.07 [7] (0:13.07)
Average Speed [km/h]	53.4	66.2	61.9	59.3	59.4	59.6	57.4	55.1
Top Speed [km/h]	69.2	69.1	63.6	59.8	61.2	61.3	58.8	56.6
Avg. Dist. to Rail [m]	5.3	1.1	2.0	2.0	3.6	2.6	2.5	3.3
Avg. Stride Freq. [Hz]	2.2	2.3	2.3	2.2	2.3	2.3	2.3	2.2
Avg. Stride Length [m]	6.8	7.8	7.6	7.4	7.3	7.1	7.0	6.8



- [] Ranking at each section and finish
- .-.- No data available at this section
- NA No data available



Horse/Jockey Name	Saint Martin
Final Rank	9
Fastest Section Time (Section)	0:10.64 (1400m)
Top Speed [km/h] (Section)	71.5 (Overall)
Race State	Finished



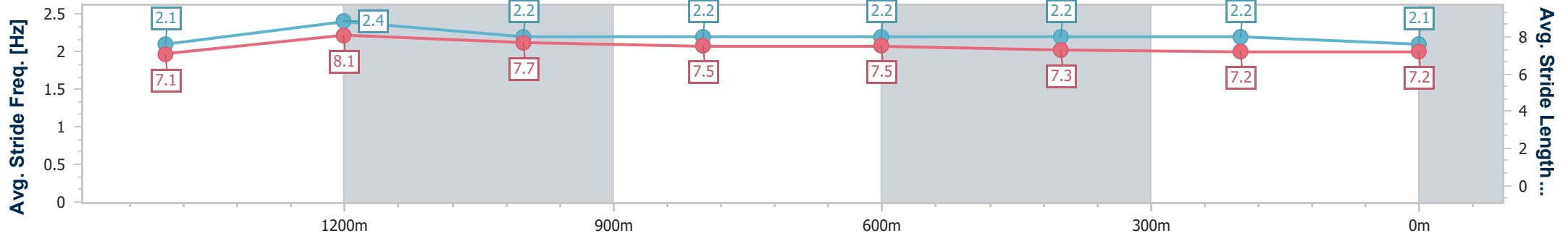
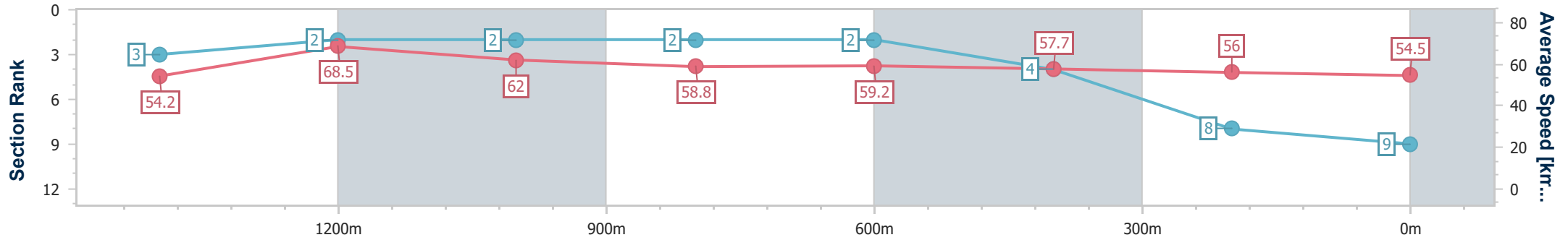
Toowoomba QLD Professional
Race 3: 1EQUINE - FOR THE EQUINE ATHLETE Class 3
Handicap - 1625m



28 December 2024 - 18:41

Track Rating: Good 3, Weather: Hot, Rail Position: True

Section	Overall	1400m	1200m	1000m	800m	600m	400m	200m
Section Times	1:40.44 [9] (0:15.01)	1:25.43 [3] (0:10.64)	1:14.79 [2] (0:11.66)	1:03.13 [2] (0:12.28)	0:50.85 [2] (0:12.29)	0:38.56 [2] (0:12.56)	0:26.00 [4] (0:12.85)	0:13.15 [8] (0:13.15)
Average Speed [km/h]	54.2	68.5	62.0	58.8	59.2	57.7	56.0	54.5
Top Speed [km/h]	71.5	71.4	65.0	59.8	60.1	59.1	57.2	55.7
Avg. Dist. to Rail [m]	4.5	2.3	2.4	1.5	2.5	1.2	0.8	2.1
Avg. Stride Freq. [Hz]	2.1	2.4	2.2	2.2	2.2	2.2	2.2	2.1
Avg. Stride Length [m]	7.1	8.1	7.7	7.5	7.5	7.3	7.2	7.2



- [] Ranking at each section and finish
- .-.- No data available at this section
- NA No data available



Horse/Jockey Name	Witch Day
Final Rank	10
Fastest Section Time (Section)	0:10.90 (1400m)
Top Speed [km/h] (Section)	69.0 (1400m)
Race State	Finished



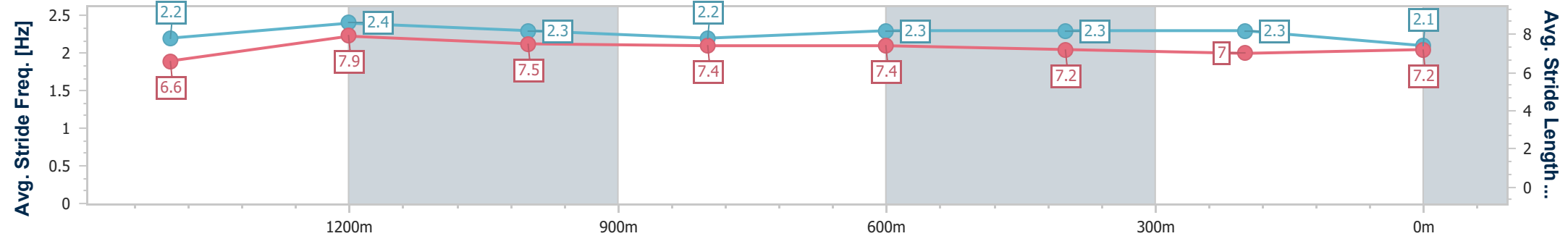
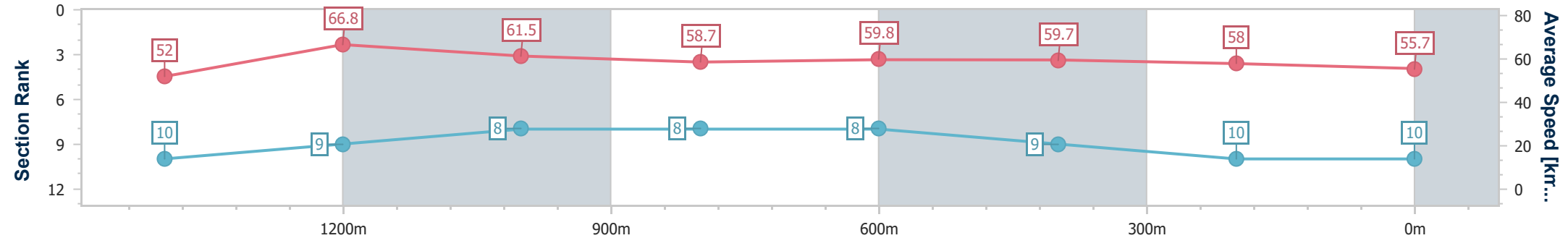
Toowoomba QLD Professional
Race 3: 1EQUINE - FOR THE EQUINE ATHLETE Class 3
Handicap - 1625m



28 December 2024 - 18:41

Track Rating: Good 3, Weather: Hot, Rail Position: True

Section	Overall	1400m	1200m	1000m	800m	600m	400m	200m					
Section Times	1:40.49 [10] (0:15.64)	1:24.85 [10] (0:10.90)	1:13.95 [9] (0:11.73)	1:02.22 [8] (0:12.36)	0:49.86 [8] (0:12.18)	0:37.68 [8] (0:12.28)	0:25.40 [9] (0:12.51)	0:12.89 [10] (0:12.89)					
Average Speed [km/h]	52.0	66.8	61.5	58.7	59.8	59.7	58.0	55.7					
Top Speed [km/h]	68.9	69.0	64.6	60.5	61.6	60.6	59.0	57.9					
Avg. Dist. to Rail [m]	3.8	2.0	3.3	2.3	3.5	3.1	1.0	1.3					
Avg. Stride Freq. [Hz]	2.2	2.4	2.3	2.2	2.3	2.3	2.3	2.1					
Avg. Stride Length [m]	6.6	7.9	7.5	7.4	7.4	7.2	7.0	7.2					



- [] Ranking at each section and finish
- .-.- No data available at this section
- NA No data available