



Toowoomba QLD Professional

Race 2: CARPET ONE BENCHMARK 70 Handicap - 1000m

28 December 2024 - 18:05



Track Rating: Good 4, Weather: Hot, Rail Position: True

Section										Last 600m		
Field Times		Overall	800m	600m	400m	200m						
		0:59.56 (0:13.78)	0:45.78 (0:10.65)	0:35.13 (0:11.25)	0:23.88 (0:11.84)	0:12.04 (0:12.04)	0:35.13					
Rank	TAB	Horse/Jockey	Barrier	Top Speed [km/h]	Fastest Section	Overall	800m	600m	400m	200m	Margin	Distance Travelled [m]
1	7	TOKYO SINS Olivia Kendal	6	68.1 Overall	0:10.65 800m	0:59.56 [1] (0:14.00)	0:45.56 [4] (0:10.65)	0:34.91 [4] (0:11.30)	0:23.61 [4] (0:11.78)	0:11.83 [3] (0:11.83)	0:59.56	0:34.91
2	2	BIG SKY COUNTRY Les Tilley	4	70.5 800m	0:10.62 800m	0:59.75 [2] (0:13.91)	0:45.84 [3] (0:10.62)	0:35.22 [3] (0:11.30)	0:23.92 [2] (0:11.69)	0:12.23 [1] (0:12.23)	1L	0:35.22 -1
3	5	ALL STASHED UP Chelsea Baker	8	69.2 800m	0:10.61 800m	0:59.82 [3] (0:14.37)	0:45.45 [10] (0:10.61)	0:34.84 [9] (0:11.19)	0:23.65 [8] (0:11.71)	0:11.94 [7] (0:11.94)	1.3L	0:34.84 +5
4	9	CABRINELLA Madeleine Wishart	7	68.4 800m	0:10.75 800m	0:59.91 [4] (0:14.13)	0:45.78 [5] (0:10.75)	0:35.03 [6] (0:11.32)	0:23.71 [9] (0:11.74)	0:11.97 [10] (0:11.97)	1.8L	0:35.03 +5
5	1	NEVER SAY NAY Nozi Tomizawa	9	70.0 800m	0:10.69 800m	0:59.91 [5] (0:14.31)	0:45.60 [9] (0:10.69)	0:34.91 [10] (0:11.24)	0:23.67 [10] (0:11.61)	0:12.06 [5] (0:12.06)	1.9L	0:34.91 +3
6	10	UPSTART LEGEND Dylan Bennett	1	68.7 800m	0:10.74 800m	1:00.07 [6] (0:14.17)	0:45.90 [7] (0:10.74)	0:35.16 [8] (0:11.19)	0:23.97 [6] (0:11.70)	0:12.27 [4] (0:12.27)	2.7L	0:35.16 -4
7	4	ON HOLD Karl Zechner	2	68.6 800m	0:10.64 800m	1:00.15 [7] (0:13.79)	0:46.36 [2] (0:10.64)	0:35.72 [1] (0:11.25)	0:24.47 [1] (0:11.86)	0:12.61 [2] (0:12.61)	3.1L	0:35.72 -5
8	8	BECAUSE THE NIGHT Chris Whiteley	3	68.8 800m	0:10.67 800m	1:00.37 [8] (0:14.13)	0:46.24 [6] (0:10.67)	0:35.57 [5] (0:11.25)	0:24.32 [5] (0:11.81)	0:12.51 [6] (0:12.51)	4.4L	0:35.57 +1
9	11	DRANG A TANG Michael Murphy	5	68.8 800m	0:10.70 800m	1:00.39 [9] (0:14.20)	0:46.19 [8] (0:10.70)	0:35.49 [7] (0:11.26)	0:24.23 [7] (0:11.74)	0:12.49 [8] (0:12.49)	4.5L	0:35.49 -2
10	3	GARRUCHA Rob Thorburn	12	69.8 800m	0:10.67 800m	1:01.05 [10] (0:13.78)	0:47.27 [1] (0:10.67)	0:36.60 [2] (0:11.39)	0:25.21 [3] (0:12.08)	0:13.13 [9] (0:13.13)	8.3L	0:36.60 +7

Scratched: Copper Sunset (#12), Kwami (#6)

[] Ranking at each section and finish
 -:-:- No data available at this section
 NA No data available

SCN Saddle cloth number
 DNF Did not finish
 DNT Did not track



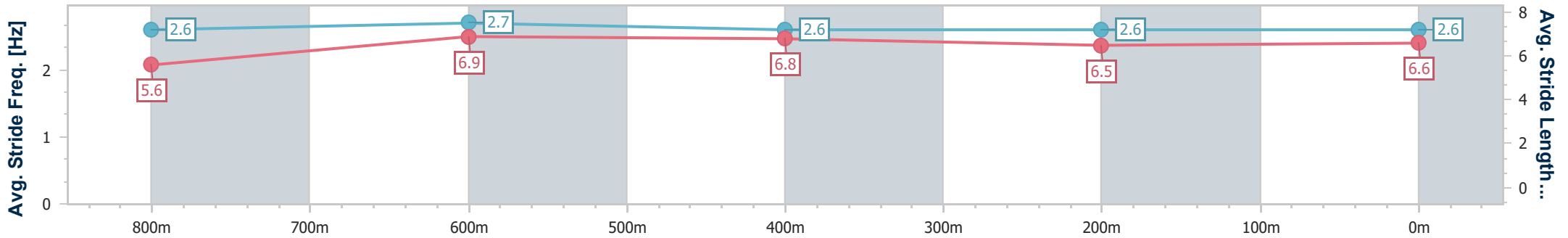
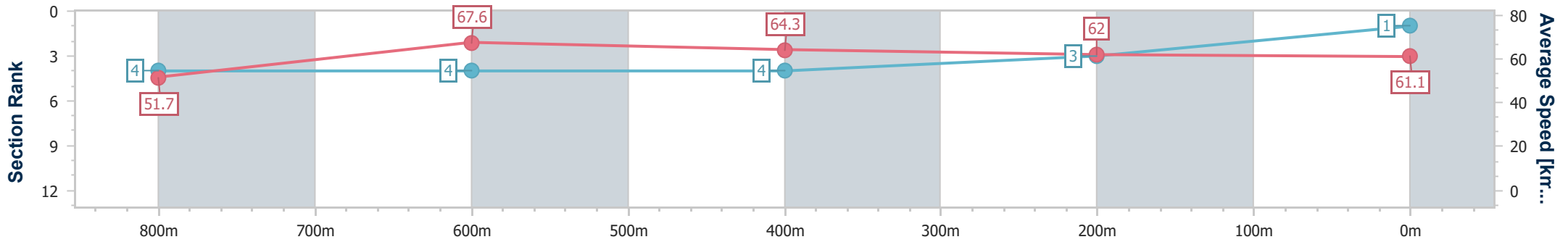
Horse/Jockey Name	Tokyo Sins
Final Rank	1
Fastest Section Time (Section)	0:10.65 (800m)
Top Speed [km/h] (Section)	68.1 (Overall)
Race State	Finished



Toowoomba QLD Professional
 Race 2: CARPET ONE BENCHMARK 70 Handicap - 1000m
 28 December 2024 - 18:06
 Track Rating: Good 4, Weather: Hot, Rail Position: True



Section	Overall	800m	600m	400m	200m
Section Times	0:59.56 [1] (0:14.00)	0:45.56 [4] (0:10.65)	0:34.91 [4] (0:11.30)	0:23.61 [4] (0:11.78)	0:11.83 [3] (0:11.83)
Average Speed [km/h]	51.7	67.6	64.3	62.0	61.1
Top Speed [km/h]	68.1	68.0	66.2	63.5	62.3
Avg. Dist. to Rail [m]	4.0	0.9	1.7	4.8	3.3
Avg. Stride Freq. [Hz]	2.6	2.7	2.6	2.6	2.6
Avg. Stride Length [m]	5.6	6.9	6.8	6.5	6.6



- [] Ranking at each section and finish
- .-.- No data available at this section
- NA No data available



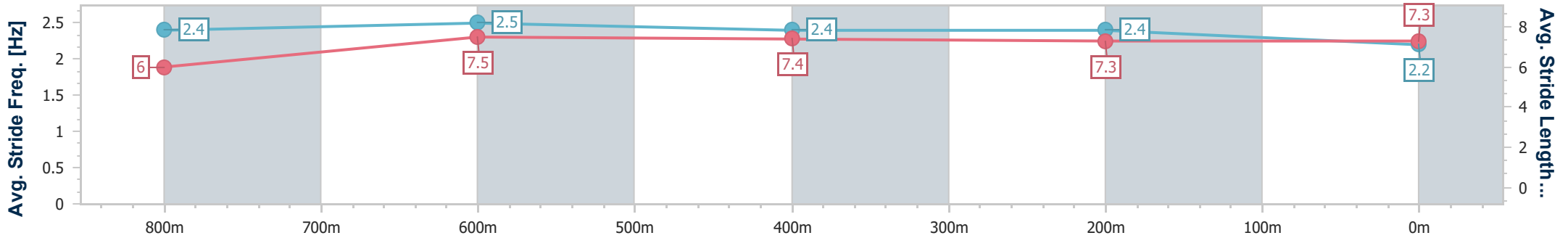
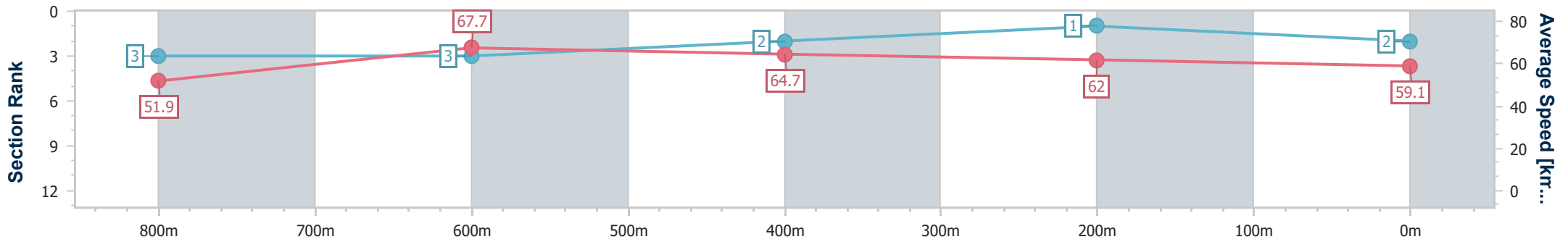
Horse/Jockey Name	Big Sky Country
Final Rank	2
Fastest Section Time (Section)	0:10.62 (800m)
Top Speed [km/h] (Section)	70.5 (800m)
Race State	Finished



Toowoomba QLD Professional
 Race 2: CARPET ONE BENCHMARK 70 Handicap - 1000m
 28 December 2024 - 18:06
 Track Rating: Good 4, Weather: Hot, Rail Position: True



Section	Overall	800m	600m	400m	200m
Section Times	0:59.75 [2] (0:13.91)	0:45.84 [3] (0:10.62)	0:35.22 [3] (0:11.30)	0:23.92 [2] (0:11.69)	0:12.23 [1] (0:12.23)
Average Speed [km/h]	51.9	67.7	64.7	62.0	59.1
Top Speed [km/h]	69.8	70.5	66.2	63.3	61.0
Avg. Dist. to Rail [m]	3.1	1.4	2.1	3.1	1.0
Avg. Stride Freq. [Hz]	2.4	2.5	2.4	2.4	2.2
Avg. Stride Length [m]	6.0	7.5	7.4	7.3	7.3



- [] Ranking at each section and finish
- .-.- No data available at this section
- NA No data available



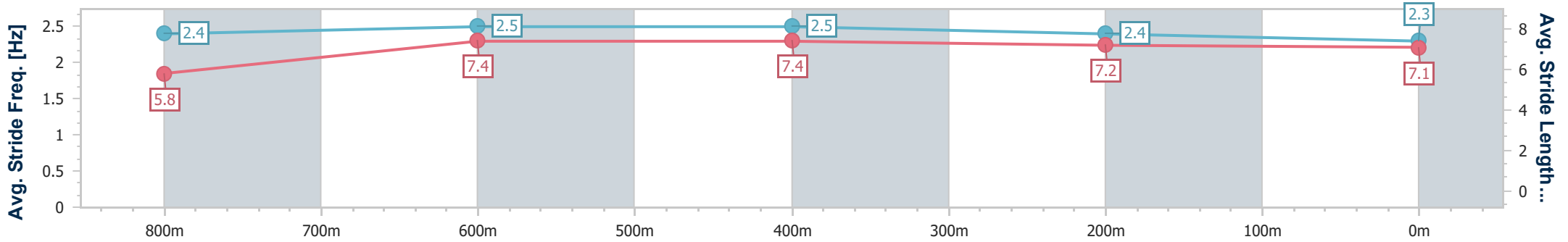
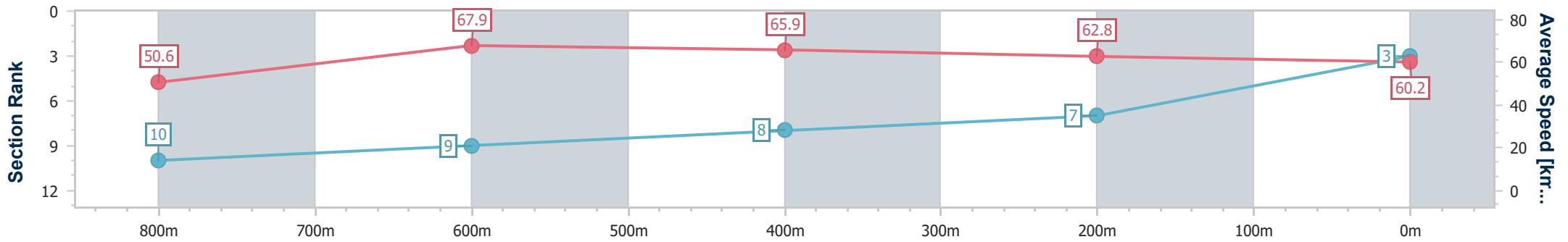
Horse/Jockey Name	All Stashed Up
Final Rank	3
Fastest Section Time (Section)	0:10.61 (800m)
Top Speed [km/h] (Section)	69.2 (800m)
Race State	Finished



Toowoomba QLD Professional
 Race 2: CARPET ONE BENCHMARK 70 Handicap - 1000m
 28 December 2024 - 18:06
 Track Rating: Good 4, Weather: Hot, Rail Position: True



Section	Overall	800m	600m	400m	200m
Section Times	0:59.82 [3] (0:14.37)	0:45.45 [10] (0:10.61)	0:34.84 [9] (0:11.19)	0:23.65 [8] (0:11.71)	0:11.94 [7] (0:11.94)
Average Speed [km/h]	50.6	67.9	65.9	62.8	60.2
Top Speed [km/h]	69.1	69.2	67.6	64.8	62.4
Avg. Dist. to Rail [m]	5.6	1.7	3.9	6.3	7.6
Avg. Stride Freq. [Hz]	2.4	2.5	2.5	2.4	2.3
Avg. Stride Length [m]	5.8	7.4	7.4	7.2	7.1



- [] Ranking at each section and finish
- .-.- No data available at this section
- NA No data available



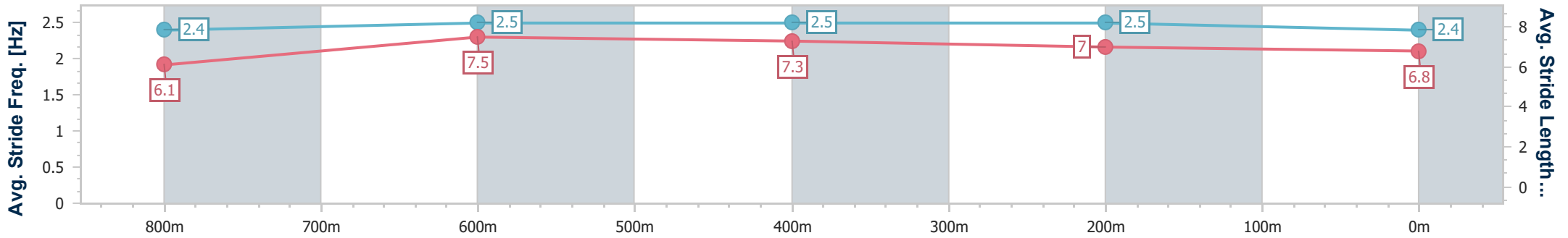
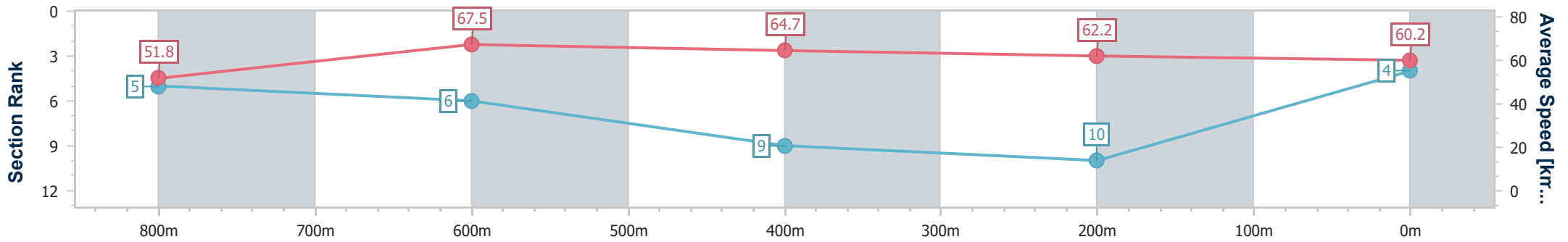
Horse/Jockey Name	Cabrinella
Final Rank	4
Fastest Section Time (Section)	0:10.75 (800m)
Top Speed [km/h] (Section)	68.4 (800m)
Race State	Finished



Toowoomba QLD Professional
 Race 2: CARPET ONE BENCHMARK 70 Handicap - 1000m
 28 December 2024 - 18:06
 Track Rating: Good 4, Weather: Hot, Rail Position: True



Section	Overall	800m	600m	400m	200m
Section Times	0:59.91 [4] (0:14.13)	0:45.78 [5] (0:10.75)	0:35.03 [6] (0:11.32)	0:23.71 [9] (0:11.74)	0:11.97 [10] (0:11.97)
Average Speed [km/h]	51.8	67.5	64.7	62.2	60.2
Top Speed [km/h]	67.5	68.4	67.2	63.2	62.3
Avg. Dist. to Rail [m]	9.2	2.7	3.1	4.3	6.6
Avg. Stride Freq. [Hz]	2.4	2.5	2.5	2.5	2.4
Avg. Stride Length [m]	6.1	7.5	7.3	7.0	6.8



- [] Ranking at each section and finish
- .-.- No data available at this section
- NA No data available



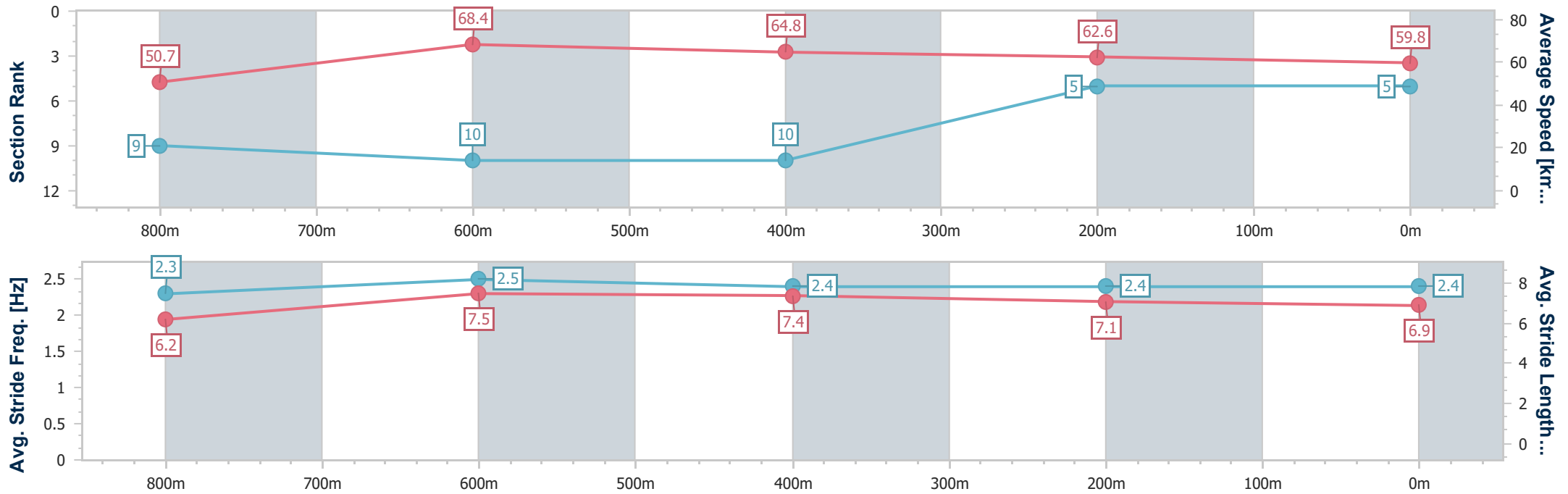
Horse/Jockey Name	Never Say Nay
Final Rank	5
Fastest Section Time (Section)	0:10.69 (800m)
Top Speed [km/h] (Section)	70.0 (800m)
Race State	Finished



Toowoomba QLD Professional
 Race 2: CARPET ONE BENCHMARK 70 Handicap - 1000m
 28 December 2024 - 18:06
 Track Rating: Good 4, Weather: Hot, Rail Position: True



Section	Overall	800m	600m	400m	200m
Section Times	0:59.91 [5] (0:14.31)	0:45.60 [9] (0:10.69)	0:34.91 [10] (0:11.24)	0:23.67 [10] (0:11.61)	0:12.06 [5] (0:12.06)
Average Speed [km/h]	50.7	68.4	64.8	62.6	59.8
Top Speed [km/h]	67.7	70.0	68.0	64.5	61.4
Avg. Dist. to Rail [m]	6.9	3.2	2.5	3.7	4.8
Avg. Stride Freq. [Hz]	2.3	2.5	2.4	2.4	2.4
Avg. Stride Length [m]	6.2	7.5	7.4	7.1	6.9



- [] Ranking at each section and finish
- .-.- No data available at this section
- NA No data available



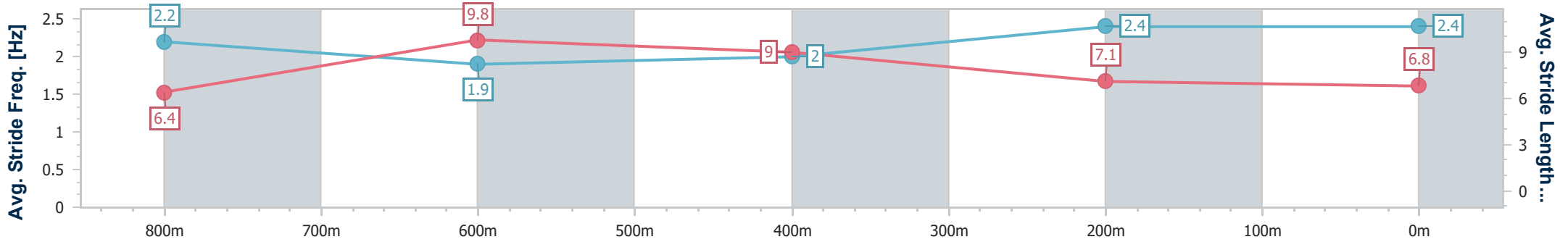
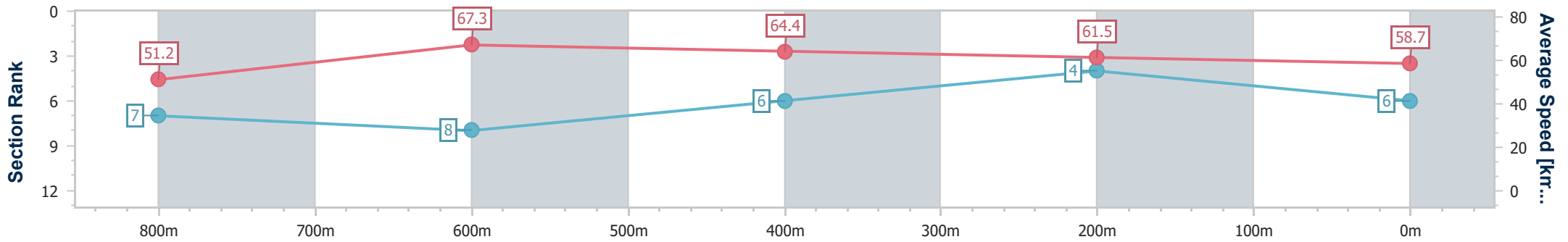
Horse/Jockey Name	Upstart Legend
Final Rank	6
Fastest Section Time (Section)	0:10.74 (800m)
Top Speed [km/h] (Section)	68.7 (800m)
Race State	Finished



Toowoomba QLD Professional
 Race 2: CARPET ONE BENCHMARK 70 Handicap - 1000m
 28 December 2024 - 18:06
 Track Rating: Good 4, Weather: Hot, Rail Position: True



Section	Overall	800m	600m	400m	200m
Section Times	1:00.07 [6] (0:14.17)	0:45.90 [7] (0:10.74)	0:35.16 [8] (0:11.19)	0:23.97 [6] (0:11.70)	0:12.27 [4] (0:12.27)
Average Speed [km/h]	51.2	67.3	64.4	61.5	58.7
Top Speed [km/h]	67.2	68.7	67.2	62.5	60.7
Avg. Dist. to Rail [m]	3.2	1.2	0.3	0.4	1.3
Avg. Stride Freq. [Hz]	2.2	1.9	2.0	2.4	2.4
Avg. Stride Length [m]	6.4	9.8	9.0	7.1	6.8



- [] Ranking at each section and finish
- .-.- No data available at this section
- NA No data available



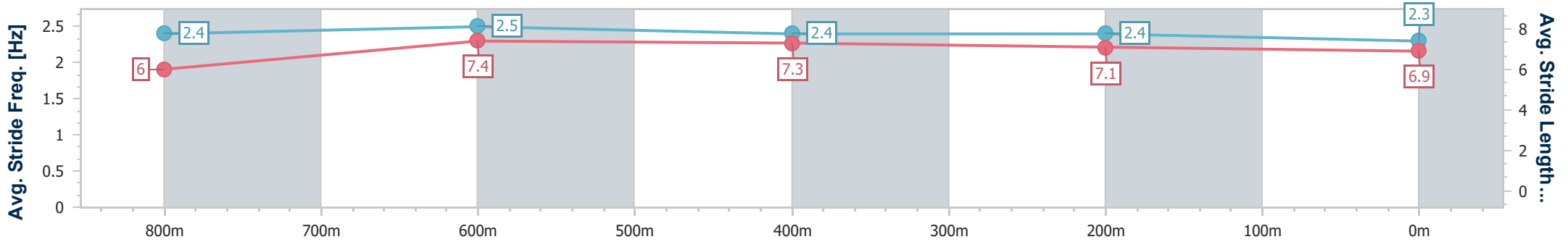
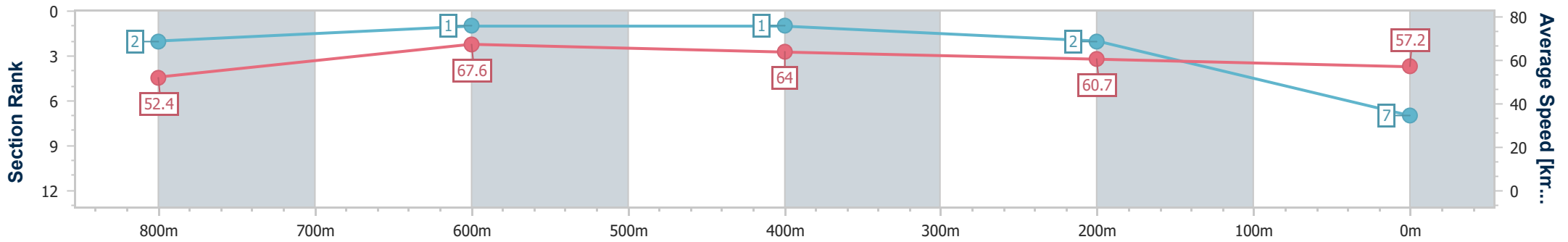
Horse/Jockey Name	On Hold
Final Rank	7
Fastest Section Time (Section)	0:10.64 (800m)
Top Speed [km/h] (Section)	68.6 (800m)
Race State	Finished



Toowoomba QLD Professional
 Race 2: CARPET ONE BENCHMARK 70 Handicap - 1000m
 28 December 2024 - 18:06
 Track Rating: Good 4, Weather: Hot, Rail Position: True



Section	Overall	800m	600m	400m	200m
Section Times	1:00.15 [7] (0:13.79)	0:46.36 [2] (0:10.64)	0:35.72 [1] (0:11.25)	0:24.47 [1] (0:11.86)	0:12.61 [2] (0:12.61)
Average Speed [km/h]	52.4	67.6	64.0	60.7	57.2
Top Speed [km/h]	68.5	68.6	67.1	62.0	59.2
Avg. Dist. to Rail [m]	2.3	0.3	0.4	0.8	1.5
Avg. Stride Freq. [Hz]	2.4	2.5	2.4	2.4	2.3
Avg. Stride Length [m]	6.0	7.4	7.3	7.1	6.9



- [] Ranking at each section and finish
- .-.- No data available at this section
- NA No data available



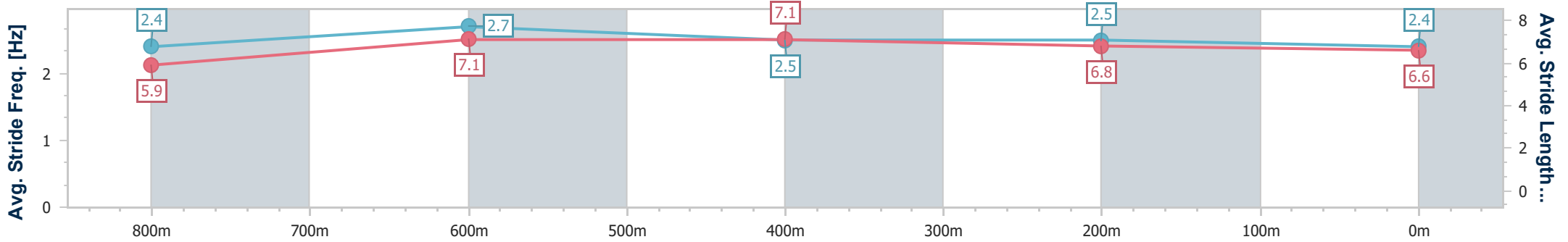
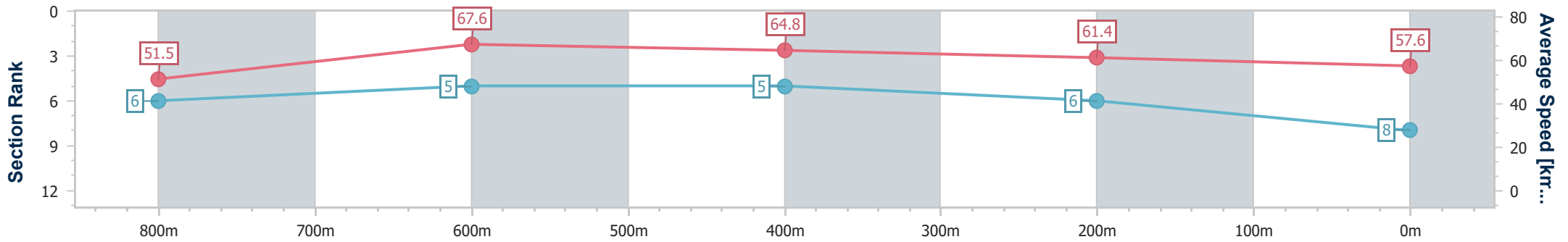
Horse/Jockey Name	Because The Night
Final Rank	8
Fastest Section Time (Section)	0:10.67 (800m)
Top Speed [km/h] (Section)	68.8 (800m)
Race State	Finished



Toowoomba QLD Professional
 Race 2: CARPET ONE BENCHMARK 70 Handicap - 1000m
 28 December 2024 - 18:06
 Track Rating: Good 4, Weather: Hot, Rail Position: True



Section	Overall	800m	600m	400m	200m
Section Times	1:00.37 [8] (0:14.13)	0:46.24 [6] (0:10.67)	0:35.57 [5] (0:11.25)	0:24.32 [5] (0:11.81)	0:12.51 [6] (0:12.51)
Average Speed [km/h]	51.5	67.6	64.8	61.4	57.6
Top Speed [km/h]	68.5	68.8	68.0	62.8	59.9
Avg. Dist. to Rail [m]	4.8	1.7	1.7	2.4	2.6
Avg. Stride Freq. [Hz]	2.4	2.7	2.5	2.5	2.4
Avg. Stride Length [m]	5.9	7.1	7.1	6.8	6.6



- [] Ranking at each section and finish
- .-.- No data available at this section
- NA No data available



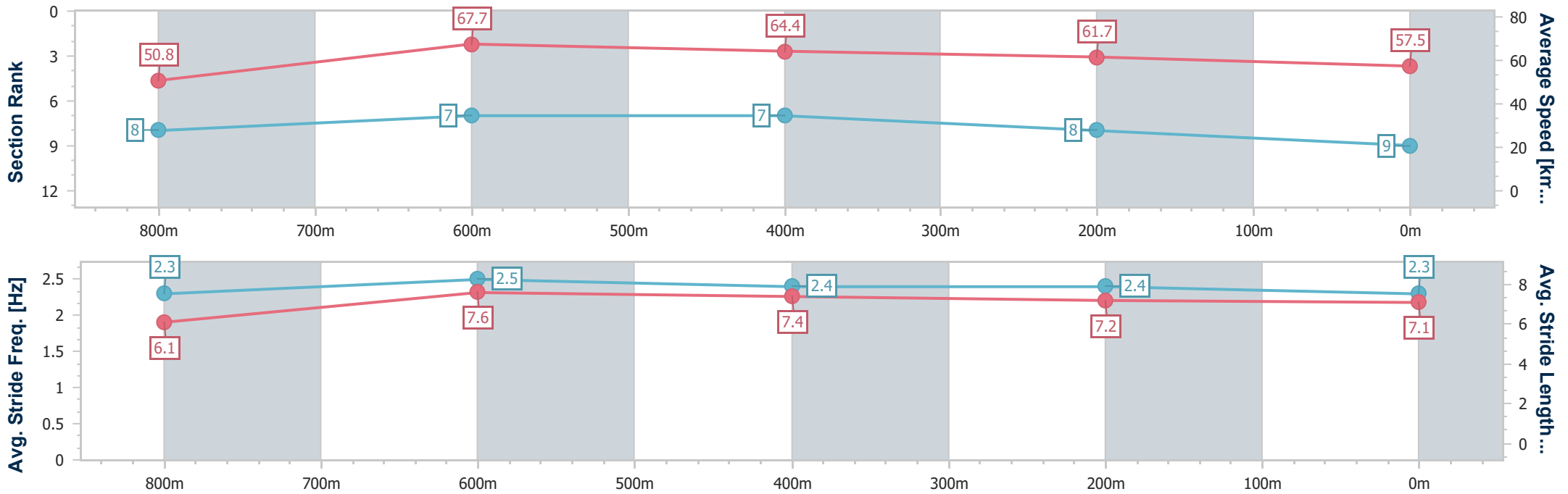
Horse/Jockey Name	Drang A Tang
Final Rank	9
Fastest Section Time (Section)	0:10.70 (800m)
Top Speed [km/h] (Section)	68.8 (800m)
Race State	Finished



Toowoomba QLD Professional
 Race 2: CARPET ONE BENCHMARK 70 Handicap - 1000m
 28 December 2024 - 18:06
 Track Rating: Good 4, Weather: Hot, Rail Position: True



Section	Overall	800m	600m	400m	200m
Section Times	1:00.39 [9] (0:14.20)	0:46.19 [8] (0:10.70)	0:35.49 [7] (0:11.26)	0:24.23 [7] (0:11.74)	0:12.49 [8] (0:12.49)
Average Speed [km/h]	50.8	67.7	64.4	61.7	57.5
Top Speed [km/h]	67.0	68.8	66.4	63.5	60.8
Avg. Dist. to Rail [m]	3.4	1.0	1.6	1.7	1.0
Avg. Stride Freq. [Hz]	2.3	2.5	2.4	2.4	2.3
Avg. Stride Length [m]	6.1	7.6	7.4	7.2	7.1



- [] Ranking at each section and finish
- .-.- No data available at this section
- NA No data available



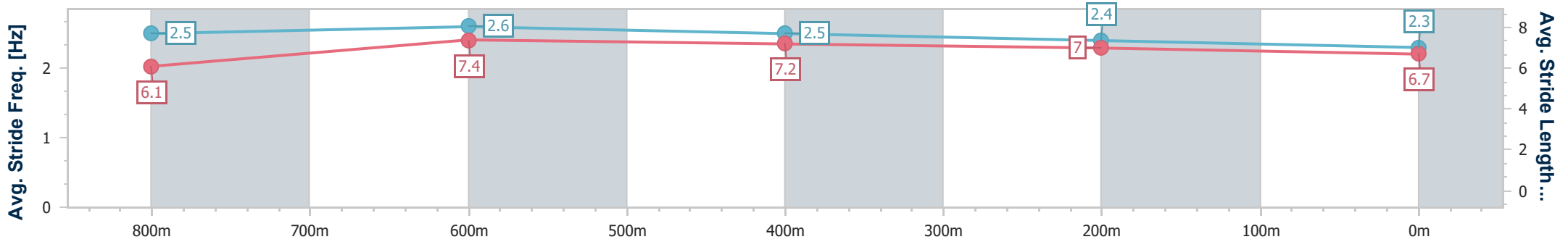
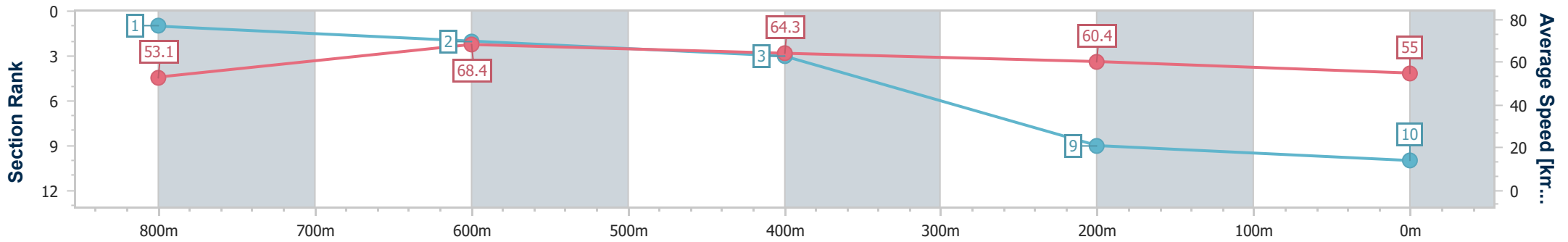
Horse/Jockey Name	Garrucha
Final Rank	10
Fastest Section Time (Section)	0:10.67 (800m)
Top Speed [km/h] (Section)	69.8 (800m)
Race State	Finished



Toowoomba QLD Professional
 Race 2: CARPET ONE BENCHMARK 70 Handicap - 1000m
 28 December 2024 - 18:06
 Track Rating: Good 4, Weather: Hot, Rail Position: True



Section	Overall	800m	600m	400m	200m
Section Times	1:01.05 [10] (0:13.78)	0:47.27 [1] (0:10.67)	0:36.60 [2] (0:11.39)	0:25.21 [3] (0:12.08)	0:13.13 [9] (0:13.13)
Average Speed [km/h]	53.1	68.4	64.3	60.4	55.0
Top Speed [km/h]	69.0	69.8	66.9	62.5	58.7
Avg. Dist. to Rail [m]	9.1	3.0	3.2	4.6	4.1
Avg. Stride Freq. [Hz]	2.5	2.6	2.5	2.4	2.3
Avg. Stride Length [m]	6.1	7.4	7.2	7.0	6.7



- [] Ranking at each section and finish
- .-.- No data available at this section
- NA No data available