



Toowoomba QLD Professional

Race 1: THE TERRY BOURKE MEMORIAL Class 1 Handicap - 1200m

28 December 2024 - 17:28



Track Rating: Good 4, Weather: Fine, Rail Position: True

Section												Last 600m		
Field Times												0:36.11		
	Overall	1000m	800m	600m	400m	200m								
	1:12.18 (0:13.21)	0:58.97 (0:11.29)	0:47.68 (0:11.57)	0:36.11 (0:11.67)	0:24.44 (0:12.11)	0:12.33 (0:12.33)								
Rank	TAB	Horse/Jockey	Barrier	Top Speed [km/h]	Fastest Section								Margin	Distance Travelled [m]
1	8	NAUGHTY WORDS Shania Willis	10	67.7 1000m	0:11.03 1000m	1:12.18 [1] (0:13.93)	0:58.25 [10] (0:11.03)	0:47.22 [6] (0:11.54)	0:35.68 [6] (0:11.75)	0:23.93 [5] (0:11.96)	0:11.97 [3] (0:11.97)	1:12.18	0:35.68	
2	3	ULUWATU Michael Murphy	3	66.9 1000m	0:11.16 1000m	1:12.31 [2] (0:13.43)	0:58.88 [2] (0:11.16)	0:47.72 [2] (0:11.58)	0:36.14 [2] (0:11.73)	0:24.41 [2] (0:11.95)	0:12.46 [1] (0:12.46)	0.8L	0:36.14	-3
3	9	ROCK LOBSTER Amy Graham	6	67.2 Overall	0:11.17 1000m	1:12.45 [3] (0:13.57)	0:58.88 [4] (0:11.17)	0:47.71 [3] (0:11.51)	0:36.20 [3] (0:11.81)	0:24.39 [3] (0:12.09)	0:12.30 [2] (0:12.30)	1.6L	0:36.20	-1
4	6	HUMAN TOUCH Les Tilley	12	66.8 Overall	0:11.36 1000m	1:12.80 [4] (0:14.20)	0:58.60 [12] (0:11.36)	0:47.24 [12] (0:11.58)	0:35.66 [12] (0:11.81)	0:23.85 [11] (0:12.00)	0:11.85 [11] (0:11.85)	3.6L	0:35.66	-4
5	7	JOY MCCOY Rob Thorburn	5	65.8 1000m	0:11.30 1000m	1:12.81 [5] (0:13.80)	0:59.01 [6] (0:11.30)	0:47.71 [8] (0:11.66)	0:36.05 [7] (0:11.77)	0:24.28 [7] (0:11.89)	0:12.39 [6] (0:12.39)	3.7L	0:36.05	-1
6	13	ZEPHYRZ ZOOM Colleen Krahn	2	64.9 1000m	0:11.17 1000m	1:12.89 [6] (0:13.89)	0:59.00 [7] (0:11.17)	0:47.83 [7] (0:11.81)	0:36.02 [8] (0:11.81)	0:24.21 [9] (0:11.94)	0:12.27 [7] (0:12.27)	4.1L	0:36.02	-13
7	1	HARRY THE HORSE Jake Molloy	4	67.1 1000m	0:11.22 1000m	1:12.98 [7] (0:13.54)	0:59.44 [3] (0:11.22)	0:48.22 [4] (0:11.63)	0:36.59 [4] (0:11.70)	0:24.89 [4] (0:12.25)	0:12.64 [5] (0:12.64)	4.6L	0:36.59	-4
8	2	THEBARBEROFSEVILLE Olivia Kendal	9	65.7 1000m	0:11.30 1000m	1:13.19 [8] (0:14.17)	0:59.02 [11] (0:11.30)	0:47.72 [11] (0:11.65)	0:36.07 [11] (0:11.73)	0:24.34 [10] (0:12.01)	0:12.33 [10] (0:12.33)	5.6L	0:36.07	-7
9	5	SIRI SAY RUBICK Karl Zechner	7	64.8 1000m	0:11.31 1000m	1:13.26 [9] (0:13.92)	0:59.34 [9] (0:11.31)	0:48.03 [9] (0:11.65)	0:36.38 [9] (0:11.73)	0:24.65 [8] (0:12.20)	0:12.45 [9] (0:12.45)	6L	0:36.38	+0
10	15	GOOD'N'LUCKY Chelsea Baker	1	65.6 1000m	0:11.28 1000m	1:13.31 [10] (0:13.61)	0:59.70 [5] (0:11.28)	0:48.42 [5] (0:11.58)	0:36.84 [5] (0:12.04)	0:24.80 [6] (0:12.22)	0:12.58 [8] (0:12.58)	6.2L	0:36.84	-7

Did Not Finish: Lozen (#10)

Scratched: Thirty Odd Foot (#4), Black Country (#11), Eye Wanted (#12)

[] Ranking at each section and finish
 -:-:- No data available at this section
 NA No data available

SCN Saddle cloth number
 DNF Did not finish
 DNT Did not track



Toowoomba QLD Professional

Race 1: THE TERRY BOURKE MEMORIAL Class 1 Handicap - 1200m

28 December 2024 - 17:28



Track Rating: Good 4, Weather: Fine, Rail Position: True

Section		Overall	1000m	800m	600m	400m	200m	Last 600m					
Field Times		1:12.18 (0:13.21)	0:58.97 (0:11.29)	0:47.68 (0:11.57)	0:36.11 (0:11.67)	0:24.44 (0:12.11)	0:12.33 (0:12.33)	0:36.11					
Rank	TAB Horse/Jockey	Barrier	Top Speed [km/h]	Fastest Section				Margin	Distance Travelled [m]				
11	14 ASGOODASYOUGETT Darren Evans	11	69.1 Overall	0:11.29 1000m	1:13.88 [11] (0:13.21)	1:00.67 [1] (0:11.29)	0:49.38 [1] (0:11.57)	0:37.81 [1] (0:11.67)	0:26.14 [1] (0:12.57)	0:13.57 [4] (0:13.57)	9.5L	0:37.81	-8

Did Not Finish: Lozen (#10)

Scratched: Thirty Odd Foot (#4), Black Country (#11), Eye Wanted (#12)



Horse/Jockey Name	Naughty Words
Final Rank	1
Fastest Section Time (Section)	0:11.03 (1000m)
Top Speed [km/h] (Section)	67.7 (1000m)
Race State	Finished



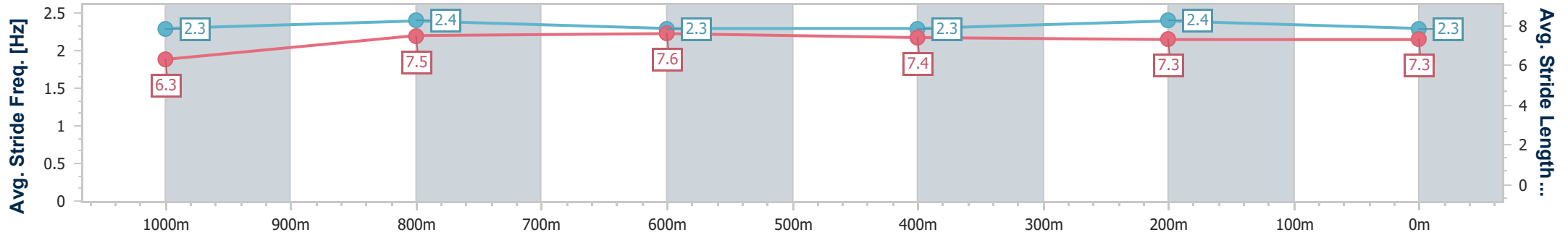
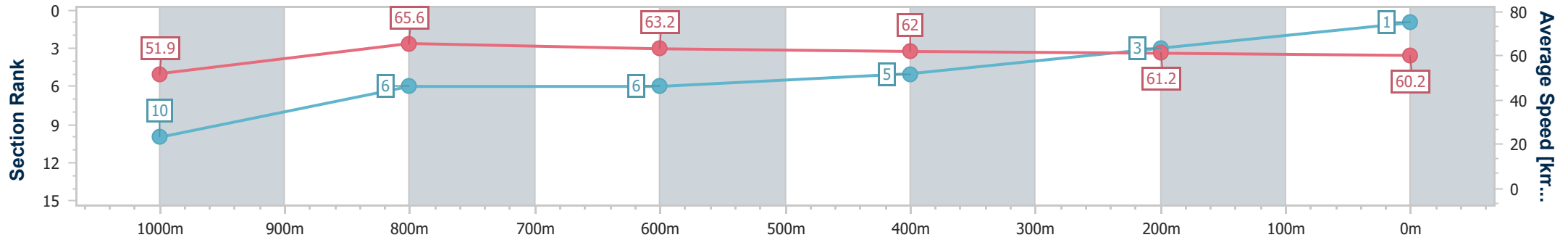
Toowoomba QLD Professional
 Race 1: THE TERRY BOURKE MEMORIAL Class 1 Handicap - 1200m



28 December 2024 - 17:28

Track Rating: Good 4, Weather: Fine, Rail Position: True

Section	Overall	1000m	800m	600m	400m	200m
Section Times	1:12.18 [1] (0:13.93)	0:58.25 [10] (0:11.03)	0:47.22 [6] (0:11.54)	0:35.68 [6] (0:11.75)	0:23.93 [5] (0:11.96)	0:11.97 [3] (0:11.97)
Average Speed [km/h]	51.9	65.6	63.2	62.0	61.2	60.2
Top Speed [km/h]	65.8	67.7	64.0	63.1	62.0	61.0
Avg. Dist. to Rail [m]	10.0	3.0	3.2	2.3	3.6	4.4
Avg. Stride Freq. [Hz]	2.3	2.4	2.3	2.3	2.4	2.3
Avg. Stride Length [m]	6.3	7.5	7.6	7.4	7.3	7.3



- [] Ranking at each section and finish
- .-.- No data available at this section
- NA No data available



Horse/Jockey Name	Uluwatu
Final Rank	2
Fastest Section Time (Section)	0:11.16 (1000m)
Top Speed [km/h] (Section)	66.9 (1000m)
Race State	Finished



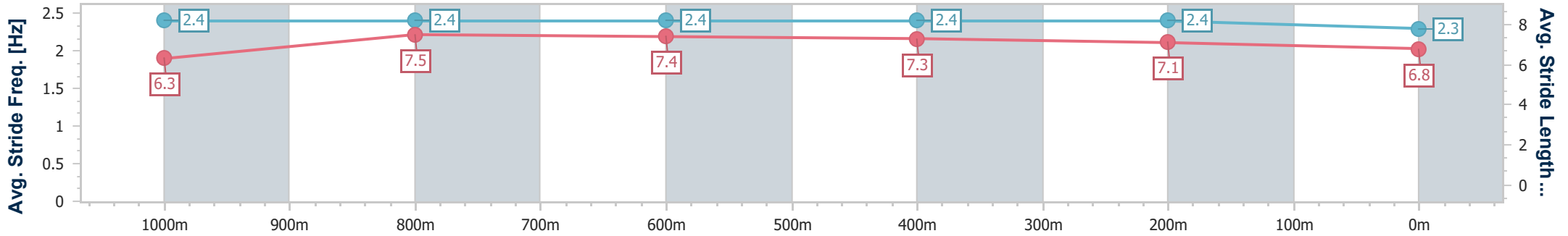
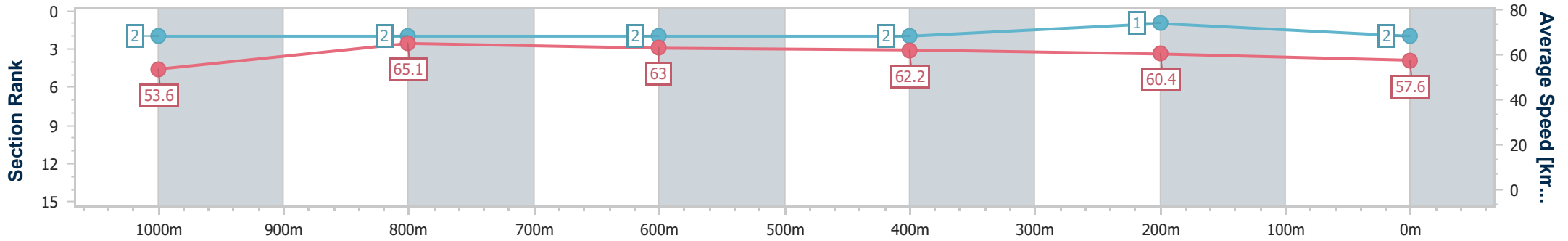
Toowoomba QLD Professional
Race 1: THE TERRY BOURKE MEMORIAL Class 1 Handicap - 1200m



28 December 2024 - 17:28

Track Rating: Good 4, Weather: Fine, Rail Position: True

Section	Overall	1000m	800m	600m	400m	200m
Section Times	1:12.31 [2] (0:13.43)	0:58.88 [2] (0:11.16)	0:47.72 [2] (0:11.58)	0:36.14 [2] (0:11.73)	0:24.41 [2] (0:11.95)	0:12.46 [1] (0:12.46)
Average Speed [km/h]	53.6	65.1	63.0	62.2	60.4	57.6
Top Speed [km/h]	66.6	66.9	63.9	63.3	61.5	59.5
Avg. Dist. to Rail [m]	6.2	3.0	3.4	2.4	0.7	0.9
Avg. Stride Freq. [Hz]	2.4	2.4	2.4	2.4	2.4	2.3
Avg. Stride Length [m]	6.3	7.5	7.4	7.3	7.1	6.8



- [] Ranking at each section and finish
- .-.- No data available at this section
- NA No data available



Horse/Jockey Name	Rock Lobster
Final Rank	3
Fastest Section Time (Section)	0:11.17 (1000m)
Top Speed [km/h] (Section)	67.2 (Overall)
Race State	Finished



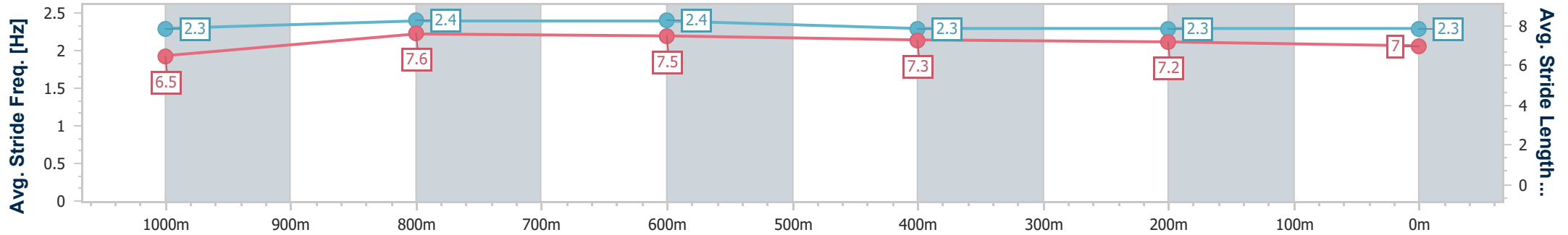
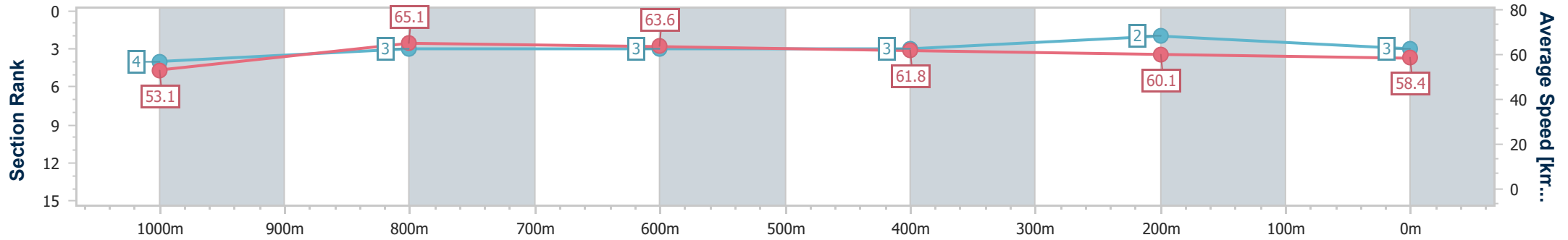
Toowoomba QLD Professional
Race 1: THE TERRY BOURKE MEMORIAL Class 1 Handicap - 1200m



28 December 2024 - 17:28

Track Rating: Good 4, Weather: Fine, Rail Position: True

Section	Overall	1000m	800m	600m	400m	200m
Section Times	1:12.45 [3] (0:13.57)	0:58.88 [4] (0:11.17)	0:47.71 [3] (0:11.51)	0:36.20 [3] (0:11.81)	0:24.39 [3] (0:12.09)	0:12.30 [2] (0:12.30)
Average Speed [km/h]	53.1	65.1	63.6	61.8	60.1	58.4
Top Speed [km/h]	67.2	67.2	65.2	64.6	60.9	60.0
Avg. Dist. to Rail [m]	8.8	3.8	3.4	2.9	1.8	0.9
Avg. Stride Freq. [Hz]	2.3	2.4	2.4	2.3	2.3	2.3
Avg. Stride Length [m]	6.5	7.6	7.5	7.3	7.2	7.0



- [] Ranking at each section and finish
- .-.-.- No data available at this section
- NA No data available



Horse/Jockey Name	Human Touch
Final Rank	4
Fastest Section Time (Section)	0:11.36 (1000m)
Top Speed [km/h] (Section)	66.8 (Overall)
Race State	Finished



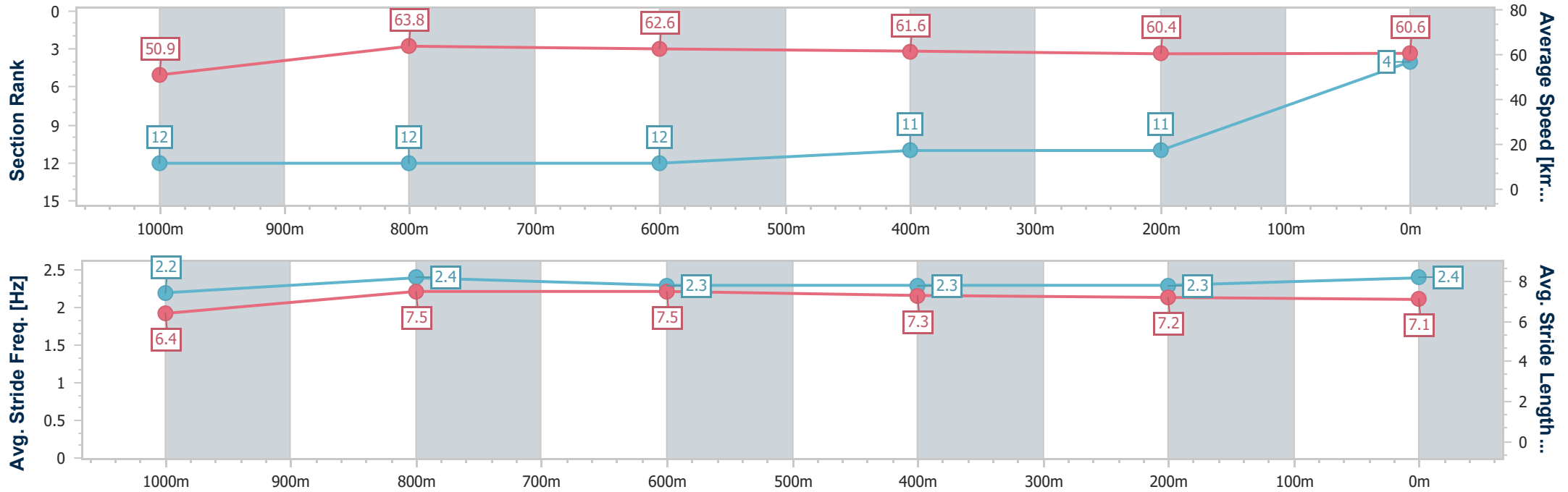
Toowoomba QLD Professional
Race 1: THE TERRY BOURKE MEMORIAL Class 1 Handicap - 1200m



28 December 2024 - 17:28

Track Rating: Good 4, Weather: Fine, Rail Position: True

Section	Overall	1000m	800m	600m	400m	200m
Section Times	1:12.80 [4] (0:14.20)	0:58.60 [12] (0:11.36)	0:47.24 [12] (0:11.58)	0:35.66 [12] (0:11.81)	0:23.85 [11] (0:12.00)	0:11.85 [11] (0:11.85)
Average Speed [km/h]	50.9	63.8	62.6	61.6	60.4	60.6
Top Speed [km/h]	66.8	66.7	63.6	63.1	61.4	61.7
Avg. Dist. to Rail [m]	10.6	1.9	2.2	1.5	2.8	6.2
Avg. Stride Freq. [Hz]	2.2	2.4	2.3	2.3	2.3	2.4
Avg. Stride Length [m]	6.4	7.5	7.5	7.3	7.2	7.1



- [] Ranking at each section and finish
- .-.- No data available at this section
- NA No data available



Horse/Jockey Name	Joy Mccoy
Final Rank	5
Fastest Section Time (Section)	0:11.30 (1000m)
Top Speed [km/h] (Section)	65.8 (1000m)
Race State	Finished



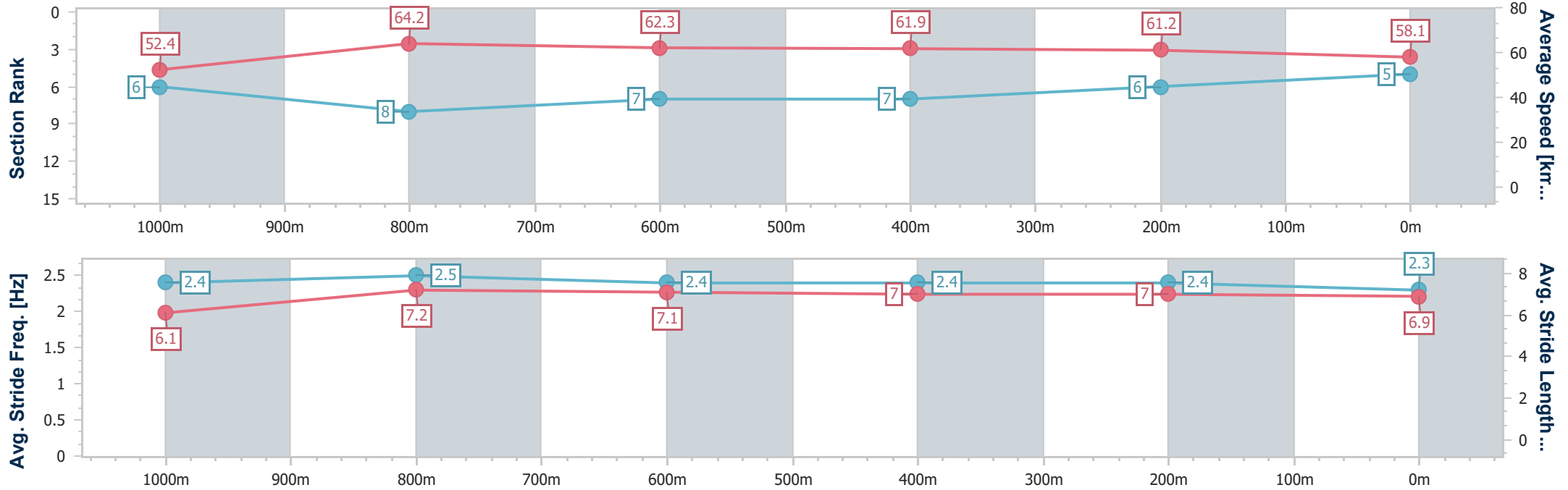
Toowoomba QLD Professional
 Race 1: THE TERRY BOURKE MEMORIAL Class 1 Handicap - 1200m



28 December 2024 - 17:28

Track Rating: Good 4, Weather: Fine, Rail Position: True

Section	Overall	1000m	800m	600m	400m	200m
Section Times	1:12.81 [5] (0:13.80)	0:59.01 [6] (0:11.30)	0:47.71 [8] (0:11.66)	0:36.05 [7] (0:11.77)	0:24.28 [7] (0:11.89)	0:12.39 [6] (0:12.39)
Average Speed [km/h]	52.4	64.2	62.3	61.9	61.2	58.1
Top Speed [km/h]	64.8	65.8	63.3	62.9	63.2	59.6
Avg. Dist. to Rail [m]	9.0	3.4	3.0	2.2	3.4	4.1
Avg. Stride Freq. [Hz]	2.4	2.5	2.4	2.4	2.4	2.3
Avg. Stride Length [m]	6.1	7.2	7.1	7.0	7.0	6.9



- [] Ranking at each section and finish
- .-.- No data available at this section
- NA No data available



Horse/Jockey Name	Zephyrz Zoom
Final Rank	6
Fastest Section Time (Section)	0:11.17 (1000m)
Top Speed [km/h] (Section)	64.9 (1000m)
Race State	Finished



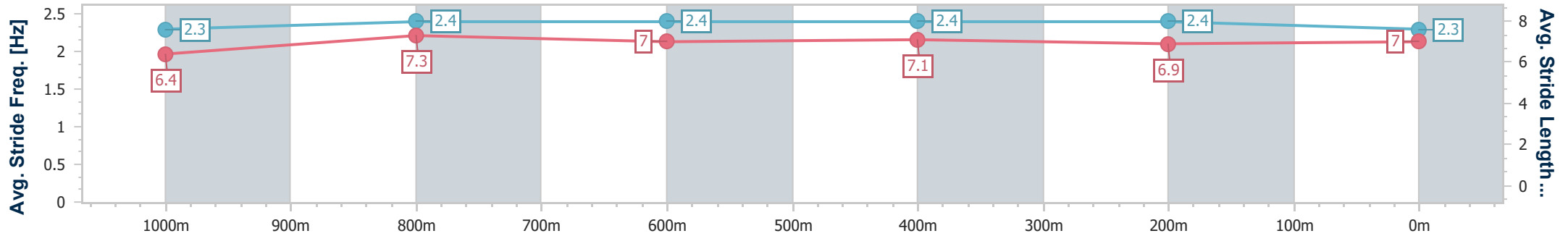
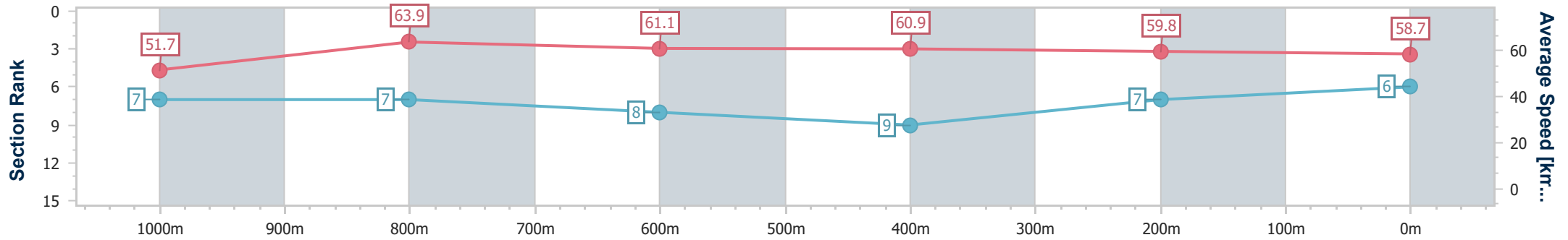
Toowoomba QLD Professional
 Race 1: THE TERRY BOURKE MEMORIAL Class 1 Handicap - 1200m



28 December 2024 - 17:28

Track Rating: Good 4, Weather: Fine, Rail Position: True

Section	Overall	1000m	800m	600m	400m	200m
Section Times	1:12.89 [6] (0:13.89)	0:59.00 [7] (0:11.17)	0:47.83 [7] (0:11.81)	0:36.02 [8] (0:11.81)	0:24.21 [9] (0:11.94)	0:12.27 [7] (0:12.27)
Average Speed [km/h]	51.7	63.9	61.1	60.9	59.8	58.7
Top Speed [km/h]	64.3	64.9	63.1	61.9	60.9	60.9
Avg. Dist. to Rail [m]	1.8	2.3	1.2	0.8	1.7	3.0
Avg. Stride Freq. [Hz]	2.3	2.4	2.4	2.4	2.4	2.3
Avg. Stride Length [m]	6.4	7.3	7.0	7.1	6.9	7.0



- [] Ranking at each section and finish
- .-.- No data available at this section
- NA No data available



Horse/Jockey Name	Harry The Horse
Final Rank	7
Fastest Section Time (Section)	0:11.22 (1000m)
Top Speed [km/h] (Section)	67.1 (1000m)
Race State	Finished



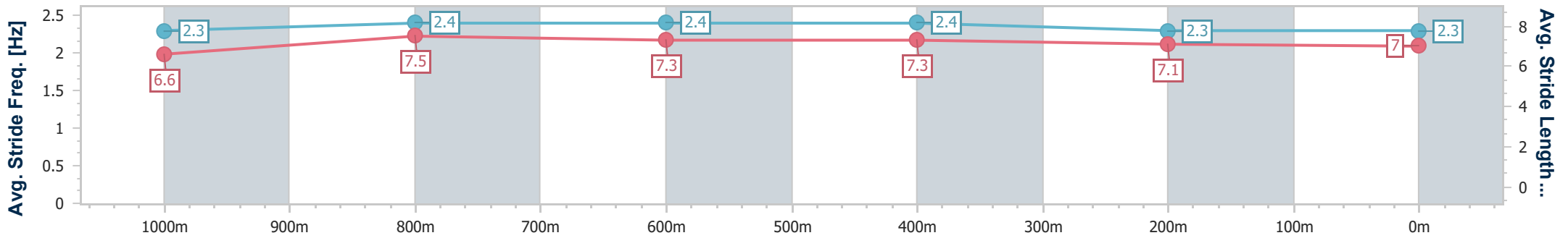
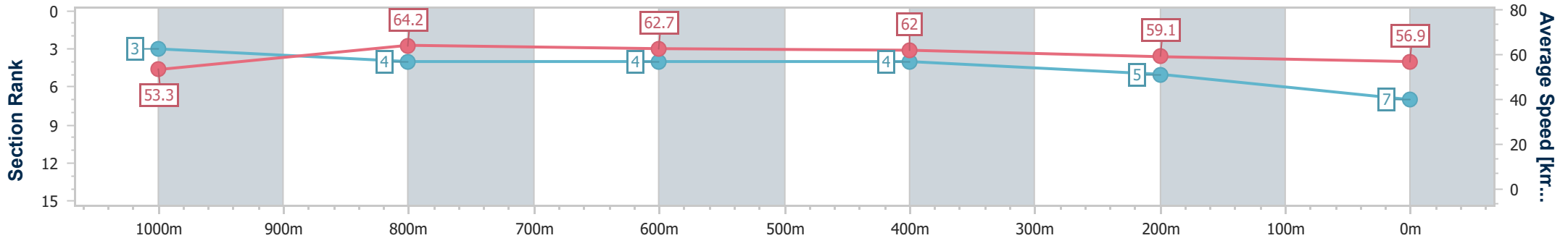
Toowoomba QLD Professional
 Race 1: THE TERRY BOURKE MEMORIAL Class 1 Handicap - 1200m



28 December 2024 - 17:28

Track Rating: Good 4, Weather: Fine, Rail Position: True

Section	Overall	1000m	800m	600m	400m	200m
Section Times	1:12.98 [7] (0:13.54)	0:59.44 [3] (0:11.22)	0:48.22 [4] (0:11.63)	0:36.59 [4] (0:11.70)	0:24.89 [4] (0:12.25)	0:12.64 [5] (0:12.64)
Average Speed [km/h]	53.3	64.2	62.7	62.0	59.1	56.9
Top Speed [km/h]	67.0	67.1	63.1	63.4	60.0	58.7
Avg. Dist. to Rail [m]	3.9	1.3	3.2	1.3	1.9	2.1
Avg. Stride Freq. [Hz]	2.3	2.4	2.4	2.4	2.3	2.3
Avg. Stride Length [m]	6.6	7.5	7.3	7.3	7.1	7.0



- [] Ranking at each section and finish
- .-.- No data available at this section
- NA No data available



Horse/Jockey Name	Thebarberofseville
Final Rank	8
Fastest Section Time (Section)	0:11.30 (1000m)
Top Speed [km/h] (Section)	65.7 (1000m)
Race State	Finished



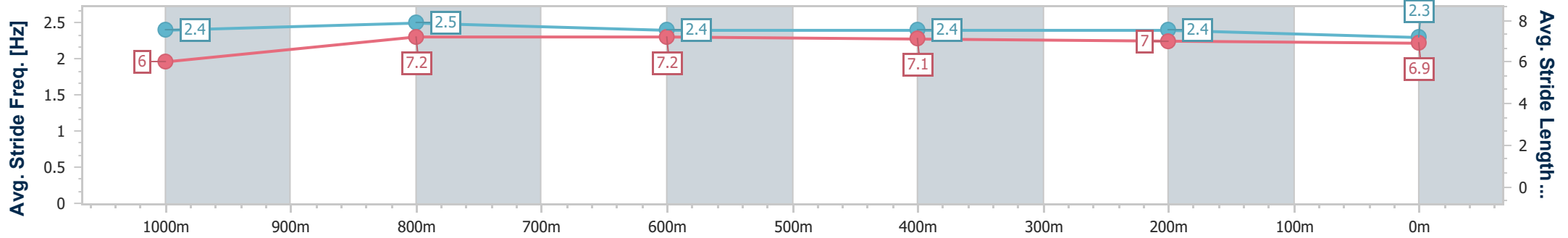
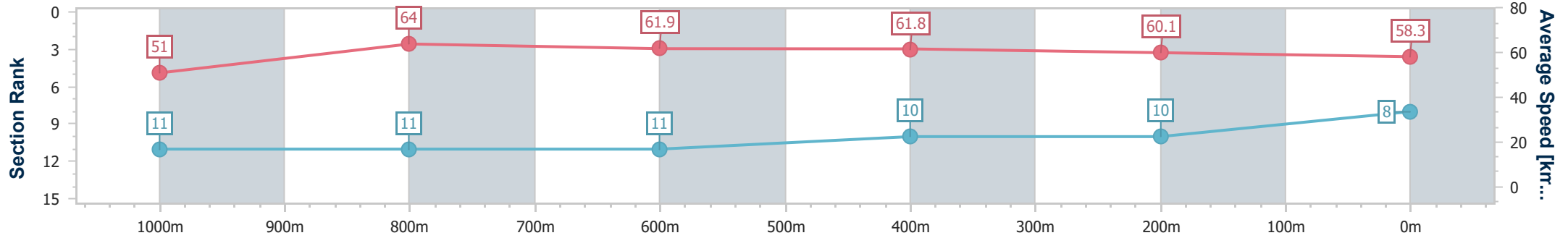
Toowoomba QLD Professional
Race 1: THE TERRY BOURKE MEMORIAL Class 1 Handicap - 1200m



28 December 2024 - 17:28

Track Rating: Good 4, Weather: Fine, Rail Position: True

Section	Overall	1000m	800m	600m	400m	200m
Section Times	1:13.19 [8] (0:14.17)	0:59.02 [11] (0:11.30)	0:47.72 [11] (0:11.65)	0:36.07 [11] (0:11.73)	0:24.34 [10] (0:12.01)	0:12.33 [10] (0:12.33)
Average Speed [km/h]	51.0	64.0	61.9	61.8	60.1	58.3
Top Speed [km/h]	65.6	65.7	62.9	63.0	60.9	60.2
Avg. Dist. to Rail [m]	6.7	0.5	1.2	1.2	0.8	0.4
Avg. Stride Freq. [Hz]	2.4	2.5	2.4	2.4	2.4	2.3
Avg. Stride Length [m]	6.0	7.2	7.2	7.1	7.0	6.9



- [] Ranking at each section and finish
- .-.- No data available at this section
- NA No data available



Horse/Jockey Name	Siri Say Rubick
Final Rank	9
Fastest Section Time (Section)	0:11.31 (1000m)
Top Speed [km/h] (Section)	64.8 (1000m)
Race State	Finished



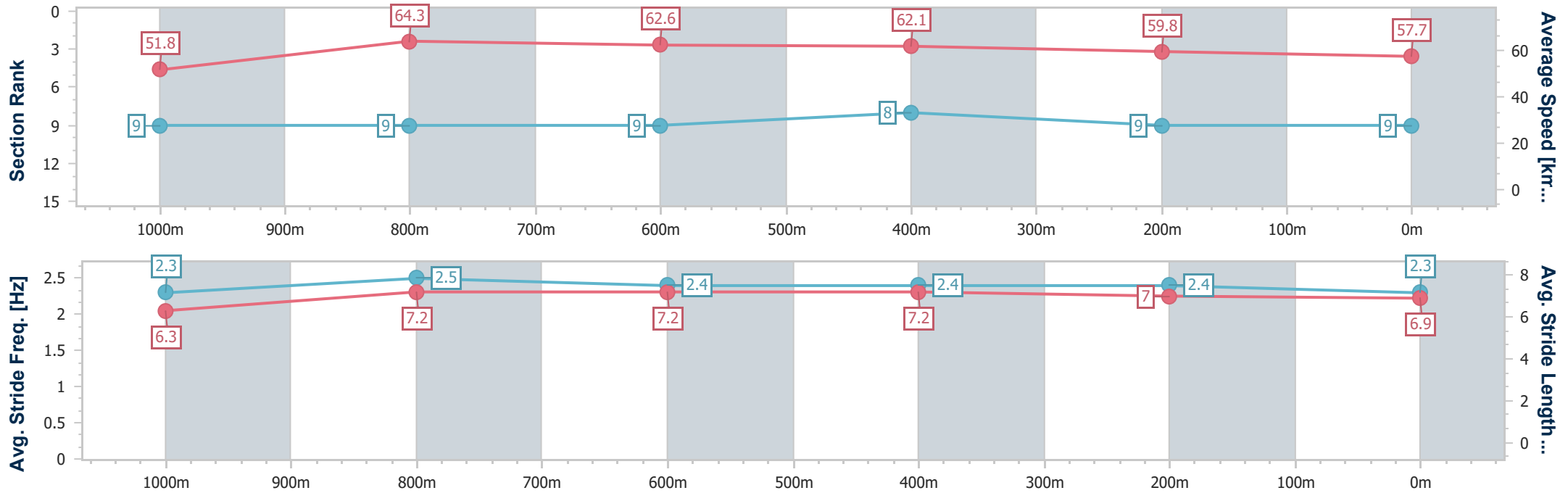
Toowoomba QLD Professional
Race 1: THE TERRY BOURKE MEMORIAL Class 1 Handicap - 1200m



28 December 2024 - 17:28

Track Rating: Good 4, Weather: Fine, Rail Position: True

Section	Overall	1000m	800m	600m	400m	200m
Section Times	1:13.26 [9] (0:13.92)	0:59.34 [9] (0:11.31)	0:48.03 [9] (0:11.65)	0:36.38 [9] (0:11.73)	0:24.65 [8] (0:12.20)	0:12.45 [9] (0:12.45)
Average Speed [km/h]	51.8	64.3	62.6	62.1	59.8	57.7
Top Speed [km/h]	63.8	64.8	63.4	63.6	61.0	59.7
Avg. Dist. to Rail [m]	8.4	2.6	3.1	2.4	3.7	4.3
Avg. Stride Freq. [Hz]	2.3	2.5	2.4	2.4	2.4	2.3
Avg. Stride Length [m]	6.3	7.2	7.2	7.2	7.0	6.9



- [] Ranking at each section and finish
- .-.- No data available at this section
- NA No data available



Horse/Jockey Name	Good'n'lucky
Final Rank	10
Fastest Section Time (Section)	0:11.28 (1000m)
Top Speed [km/h] (Section)	65.6 (1000m)
Race State	Finished



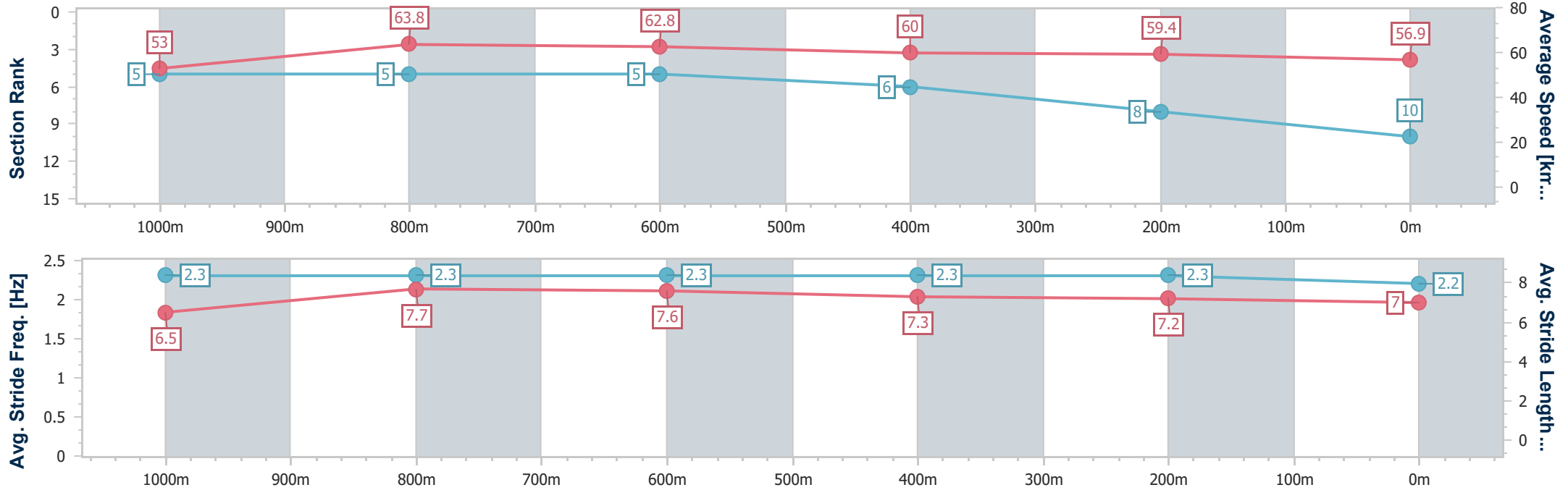
Toowoomba QLD Professional
 Race 1: THE TERRY BOURKE MEMORIAL Class 1 Handicap - 1200m



28 December 2024 - 17:28

Track Rating: Good 4, Weather: Fine, Rail Position: True

Section	Overall	1000m	800m	600m	400m	200m
Section Times	1:13.31 [10] (0:13.61)	0:59.70 [5] (0:11.28)	0:48.42 [5] (0:11.58)	0:36.84 [5] (0:12.04)	0:24.80 [6] (0:12.22)	0:12.58 [8] (0:12.58)
Average Speed [km/h]	53.0	63.8	62.8	60.0	59.4	56.9
Top Speed [km/h]	65.6	65.6	63.4	63.4	60.5	58.2
Avg. Dist. to Rail [m]	2.9	0.4	1.7	1.4	1.2	1.5
Avg. Stride Freq. [Hz]	2.3	2.3	2.3	2.3	2.3	2.2
Avg. Stride Length [m]	6.5	7.7	7.6	7.3	7.2	7.0



- [] Ranking at each section and finish
- .-.- No data available at this section
- NA No data available



Horse/Jockey Name	Asgoodasyougett
Final Rank	11
Fastest Section Time (Section)	0:11.29 (1000m)
Top Speed [km/h] (Section)	69.1 (Overall)
Race State	Finished



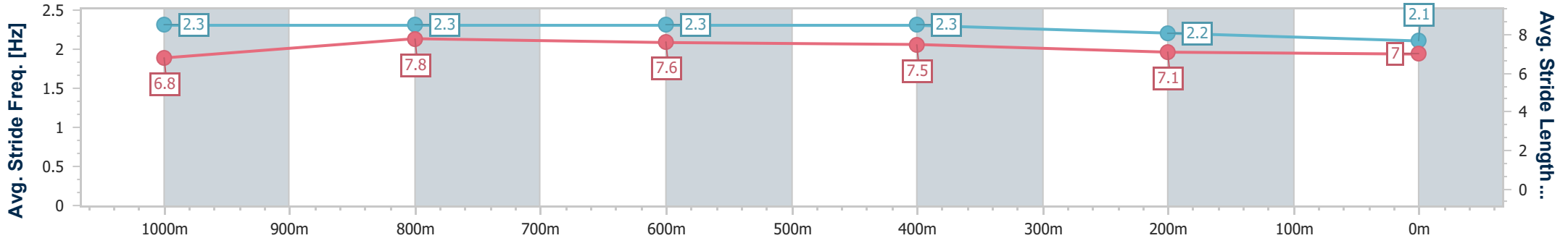
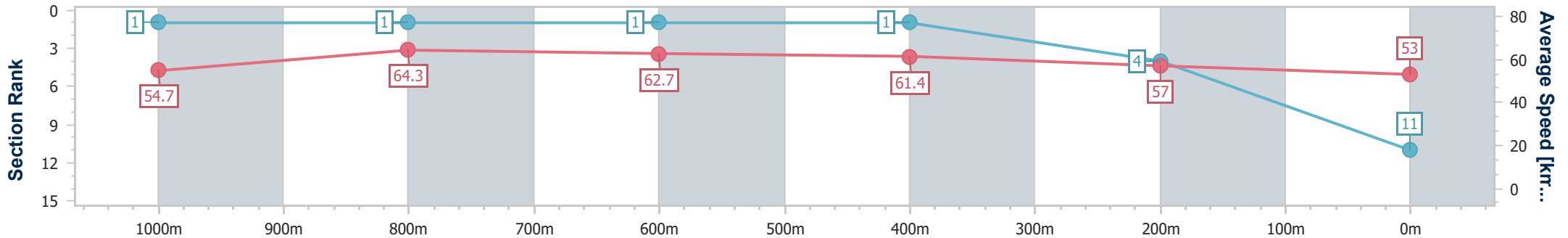
Toowoomba QLD Professional
Race 1: THE TERRY BOURKE MEMORIAL Class 1 Handicap - 1200m



28 December 2024 - 17:28

Track Rating: Good 4, Weather: Fine, Rail Position: True

Section	Overall	1000m	800m	600m	400m	200m
Section Times	1:13.88 [11] (0:13.21)	1:00.67 [1] (0:11.29)	0:49.38 [1] (0:11.57)	0:37.81 [1] (0:11.67)	0:26.14 [1] (0:12.57)	0:13.57 [4] (0:13.57)
Average Speed [km/h]	54.7	64.3	62.7	61.4	57.0	53.0
Top Speed [km/h]	69.1	66.5	63.5	63.7	59.3	55.5
Avg. Dist. to Rail [m]	11.0	2.7	1.5	0.9	1.2	1.2
Avg. Stride Freq. [Hz]	2.3	2.3	2.3	2.3	2.2	2.1
Avg. Stride Length [m]	6.8	7.8	7.6	7.5	7.1	7.0



- [] Ranking at each section and finish
- .-.- No data available at this section
- NA No data available



Horse/Jockey Name	Lozen
Final Rank	2147483647
Fastest Section Time (Section)	0:11.41 (1000m)
Top Speed [km/h] (Section)	65.6 (1000m)
Race State	DidNotFinish



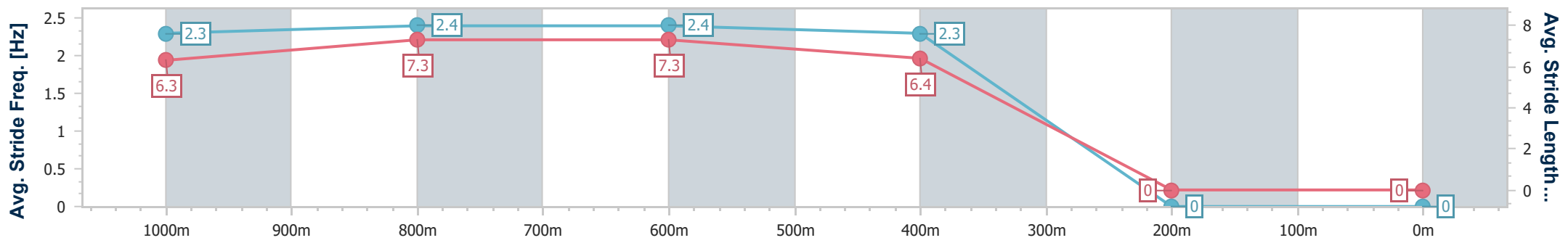
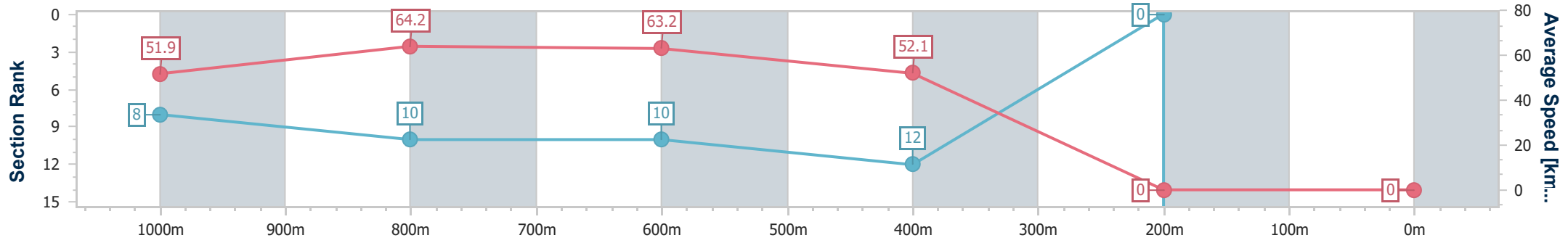
Toowoomba QLD Professional
Race 1: THE TERRY BOURKE MEMORIAL Class 1 Handicap - 1200m



28 December 2024 - 17:28

Track Rating: Good 4, Weather: Fine, Rail Position: True

Section	Overall	1000m	800m	600m	400m	200m								
Section Times	0:00.00 [2147483647 1 (0:13.91)	0:00.00 [8] (0:11.41)	0:00.00 [10] (0:11.56)	0:00.00 [10] (0:14.23)	-:--:--	-:--:--								
Average Speed [km/h]	51.9	64.2	63.2	52.1	0.0	0.0								
Top Speed [km/h]	63.8	65.6	64.3	62.8	--:--	--:--								
Avg. Dist. to Rail [m]	9.5	5.4	3.7	5.5	0.0	0.0								
Avg. Stride Freq. [Hz]	2.3	2.4	2.4	2.3	--:--	--:--								
Avg. Stride Length [m]	6.3	7.3	7.3	6.4	--:--	--:--								



- [] Ranking at each section and finish
- :--:-- No data available at this section
- NA No data available

- [] Ranking at each section and finish
- :--:- No data available at this section
- NA No data available



Toowoomba QLD Professional

Race 2: CARPET ONE BENCHMARK 70 Handicap - 1000m

28 December 2024 - 18:05



Track Rating: Good 4, Weather: Hot, Rail Position: True

Section		Overall					Last 600m					
Field Times		0:59.56	0:45.78	0:35.13	0:23.88	0:12.04	0:35.13					
		(0:13.78)	(0:10.65)	(0:11.25)	(0:11.84)	(0:12.04)						
Rank	TAB	Horse/Jockey	Barrier	Top Speed [km/h]	Fastest Section	Overall	800m	600m	400m	200m	Margin	Distance Travelled [m]
1	7	TOKYO SINS Olivia Kendal	6	68.1	0:10.65	0:59.56 [1]	0:45.56 [4]	0:34.91 [4]	0:23.61 [4]	0:11.83 [3]	0:59.56	0:34.91
				Overall	800m	(0:14.00)	(0:10.65)	(0:11.30)	(0:11.78)	(0:11.83)		
2	2	BIG SKY COUNTRY Les Tilley	4	70.5	0:10.62	0:59.75 [2]	0:45.84 [3]	0:35.22 [3]	0:23.92 [2]	0:12.23 [1]	1L	0:35.22 -1
				800m	800m	(0:13.91)	(0:10.62)	(0:11.30)	(0:11.69)	(0:12.23)		
3	5	ALL STASHED UP Chelsea Baker	8	69.2	0:10.61	0:59.82 [3]	0:45.45 [10]	0:34.84 [9]	0:23.65 [8]	0:11.94 [7]	1.3L	0:34.84 +5
				800m	800m	(0:14.37)	(0:10.61)	(0:11.19)	(0:11.71)	(0:11.94)		
4	9	CABRINELLA Madeleine Wishart	7	68.4	0:10.75	0:59.91 [4]	0:45.78 [5]	0:35.03 [6]	0:23.71 [9]	0:11.97 [10]	1.8L	0:35.03 +5
				800m	800m	(0:14.13)	(0:10.75)	(0:11.32)	(0:11.74)	(0:11.97)		
5	1	NEVER SAY NAY Nozi Tomizawa	9	70.0	0:10.69	0:59.91 [5]	0:45.60 [9]	0:34.91 [10]	0:23.67 [10]	0:12.06 [5]	1.9L	0:34.91 +3
				800m	800m	(0:14.31)	(0:10.69)	(0:11.24)	(0:11.61)	(0:12.06)		
6	10	UPSTART LEGEND Dylan Bennett	1	68.7	0:10.74	1:00.07 [6]	0:45.90 [7]	0:35.16 [8]	0:23.97 [6]	0:12.27 [4]	2.7L	0:35.16 -4
				800m	800m	(0:14.17)	(0:10.74)	(0:11.19)	(0:11.70)	(0:12.27)		
7	4	ON HOLD Karl Zechner	2	68.6	0:10.64	1:00.15 [7]	0:46.36 [2]	0:35.72 [1]	0:24.47 [1]	0:12.61 [2]	3.1L	0:35.72 -5
				800m	800m	(0:13.79)	(0:10.64)	(0:11.25)	(0:11.86)	(0:12.61)		
8	8	BECAUSE THE NIGHT Chris Whiteley	3	68.8	0:10.67	1:00.37 [8]	0:46.24 [6]	0:35.57 [5]	0:24.32 [5]	0:12.51 [6]	4.4L	0:35.57 +1
				800m	800m	(0:14.13)	(0:10.67)	(0:11.25)	(0:11.81)	(0:12.51)		
9	11	DRANG A TANG Michael Murphy	5	68.8	0:10.70	1:00.39 [9]	0:46.19 [8]	0:35.49 [7]	0:24.23 [7]	0:12.49 [8]	4.5L	0:35.49 -2
				800m	800m	(0:14.20)	(0:10.70)	(0:11.26)	(0:11.74)	(0:12.49)		
10	3	GARRUCHA Rob Thorburn	12	69.8	0:10.67	1:01.05 [10]	0:47.27 [1]	0:36.60 [2]	0:25.21 [3]	0:13.13 [9]	8.3L	0:36.60 +7
				800m	800m	(0:13.78)	(0:10.67)	(0:11.39)	(0:12.08)	(0:13.13)		

Scratched: Copper Sunset (#12), Kwami (#6)

[] Ranking at each section and finish
 -:-:- No data available at this section
 NA No data available

SCN Saddle cloth number
 DNF Did not finish
 DNT Did not track



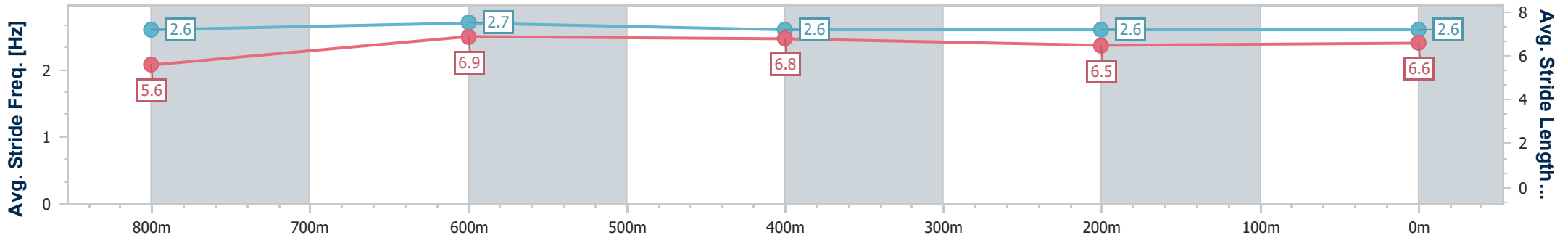
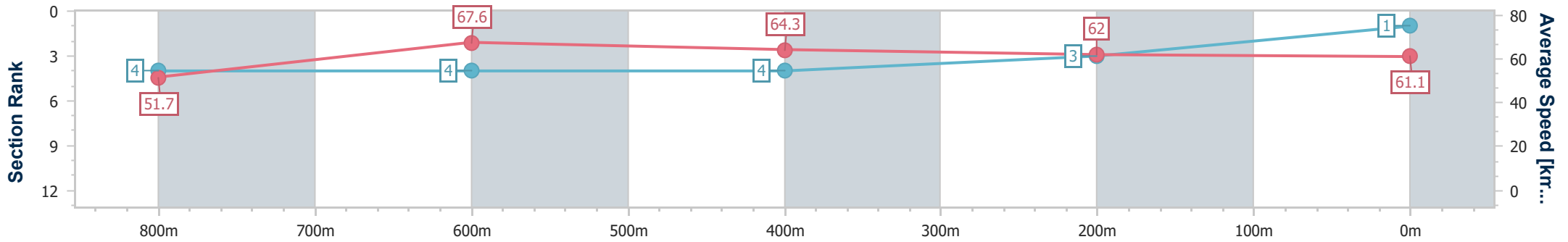
Horse/Jockey Name	Tokyo Sins
Final Rank	1
Fastest Section Time (Section)	0:10.65 (800m)
Top Speed [km/h] (Section)	68.1 (Overall)
Race State	Finished



Toowoomba QLD Professional
 Race 2: CARPET ONE BENCHMARK 70 Handicap - 1000m
 28 December 2024 - 18:06
 Track Rating: Good 4, Weather: Hot, Rail Position: True



Section	Overall	800m	600m	400m	200m
Section Times	0:59.56 [1] (0:14.00)	0:45.56 [4] (0:10.65)	0:34.91 [4] (0:11.30)	0:23.61 [4] (0:11.78)	0:11.83 [3] (0:11.83)
Average Speed [km/h]	51.7	67.6	64.3	62.0	61.1
Top Speed [km/h]	68.1	68.0	66.2	63.5	62.3
Avg. Dist. to Rail [m]	4.0	0.9	1.7	4.8	3.3
Avg. Stride Freq. [Hz]	2.6	2.7	2.6	2.6	2.6
Avg. Stride Length [m]	5.6	6.9	6.8	6.5	6.6



- [] Ranking at each section and finish
- .-.- No data available at this section
- NA No data available



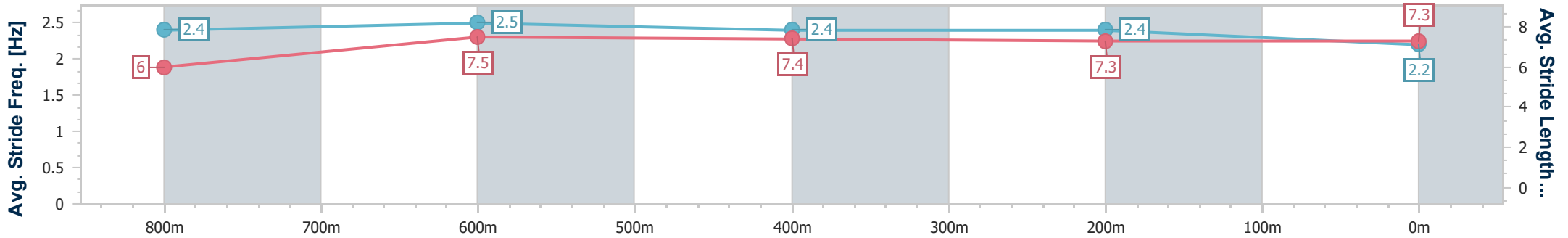
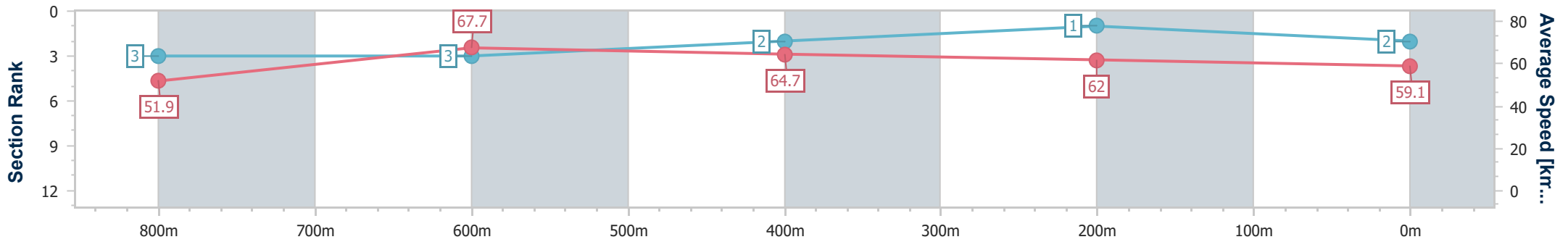
Horse/Jockey Name	Big Sky Country
Final Rank	2
Fastest Section Time (Section)	0:10.62 (800m)
Top Speed [km/h] (Section)	70.5 (800m)
Race State	Finished



Toowoomba QLD Professional
 Race 2: CARPET ONE BENCHMARK 70 Handicap - 1000m
 28 December 2024 - 18:06
 Track Rating: Good 4, Weather: Hot, Rail Position: True



Section	Overall	800m	600m	400m	200m
Section Times	0:59.75 [2] (0:13.91)	0:45.84 [3] (0:10.62)	0:35.22 [3] (0:11.30)	0:23.92 [2] (0:11.69)	0:12.23 [1] (0:12.23)
Average Speed [km/h]	51.9	67.7	64.7	62.0	59.1
Top Speed [km/h]	69.8	70.5	66.2	63.3	61.0
Avg. Dist. to Rail [m]	3.1	1.4	2.1	3.1	1.0
Avg. Stride Freq. [Hz]	2.4	2.5	2.4	2.4	2.2
Avg. Stride Length [m]	6.0	7.5	7.4	7.3	7.3



- [] Ranking at each section and finish
- .-.- No data available at this section
- NA No data available



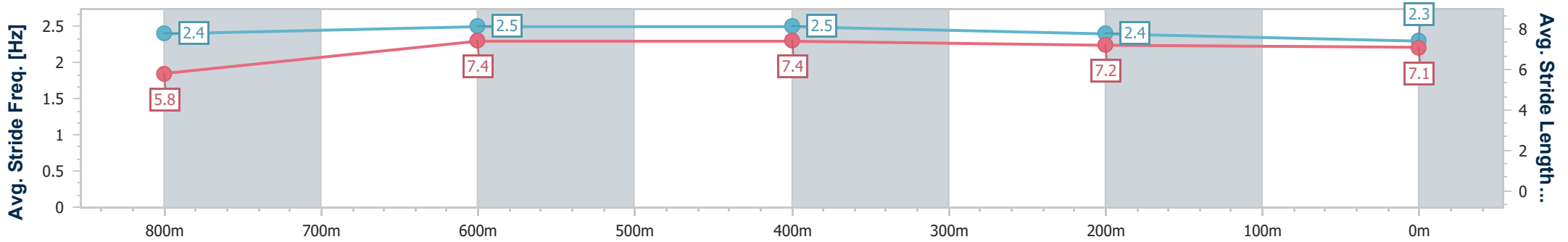
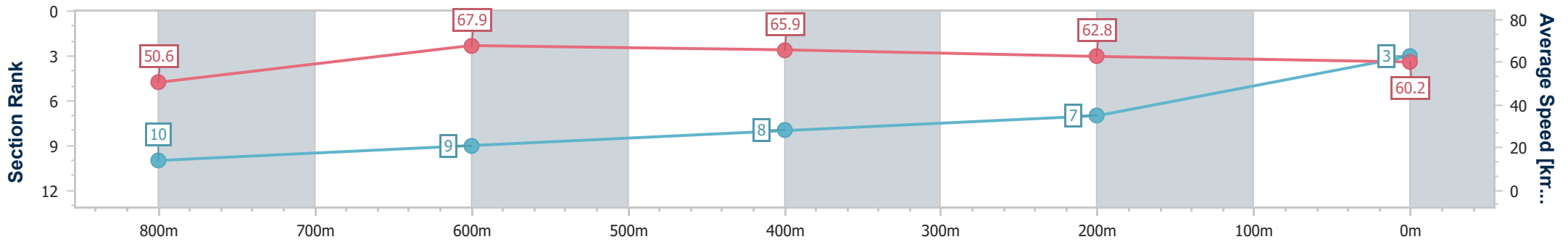
Horse/Jockey Name	All Stashed Up
Final Rank	3
Fastest Section Time (Section)	0:10.61 (800m)
Top Speed [km/h] (Section)	69.2 (800m)
Race State	Finished



Toowoomba QLD Professional
 Race 2: CARPET ONE BENCHMARK 70 Handicap - 1000m
 28 December 2024 - 18:06
 Track Rating: Good 4, Weather: Hot, Rail Position: True



Section	Overall	800m	600m	400m	200m
Section Times	0:59.82 [3] (0:14.37)	0:45.45 [10] (0:10.61)	0:34.84 [9] (0:11.19)	0:23.65 [8] (0:11.71)	0:11.94 [7] (0:11.94)
Average Speed [km/h]	50.6	67.9	65.9	62.8	60.2
Top Speed [km/h]	69.1	69.2	67.6	64.8	62.4
Avg. Dist. to Rail [m]	5.6	1.7	3.9	6.3	7.6
Avg. Stride Freq. [Hz]	2.4	2.5	2.5	2.4	2.3
Avg. Stride Length [m]	5.8	7.4	7.4	7.2	7.1



- [] Ranking at each section and finish
- .-.- No data available at this section
- NA No data available



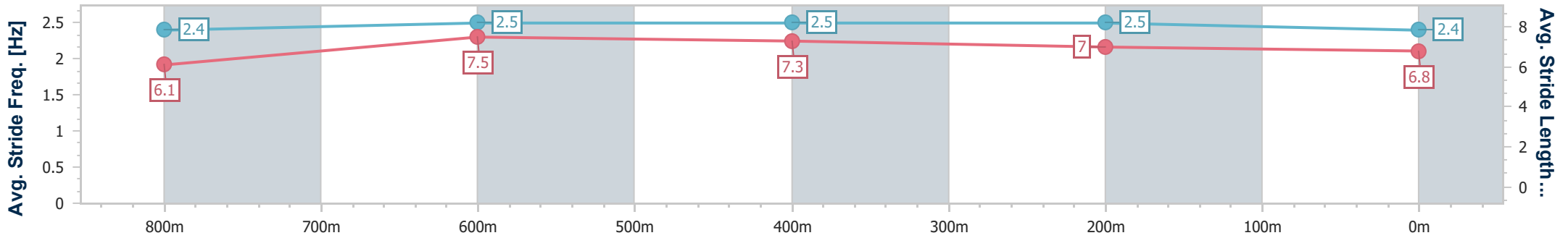
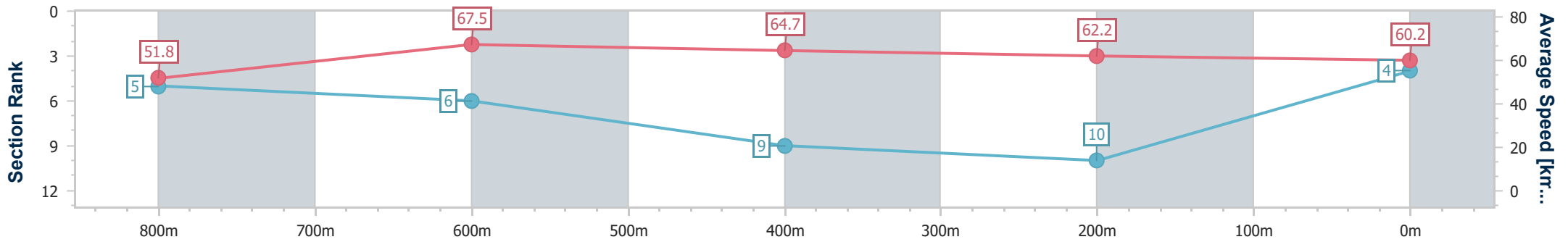
Horse/Jockey Name	Cabrinella
Final Rank	4
Fastest Section Time (Section)	0:10.75 (800m)
Top Speed [km/h] (Section)	68.4 (800m)
Race State	Finished



Toowoomba QLD Professional
 Race 2: CARPET ONE BENCHMARK 70 Handicap - 1000m
 28 December 2024 - 18:06
 Track Rating: Good 4, Weather: Hot, Rail Position: True



Section	Overall	800m	600m	400m	200m
Section Times	0:59.91 [4] (0:14.13)	0:45.78 [5] (0:10.75)	0:35.03 [6] (0:11.32)	0:23.71 [9] (0:11.74)	0:11.97 [10] (0:11.97)
Average Speed [km/h]	51.8	67.5	64.7	62.2	60.2
Top Speed [km/h]	67.5	68.4	67.2	63.2	62.3
Avg. Dist. to Rail [m]	9.2	2.7	3.1	4.3	6.6
Avg. Stride Freq. [Hz]	2.4	2.5	2.5	2.5	2.4
Avg. Stride Length [m]	6.1	7.5	7.3	7.0	6.8



- [] Ranking at each section and finish
- .-.- No data available at this section
- NA No data available



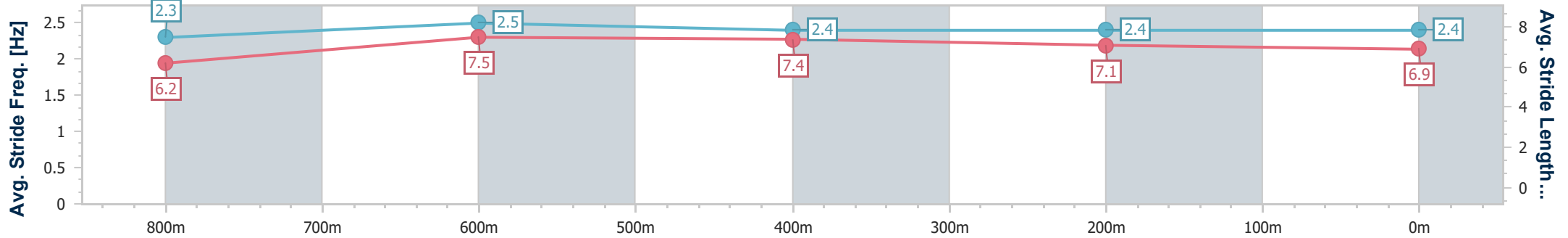
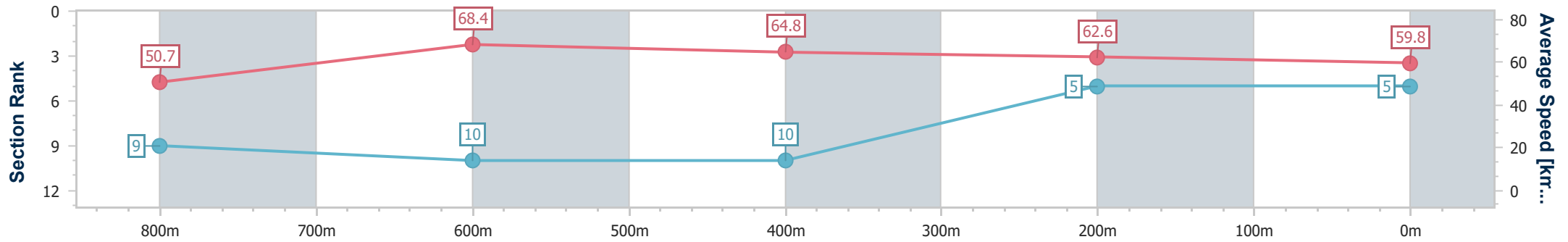
Horse/Jockey Name	Never Say Nay
Final Rank	5
Fastest Section Time (Section)	0:10.69 (800m)
Top Speed [km/h] (Section)	70.0 (800m)
Race State	Finished



Toowoomba QLD Professional
 Race 2: CARPET ONE BENCHMARK 70 Handicap - 1000m
 28 December 2024 - 18:06
 Track Rating: Good 4, Weather: Hot, Rail Position: True



Section	Overall	800m	600m	400m	200m
Section Times	0:59.91 [5] (0:14.31)	0:45.60 [9] (0:10.69)	0:34.91 [10] (0:11.24)	0:23.67 [10] (0:11.61)	0:12.06 [5] (0:12.06)
Average Speed [km/h]	50.7	68.4	64.8	62.6	59.8
Top Speed [km/h]	67.7	70.0	68.0	64.5	61.4
Avg. Dist. to Rail [m]	6.9	3.2	2.5	3.7	4.8
Avg. Stride Freq. [Hz]	2.3	2.5	2.4	2.4	2.4
Avg. Stride Length [m]	6.2	7.5	7.4	7.1	6.9



- [] Ranking at each section and finish
- .-.- No data available at this section
- NA No data available



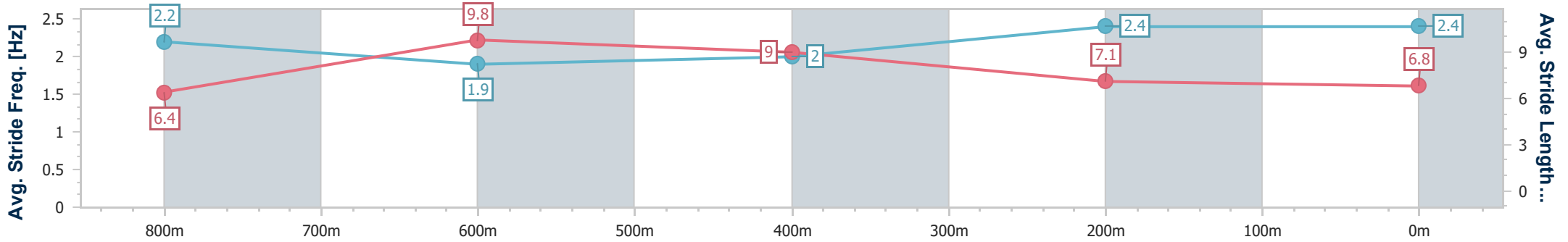
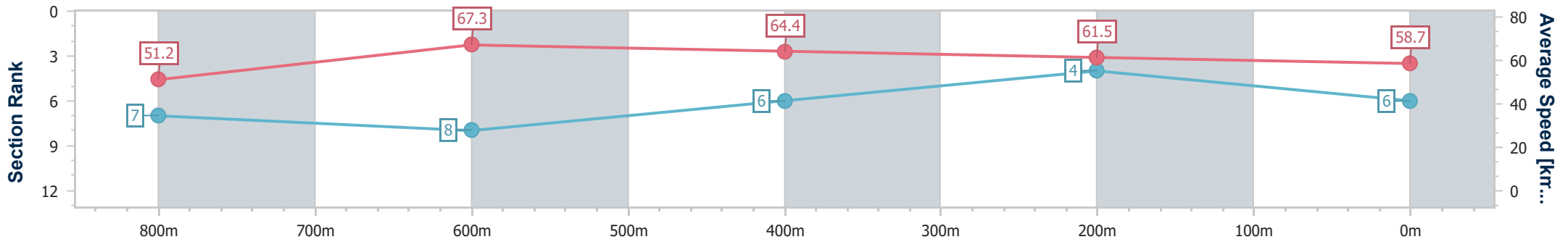
Horse/Jockey Name	Upstart Legend
Final Rank	6
Fastest Section Time (Section)	0:10.74 (800m)
Top Speed [km/h] (Section)	68.7 (800m)
Race State	Finished



Toowoomba QLD Professional
 Race 2: CARPET ONE BENCHMARK 70 Handicap - 1000m
 28 December 2024 - 18:06
 Track Rating: Good 4, Weather: Hot, Rail Position: True



Section	Overall	800m	600m	400m	200m
Section Times	1:00.07 [6] (0:14.17)	0:45.90 [7] (0:10.74)	0:35.16 [8] (0:11.19)	0:23.97 [6] (0:11.70)	0:12.27 [4] (0:12.27)
Average Speed [km/h]	51.2	67.3	64.4	61.5	58.7
Top Speed [km/h]	67.2	68.7	67.2	62.5	60.7
Avg. Dist. to Rail [m]	3.2	1.2	0.3	0.4	1.3
Avg. Stride Freq. [Hz]	2.2	1.9	2.0	2.4	2.4
Avg. Stride Length [m]	6.4	9.8	9.0	7.1	6.8



- [] Ranking at each section and finish
- .-.- No data available at this section
- NA No data available



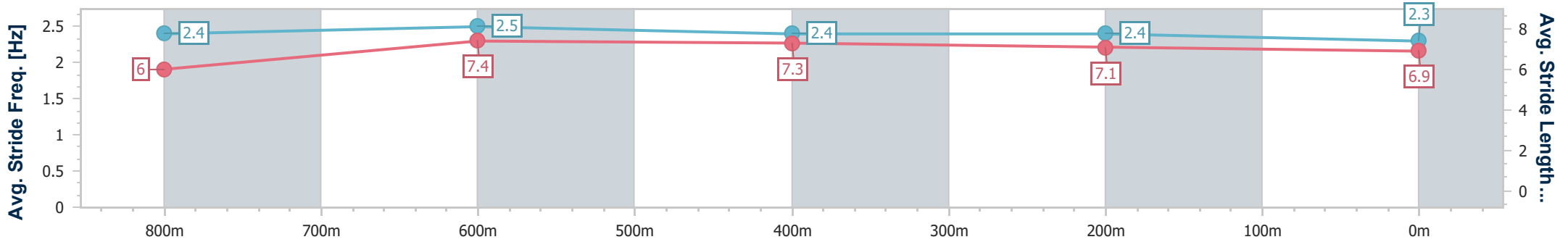
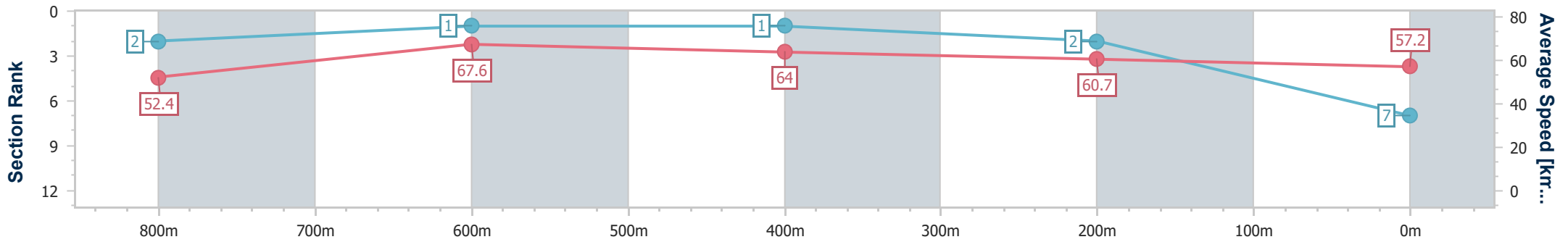
Horse/Jockey Name	On Hold
Final Rank	7
Fastest Section Time (Section)	0:10.64 (800m)
Top Speed [km/h] (Section)	68.6 (800m)
Race State	Finished



Toowoomba QLD Professional
 Race 2: CARPET ONE BENCHMARK 70 Handicap - 1000m
 28 December 2024 - 18:06
 Track Rating: Good 4, Weather: Hot, Rail Position: True



Section	Overall	800m	600m	400m	200m
Section Times	1:00.15 [7] (0:13.79)	0:46.36 [2] (0:10.64)	0:35.72 [1] (0:11.25)	0:24.47 [1] (0:11.86)	0:12.61 [2] (0:12.61)
Average Speed [km/h]	52.4	67.6	64.0	60.7	57.2
Top Speed [km/h]	68.5	68.6	67.1	62.0	59.2
Avg. Dist. to Rail [m]	2.3	0.3	0.4	0.8	1.5
Avg. Stride Freq. [Hz]	2.4	2.5	2.4	2.4	2.3
Avg. Stride Length [m]	6.0	7.4	7.3	7.1	6.9



- [] Ranking at each section and finish
- .-.- No data available at this section
- NA No data available



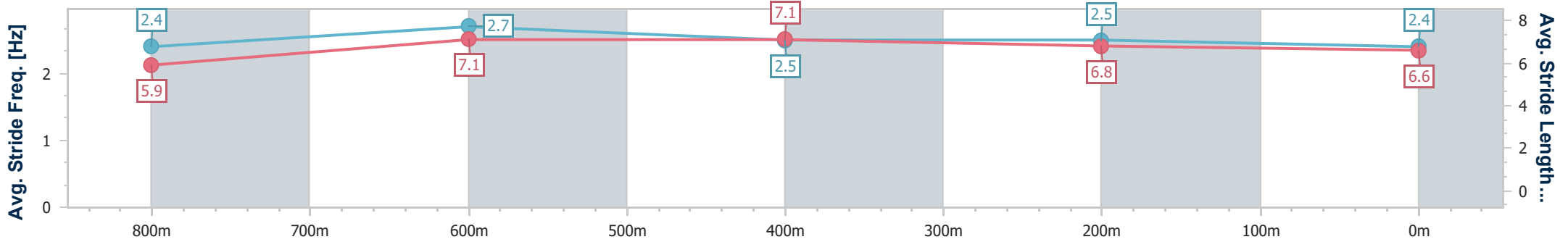
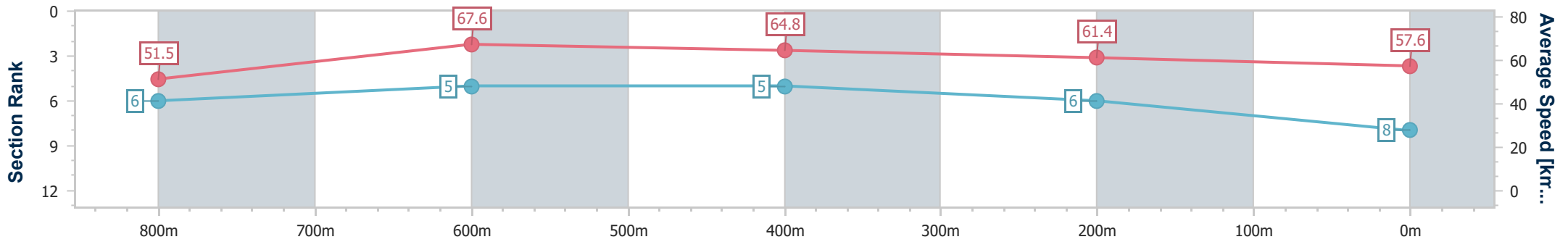
Horse/Jockey Name	Because The Night
Final Rank	8
Fastest Section Time (Section)	0:10.67 (800m)
Top Speed [km/h] (Section)	68.8 (800m)
Race State	Finished



Toowoomba QLD Professional
 Race 2: CARPET ONE BENCHMARK 70 Handicap - 1000m
 28 December 2024 - 18:06
 Track Rating: Good 4, Weather: Hot, Rail Position: True



Section	Overall	800m	600m	400m	200m
Section Times	1:00.37 [8] (0:14.13)	0:46.24 [6] (0:10.67)	0:35.57 [5] (0:11.25)	0:24.32 [5] (0:11.81)	0:12.51 [6] (0:12.51)
Average Speed [km/h]	51.5	67.6	64.8	61.4	57.6
Top Speed [km/h]	68.5	68.8	68.0	62.8	59.9
Avg. Dist. to Rail [m]	4.8	1.7	1.7	2.4	2.6
Avg. Stride Freq. [Hz]	2.4	2.7	2.5	2.5	2.4
Avg. Stride Length [m]	5.9	7.1	7.1	6.8	6.6



- [] Ranking at each section and finish
- .-.- No data available at this section
- NA No data available



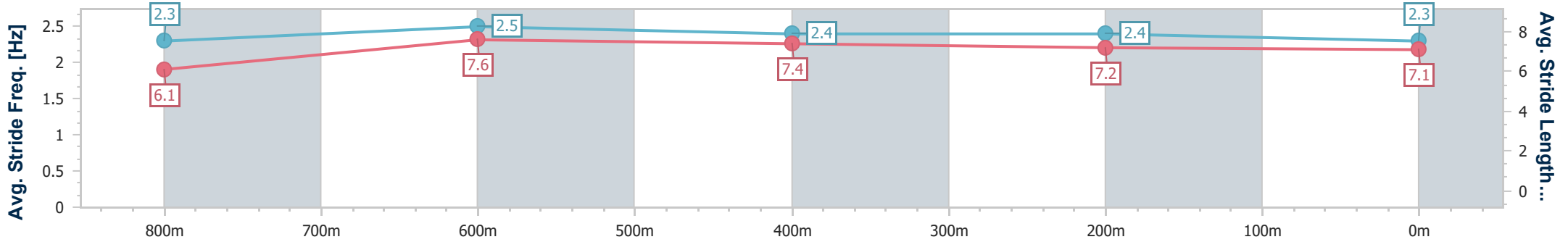
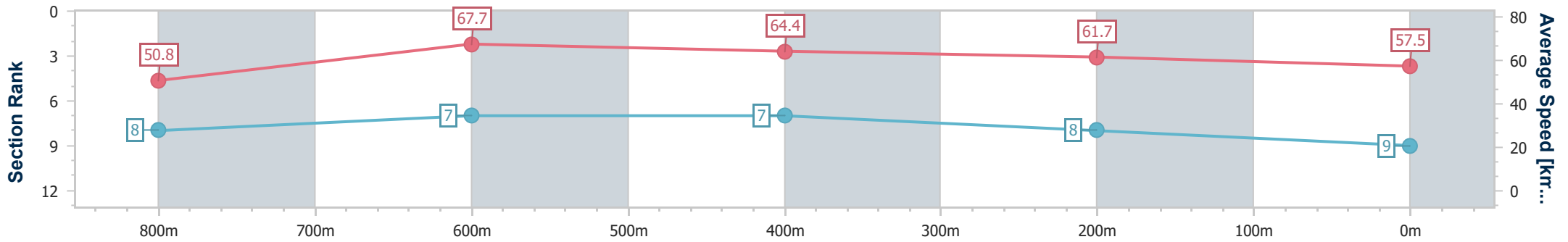
Horse/Jockey Name	Drang A Tang
Final Rank	9
Fastest Section Time (Section)	0:10.70 (800m)
Top Speed [km/h] (Section)	68.8 (800m)
Race State	Finished



Toowoomba QLD Professional
 Race 2: CARPET ONE BENCHMARK 70 Handicap - 1000m
 28 December 2024 - 18:06
 Track Rating: Good 4, Weather: Hot, Rail Position: True



Section	Overall	800m	600m	400m	200m
Section Times	1:00.39 [9] (0:14.20)	0:46.19 [8] (0:10.70)	0:35.49 [7] (0:11.26)	0:24.23 [7] (0:11.74)	0:12.49 [8] (0:12.49)
Average Speed [km/h]	50.8	67.7	64.4	61.7	57.5
Top Speed [km/h]	67.0	68.8	66.4	63.5	60.8
Avg. Dist. to Rail [m]	3.4	1.0	1.6	1.7	1.0
Avg. Stride Freq. [Hz]	2.3	2.5	2.4	2.4	2.3
Avg. Stride Length [m]	6.1	7.6	7.4	7.2	7.1



- [] Ranking at each section and finish
- .-.- No data available at this section
- NA No data available



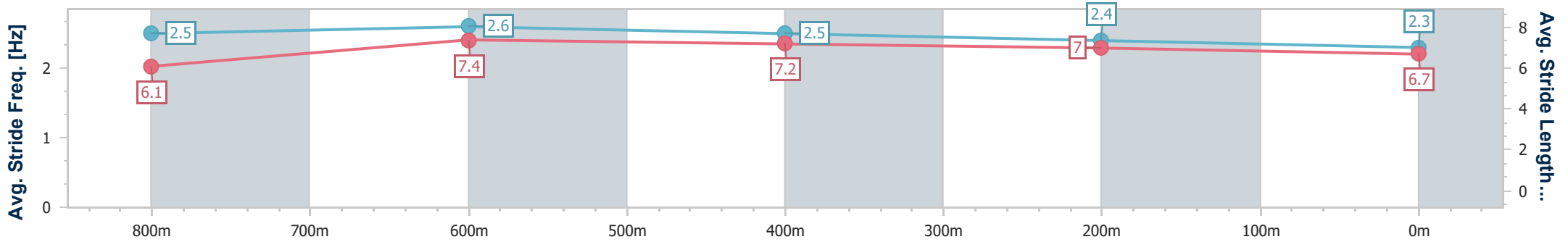
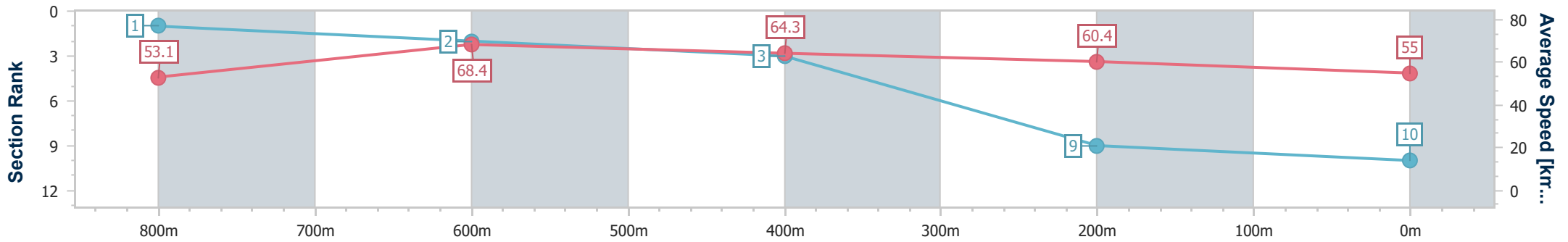
Horse/Jockey Name	Garrucha
Final Rank	10
Fastest Section Time (Section)	0:10.67 (800m)
Top Speed [km/h] (Section)	69.8 (800m)
Race State	Finished



Toowoomba QLD Professional
 Race 2: CARPET ONE BENCHMARK 70 Handicap - 1000m
 28 December 2024 - 18:06
 Track Rating: Good 4, Weather: Hot, Rail Position: True



Section	Overall	800m	600m	400m	200m
Section Times	1:01.05 [10] (0:13.78)	0:47.27 [1] (0:10.67)	0:36.60 [2] (0:11.39)	0:25.21 [3] (0:12.08)	0:13.13 [9] (0:13.13)
Average Speed [km/h]	53.1	68.4	64.3	60.4	55.0
Top Speed [km/h]	69.0	69.8	66.9	62.5	58.7
Avg. Dist. to Rail [m]	9.1	3.0	3.2	4.6	4.1
Avg. Stride Freq. [Hz]	2.5	2.6	2.5	2.4	2.3
Avg. Stride Length [m]	6.1	7.4	7.2	7.0	6.7



- [] Ranking at each section and finish
- .-.- No data available at this section
- NA No data available



Toowoomba QLD Professional

Race 3: 1EQUINE - FOR THE EQUINE ATHLETE Class 3 Handicap - 1625m

28 December 2024 - 18:41



Track Rating: Good 3, Weather: Hot, Rail Position: True

Section														
Field Times	Overall	1400m	1200m	1000m	800m	600m	400m	Last 600m						
	1:38.76 (0:14.63)	1:24.13 (0:10.92)	1:13.21 (0:11.67)	1:01.54 (0:12.26)	0:49.28 (0:12.18)	0:37.10 (0:12.26)	0:24.84 (0:12.33)	0:37.10						
Rank	TAB	Horse/Jockey	Barrier	Top Speed [km/h]	Fastest Section								Distance Travelled [m]	
1	1	NEW MAHER Olivia Kendal	4	69.8 1400m	0:11.22 1400m	1:38.76 [1] (0:15.08)	1:23.68 [4] (0:11.22)	1:12.46 [6] (0:11.86)	1:00.60 [6] (0:12.20)	0:48.40 [6] (0:12.23)	0:36.17 [6] (0:11.94)	0:24.23 [5] (0:11.93)	0:36.17	
2	4	HAYSIRI Karl Zechner	10	68.8 Overall	0:10.92 1400m	1:39.09 [2] (0:14.63)	1:24.46 [1] (0:10.92)	1:13.54 [1] (0:11.67)	1:01.87 [1] (0:12.26)	0:49.61 [1] (0:12.18)	0:37.43 [1] (0:12.26)	0:25.17 [1] (0:12.38)	0:37.43	-3
3	10	ROMANTIC THOUGHTS Shania Willis	2	68.3 1400m	0:10.86 1400m	1:39.22 [3] (0:15.54)	1:23.68 [8] (0:10.86)	1:12.82 [7] (0:11.79)	1:01.03 [7] (0:12.31)	0:48.72 [7] (0:12.17)	0:36.55 [7] (0:12.00)	0:24.55 [7] (0:12.19)	0:36.55	-2
4	2	REGAL EDITION Madeleine Wishart	5	70.1 1400m	0:10.70 1400m	1:39.26 [4] (0:15.16)	1:24.10 [5] (0:10.70)	1:13.40 [4] (0:11.64)	1:01.76 [4] (0:12.32)	0:49.44 [4] (0:12.20)	0:37.24 [3] (0:11.92)	0:25.32 [2] (0:12.31)	0:37.24	+2
5	5	ALFA LILY Nozi Tomizawa	8	68.0 1400m	0:11.20 1400m	1:39.51 [5] (0:15.59)	1:23.92 [9] (0:11.20)	1:12.72 [10] (0:11.79)	1:00.93 [10] (0:12.30)	0:48.63 [10] (0:12.26)	0:36.37 [10] (0:11.90)	0:24.47 [8] (0:12.03)	0:36.37	+6
6	6	VANCITY Jason Taylor	1	66.7 Overall	0:11.10 1400m	1:39.85 [6] (0:15.36)	1:24.49 [7] (0:11.10)	1:13.39 [8] (0:11.82)	1:01.57 [9] (0:12.41)	0:49.16 [9] (0:12.33)	0:36.83 [9] (0:12.12)	0:24.71 [10] (0:12.29)	0:36.83	+0
7	9	DOLLY DISCO Girish Goomany	9	67.6 Overall	0:10.99 1400m	1:39.95 [7] (0:14.81)	1:25.14 [2] (0:10.99)	1:14.15 [3] (0:11.57)	1:02.58 [3] (0:12.38)	0:50.20 [3] (0:12.32)	0:37.88 [4] (0:12.18)	0:25.70 [3] (0:12.51)	0:37.88	+0
8	12	TORO DE CARGA Rob Thorburn	7	69.2 Overall	0:10.97 1400m	1:40.33 [8] (0:15.24)	1:25.09 [6] (0:10.97)	1:14.12 [5] (0:11.64)	1:02.48 [5] (0:12.28)	0:50.20 [5] (0:12.28)	0:37.92 [5] (0:12.19)	0:25.73 [6] (0:12.66)	0:37.92	+6
9	11	SAINT MARTIN Amy Graham	6	71.5 Overall	0:10.64 1400m	1:40.44 [9] (0:15.01)	1:25.43 [3] (0:10.64)	1:14.79 [2] (0:11.66)	1:03.13 [2] (0:12.28)	0:50.85 [2] (0:12.29)	0:38.56 [2] (0:12.56)	0:26.00 [4] (0:12.85)	0:38.56	+2
10	8	WITCH DAY Erin Molloy	3	69.0 1400m	0:10.90 1400m	1:40.49 [10] (0:15.64)	1:24.85 [10] (0:10.90)	1:13.95 [9] (0:11.73)	1:02.22 [8] (0:12.36)	0:49.86 [8] (0:12.18)	0:37.68 [8] (0:12.28)	0:25.40 [9] (0:12.51)	0:37.68	+7

Scratched: The Wellian (#3), Onomatopoeia (#7)

[] Ranking at each section and finish
 -:-:- No data available at this section
 NA No data available

SCN Saddle cloth number
 DNF Did not finish
 DNT Did not track



Toowoomba QLD Professional

Race 3: 1EQUINE - FOR THE EQUINE ATHLETE Class 3 Handicap - 1625m

28 December 2024 - 18:41



Track Rating: Good 3, Weather: Hot, Rail Position: True

Section				200m				Last 600m	
Field Times				0:12.51 (0:12.51)				0:37.10	
Rank	TAB	Horse/Jockey	Barrier	Top Speed [km/h]	Fastest Section	Margin			Distance Travelled [m]
1	1	NEW MAHER Olivia Kendal	4	69.8 1400m	0:11.22 1400m	0:12.30 [3] (0:12.30)	1:38.76		0:36.17
2	4	HAYSIRI Karl Zechner	10	68.8 Overall	0:10.92 1400m	0:12.79 [2] (0:12.79)	1.8L		0:37.43 -3
3	10	ROMANTIC THOUGHTS Shania Willis	2	68.3 1400m	0:10.86 1400m	0:12.36 [5] (0:12.36)	2.6L		0:36.55 -2
4	2	REGAL EDITION Madeleine Wishart	5	70.1 1400m	0:10.70 1400m	0:13.01 [1] (0:13.01)	2.8L		0:37.24 +2
5	5	ALFA LILY Nozi Tomizawa	8	68.0 1400m	0:11.20 1400m	0:12.44 [6] (0:12.44)	4.1L		0:36.37 +6
6	6	VANCITY Jason Taylor	1	66.7 Overall	0:11.10 1400m	0:12.42 [9] (0:12.42)	6.1L		0:36.83 +0
7	9	DOLLY DISCO Girish Goomany	9	67.6 Overall	0:10.99 1400m	0:13.19 [4] (0:13.19)	6.6L		0:37.88 +0
8	12	TORO DE CARGA Rob Thorburn	7	69.2 Overall	0:10.97 1400m	0:13.07 [7] (0:13.07)	8.6L		0:37.92 +6
9	11	SAINT MARTIN Amy Graham	6	71.5 Overall	0:10.64 1400m	0:13.15 [8] (0:13.15)	9.1L		0:38.56 +2
10	8	WITCH DAY Erin Molloy	3	69.0 1400m	0:10.90 1400m	0:12.89 [10] (0:12.89)	9.3L		0:37.68 +7

Scratched: The Wellian (#3), Onomatopoeia (#7)

Report Created: Sat 28 December 2024 19:07 GMT (Note: Timing is based on position data)

Page 2/12

[] Ranking at each section and finish
 -:-:- No data available at this section
 NA No data available

SCN Saddle cloth number
 DNF Did not finish
 DNT Did not track

data processed by TRIPLESDATA



Horse/Jockey Name	New Maher
Final Rank	1
Fastest Section Time (Section)	0:11.22 (1400m)
Top Speed [km/h] (Section)	69.8 (1400m)
Race State	Finished



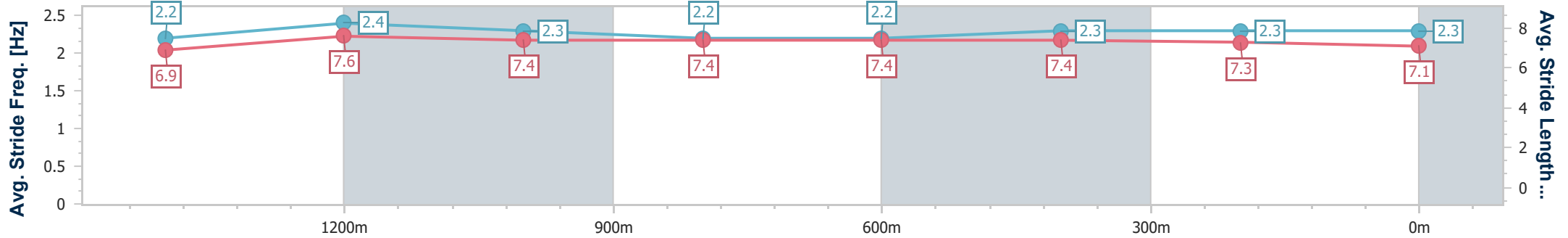
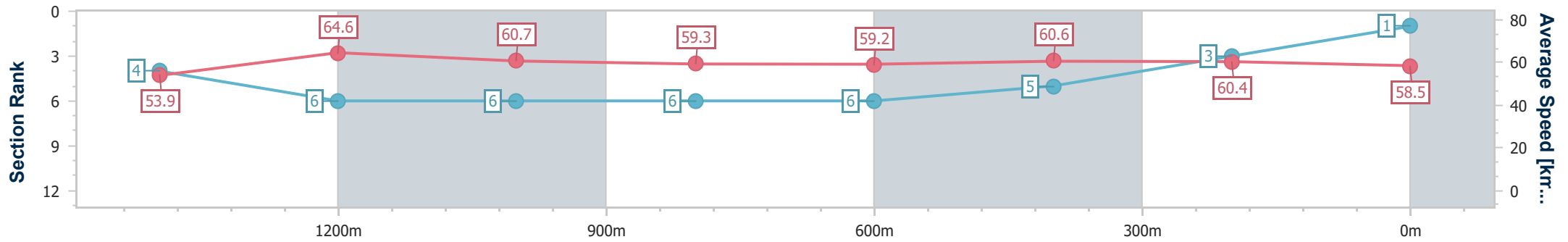
Toowoomba QLD Professional
Race 3: 1EQUINE - FOR THE EQUINE ATHLETE Class 3
Handicap - 1625m



28 December 2024 - 18:41

Track Rating: Good 3, Weather: Hot, Rail Position: True

Section	Overall	1400m	1200m	1000m	800m	600m	400m	200m						
Section Times	1:38.76 [1] (0:15.08)	1:23.68 [4] (0:11.22)	1:12.46 [6] (0:11.86)	1:00.60 [6] (0:12.20)	0:48.40 [6] (0:12.23)	0:36.17 [6] (0:11.94)	0:24.23 [5] (0:11.93)	0:12.30 [3] (0:12.30)						
Average Speed [km/h]	53.9	64.6	60.7	59.3	59.2	60.6	60.4	58.5						
Top Speed [km/h]	68.0	69.8	63.0	60.0	60.7	62.0	62.1	59.2						
Avg. Dist. to Rail [m]	3.0	1.3	1.8	1.4	1.3	0.8	1.2	2.7						
Avg. Stride Freq. [Hz]	2.2	2.4	2.3	2.2	2.2	2.3	2.3	2.3						
Avg. Stride Length [m]	6.9	7.6	7.4	7.4	7.4	7.4	7.3	7.1						



- [] Ranking at each section and finish
- .-.- No data available at this section
- NA No data available



Horse/Jockey Name	Haysiri
Final Rank	2
Fastest Section Time (Section)	0:10.92 (1400m)
Top Speed [km/h] (Section)	68.8 (Overall)
Race State	Finished



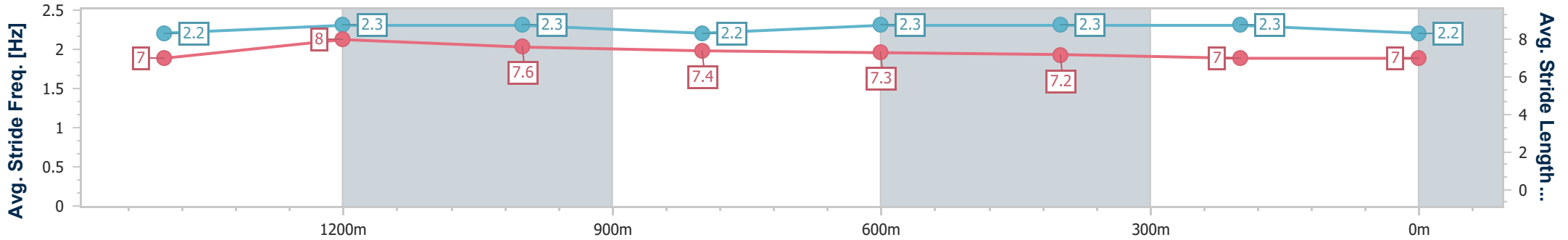
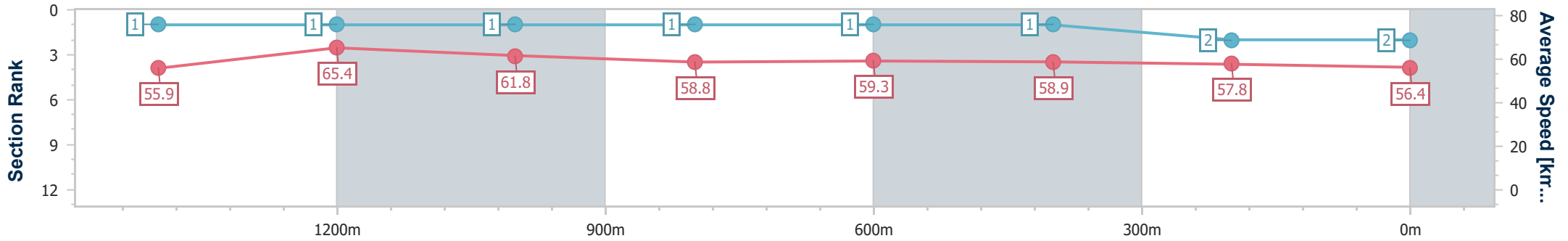
Toowoomba QLD Professional
Race 3: 1EQUINE - FOR THE EQUINE ATHLETE Class 3
Handicap - 1625m



28 December 2024 - 18:41

Track Rating: Good 3, Weather: Hot, Rail Position: True

Section	Overall	1400m	1200m	1000m	800m	600m	400m	200m
Section Times	1:39.09 [2] (0:14.63)	1:24.46 [1] (0:10.92)	1:13.54 [1] (0:11.67)	1:01.87 [1] (0:12.26)	0:49.61 [1] (0:12.18)	0:37.43 [1] (0:12.26)	0:25.17 [1] (0:12.38)	0:12.79 [2] (0:12.79)
Average Speed [km/h]	55.9	65.4	61.8	58.8	59.3	58.9	57.8	56.4
Top Speed [km/h]	68.8	68.1	65.1	60.0	60.3	60.0	59.3	56.7
Avg. Dist. to Rail [m]	6.3	1.6	1.5	0.5	1.3	0.7	0.9	1.6
Avg. Stride Freq. [Hz]	2.2	2.3	2.3	2.2	2.3	2.3	2.3	2.2
Avg. Stride Length [m]	7.0	8.0	7.6	7.4	7.3	7.2	7.0	7.0



- [] Ranking at each section and finish
- .-.- No data available at this section
- NA No data available



Horse/Jockey Name	Romantic Thoughts
Final Rank	3
Fastest Section Time (Section)	0:10.86 (1400m)
Top Speed [km/h] (Section)	68.3 (1400m)
Race State	Finished



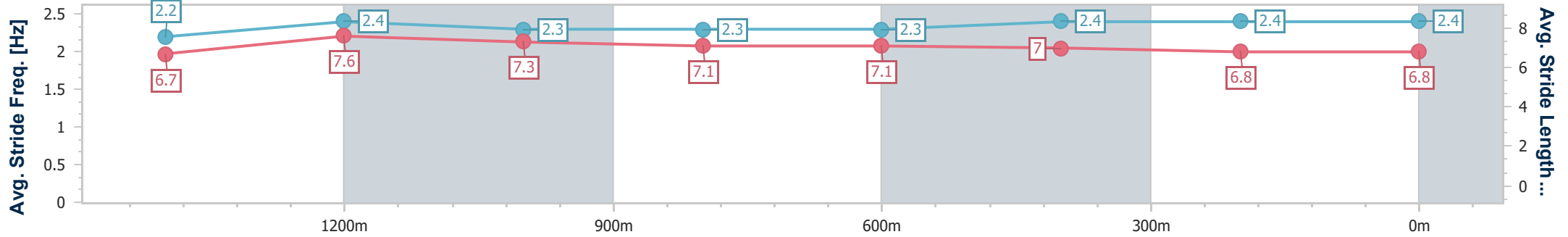
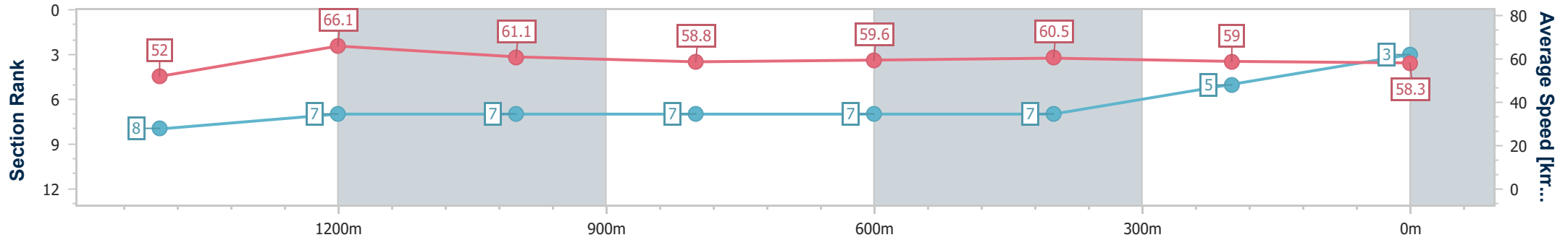
Toowoomba QLD Professional
Race 3: 1EQUINE - FOR THE EQUINE ATHLETE Class 3
Handicap - 1625m



28 December 2024 - 18:41

Track Rating: Good 3, Weather: Hot, Rail Position: True

Section	Overall	1400m	1200m	1000m	800m	600m	400m	200m
Section Times	1:39.22 [3] (0:15.54)	1:23.68 [8] (0:10.86)	1:12.82 [7] (0:11.79)	1:01.03 [7] (0:12.31)	0:48.72 [7] (0:12.17)	0:36.55 [7] (0:12.00)	0:24.55 [7] (0:12.19)	0:12.36 [5] (0:12.36)
Average Speed [km/h]	52.0	66.1	61.1	58.8	59.6	60.5	59.0	58.3
Top Speed [km/h]	67.9	68.3	62.8	60.5	60.5	61.6	60.6	59.4
Avg. Dist. to Rail [m]	2.8	1.4	2.3	1.2	2.6	1.2	1.5	2.0
Avg. Stride Freq. [Hz]	2.2	2.4	2.3	2.3	2.3	2.4	2.4	2.4
Avg. Stride Length [m]	6.7	7.6	7.3	7.1	7.1	7.0	6.8	6.8



- [] Ranking at each section and finish
- .-.- No data available at this section
- NA No data available



Horse/Jockey Name	Regal Edition
Final Rank	4
Fastest Section Time (Section)	0:10.70 (1400m)
Top Speed [km/h] (Section)	70.1 (1400m)
Race State	Finished



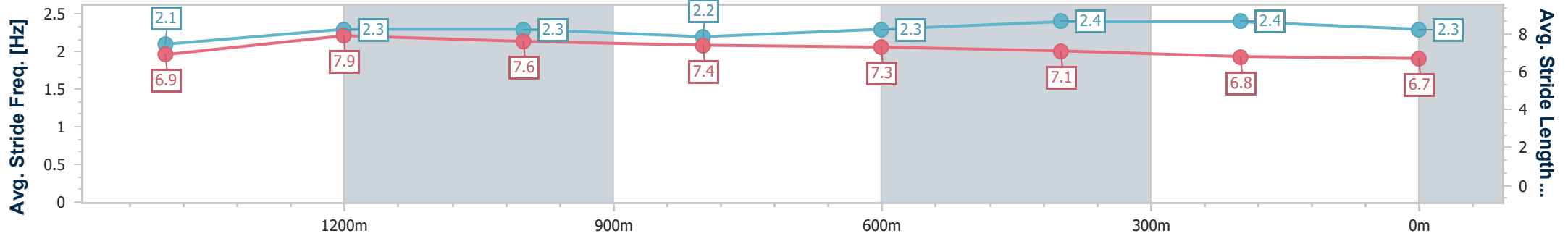
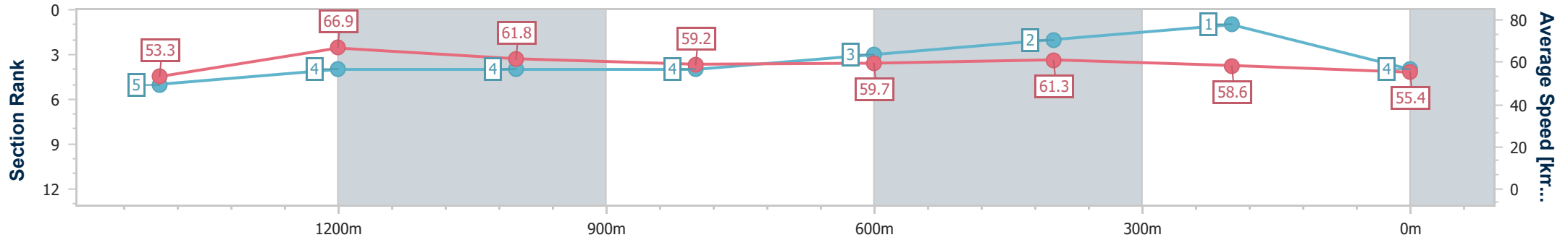
Toowoomba QLD Professional
Race 3: 1EQUINE - FOR THE EQUINE ATHLETE Class 3
Handicap - 1625m



28 December 2024 - 18:41

Track Rating: Good 3, Weather: Hot, Rail Position: True

Section	Overall	1400m	1200m	1000m	800m	600m	400m	200m
Section Times	1:39.26 [4] (0:15.16)	1:24.10 [5] (0:10.70)	1:13.40 [4] (0:11.64)	1:01.76 [4] (0:12.32)	0:49.44 [4] (0:12.20)	0:37.24 [3] (0:11.92)	0:25.32 [2] (0:12.31)	0:13.01 [1] (0:13.01)
Average Speed [km/h]	53.3	66.9	61.8	59.2	59.7	61.3	58.6	55.4
Top Speed [km/h]	69.5	70.1	64.7	60.0	61.8	62.4	60.1	56.6
Avg. Dist. to Rail [m]	3.4	1.3	2.1	2.9	3.9	2.4	0.9	0.8
Avg. Stride Freq. [Hz]	2.1	2.3	2.3	2.2	2.3	2.4	2.4	2.3
Avg. Stride Length [m]	6.9	7.9	7.6	7.4	7.3	7.1	6.8	6.7



- [] Ranking at each section and finish
- .-.- No data available at this section
- NA No data available



Horse/Jockey Name	Alfa Lily
Final Rank	5
Fastest Section Time (Section)	0:11.20 (1400m)
Top Speed [km/h] (Section)	68.0 (1400m)
Race State	Finished



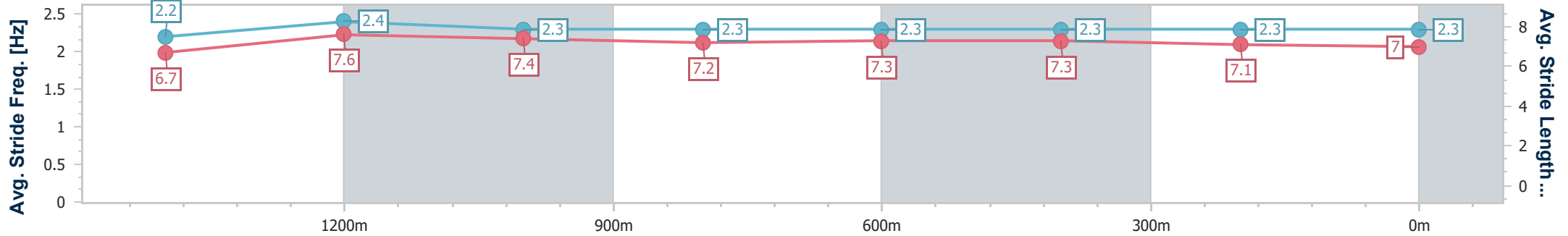
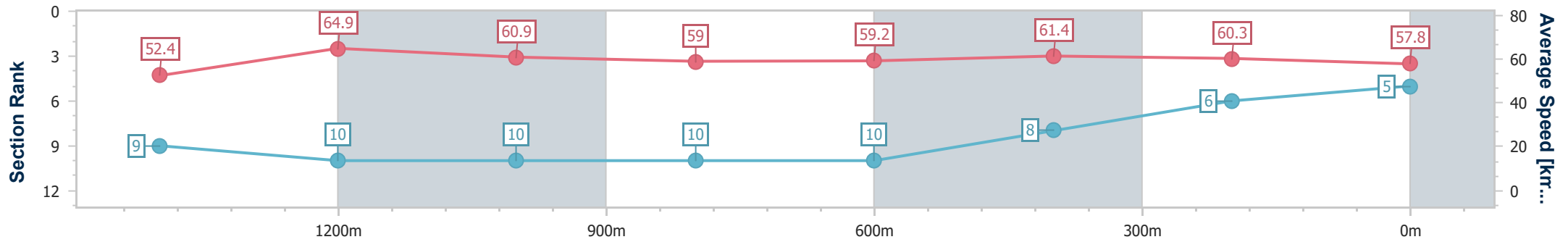
Toowoomba QLD Professional
Race 3: 1EQUINE - FOR THE EQUINE ATHLETE Class 3
Handicap - 1625m



28 December 2024 - 18:41

Track Rating: Good 3, Weather: Hot, Rail Position: True

Section	Overall	1400m	1200m	1000m	800m	600m	400m	200m
Section Times	1:39.51 [5] (0:15.59)	1:23.92 [9] (0:11.20)	1:12.72 [10] (0:11.79)	1:00.93 [10] (0:12.30)	0:48.63 [10] (0:12.26)	0:36.37 [10] (0:11.90)	0:24.47 [8] (0:12.03)	0:12.44 [6] (0:12.44)
Average Speed [km/h]	52.4	64.9	60.9	59.0	59.2	61.4	60.3	57.8
Top Speed [km/h]	67.9	68.0	62.6	60.5	61.4	62.8	62.1	59.7
Avg. Dist. to Rail [m]	6.4	1.6	0.8	2.1	2.3	3.1	1.6	2.3
Avg. Stride Freq. [Hz]	2.2	2.4	2.3	2.3	2.3	2.3	2.3	2.3
Avg. Stride Length [m]	6.7	7.6	7.4	7.2	7.3	7.3	7.1	7.0



- [] Ranking at each section and finish
- .-.- No data available at this section
- NA No data available



Horse/Jockey Name	Vancity
Final Rank	6
Fastest Section Time (Section)	0:11.10 (1400m)
Top Speed [km/h] (Section)	66.7 (Overall)
Race State	Finished



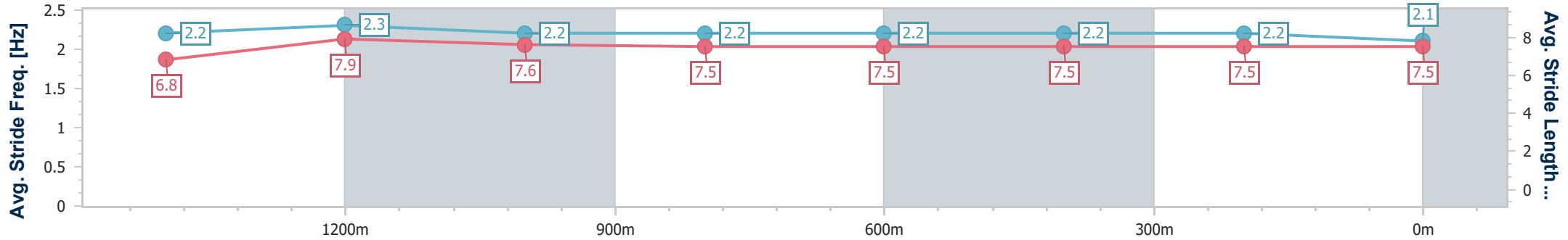
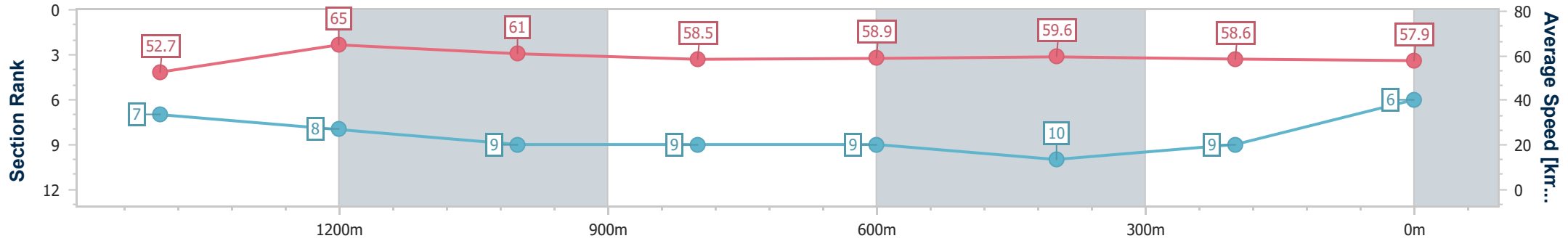
Toowoomba QLD Professional
Race 3: 1EQUINE - FOR THE EQUINE ATHLETE Class 3
Handicap - 1625m



28 December 2024 - 18:41

Track Rating: Good 3, Weather: Hot, Rail Position: True

Section	Overall	1400m	1200m	1000m	800m	600m	400m	200m
Section Times	1:39.85 [6] (0:15.36)	1:24.49 [7] (0:11.10)	1:13.39 [8] (0:11.82)	1:01.57 [9] (0:12.41)	0:49.16 [9] (0:12.33)	0:36.83 [9] (0:12.12)	0:24.71 [10] (0:12.29)	0:12.42 [9] (0:12.42)
Average Speed [km/h]	52.7	65.0	61.0	58.5	58.9	59.6	58.6	57.9
Top Speed [km/h]	66.7	66.7	62.8	59.7	60.4	60.8	59.2	59.3
Avg. Dist. to Rail [m]	1.8	0.8	2.3	2.2	2.7	0.9	0.9	4.4
Avg. Stride Freq. [Hz]	2.2	2.3	2.2	2.2	2.2	2.2	2.2	2.1
Avg. Stride Length [m]	6.8	7.9	7.6	7.5	7.5	7.5	7.5	7.5



- [] Ranking at each section and finish
- .-.- No data available at this section
- NA No data available



Horse/Jockey Name	Dolly Disco
Final Rank	7
Fastest Section Time (Section)	0:10.99 (1400m)
Top Speed [km/h] (Section)	67.6 (Overall)
Race State	Finished



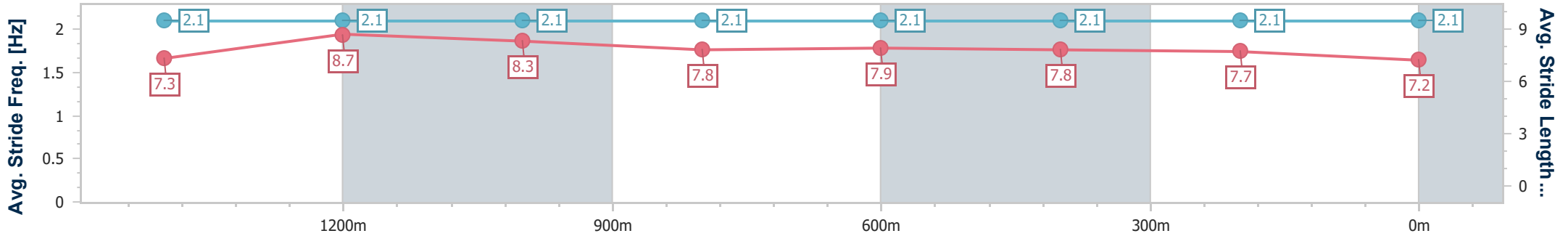
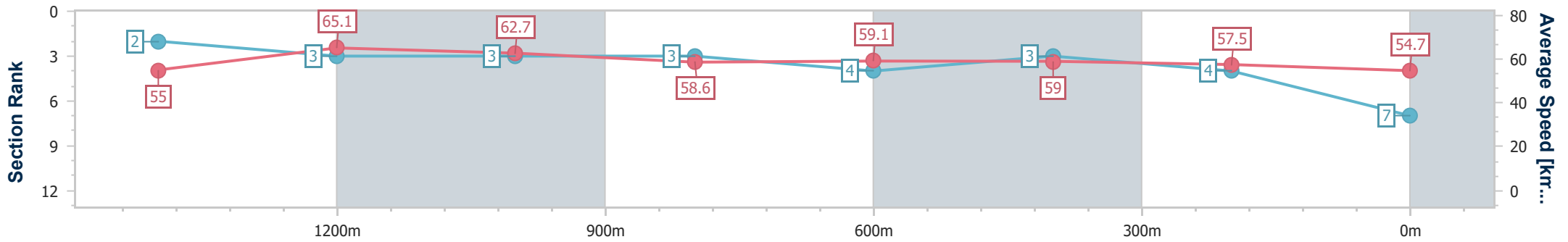
Toowoomba QLD Professional
Race 3: 1EQUINE - FOR THE EQUINE ATHLETE Class 3
Handicap - 1625m



28 December 2024 - 18:41

Track Rating: Good 3, Weather: Hot, Rail Position: True

Section	Overall	1400m	1200m	1000m	800m	600m	400m	200m
Section Times	1:39.95 [7] (0:14.81)	1:25.14 [2] (0:10.99)	1:14.15 [3] (0:11.57)	1:02.58 [3] (0:12.38)	0:50.20 [3] (0:12.32)	0:37.88 [4] (0:12.18)	0:25.70 [3] (0:12.51)	0:13.19 [4] (0:13.19)
Average Speed [km/h]	55.0	65.1	62.7	58.6	59.1	59.0	57.5	54.7
Top Speed [km/h]	67.6	66.6	64.9	60.3	60.8	60.4	58.7	56.2
Avg. Dist. to Rail [m]	5.6	1.0	2.2	2.8	2.7	0.7	0.8	0.8
Avg. Stride Freq. [Hz]	2.1	2.1	2.1	2.1	2.1	2.1	2.1	2.1
Avg. Stride Length [m]	7.3	8.7	8.3	7.8	7.9	7.8	7.7	7.2



- [] Ranking at each section and finish
- .-.- No data available at this section
- NA No data available



Horse/Jockey Name	Toro De Carga
Final Rank	8
Fastest Section Time (Section)	0:10.97 (1400m)
Top Speed [km/h] (Section)	69.2 (Overall)
Race State	Finished



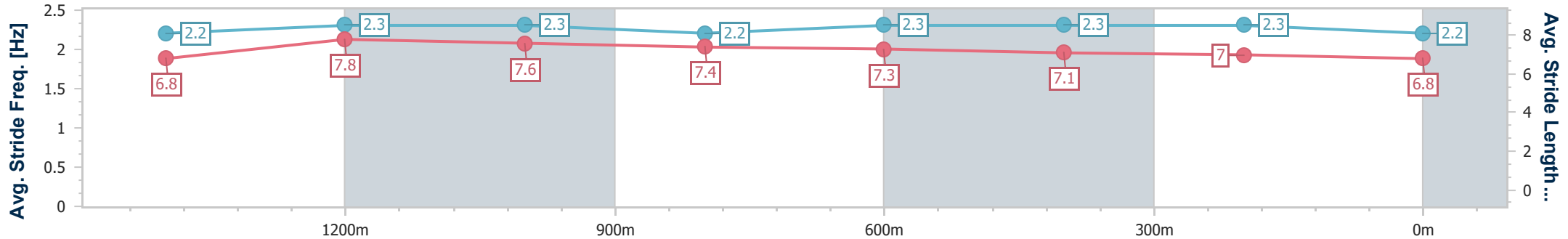
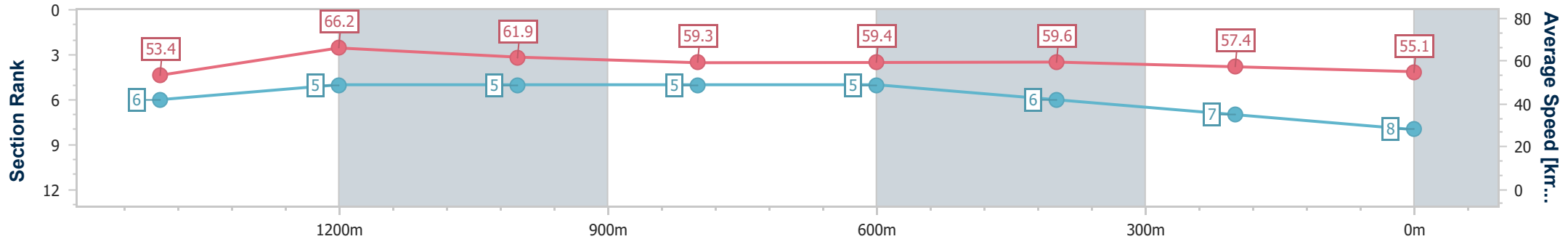
Toowoomba QLD Professional
Race 3: 1EQUINE - FOR THE EQUINE ATHLETE Class 3
Handicap - 1625m



28 December 2024 - 18:41

Track Rating: Good 3, Weather: Hot, Rail Position: True

Section	Overall	1400m	1200m	1000m	800m	600m	400m	200m
Section Times	1:40.33 [8] (0:15.24)	1:25.09 [6] (0:10.97)	1:14.12 [5] (0:11.64)	1:02.48 [5] (0:12.28)	0:50.20 [5] (0:12.28)	0:37.92 [5] (0:12.19)	0:25.73 [6] (0:12.66)	0:13.07 [7] (0:13.07)
Average Speed [km/h]	53.4	66.2	61.9	59.3	59.4	59.6	57.4	55.1
Top Speed [km/h]	69.2	69.1	63.6	59.8	61.2	61.3	58.8	56.6
Avg. Dist. to Rail [m]	5.3	1.1	2.0	2.0	3.6	2.6	2.5	3.3
Avg. Stride Freq. [Hz]	2.2	2.3	2.3	2.2	2.3	2.3	2.3	2.2
Avg. Stride Length [m]	6.8	7.8	7.6	7.4	7.3	7.1	7.0	6.8



- [] Ranking at each section and finish
- .-.- No data available at this section
- NA No data available



Horse/Jockey Name	Saint Martin
Final Rank	9
Fastest Section Time (Section)	0:10.64 (1400m)
Top Speed [km/h] (Section)	71.5 (Overall)
Race State	Finished



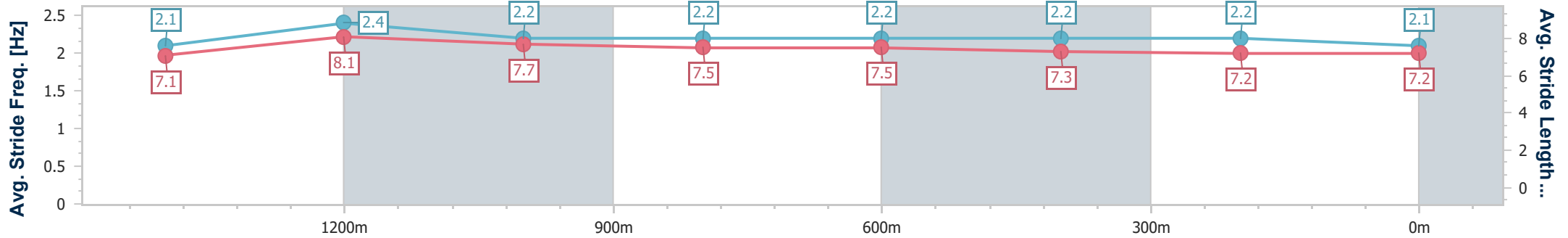
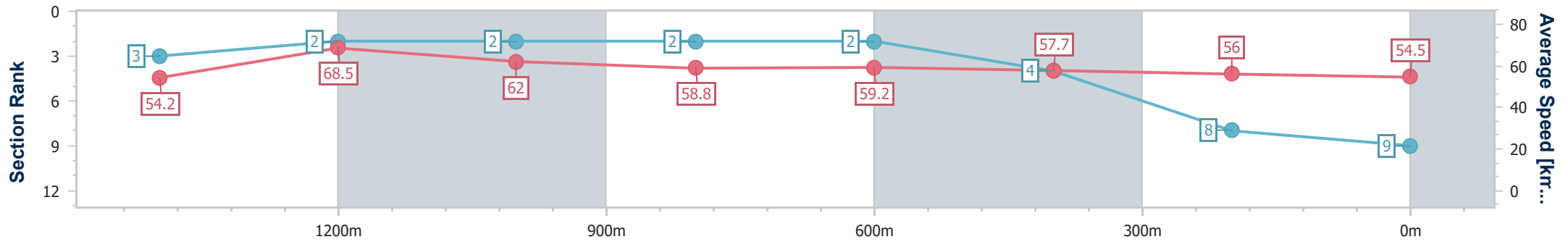
Toowoomba QLD Professional
Race 3: 1EQUINE - FOR THE EQUINE ATHLETE Class 3
Handicap - 1625m



28 December 2024 - 18:41

Track Rating: Good 3, Weather: Hot, Rail Position: True

Section	Overall	1400m	1200m	1000m	800m	600m	400m	200m
Section Times	1:40.44 [9] (0:15.01)	1:25.43 [3] (0:10.64)	1:14.79 [2] (0:11.66)	1:03.13 [2] (0:12.28)	0:50.85 [2] (0:12.29)	0:38.56 [2] (0:12.56)	0:26.00 [4] (0:12.85)	0:13.15 [8] (0:13.15)
Average Speed [km/h]	54.2	68.5	62.0	58.8	59.2	57.7	56.0	54.5
Top Speed [km/h]	71.5	71.4	65.0	59.8	60.1	59.1	57.2	55.7
Avg. Dist. to Rail [m]	4.5	2.3	2.4	1.5	2.5	1.2	0.8	2.1
Avg. Stride Freq. [Hz]	2.1	2.4	2.2	2.2	2.2	2.2	2.2	2.1
Avg. Stride Length [m]	7.1	8.1	7.7	7.5	7.5	7.3	7.2	7.2



- [] Ranking at each section and finish
- .-.- No data available at this section
- NA No data available



Horse/Jockey Name	Witch Day
Final Rank	10
Fastest Section Time (Section)	0:10.90 (1400m)
Top Speed [km/h] (Section)	69.0 (1400m)
Race State	Finished



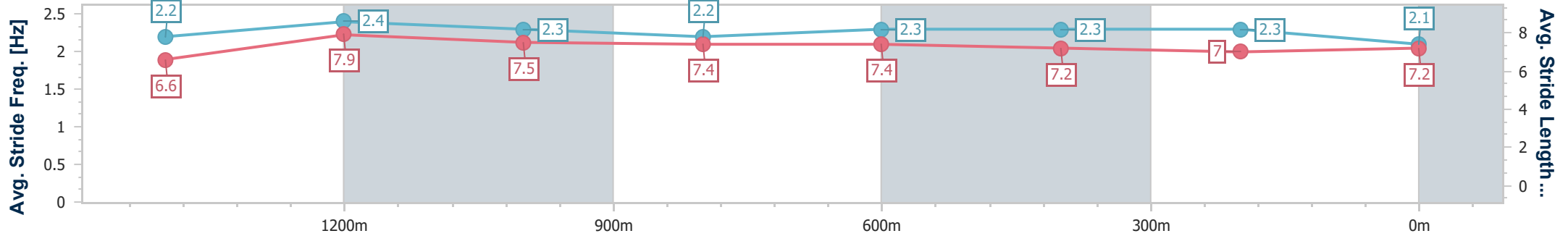
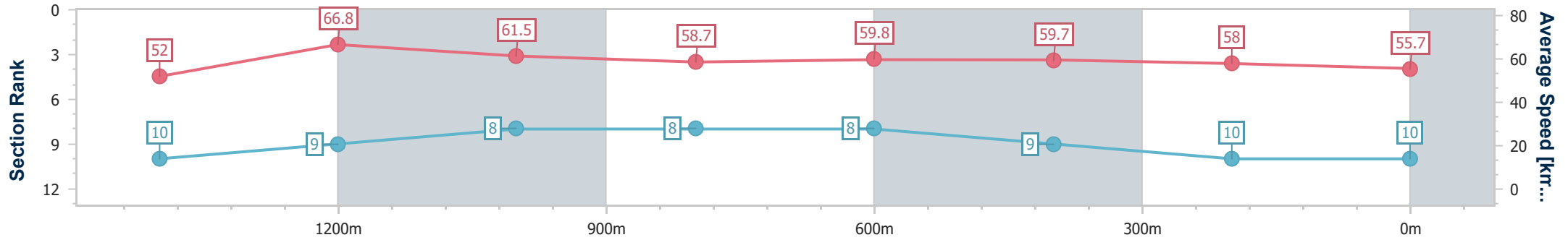
Toowoomba QLD Professional
Race 3: 1EQUINE - FOR THE EQUINE ATHLETE Class 3
Handicap - 1625m



28 December 2024 - 18:41

Track Rating: Good 3, Weather: Hot, Rail Position: True

Section	Overall	1400m	1200m	1000m	800m	600m	400m	200m
Section Times	1:40.49 [10] (0:15.64)	1:24.85 [10] (0:10.90)	1:13.95 [9] (0:11.73)	1:02.22 [8] (0:12.36)	0:49.86 [8] (0:12.18)	0:37.68 [8] (0:12.28)	0:25.40 [9] (0:12.51)	0:12.89 [10] (0:12.89)
Average Speed [km/h]	52.0	66.8	61.5	58.7	59.8	59.7	58.0	55.7
Top Speed [km/h]	68.9	69.0	64.6	60.5	61.6	60.6	59.0	57.9
Avg. Dist. to Rail [m]	3.8	2.0	3.3	2.3	3.5	3.1	1.0	1.3
Avg. Stride Freq. [Hz]	2.2	2.4	2.3	2.2	2.3	2.3	2.3	2.1
Avg. Stride Length [m]	6.6	7.9	7.5	7.4	7.4	7.2	7.0	7.2



- [] Ranking at each section and finish
- .-.- No data available at this section
- NA No data available



Toowoomba QLD Professional

Race 4: TOOWOOMBA PLASTICS RATINGS BAND 0 - 58 Handicap - 1300m

28 December 2024 - 19:16



Track Rating: Good 3, Weather: Hot, Rail Position: +0m Entire

Section												Last 600m	
Field Times												0:36.39	
	Overall	1200m	1000m	800m	600m	400m							
	1:20.34 (0:08.36)	1:11.98 (0:11.13)	1:00.85 (0:12.09)	0:48.76 (0:12.37)	0:36.39 (0:12.14)	0:24.25 (0:12.18)							
Rank	TAB	Horse/Jockey	Barrier	Top Speed [km/h]	Fastest Section							Distance Travelled [m]	
1	1	ALL I WANT IS YOU Paul Hamblin	10	66.3 1200m	0:08.89 Overall	1:20.34 [1] (0:08.89)	1:11.45 [7] (0:11.24)	1:00.21 [7] (0:12.01)	0:48.20 [8] (0:12.11)	0:36.09 [6] (0:12.21)	0:23.88 [8] (0:11.84)	0:36.09	
2	2	DROP THE PILOT Les Tilley	3	65.4 1200m	0:08.74 Overall	1:20.55 [2] (0:08.74)	1:11.81 [4] (0:11.29)	1:00.52 [5] (0:12.05)	0:48.47 [7] (0:12.35)	0:36.12 [8] (0:12.19)	0:23.93 [9] (0:12.05)	0:36.12	-3
3	5	MIKKI EIGHT Jake Molloy	9	65.7 1200m	0:08.96 Overall	1:20.63 [3] (0:08.96)	1:11.67 [8] (0:11.24)	1:00.43 [9] (0:12.04)	0:48.39 [10] (0:12.22)	0:36.17 [9] (0:11.95)	0:24.22 [6] (0:12.00)	0:36.17	+0
4	4	UNION SPIRIT Michael Murphy	2	65.9 1200m	0:08.98 Overall	1:20.74 [4] (0:08.98)	1:11.76 [9] (0:11.16)	1:00.60 [8] (0:11.81)	0:48.79 [5] (0:12.31)	0:36.48 [7] (0:12.19)	0:24.29 [7] (0:12.11)	0:36.48	-10
5	10	FLASH PRINCE Karl Zechner	6	65.4 1200m	0:08.84 Overall	1:20.90 [5] (0:08.84)	1:12.06 [6] (0:11.46)	1:00.60 [10] (0:11.93)	0:48.67 [9] (0:12.38)	0:36.29 [10] (0:12.15)	0:24.14 [10] (0:11.98)	0:36.29	-13
6	6	UNCLE BUD Chris Whiteley	4	65.1 1200m	0:08.47 Overall	1:20.95 [6] (0:08.47)	1:12.48 [2] (0:11.34)	1:01.14 [3] (0:11.89)	0:49.25 [3] (0:12.39)	0:36.86 [4] (0:12.21)	0:24.65 [4] (0:12.23)	0:36.86	-10
7	12	MUST BE THE MONEY Nozi Tomizawa	11	68.2 1200m	0:09.00 Overall	1:21.08 [7] (0:09.00)	1:12.08 [10] (0:11.05)	1:01.03 [6] (0:11.95)	0:49.08 [6] (0:12.07)	0:37.01 [3] (0:12.20)	0:24.81 [3] (0:12.07)	0:37.01	-4
8	9	BEAU'S GIRL Nathan Fazackerley	8	68.1 1200m	0:08.68 Overall	1:21.12 [8] (0:08.68)	1:12.44 [3] (0:10.95)	1:01.49 [2] (0:11.95)	0:49.54 [1] (0:12.37)	0:37.17 [1] (0:12.14)	0:25.03 [1] (0:12.18)	0:37.17	-8
9	11	MAKE HASTE Rob Thorburn	7	64.8 1200m	0:09.17 Overall	1:21.13 [9] (0:09.17)	1:11.96 [11] (0:11.51)	1:00.45 [11] (0:12.07)	0:48.38 [11] (0:12.05)	0:36.33 [11] (0:12.04)	0:24.29 [11] (0:11.96)	0:36.33	-5
10	8	DUN WITH ROSES Georgina Cartwright	1	65.0 1200m	0:08.82 Overall	1:21.29 [10] (0:08.82)	1:12.47 [5] (0:11.18)	1:01.29 [4] (0:11.79)	0:49.50 [4] (0:12.32)	0:37.18 [5] (0:12.20)	0:24.98 [5] (0:12.33)	0:37.18	-18

Scratched: Yamumza (#7), Toro De Carga (#13)

[] Ranking at each section and finish
 -:-:- No data available at this section
 NA No data available

SCN Saddle cloth number
 DNF Did not finish
 DNT Did not track



Toowoomba QLD Professional
Race 4: TOOWOOMBA PLASTICS RATINGS BAND 0 - 58 Handicap - 1300m
28 December 2024 - 19:16



Track Rating: Good 3, Weather: Hot, Rail Position: +0m Entire

Section	Overall	1200m	1000m	800m	600m	400m	Last 600m
Field Times	1:20.34 (0:08.36)	1:11.98 (0:11.13)	1:00.85 (0:12.09)	0:48.76 (0:12.37)	0:36.39 (0:12.14)	0:24.25 (0:12.18)	0:36.39

Rank	TAB	Horse/Jockey	Barrier	Top Speed [km/h]	Fastest Section	Overall	1200m	1000m	800m	600m	400m	Last 600m	Distance Travelled [m]
11	3	PALATIAL PRINCE	5	67.4	0:08.36	1:21.92 [11]	1:13.56 [1]	1:02.43 [1]	0:50.29 [2]	0:37.94 [2]	0:25.71 [2]	0:37.94	-9
		Justin Stanley		1200m	Overall	(0:08.36)	(0:11.13)	(0:12.14)	(0:12.35)	(0:12.23)	(0:12.34)		

Scratched: Yamumza (#7), Toro De Carga (#13)

[] Ranking at each section and finish
 -:-:- No data available at this section
 NA No data available

SCN Saddle cloth number
 DNF Did not finish
 DNT Did not track



Toowoomba QLD Professional

Race 4: TOOWOOMBA PLASTICS RATINGS BAND 0 - 58 Handicap - 1300m

28 December 2024 - 19:16



Track Rating: Good 3, Weather: Hot, Rail Position: +0m Entire

Section				200m				Last 600m	
Field Times				0:12.07 (0:12.07)				0:36.39	
Rank	TAB	Horse/Jockey	Barrier	Top Speed [km/h]	Fastest Section	Margin			Distance Travelled [m]
1	1	ALL I WANT IS YOU Paul Hamblin	10	66.3 1200m	0:08.89 Overall	0:12.04 [2] (0:12.04)	1:20.34		0:36.09
2	2	DROP THE PILOT Les Tilley	3	65.4 1200m	0:08.74 Overall	0:11.88 [9] (0:11.88)	1.3L		0:36.12 -3
3	5	MIKKI EIGHT Jake Molloy	9	65.7 1200m	0:08.96 Overall	0:12.22 [4] (0:12.22)	1.7L		0:36.17 +0
4	4	UNION SPIRIT Michael Murphy	2	65.9 1200m	0:08.98 Overall	0:12.18 [7] (0:12.18)	2.2L		0:36.48 -10
5	10	FLASH PRINCE Karl Zechner	6	65.4 1200m	0:08.84 Overall	0:12.16 [10] (0:12.16)	3L		0:36.29 -13
6	6	UNCLE BUD Chris Whiteley	4	65.1 1200m	0:08.47 Overall	0:12.42 [5] (0:12.42)	3.2L		0:36.86 -10
7	12	MUST BE THE MONEY Nozi Tomizawa	11	68.2 1200m	0:09.00 Overall	0:12.74 [3] (0:12.74)	4L		0:37.01 -4
8	9	BEAU'S GIRL Nathan Fazackerley	8	68.1 1200m	0:08.68 Overall	0:12.85 [1] (0:12.85)	4.2L		0:37.17 -8
9	11	MAKE HASTE Rob Thorburn	7	64.8 1200m	0:09.17 Overall	0:12.33 [11] (0:12.33)	4.3L		0:36.33 -5
10	8	DUN WITH ROSES Georgina Cartwright	1	65.0 1200m	0:08.82 Overall	0:12.65 [8] (0:12.65)	5.1L		0:37.18 -18

Scratched: Yamumza (#7), Toro De Carga (#13)

Report Created: Sat 28 December 2024 19:34 GMT (Note: Timing is based on position data)

Page 3/15

[] Ranking at each section and finish
 -:-:- No data available at this section
 NA No data available

SCN Saddle cloth number
 DNF Did not finish
 DNT Did not track

data processed by TRIPLESDATA



Toowoomba QLD Professional
Race 4: TOOWOOMBA PLASTICS RATINGS BAND 0 - 58 Handicap -
1300m
28 December 2024 - 19:16



Track Rating: Good 3, Weather: Hot, Rail Position: +0m Entire

Section		200m		Last 600m		
Field Times		0:12.07 (0:12.07)		0:36.39		
Rank	TAB Horse/Jockey	Barrier	Top Speed [km/h]	Fastest Section	Margin	Distance Travelled [m]
11	3 PALATIAL PRINCE	5	67.4	0:08.36	0:13.37 [6]	8.6L
	Justin Stanley		1200m	Overall	(0:13.37)	0:37.94 -9

Scratched: Yamumza (#7), Toro De Carga (#13)

[] Ranking at each section and finish
 -:-:- No data available at this section
 NA No data available

SCN Saddle cloth number
 DNF Did not finish
 DNT Did not track



Horse/Jockey Name	All I Want Is You
Final Rank	1
Fastest Section Time (Section)	0:08.89 (Overall)
Top Speed [km/h] (Section)	66.3 (1200m)
Race State	Finished



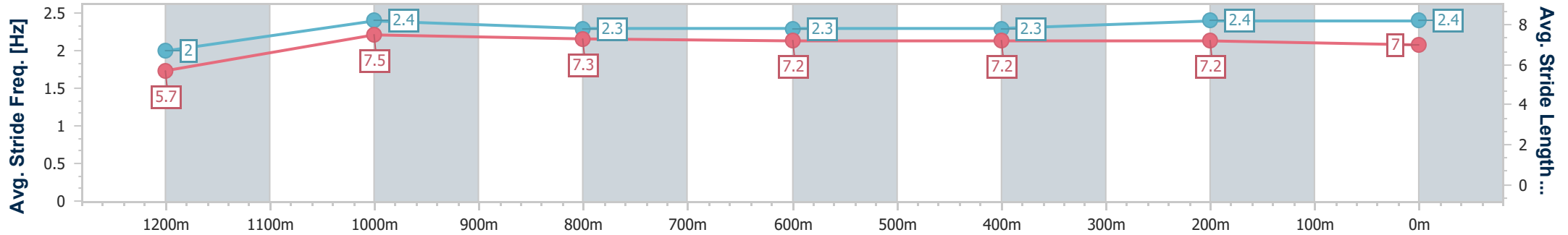
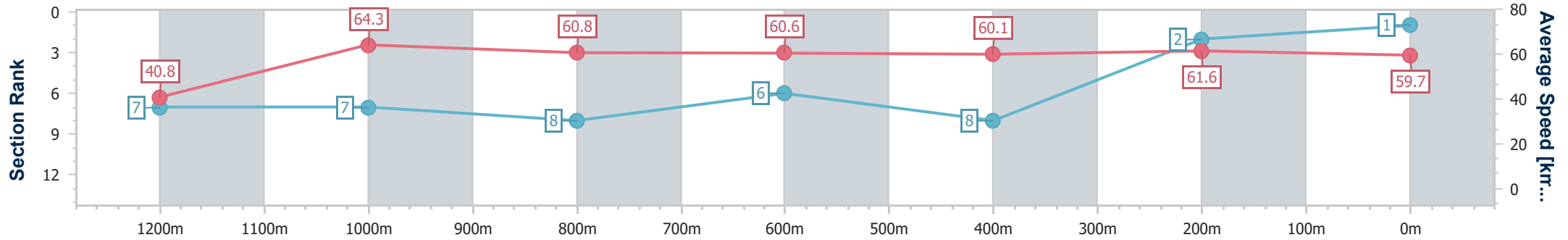
Toowoomba QLD Professional
 Race 4: TOOWOOMBA PLASTICS RATINGS BAND 0 - 58
 Handicap - 1300m



28 December 2024 - 19:16

Track Rating: Good 3, Weather: Hot, Rail Position: +0m Entire

Section	Overall	1200m	1000m	800m	600m	400m	200m
Section Times	1:20.34 [1] (0:08.89)	1:11.45 [7] (0:11.24)	1:00.21 [7] (0:12.01)	0:48.20 [8] (0:12.11)	0:36.09 [6] (0:12.21)	0:23.88 [8] (0:11.84)	0:12.04 [2] (0:12.04)
Average Speed [km/h]	40.8	64.3	60.8	60.6	60.1	61.6	59.7
Top Speed [km/h]	61.4	66.3	62.4	63.0	61.2	62.7	61.3
Avg. Dist. to Rail [m]	10.6	4.2	4.7	5.3	3.8	3.9	4.3
Avg. Stride Freq. [Hz]	2.0	2.4	2.3	2.3	2.3	2.4	2.4
Avg. Stride Length [m]	5.7	7.5	7.3	7.2	7.2	7.2	7.0



- [] Ranking at each section and finish
- .-.- No data available at this section
- NA No data available



Horse/Jockey Name	Drop The Pilot
Final Rank	2
Fastest Section Time (Section)	0:08.74 (Overall)
Top Speed [km/h] (Section)	65.4 (1200m)
Race State	Finished



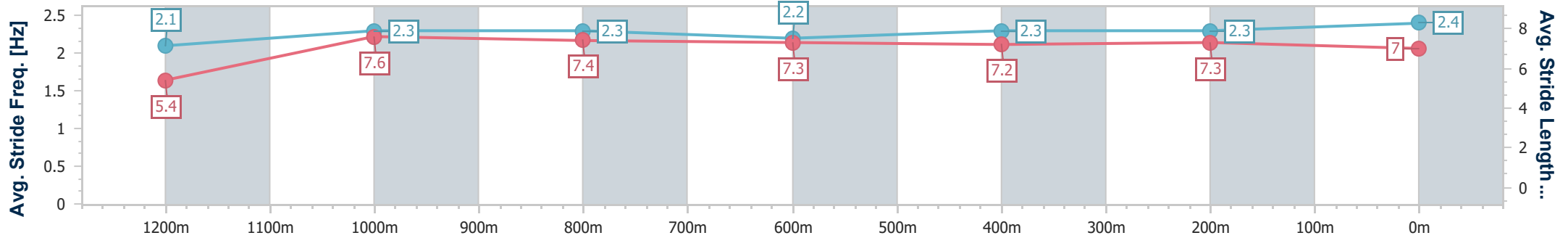
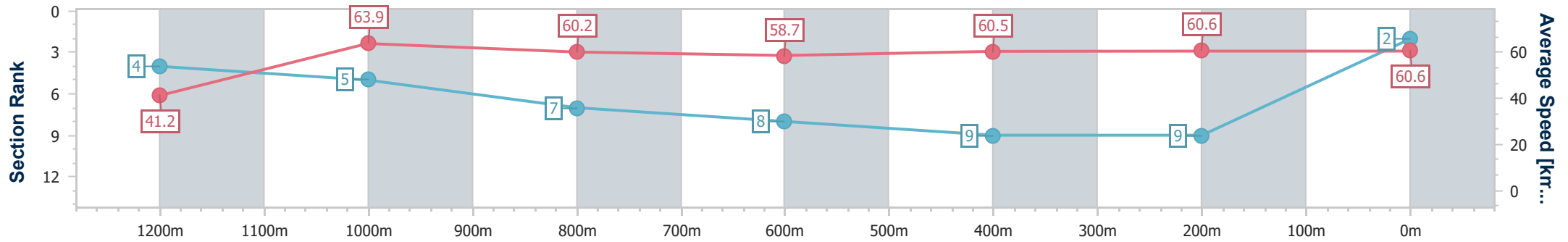
Toowoomba QLD Professional
Race 4: TOOWOOMBA PLASTICS RATINGS BAND 0 - 58
Handicap - 1300m



28 December 2024 - 19:16

Track Rating: Good 3, Weather: Hot, Rail Position: +0m Entire

Section	Overall	1200m	1000m	800m	600m	400m	200m
Section Times	1:20.55 [2] (0:08.74)	1:11.81 [4] (0:11.29)	1:00.52 [5] (0:12.05)	0:48.47 [7] (0:12.35)	0:36.12 [8] (0:12.19)	0:23.93 [9] (0:12.05)	0:11.88 [9] (0:11.88)
Average Speed [km/h]	41.2	63.9	60.2	58.7	60.5	60.6	60.6
Top Speed [km/h]	60.4	65.4	61.6	60.6	61.7	61.6	61.3
Avg. Dist. to Rail [m]	2.9	0.5	1.2	3.1	4.1	4.7	7.2
Avg. Stride Freq. [Hz]	2.1	2.3	2.3	2.2	2.3	2.3	2.4
Avg. Stride Length [m]	5.4	7.6	7.4	7.3	7.2	7.3	7.0



- [] Ranking at each section and finish
- .-.- No data available at this section
- NA No data available



Horse/Jockey Name	Mikki Eight
Final Rank	3
Fastest Section Time (Section)	0:08.96 (Overall)
Top Speed [km/h] (Section)	65.7 (1200m)
Race State	Finished



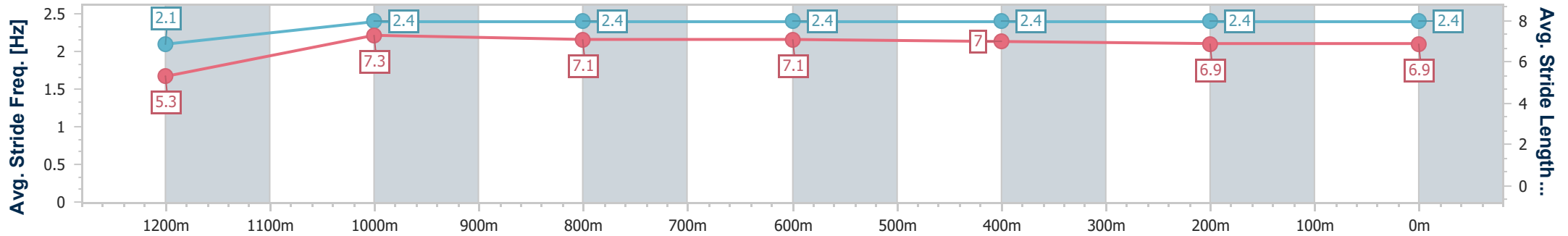
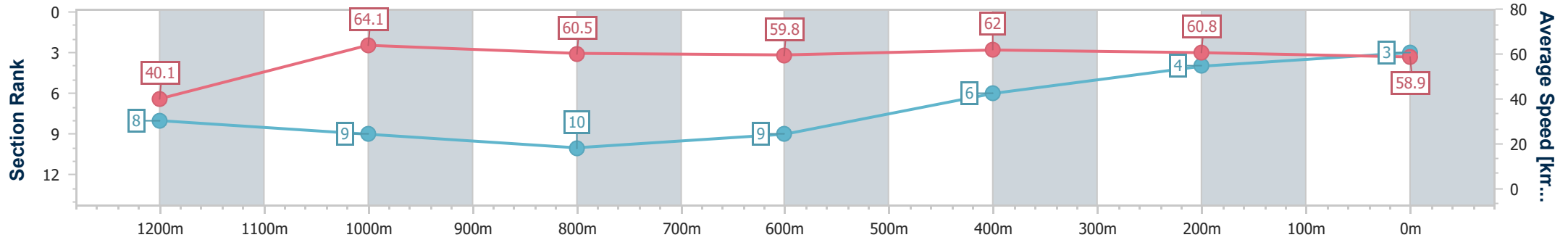
Toowoomba QLD Professional
 Race 4: TOOWOOMBA PLASTICS RATINGS BAND 0 - 58
 Handicap - 1300m



28 December 2024 - 19:16

Track Rating: Good 3, Weather: Hot, Rail Position: +0m Entire

Section	Overall	1200m	1000m	800m	600m	400m	200m
Section Times	1:20.63 [3] (0:08.96)	1:11.67 [8] (0:11.24)	1:00.43 [9] (0:12.04)	0:48.39 [10] (0:12.22)	0:36.17 [9] (0:11.95)	0:24.22 [6] (0:12.00)	0:12.22 [4] (0:12.22)
Average Speed [km/h]	40.1	64.1	60.5	59.8	62.0	60.8	58.9
Top Speed [km/h]	60.8	65.7	63.4	61.8	62.5	62.6	60.4
Avg. Dist. to Rail [m]	10.1	4.0	3.8	4.3	4.9	4.2	4.7
Avg. Stride Freq. [Hz]	2.1	2.4	2.4	2.4	2.4	2.4	2.4
Avg. Stride Length [m]	5.3	7.3	7.1	7.1	7.0	6.9	6.9



- [] Ranking at each section and finish
- .-.- No data available at this section
- NA No data available



Horse/Jockey Name	Union Spirit
Final Rank	4
Fastest Section Time (Section)	0:08.98 (Overall)
Top Speed [km/h] (Section)	65.9 (1200m)
Race State	Finished



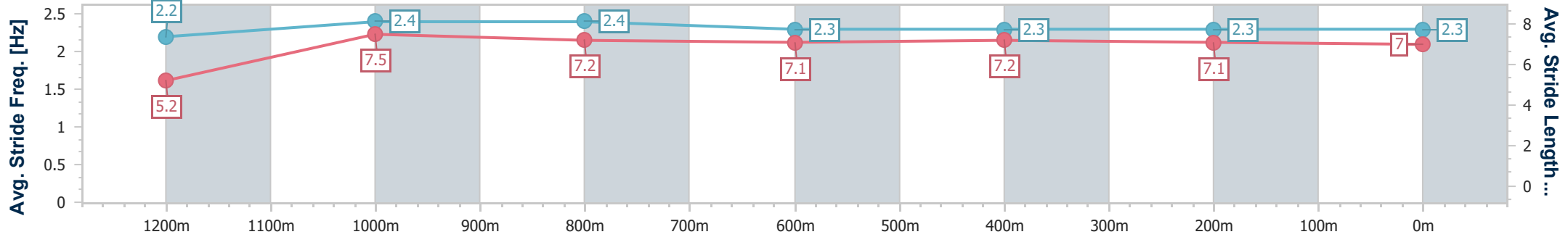
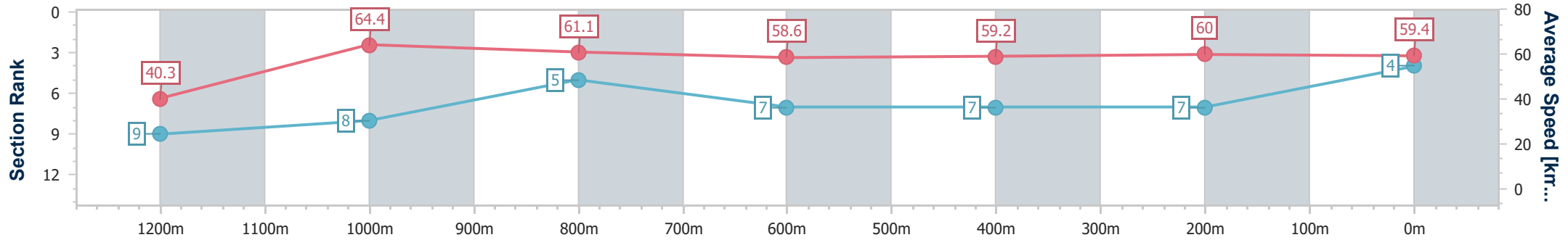
Toowoomba QLD Professional
 Race 4: TOOWOOMBA PLASTICS RATINGS BAND 0 - 58
 Handicap - 1300m



28 December 2024 - 19:16

Track Rating: Good 3, Weather: Hot, Rail Position: +0m Entire

Section	Overall	1200m	1000m	800m	600m	400m	200m
Section Times	1:20.74 [4] (0:08.98)	1:11.76 [9] (0:11.16)	1:00.60 [8] (0:11.81)	0:48.79 [5] (0:12.31)	0:36.48 [7] (0:12.19)	0:24.29 [7] (0:12.11)	0:12.18 [7] (0:12.18)
Average Speed [km/h]	40.3	64.4	61.1	58.6	59.2	60.0	59.4
Top Speed [km/h]	60.7	65.9	64.3	59.9	60.1	61.7	60.7
Avg. Dist. to Rail [m]	2.3	0.3	0.6	0.9	0.6	3.4	5.3
Avg. Stride Freq. [Hz]	2.2	2.4	2.4	2.3	2.3	2.3	2.3
Avg. Stride Length [m]	5.2	7.5	7.2	7.1	7.2	7.1	7.0



- [] Ranking at each section and finish
- .-.- No data available at this section
- NA No data available



Horse/Jockey Name	Flash Prince
Final Rank	5
Fastest Section Time (Section)	0:08.84 (Overall)
Top Speed [km/h] (Section)	65.4 (1200m)
Race State	Finished



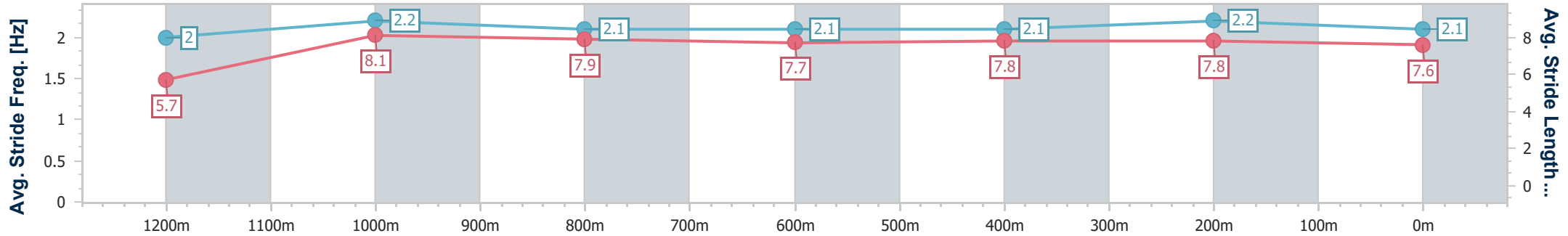
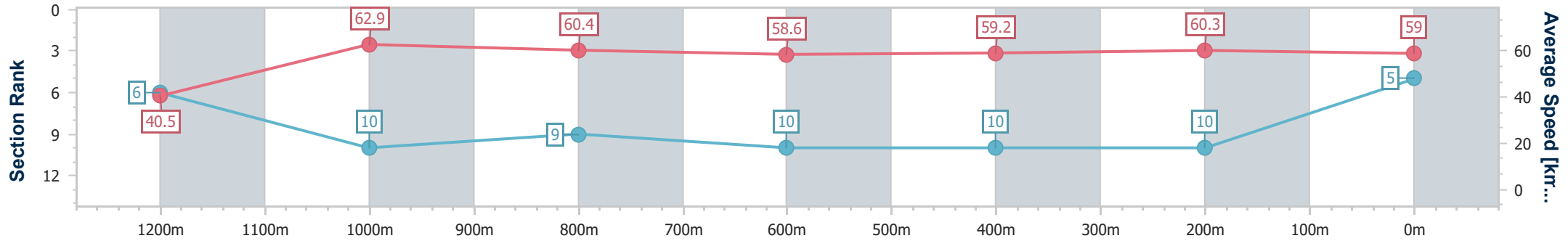
Toowoomba QLD Professional
Race 4: TOOWOOMBA PLASTICS RATINGS BAND 0 - 58
Handicap - 1300m



28 December 2024 - 19:16

Track Rating: Good 3, Weather: Hot, Rail Position: +0m Entire

Section	Overall	1200m	1000m	800m	600m	400m	200m
Section Times	1:20.90 [5] (0:08.84)	1:12.06 [6] (0:11.46)	1:00.60 [10] (0:11.93)	0:48.67 [9] (0:12.38)	0:36.29 [10] (0:12.15)	0:24.14 [10] (0:11.98)	0:12.16 [10] (0:12.16)
Average Speed [km/h]	40.5	62.9	60.4	58.6	59.2	60.3	59.0
Top Speed [km/h]	58.8	65.4	62.0	60.6	60.2	60.8	60.7
Avg. Dist. to Rail [m]	5.2	0.9	0.4	1.3	0.5	1.4	2.0
Avg. Stride Freq. [Hz]	2.0	2.2	2.1	2.1	2.1	2.2	2.1
Avg. Stride Length [m]	5.7	8.1	7.9	7.7	7.8	7.8	7.6



- [] Ranking at each section and finish
- .-.- No data available at this section
- NA No data available



Horse/Jockey Name	Uncle Bud
Final Rank	6
Fastest Section Time (Section)	0:08.47 (Overall)
Top Speed [km/h] (Section)	65.1 (1200m)
Race State	Finished



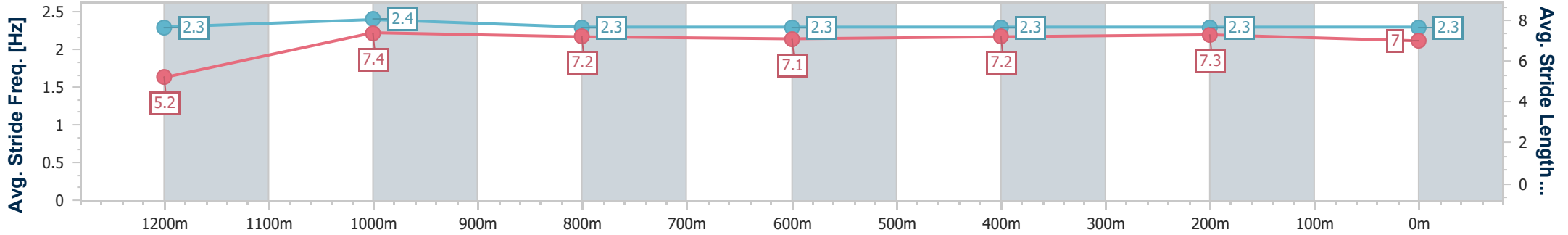
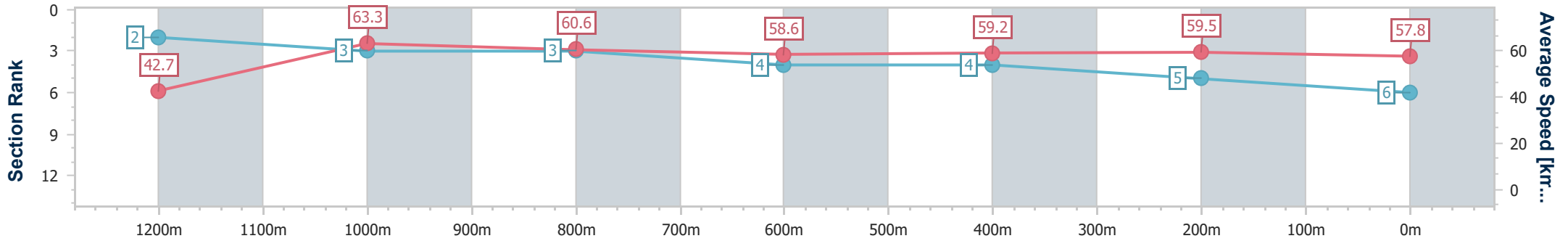
Toowoomba QLD Professional
Race 4: TOOWOOMBA PLASTICS RATINGS BAND 0 - 58
Handicap - 1300m



28 December 2024 - 19:16

Track Rating: Good 3, Weather: Hot, Rail Position: +0m Entire

Section	Overall	1200m	1000m	800m	600m	400m	200m
Section Times	1:20.95 [6] (0:08.47)	1:12.48 [2] (0:11.34)	1:01.14 [3] (0:11.89)	0:49.25 [3] (0:12.39)	0:36.86 [4] (0:12.21)	0:24.65 [4] (0:12.23)	0:12.42 [5] (0:12.42)
Average Speed [km/h]	42.7	63.3	60.6	58.6	59.2	59.5	57.8
Top Speed [km/h]	61.1	65.1	63.5	59.2	60.8	61.3	60.2
Avg. Dist. to Rail [m]	4.4	0.4	0.4	2.0	1.3	2.5	3.6
Avg. Stride Freq. [Hz]	2.3	2.4	2.3	2.3	2.3	2.3	2.3
Avg. Stride Length [m]	5.2	7.4	7.2	7.1	7.2	7.3	7.0



- [] Ranking at each section and finish
- .-.- No data available at this section
- NA No data available



Horse/Jockey Name	Must Be The Money
Final Rank	7
Fastest Section Time (Section)	0:09.00 (Overall)
Top Speed [km/h] (Section)	68.2 (1200m)
Race State	Finished



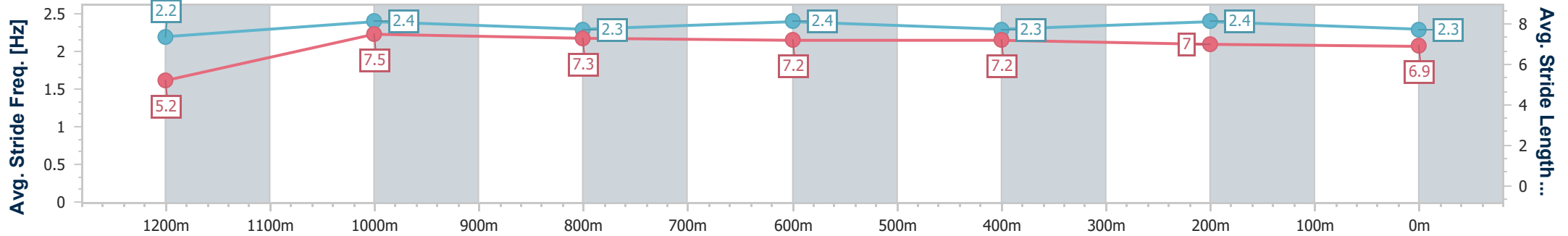
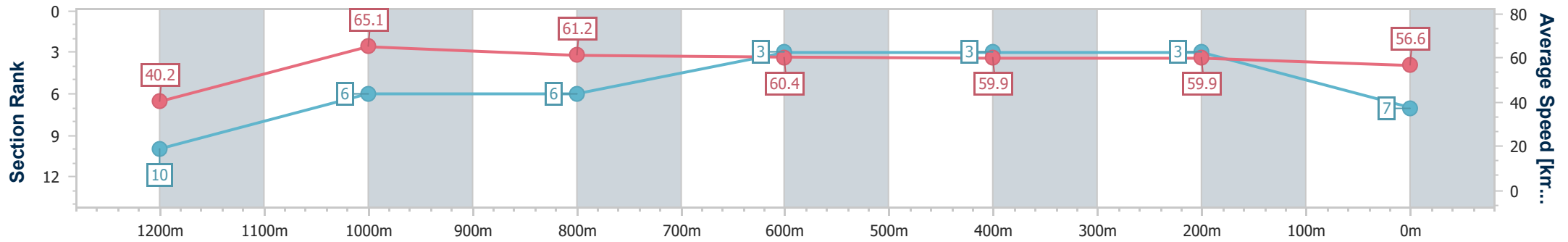
Toowoomba QLD Professional
 Race 4: TOOWOOMBA PLASTICS RATINGS BAND 0 - 58
 Handicap - 1300m



28 December 2024 - 19:16

Track Rating: Good 3, Weather: Hot, Rail Position: +0m Entire

Section	Overall	1200m	1000m	800m	600m	400m	200m
Section Times	1:21.08 [7] (0:09.00)	1:12.08 [10] (0:11.05)	1:01.03 [6] (0:11.95)	0:49.08 [6] (0:12.07)	0:37.01 [3] (0:12.20)	0:24.81 [3] (0:12.07)	0:12.74 [3] (0:12.74)
Average Speed [km/h]	40.2	65.1	61.2	60.4	59.9	59.9	56.6
Top Speed [km/h]	61.8	68.2	62.2	61.9	60.6	60.9	58.7
Avg. Dist. to Rail [m]	12.3	5.7	4.2	3.7	2.8	2.1	2.5
Avg. Stride Freq. [Hz]	2.2	2.4	2.3	2.4	2.3	2.4	2.3
Avg. Stride Length [m]	5.2	7.5	7.3	7.2	7.2	7.0	6.9



- [] Ranking at each section and finish
- .-.- No data available at this section
- NA No data available



Horse/Jockey Name	Beau's Girl
Final Rank	8
Fastest Section Time (Section)	0:08.68 (Overall)
Top Speed [km/h] (Section)	68.1 (1200m)
Race State	Finished



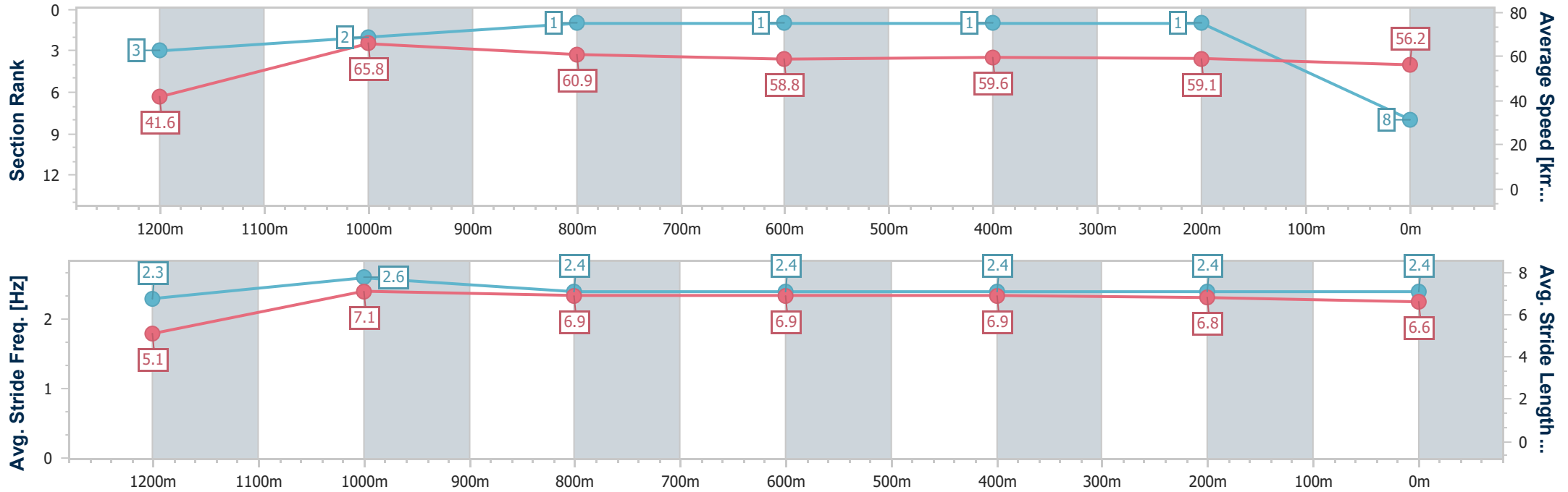
Toowoomba QLD Professional
Race 4: TOOWOOMBA PLASTICS RATINGS BAND 0 - 58
Handicap - 1300m



28 December 2024 - 19:16

Track Rating: Good 3, Weather: Hot, Rail Position: +0m Entire

Section	Overall	1200m	1000m	800m	600m	400m	200m
Section Times	1:21.12 [8] (0:08.68)	1:12.44 [3] (0:10.95)	1:01.49 [2] (0:11.95)	0:49.54 [1] (0:12.37)	0:37.17 [1] (0:12.14)	0:25.03 [1] (0:12.18)	0:12.85 [1] (0:12.85)
Average Speed [km/h]	41.6	65.8	60.9	58.8	59.6	59.1	56.2
Top Speed [km/h]	64.0	68.1	63.2	60.4	60.6	60.5	58.1
Avg. Dist. to Rail [m]	7.5	3.2	3.0	2.1	1.2	1.0	1.2
Avg. Stride Freq. [Hz]	2.3	2.6	2.4	2.4	2.4	2.4	2.4
Avg. Stride Length [m]	5.1	7.1	6.9	6.9	6.9	6.8	6.6



- [] Ranking at each section and finish
- .-.- No data available at this section
- NA No data available



Horse/Jockey Name	Make Haste
Final Rank	9
Fastest Section Time (Section)	0:09.17 (Overall)
Top Speed [km/h] (Section)	64.8 (1200m)
Race State	Finished



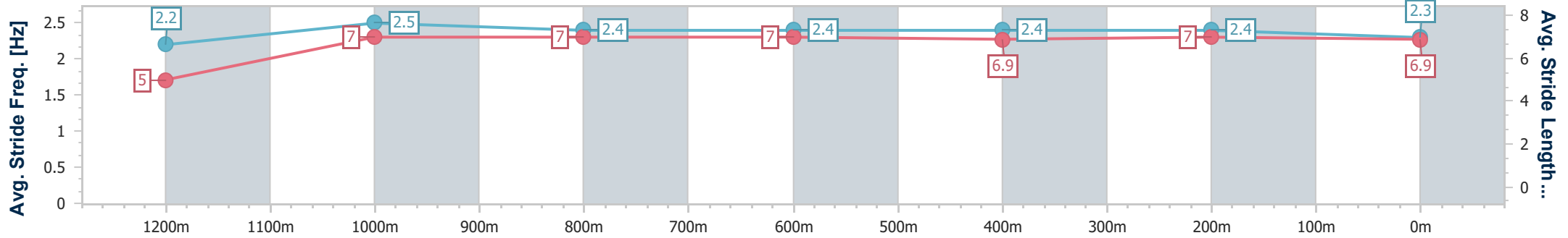
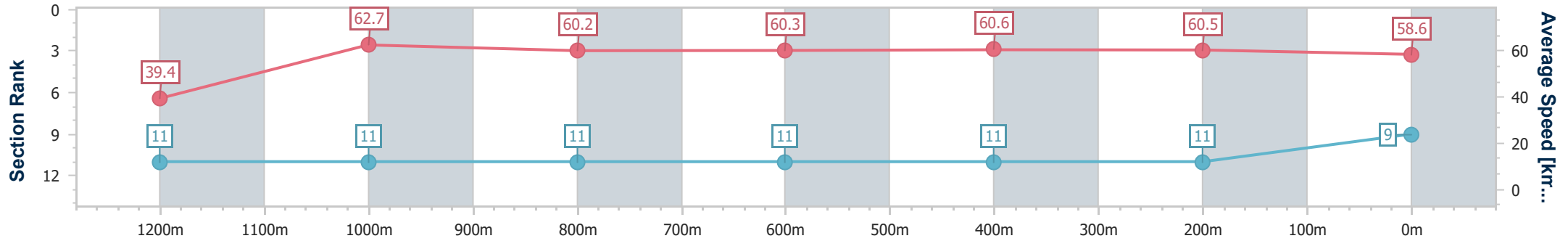
Toowoomba QLD Professional
Race 4: TOOWOOMBA PLASTICS RATINGS BAND 0 - 58
Handicap - 1300m



28 December 2024 - 19:16

Track Rating: Good 3, Weather: Hot, Rail Position: +0m Entire

Section	Overall	1200m	1000m	800m	600m	400m	200m
Section Times	1:21.13 [9] (0:09.17)	1:11.96 [11] (0:11.51)	1:00.45 [11] (0:12.07)	0:48.38 [11] (0:12.05)	0:36.33 [11] (0:12.04)	0:24.29 [11] (0:11.96)	0:12.33 [11] (0:12.33)
Average Speed [km/h]	39.4	62.7	60.2	60.3	60.6	60.5	58.6
Top Speed [km/h]	60.2	64.8	64.7	62.3	61.3	61.5	60.9
Avg. Dist. to Rail [m]	9.7	3.5	3.4	2.7	2.5	2.4	4.0
Avg. Stride Freq. [Hz]	2.2	2.5	2.4	2.4	2.4	2.4	2.3
Avg. Stride Length [m]	5.0	7.0	7.0	7.0	6.9	7.0	6.9



- [] Ranking at each section and finish
- .-.- No data available at this section
- NA No data available



Horse/Jockey Name	Dun With Roses
Final Rank	10
Fastest Section Time (Section)	0:08.82 (Overall)
Top Speed [km/h] (Section)	65.0 (1200m)
Race State	Finished



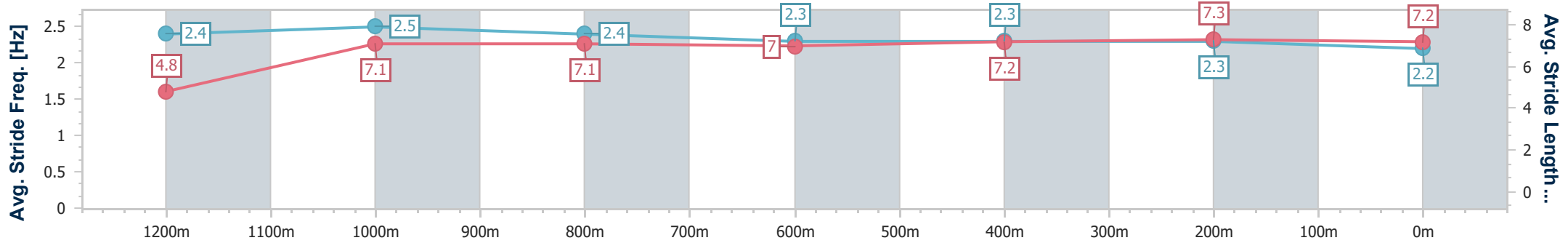
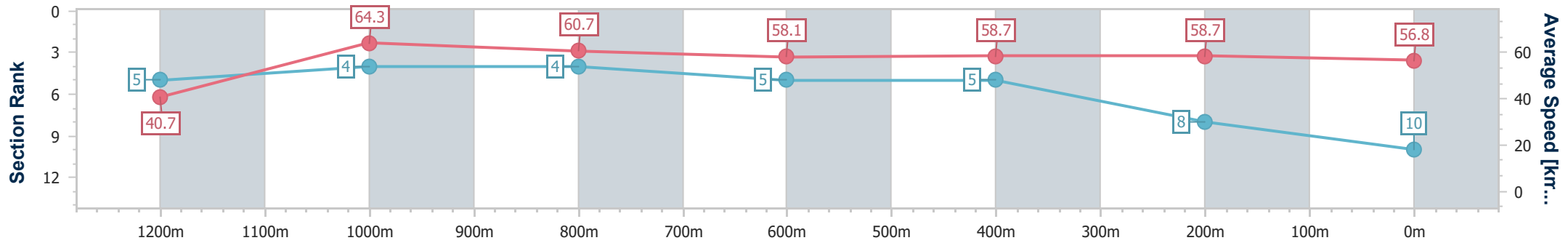
Toowoomba QLD Professional
Race 4: TOOWOOMBA PLASTICS RATINGS BAND 0 - 58
Handicap - 1300m



28 December 2024 - 19:16

Track Rating: Good 3, Weather: Hot, Rail Position: +0m Entire

Section	Overall	1200m	1000m	800m	600m	400m	200m
Section Times	1:21.29 [10] (0:08.82)	1:12.47 [5] (0:11.18)	1:01.29 [4] (0:11.79)	0:49.50 [4] (0:12.32)	0:37.18 [5] (0:12.20)	0:24.98 [5] (0:12.33)	0:12.65 [8] (0:12.65)
Average Speed [km/h]	40.7	64.3	60.7	58.1	58.7	58.7	56.8
Top Speed [km/h]	63.0	65.0	63.6	59.2	60.3	59.4	58.9
Avg. Dist. to Rail [m]	1.5	2.8	2.5	1.2	0.7	1.3	1.4
Avg. Stride Freq. [Hz]	2.4	2.5	2.4	2.3	2.3	2.3	2.2
Avg. Stride Length [m]	4.8	7.1	7.1	7.0	7.2	7.3	7.2



- [] Ranking at each section and finish
- .-.- No data available at this section
- NA No data available



Horse/Jockey Name	Palatial Prince
Final Rank	11
Fastest Section Time (Section)	0:08.36 (Overall)
Top Speed [km/h] (Section)	67.4 (1200m)
Race State	Finished



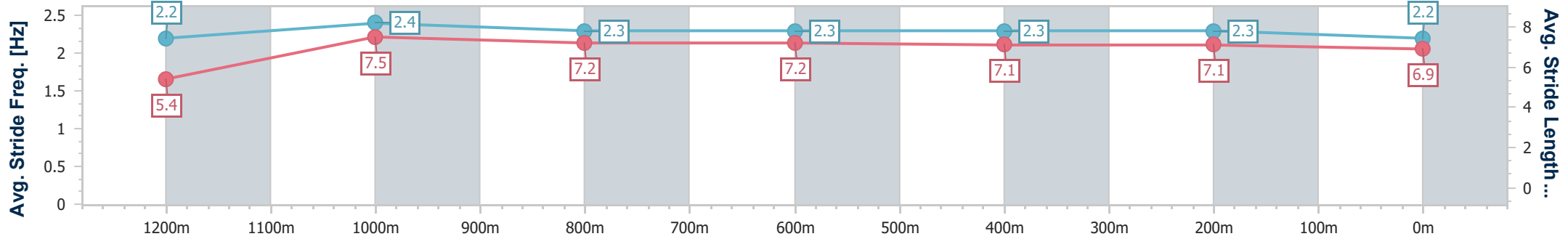
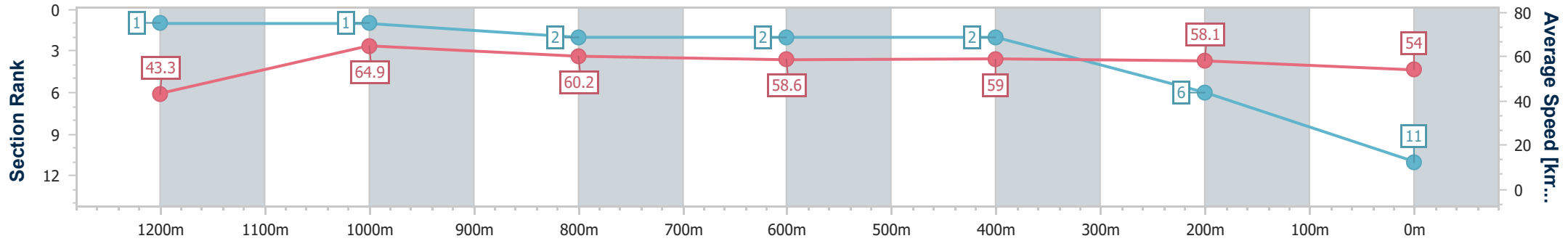
Toowoomba QLD Professional
Race 4: TOOWOOMBA PLASTICS RATINGS BAND 0 - 58
Handicap - 1300m



28 December 2024 - 19:16

Track Rating: Good 3, Weather: Hot, Rail Position: +0m Entire

Section	Overall	1200m	1000m	800m	600m	400m	200m
Section Times	1:21.92 [11] (0:08.36)	1:13.56 [1] (0:11.13)	1:02.43 [1] (0:12.14)	0:50.29 [2] (0:12.35)	0:37.94 [2] (0:12.23)	0:25.71 [2] (0:12.34)	0:13.37 [6] (0:13.37)
Average Speed [km/h]	43.3	64.9	60.2	58.6	59.0	58.1	54.0
Top Speed [km/h]	64.1	67.4	63.7	59.8	59.9	59.1	57.1
Avg. Dist. to Rail [m]	11.2	6.3	4.4	1.3	0.4	0.3	0.8
Avg. Stride Freq. [Hz]	2.2	2.4	2.3	2.3	2.3	2.3	2.2
Avg. Stride Length [m]	5.4	7.5	7.2	7.2	7.1	7.1	6.9



- [] Ranking at each section and finish
- .-.- No data available at this section
- NA No data available



Toowoomba QLD Professional

Race 5: BNW AUTOMOTIVE Maiden Plate - 1300m

28 December 2024 - 19:51



Track Rating: Good 3, Weather: Hot, Rail Position: True

Section		Field Times										Last 600m	
		Overall	1200m	1000m	800m	600m	400m						
		1:19.81 (0:08.37)	1:11.44 (0:10.81)	1:00.63 (0:11.80)	0:48.83 (0:12.07)	0:36.76 (0:12.46)	0:24.30 (0:12.38)						0:36.76
Rank	TAB	Horse/Jockey	Barrier	Top Speed [km/h]	Fastest Section							Distance Travelled [m]	
1	7	SWITCHBLADE Nathan Fazackerley	10	67.1 1200m	0:08.57 Overall	1:19.81 [1] (0:08.57)	1:11.24 [6] (0:11.05)	1:00.19 [8] (0:11.75)	0:48.44 [7] (0:12.19)	0:36.25 [7] (0:12.12)	0:24.13 [4] (0:12.21)	0:36.25	
2	11	GIDDAY GIDDAY Anthony Allen	5	65.9 1200m	0:08.49 Overall	1:20.39 [2] (0:08.49)	1:11.90 [2] (0:11.11)	1:00.79 [6] (0:11.80)	0:48.99 [8] (0:12.24)	0:36.75 [8] (0:12.38)	0:24.37 [9] (0:12.00)	0:36.75	-4
3	3	FREYA'S MAGIC Darren Evans	8	67.0 1200m	0:08.86 Overall	1:20.89 [3] (0:08.86)	1:12.03 [10] (0:11.03)	1:01.00 [10] (0:11.66)	0:49.34 [10] (0:11.80)	0:37.54 [4] (0:12.20)	0:25.34 [3] (0:12.44)	0:37.54	-2
3	13	NOBLE VALOUR Georgina Cartwright	1	67.4 1200m	0:08.62 Overall	1:20.89 [3] (0:08.62)	1:12.27 [8] (0:11.03)	1:01.24 [9] (0:11.84)	0:49.40 [9] (0:12.40)	0:37.00 [11] (0:12.11)	0:24.89 [8] (0:12.45)	0:37.00	-5
5	6	SHAKE'N'BAKE Michael Murphy	7	69.7 1200m	0:08.55 Overall	1:20.90 [5] (0:08.55)	1:12.35 [3] (0:10.63)	1:01.72 [1] (0:11.83)	0:49.89 [2] (0:12.26)	0:37.63 [3] (0:12.55)	0:25.08 [6] (0:12.52)	0:37.63	-11
6	9	SILVER AGENT Jake Molloy	6	67.6 1200m	0:08.57 Overall	1:21.08 [6] (0:08.57)	1:12.51 [5] (0:10.89)	1:01.62 [4] (0:11.73)	0:49.89 [5] (0:12.20)	0:37.69 [5] (0:12.41)	0:25.28 [5] (0:12.68)	0:37.69	-3
7	5	RUMBLING BOY Jason Taylor	12	68.9 1200m	0:08.61 Overall	1:21.67 [7] (0:08.61)	1:13.06 [7] (0:10.81)	1:02.25 [3] (0:11.56)	0:50.69 [1] (0:12.07)	0:38.62 [1] (0:12.46)	0:26.16 [1] (0:12.85)	0:38.62	-11
8	8	BESIEGE Les Tilley	4	67.0 1200m	0:08.37 Overall	1:21.93 [8] (0:08.37)	1:13.56 [1] (0:10.99)	1:02.57 [2] (0:11.76)	0:50.81 [4] (0:12.34)	0:38.47 [6] (0:12.40)	0:26.07 [7] (0:12.89)	0:38.47	-8
9	14	AMAHLE Amy Graham	11	68.1 1000m	0:08.76 Overall	1:21.97 [9] (0:08.76)	1:13.21 [9] (0:10.85)	1:02.36 [7] (0:11.40)	0:50.96 [3] (0:12.09)	0:38.87 [2] (0:12.44)	0:26.43 [2] (0:12.89)	0:38.87	-3
10	10	BOLERO Girish Goomany	9	67.5 1200m	0:09.01 Overall	1:22.04 [10] (0:09.01)	1:13.03 [12] (0:10.98)	1:02.05 [12] (0:11.83)	0:50.22 [12] (0:12.35)	0:37.87 [12] (0:12.34)	0:25.53 [12] (0:12.61)	0:37.87	-12

Scratched: Ludik (#4), Smart Bint (#12), Good Day Mae (#15), Benfica Lass (#16), Twopointfour (#17)

Report Created: Sat 28 December 2024 20:35 GMT (Note: Timing is based on position data)

Page 1/16

[] Ranking at each section and finish
 -:-:- No data available at this section
 NA No data available

SCN Saddle cloth number
 DNF Did not finish
 DNT Did not track

data processed by TRIPLESDATA



Toowoomba QLD Professional
Race 5: BNW AUTOMOTIVE Maiden Plate - 1300m
28 December 2024 - 19:51



Track Rating: Good 3, Weather: Hot, Rail Position: True

Section		Overall	1200m	1000m	800m	600m	400m	Last 600m				
Field Times		1:19.81 (0:08.37)	1:11.44 (0:10.81)	1:00.63 (0:11.80)	0:48.83 (0:12.07)	0:36.76 (0:12.46)	0:24.30 (0:12.38)	0:36.76				
Rank	TAB Horse/Jockey	Barrier	Top Speed [km/h]	Fastest Section	Distance Travelled [m]							
11	2 EMPEROR TEIO Ty Wheeler	2	66.8 1200m	0:08.57 Overall	1:22.25 [11] (0:08.57)	1:13.68 [4] (0:10.89)	1:02.79 [4] (0:11.89)	0:50.90 [6] (0:12.33)	0:38.57 [9] (0:12.55)	0:26.02 [10] (0:12.93)	0:38.57	-11
12	1 CACTUS CAN Karl Zechner	3	68.6 1200m	0:08.87 Overall	1:22.54 [12] (0:08.87)	1:13.67 [11] (0:11.05)	1:02.62 [11] (0:11.73)	0:50.89 [11] (0:12.18)	0:38.71 [10] (0:12.44)	0:26.27 [11] (0:12.79)	0:38.71	-7

Scratched: Ludik (#4), Smart Bint (#12), Good Day Mae (#15), Benfica Lass (#16), Twopointfour (#17)

[] Ranking at each section and finish
 -:-:-:- No data available at this section
 NA No data available

SCN Saddle cloth number
 DNF Did not finish
 DNT Did not track



Toowoomba QLD Professional
Race 5: BNW AUTOMOTIVE Maiden Plate - 1300m
28 December 2024 - 19:51



Track Rating: Good 3, Weather: Hot, Rail Position: True

Section				200m		Last 600m	
Field Times				0:11.92 (0:11.92)		0:36.76	
Rank	TAB	Horse/Jockey	Barrier	Top Speed [km/h]	Fastest Section	Margin	Distance Travelled [m]
1	7	SWITCHBLADE Nathan Fazackerley	10	67.1 1200m	0:08.57 Overall	0:11.92 [1] (0:11.92)	1:19.81 0:36.25
2	11	GIDDAY GIDDAY Anthony Allen	5	65.9 1200m	0:08.49 Overall	0:12.37 [3] (0:12.37)	3.3L 0:36.75 -4
3	3	FREYA'S MAGIC Darren Evans	8	67.0 1200m	0:08.86 Overall	0:12.90 [2] (0:12.90)	6.1L 0:37.54 -2
3	13	NOBLE VALOUR Georgina Cartwright	1	67.4 1200m	0:08.62 Overall	0:12.44 [7] (0:12.44)	6.1L 0:37.00 -5
5	6	SHAKE'N'BAKE Michael Murphy	7	69.7 1200m	0:08.55 Overall	0:12.56 [4] (0:12.56)	6.2L 0:37.63 -11
6	9	SILVER AGENT Jake Molloy	6	67.6 1200m	0:08.57 Overall	0:12.60 [8] (0:12.60)	7.2L 0:37.69 -3
7	5	RUMBLING BOY Jason Taylor	12	68.9 1200m	0:08.61 Overall	0:13.31 [5] (0:13.31)	10.5L 0:38.62 -11
8	8	BESIEGE Les Tilley	4	67.0 1200m	0:08.37 Overall	0:13.18 [9] (0:13.18)	12L 0:38.47 -8
9	14	AMAHLE Amy Graham	11	68.1 1000m	0:08.76 Overall	0:13.54 [6] (0:13.54)	12.2L 0:38.87 -3
10	10	BOLERO Girish Goomany	9	67.5 1200m	0:09.01 Overall	0:12.92 [11] (0:12.92)	12.5L 0:37.87 -12

Scratched: Ludik (#4), Smart Bint (#12), Good Day Mae (#15), Benfica Lass (#16), Twopointfour (#17)

[] Ranking at each section and finish
 -:-:- No data available at this section
 NA No data available

SCN Saddle cloth number
 DNF Did not finish
 DNT Did not track



Toowoomba QLD Professional
Race 5: BNW AUTOMOTIVE Maiden Plate - 1300m
28 December 2024 - 19:51



Track Rating: Good 3, Weather: Hot, Rail Position: True

Section				200m				Last 600m		
Field Times				0:11.92 (0:11.92)				0:36.76		
Rank	TAB	Horse/Jockey	Barrier	Top Speed [km/h]	Fastest Section	Margin			Distance Travelled [m]	
11	2	EMPEROR TEIO	2	66.8	0:08.57	0:13.09 [12]	13.5L		0:38.57	-11
		Ty Wheeler		1200m	Overall	(0:13.09)				
12	1	CACTUS CAN	3	68.6	0:08.87	0:13.48 [10]	15L		0:38.71	-7
		Karl Zechner		1200m	Overall	(0:13.48)				

Scratched: Ludik (#4), Smart Bint (#12), Good Day Mae (#15), Benfica Lass (#16), Twopointfour (#17)

[] Ranking at each section and finish
 -:-:-:- No data available at this section
 NA No data available

SCN Saddle cloth number
 DNF Did not finish
 DNT Did not track



Horse/Jockey Name	Switchblade
Final Rank	1
Fastest Section Time (Section)	0:08.57 (Overall)
Top Speed [km/h] (Section)	67.1 (1200m)
Race State	Finished



Toowoomba QLD Professional

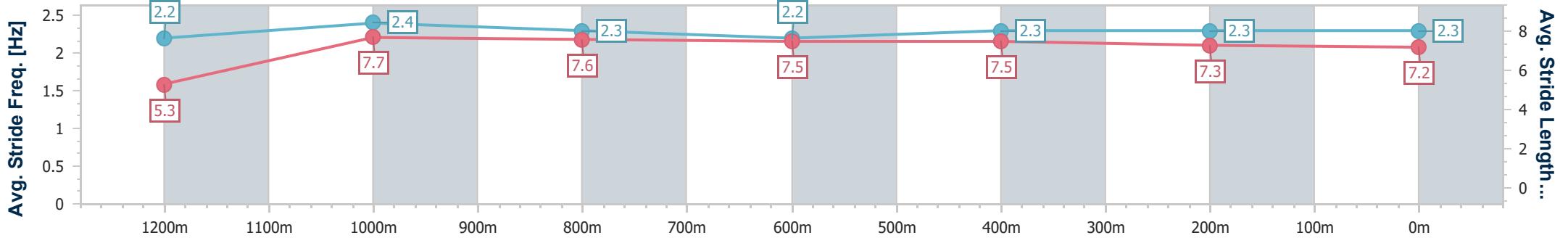
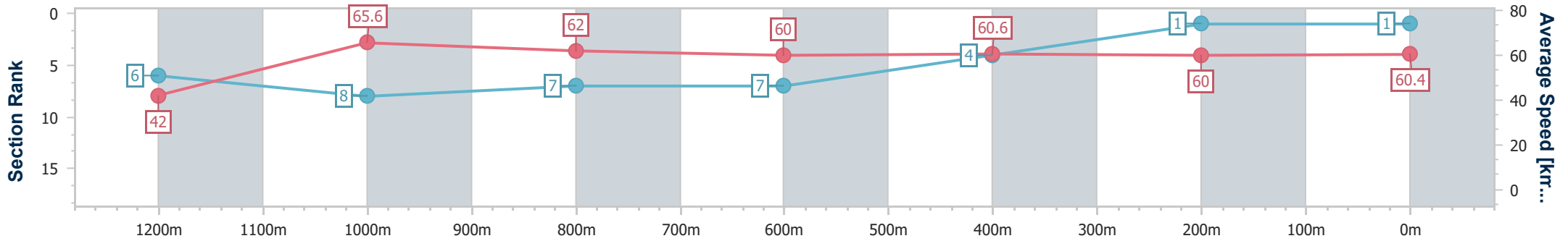
Race 5: BNW AUTOMOTIVE Maiden Plate - 1300m

28 December 2024 - 19:51



Track Rating: Good 3, Weather: Hot, Rail Position: True

Section	Overall	1200m	1000m	800m	600m	400m	200m
Section Times	1:19.81 [1] (0:08.57)	1:11.24 [6] (0:11.05)	1:00.19 [8] (0:11.75)	0:48.44 [7] (0:12.19)	0:36.25 [7] (0:12.12)	0:24.13 [4] (0:12.21)	0:11.92 [1] (0:11.92)
Average Speed [km/h]	42.0	65.6	62.0	60.0	60.6	60.0	60.4
Top Speed [km/h]	62.4	67.1	64.8	60.9	61.8	61.0	61.4
Avg. Dist. to Rail [m]	13.2	7.1	3.7	3.9	4.2	4.1	3.7
Avg. Stride Freq. [Hz]	2.2	2.4	2.3	2.2	2.3	2.3	2.3
Avg. Stride Length [m]	5.3	7.7	7.6	7.5	7.5	7.3	7.2



- [] Ranking at each section and finish
- .-.- No data available at this section
- NA No data available



Horse/Jockey Name	Gidday Gidday
Final Rank	2
Fastest Section Time (Section)	0:08.49 (Overall)
Top Speed [km/h] (Section)	65.9 (1200m)
Race State	Finished



Toowoomba QLD Professional

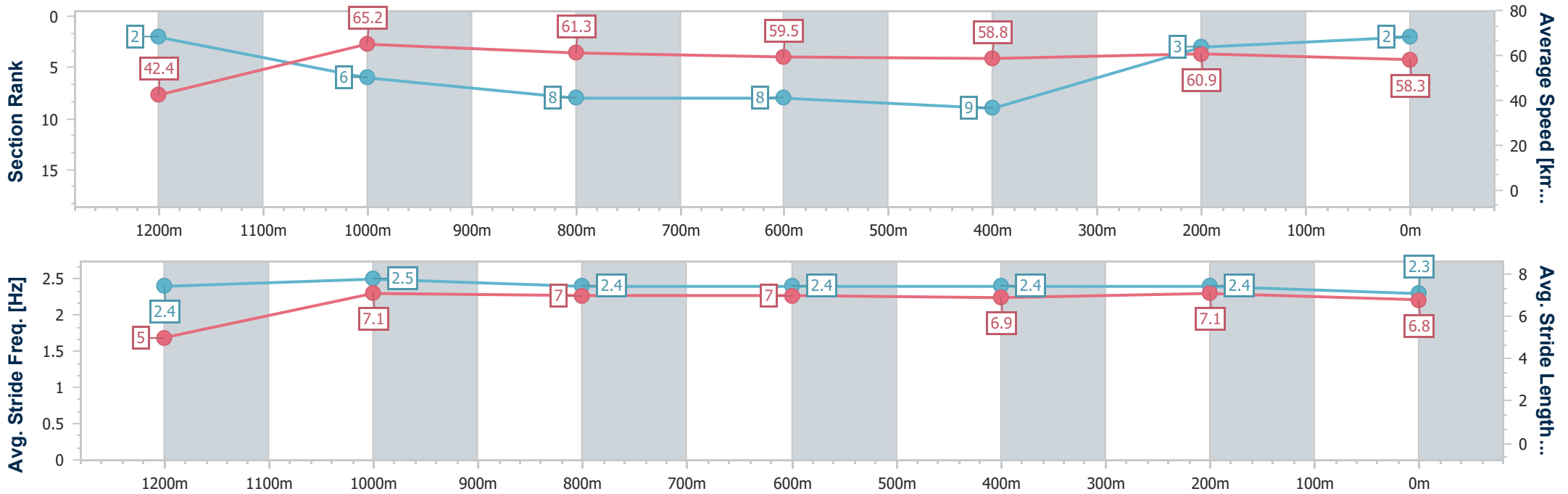
Race 5: BNW AUTOMOTIVE Maiden Plate - 1300m

28 December 2024 - 19:51



Track Rating: Good 3, Weather: Hot, Rail Position: True

Section	Overall	1200m	1000m	800m	600m	400m	200m
Section Times	1:20.39 [2] (0:08.49)	1:11.90 [2] (0:11.11)	1:00.79 [6] (0:11.80)	0:48.99 [8] (0:12.24)	0:36.75 [8] (0:12.38)	0:24.37 [9] (0:12.00)	0:12.37 [3] (0:12.37)
Average Speed [km/h]	42.4	65.2	61.3	59.5	58.8	60.9	58.3
Top Speed [km/h]	62.5	65.9	65.8	61.5	61.1	61.9	60.7
Avg. Dist. to Rail [m]	6.6	2.3	2.5	3.0	2.5	4.7	4.3
Avg. Stride Freq. [Hz]	2.4	2.5	2.4	2.4	2.4	2.4	2.3
Avg. Stride Length [m]	5.0	7.1	7.0	7.0	6.9	7.1	6.8



- [] Ranking at each section and finish
- .-.- No data available at this section
- NA No data available



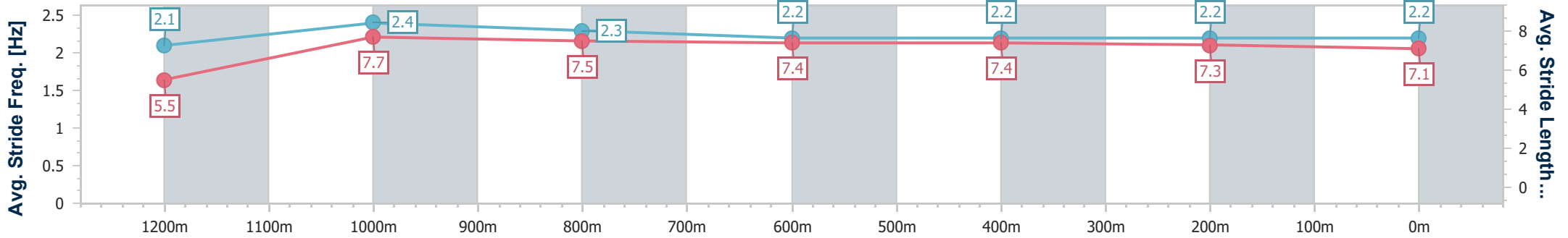
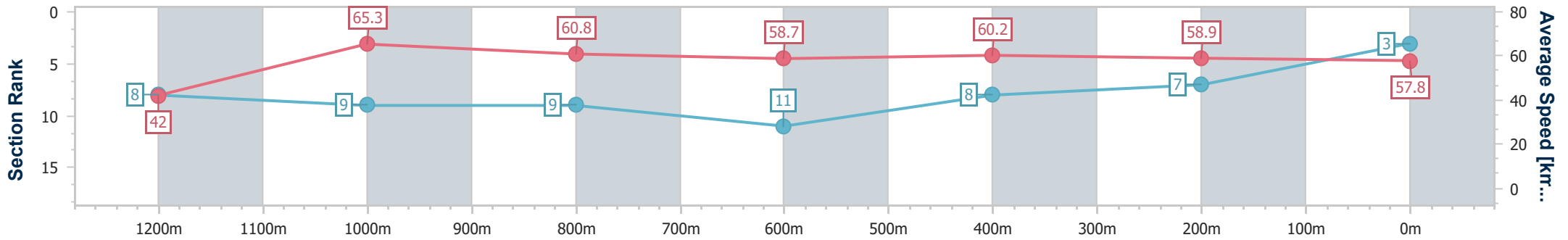
Horse/Jockey Name	Noble Valour
Final Rank	3
Fastest Section Time (Section)	0:08.62 (Overall)
Top Speed [km/h] (Section)	67.4 (1200m)
Race State	Finished



Toowoomba QLD Professional
 Race 5: BNW AUTOMOTIVE Maiden Plate - 1300m
 28 December 2024 - 19:51
 Track Rating: Good 3, Weather: Hot, Rail Position: True



Section	Overall	1200m	1000m	800m	600m	400m	200m
Section Times	1:20.89 [3] (0:08.62)	1:12.27 [8] (0:11.03)	1:01.24 [9] (0:11.84)	0:49.40 [9] (0:12.40)	0:37.00 [11] (0:12.11)	0:24.89 [8] (0:12.45)	0:12.44 [7]
Average Speed [km/h]	42.0	65.3	60.8	58.7	60.2	58.9	57.8
Top Speed [km/h]	63.1	67.4	66.4	61.4	61.3	60.3	58.9
Avg. Dist. to Rail [m]	2.7	1.4	0.9	2.1	3.0	5.4	7.1
Avg. Stride Freq. [Hz]	2.1	2.4	2.3	2.2	2.2	2.2	2.2
Avg. Stride Length [m]	5.5	7.7	7.5	7.4	7.4	7.3	7.1



- [] Ranking at each section and finish
- .-.- No data available at this section
- NA No data available



Horse/Jockey Name	Freya's Magic
Final Rank	3
Fastest Section Time (Section)	0:08.86 (Overall)
Top Speed [km/h] (Section)	67.0 (1200m)
Race State	Finished



Toowoomba QLD Professional

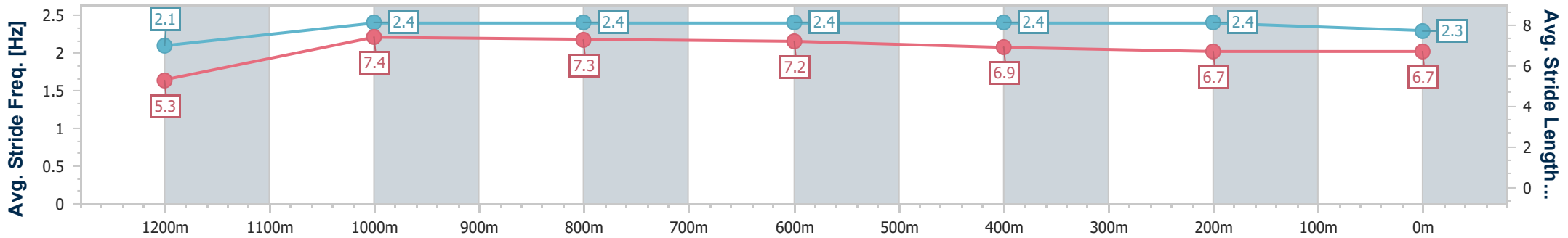
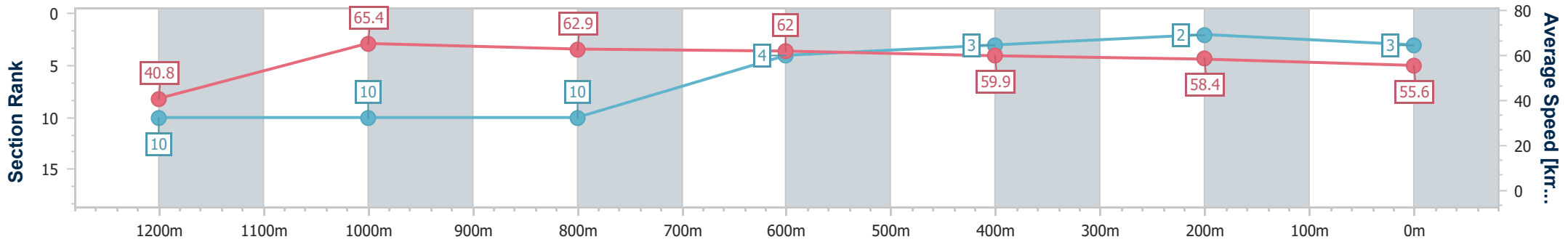
Race 5: BNW AUTOMOTIVE Maiden Plate - 1300m

28 December 2024 - 19:51



Track Rating: Good 3, Weather: Hot, Rail Position: True

Section	Overall	1200m	1000m	800m	600m	400m	200m
Section Times	1:20.89 [3] (0:08.86)	1:12.03 [10] (0:11.03)	1:01.00 [10] (0:11.66)	0:49.34 [10] (0:11.80)	0:37.54 [4] (0:12.20)	0:25.34 [3] (0:12.44)	0:12.90 [2] (0:12.90)
Average Speed [km/h]	40.8	65.4	62.9	62.0	59.9	58.4	55.6
Top Speed [km/h]	62.0	67.0	65.2	63.7	61.6	60.0	57.6
Avg. Dist. to Rail [m]	12.0	7.2	5.2	4.4	3.0	2.0	1.6
Avg. Stride Freq. [Hz]	2.1	2.4	2.4	2.4	2.4	2.4	2.3
Avg. Stride Length [m]	5.3	7.4	7.3	7.2	6.9	6.7	6.7



- [] Ranking at each section and finish
- .-.- No data available at this section
- NA No data available



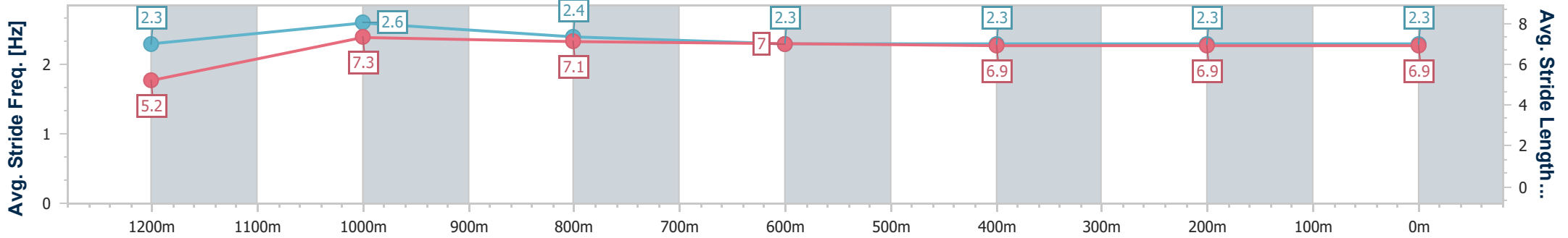
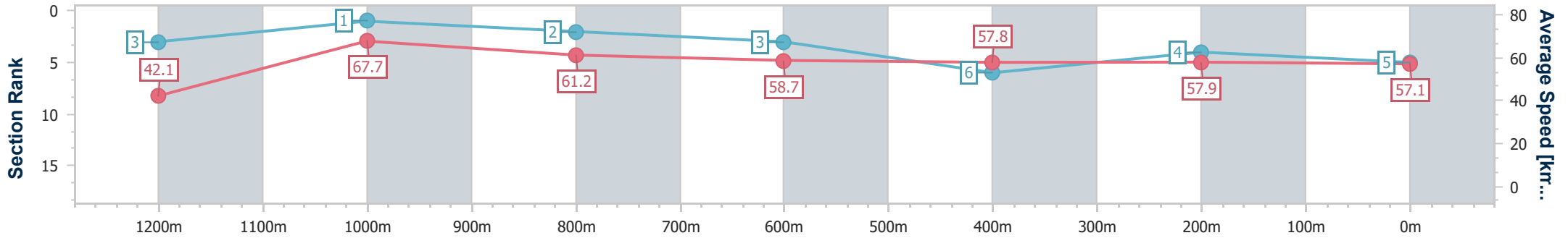
Horse/Jockey Name	Shake'n'bake
Final Rank	5
Fastest Section Time (Section)	0:08.55 (Overall)
Top Speed [km/h] (Section)	69.7 (1200m)
Race State	Finished



Toowoomba QLD Professional
 Race 5: BNW AUTOMOTIVE Maiden Plate - 1300m
 28 December 2024 - 19:51
 Track Rating: Good 3, Weather: Hot, Rail Position: True



Section	Overall	1200m	1000m	800m	600m	400m	200m
Section Times	1:20.90 [5] (0:08.55)	1:12.35 [3] (0:10.63)	1:01.72 [1] (0:11.83)	0:49.89 [2] (0:12.26)	0:37.63 [3] (0:12.55)	0:25.08 [6] (0:12.52)	0:12.56 [4] (0:12.56)
Average Speed [km/h]	42.1	67.7	61.2	58.7	57.8	57.9	57.1
Top Speed [km/h]	63.5	69.7	67.3	60.1	59.8	58.8	58.2
Avg. Dist. to Rail [m]	8.5	3.8	0.5	1.0	1.6	0.5	0.5
Avg. Stride Freq. [Hz]	2.3	2.6	2.4	2.3	2.3	2.3	2.3
Avg. Stride Length [m]	5.2	7.3	7.1	7.0	6.9	6.9	6.9



- [] Ranking at each section and finish
- .-.- No data available at this section
- NA No data available



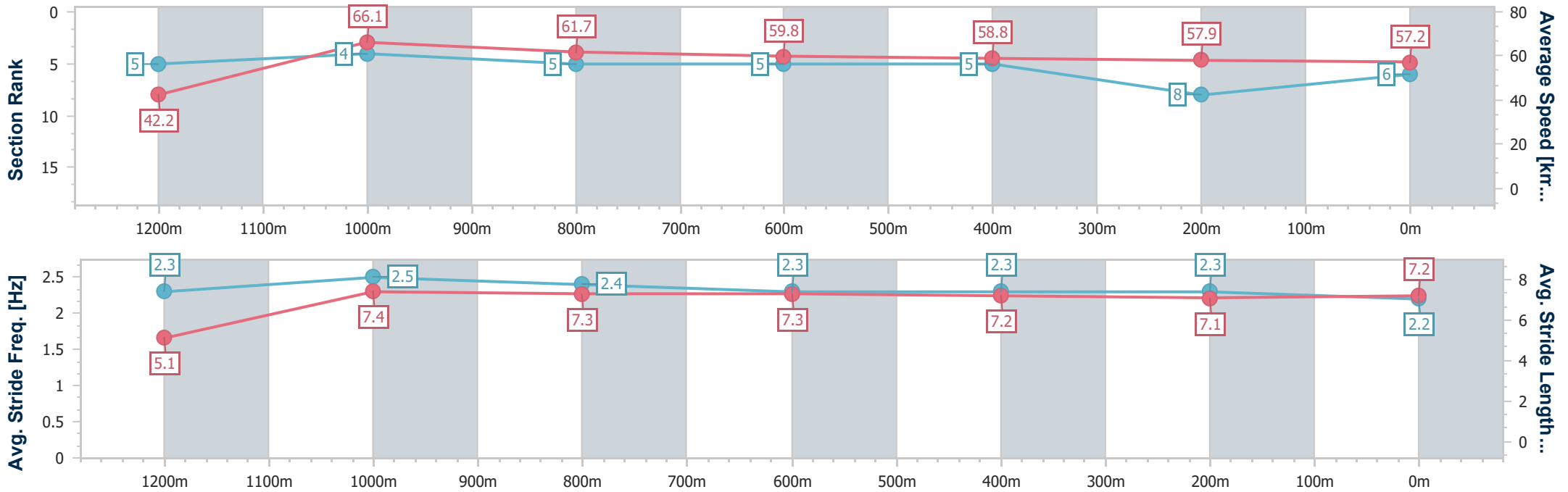
Horse/Jockey Name	Silver Agent
Final Rank	6
Fastest Section Time (Section)	0:08.57 (Overall)
Top Speed [km/h] (Section)	67.6 (1200m)
Race State	Finished



Toowoomba QLD Professional
 Race 5: BNW AUTOMOTIVE Maiden Plate - 1300m
 28 December 2024 - 19:51
 Track Rating: Good 3, Weather: Hot, Rail Position: True



Section	Overall	1200m	1000m	800m	600m	400m	200m
Section Times	1:21.08 [6] (0:08.57)	1:12.51 [5] (0:10.89)	1:01.62 [4] (0:11.73)	0:49.89 [5] (0:12.20)	0:37.69 [5] (0:12.41)	0:25.28 [5] (0:12.68)	0:12.60 [8] (0:12.60)
Average Speed [km/h]	42.2	66.1	61.7	59.8	58.8	57.9	57.2
Top Speed [km/h]	63.2	67.6	65.7	60.6	60.0	59.5	57.8
Avg. Dist. to Rail [m]	3.2	0.8	1.5	3.0	3.1	5.0	5.2
Avg. Stride Freq. [Hz]	2.3	2.5	2.4	2.3	2.3	2.3	2.2
Avg. Stride Length [m]	5.1	7.4	7.3	7.3	7.2	7.1	7.2



- [] Ranking at each section and finish
- .-.- No data available at this section
- NA No data available



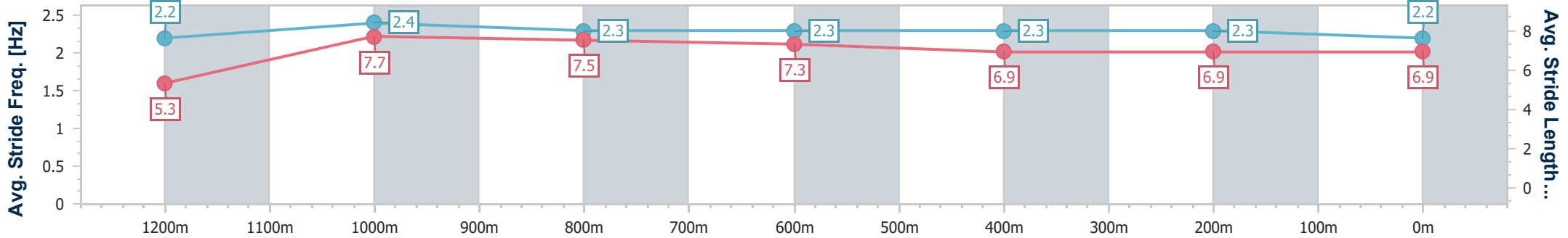
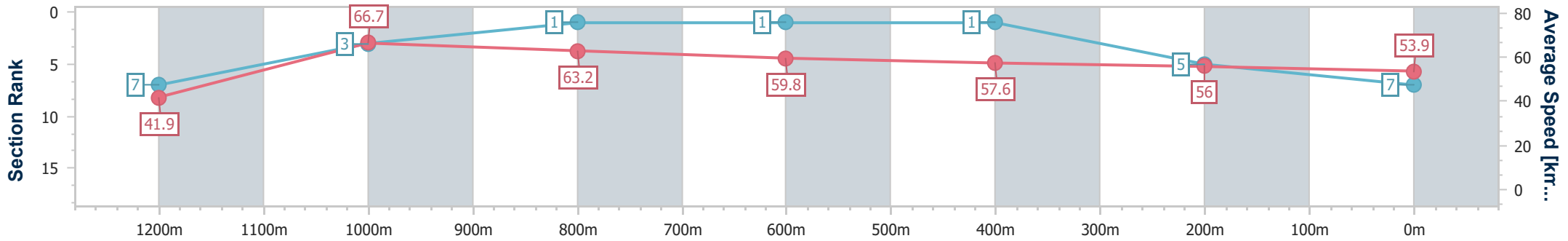
Horse/Jockey Name	Rumbling Boy
Final Rank	7
Fastest Section Time (Section)	0:08.61 (Overall)
Top Speed [km/h] (Section)	68.9 (1200m)
Race State	Finished



Toowoomba QLD Professional
 Race 5: BNW AUTOMOTIVE Maiden Plate - 1300m
 28 December 2024 - 19:51
 Track Rating: Good 3, Weather: Hot, Rail Position: True



Section	Overall	1200m	1000m	800m	600m	400m	200m
Section Times	1:21.67 [7] (0:08.61)	1:13.06 [7] (0:10.81)	1:02.25 [3] (0:11.56)	0:50.69 [1] (0:12.07)	0:38.62 [1] (0:12.46)	0:26.16 [1] (0:12.85)	0:13.31 [5]
Average Speed [km/h]	41.9	66.7	63.2	59.8	57.6	56.0	53.9
Top Speed [km/h]	65.2	68.9	66.6	61.9	59.5	56.9	55.4
Avg. Dist. to Rail [m]	13.7	9.2	4.7	0.9	0.6	0.4	0.6
Avg. Stride Freq. [Hz]	2.2	2.4	2.3	2.3	2.3	2.3	2.2
Avg. Stride Length [m]	5.3	7.7	7.5	7.3	6.9	6.9	6.9



- [] Ranking at each section and finish
- .-.- No data available at this section
- NA No data available



Horse/Jockey Name	Besiege
Final Rank	8
Fastest Section Time (Section)	0:08.37 (Overall)
Top Speed [km/h] (Section)	67.0 (1200m)
Race State	Finished



Toowoomba QLD Professional

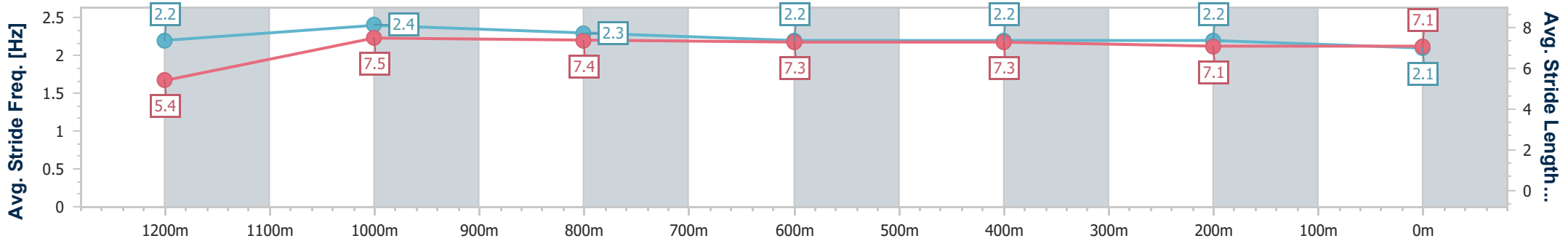
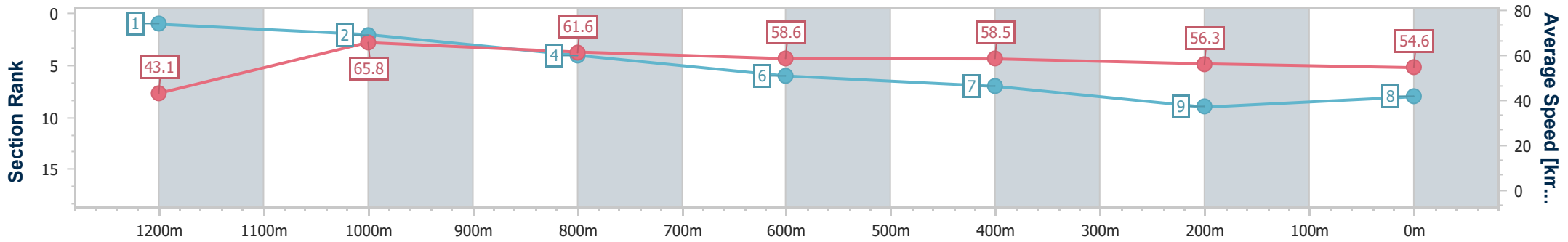
Race 5: BNW AUTOMOTIVE Maiden Plate - 1300m

28 December 2024 - 19:51

Track Rating: Good 3, Weather: Hot, Rail Position: True



Section	Overall	1200m	1000m	800m	600m	400m	200m
Section Times	1:21.93 [8] (0:08.37)	1:13.56 [1] (0:10.99)	1:02.57 [2] (0:11.76)	0:50.81 [4] (0:12.34)	0:38.47 [6] (0:12.40)	0:26.07 [7] (0:12.89)	0:13.18 [9] (0:13.18)
Average Speed [km/h]	43.1	65.8	61.6	58.6	58.5	56.3	54.6
Top Speed [km/h]	64.1	67.0	65.0	59.8	59.8	58.3	55.3
Avg. Dist. to Rail [m]	5.6	2.8	2.4	1.6	1.5	1.6	3.1
Avg. Stride Freq. [Hz]	2.2	2.4	2.3	2.2	2.2	2.2	2.1
Avg. Stride Length [m]	5.4	7.5	7.4	7.3	7.3	7.1	7.1



- [] Ranking at each section and finish
- .-.- No data available at this section
- NA No data available



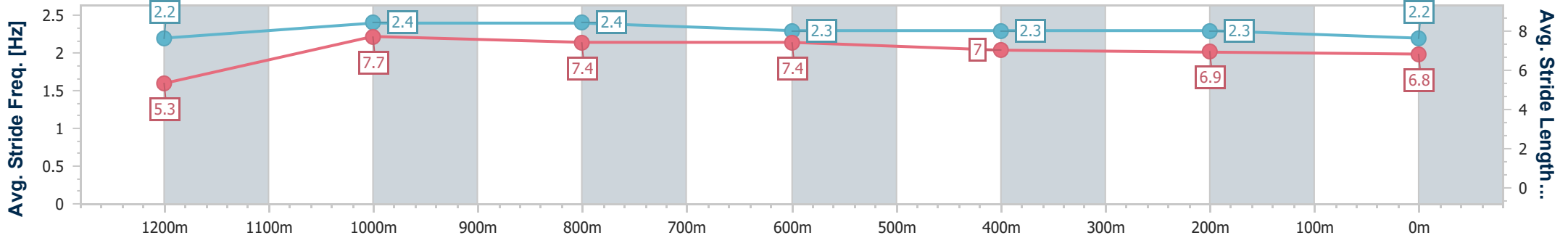
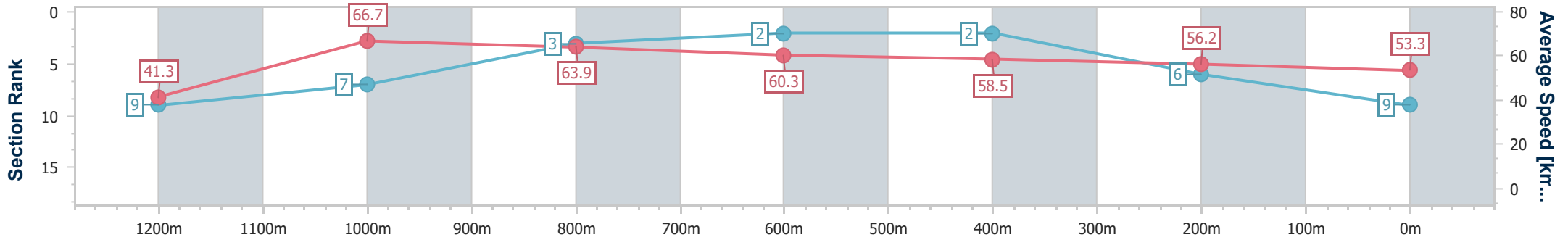
Horse/Jockey Name	Amahle
Final Rank	9
Fastest Section Time (Section)	0:08.76 (Overall)
Top Speed [km/h] (Section)	68.1 (1000m)
Race State	Finished



Toowoomba QLD Professional
 Race 5: BNW AUTOMOTIVE Maiden Plate - 1300m
 28 December 2024 - 19:51
 Track Rating: Good 3, Weather: Hot, Rail Position: True



Section	Overall	1200m	1000m	800m	600m	400m	200m
Section Times	1:21.97 [9] (0:08.76)	1:13.21 [9] (0:10.85)	1:02.36 [7] (0:11.40)	0:50.96 [3] (0:12.09)	0:38.87 [2] (0:12.44)	0:26.43 [2] (0:12.89)	0:13.54 [6] (0:13.54)
Average Speed [km/h]	41.3	66.7	63.9	60.3	58.5	56.2	53.3
Top Speed [km/h]	63.0	67.7	68.1	62.8	60.3	58.4	54.3
Avg. Dist. to Rail [m]	9.8	5.7	4.4	3.4	2.6	1.5	1.9
Avg. Stride Freq. [Hz]	2.2	2.4	2.4	2.3	2.3	2.3	2.2
Avg. Stride Length [m]	5.3	7.7	7.4	7.4	7.0	6.9	6.8



- [] Ranking at each section and finish
- .-.- No data available at this section
- NA No data available



Horse/Jockey Name	Bolero
Final Rank	10
Fastest Section Time (Section)	0:09.01 (Overall)
Top Speed [km/h] (Section)	67.5 (1200m)
Race State	Finished



Toowoomba QLD Professional

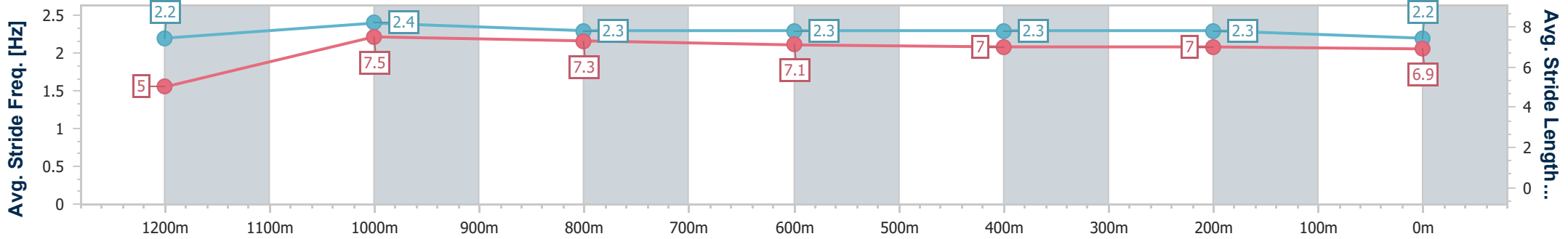
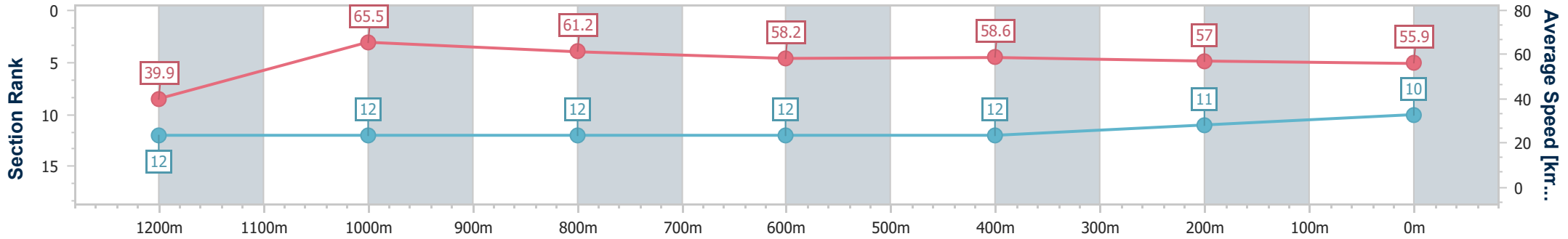
Race 5: BNW AUTOMOTIVE Maiden Plate - 1300m

28 December 2024 - 19:51



Track Rating: Good 3, Weather: Hot, Rail Position: True

Section	Overall	1200m	1000m	800m	600m	400m	200m
Section Times	1:22.04 [10] (0:09.01)	1:13.03 [12] (0:10.98)	1:02.05 [12] (0:11.83)	0:50.22 [12] (0:12.35)	0:37.87 [12] (0:12.34)	0:25.53 [12] (0:12.61)	0:12.92 [11] (0:12.92)
Average Speed [km/h]	39.9	65.5	61.2	58.2	58.6	57.0	55.9
Top Speed [km/h]	62.1	67.5	64.1	60.0	60.0	58.0	56.6
Avg. Dist. to Rail [m]	6.3	1.0	0.5	0.6	0.3	1.1	5.2
Avg. Stride Freq. [Hz]	2.2	2.4	2.3	2.3	2.3	2.3	2.2
Avg. Stride Length [m]	5.0	7.5	7.3	7.1	7.0	7.0	6.9



- [] Ranking at each section and finish
- .-.- No data available at this section
- NA No data available



Horse/Jockey Name	Emperor Teio
Final Rank	11
Fastest Section Time (Section)	0:08.57 (Overall)
Top Speed [km/h] (Section)	66.8 (1200m)
Race State	Finished



Toowoomba QLD Professional

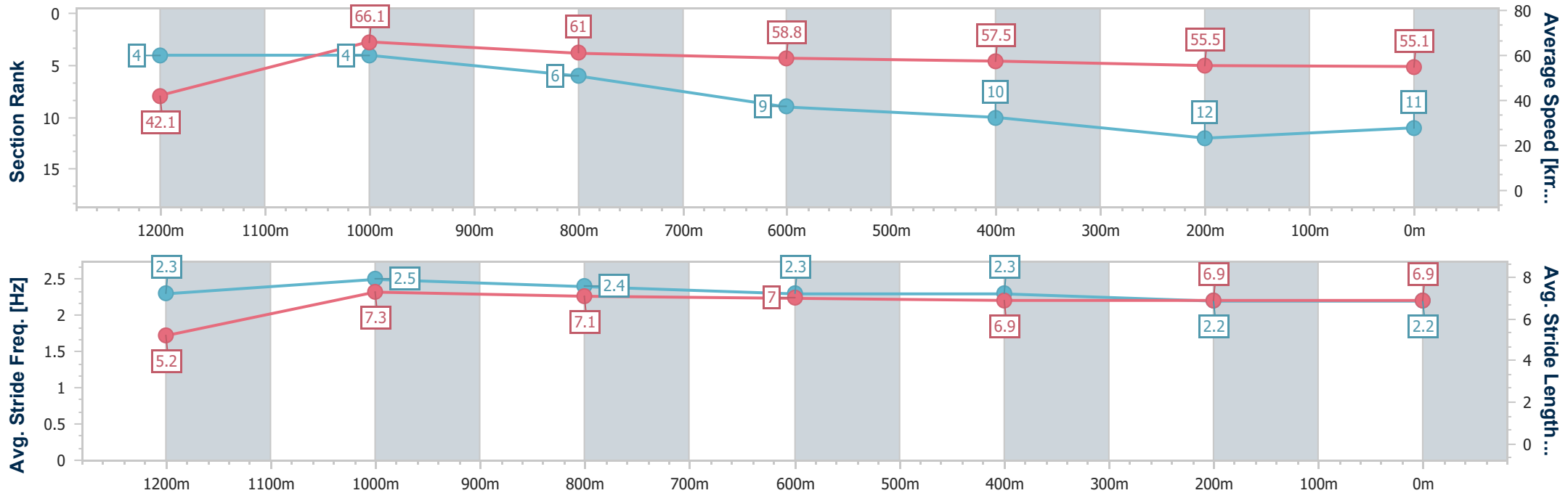
Race 5: BNW AUTOMOTIVE Maiden Plate - 1300m

28 December 2024 - 19:51



Track Rating: Good 3, Weather: Hot, Rail Position: True

Section	Overall	1200m	1000m	800m	600m	400m	200m
Section Times	1:22.25 [11] (0:08.57)	1:13.68 [4] (0:10.89)	1:02.79 [4] (0:11.89)	0:50.90 [6] (0:12.33)	0:38.57 [9] (0:12.55)	0:26.02 [10] (0:12.93)	0:13.09 [12] (0:13.09)
Average Speed [km/h]	42.1	66.1	61.0	58.8	57.5	55.5	55.1
Top Speed [km/h]	66.0	66.8	65.3	60.4	59.4	57.5	56.0
Avg. Dist. to Rail [m]	3.6	1.3	1.4	1.5	0.4	0.6	0.7
Avg. Stride Freq. [Hz]	2.3	2.5	2.4	2.3	2.3	2.2	2.2
Avg. Stride Length [m]	5.2	7.3	7.1	7.0	6.9	6.9	6.9



- [] Ranking at each section and finish
- .-.- No data available at this section
- NA No data available



Horse/Jockey Name	Cactus Can
Final Rank	12
Fastest Section Time (Section)	0:08.87 (Overall)
Top Speed [km/h] (Section)	68.6 (1200m)
Race State	Finished



Toowoomba QLD Professional

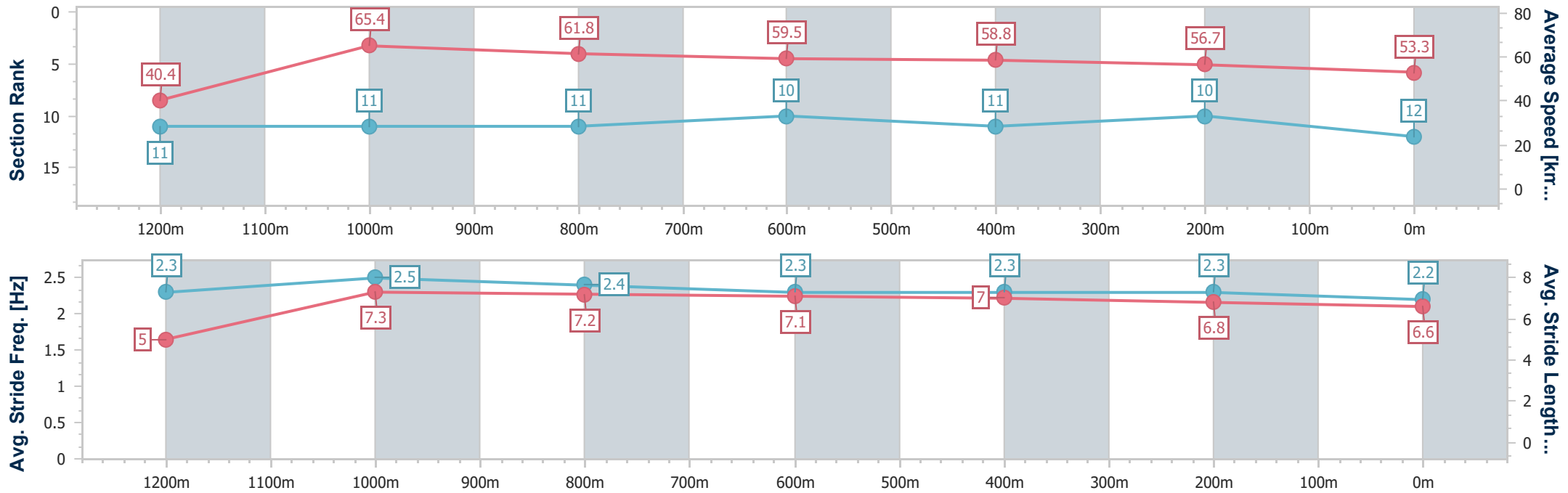
Race 5: BNW AUTOMOTIVE Maiden Plate - 1300m

28 December 2024 - 19:51

Track Rating: Good 3, Weather: Hot, Rail Position: True



Section	Overall	1200m	1000m	800m	600m	400m	200m
Section Times	1:22.54 [12] (0:08.87)	1:13.67 [11] (0:11.05)	1:02.62 [11] (0:11.73)	0:50.89 [11] (0:12.18)	0:38.71 [10] (0:12.44)	0:26.27 [11] (0:12.79)	0:13.48 [10] (0:13.48)
Average Speed [km/h]	40.4	65.4	61.8	59.5	58.8	56.7	53.3
Top Speed [km/h]	64.0	68.6	65.8	60.9	60.7	58.9	54.7
Avg. Dist. to Rail [m]	4.8	2.7	2.0	2.6	3.2	1.3	2.0
Avg. Stride Freq. [Hz]	2.3	2.5	2.4	2.3	2.3	2.3	2.2
Avg. Stride Length [m]	5.0	7.3	7.2	7.1	7.0	6.8	6.6



- [] Ranking at each section and finish
- .-.- No data available at this section
- NA No data available



Toowoomba QLD Professional
Race 6: GERRY BROWN'S SHELVING & STORAGE BENCHMARK 58
Handicap - 1890m
28 December 2024 - 20:32



Track Rating: Good 3, Weather: Hot, Rail Position: True

Section		Overall	1600m	1400m	1200m	1000m	800m	600m	Last 600m				
Field Times		2:01.23 (0:21.85)	1:39.38 (0:11.75)	1:27.63 (0:12.42)	1:15.21 (0:13.08)	1:02.13 (0:13.01)	0:49.12 (0:12.36)	0:36.76 (0:12.11)	0:36.76	0:36.76			
Rank	TAB Horse/Jockey	Barrier	Top Speed [km/h]	Fastest Section									Distance Travelled [m]
1	5 BILPA MOREA Madeleine Wishart	5	67.3 1600m	0:11.15 1600m	2:01.23 [1] (0:23.13)	1:38.10 [7] (0:11.15)	1:26.95 [4] (0:12.34)	1:14.61 [3] (0:13.08)	1:01.53 [4] (0:13.02)	0:48.51 [4] (0:12.27)	0:36.24 [4] (0:12.02)	0:36.24	
2	8 MADALSA Les Tilley	1	62.4 1600m	0:11.75 1600m	2:01.30 [2] (0:21.85)	1:39.45 [1] (0:11.75)	1:27.70 [1] (0:12.42)	1:15.28 [1] (0:13.08)	1:02.20 [1] (0:13.01)	0:49.19 [1] (0:12.36)	0:36.83 [1] (0:12.11)	0:36.83	-15
3	3 ONOMATOPOEIA Olivia Kendal	4	62.1 600m	0:11.86 1600m	2:01.45 [3] (0:22.29)	1:39.16 [3] (0:11.86)	1:27.30 [3] (0:12.48)	1:14.82 [4] (0:13.01)	1:01.81 [3] (0:12.95)	0:48.86 [3] (0:12.24)	0:36.62 [3] (0:12.12)	0:36.62	-8
4	9 FORUM ONE Karl Zechner	3	62.7 1600m	0:11.64 1600m	2:01.52 [4] (0:23.04)	1:38.48 [6] (0:11.64)	1:26.84 [7] (0:12.39)	1:14.45 [7] (0:13.11)	1:01.34 [7] (0:12.92)	0:48.42 [7] (0:11.95)	0:36.47 [5] (0:12.18)	0:36.47	+0
5	4 LUPINE Michael Murphy	7	62.8 Overall	0:11.76 1600m	2:01.96 [5] (0:22.02)	1:39.94 [2] (0:11.76)	1:28.18 [2] (0:12.49)	1:15.69 [2] (0:13.01)	1:02.68 [2] (0:13.00)	0:49.68 [2] (0:12.39)	0:37.29 [2] (0:12.27)	0:37.29	-2
6	10 SUPER FAIR Darren Evans	6	63.1 1600m	0:11.75 1600m	2:02.41 [6] (0:22.54)	1:39.87 [4] (0:11.75)	1:28.12 [5] (0:12.36)	1:15.76 [5] (0:13.23)	1:02.53 [5] (0:13.17)	0:49.36 [6] (0:12.50)	0:36.86 [7] (0:12.04)	0:36.86	-5
7	2 SILVER GODDESS Chelsea Baker	2	63.1 1600m	0:11.71 1600m	2:02.44 [7] (0:22.85)	1:39.59 [5] (0:11.71)	1:27.88 [6] (0:12.28)	1:15.60 [6] (0:13.10)	1:02.50 [6] (0:12.97)	0:49.53 [5] (0:12.19)	0:37.34 [6] (0:12.17)	0:37.34	-6

Scratched: Vancity (#6), Lumiere (#7), Visual Element (#1)

[] Ranking at each section and finish
 -:-:- No data available at this section
 NA No data available

SCN Saddle cloth number
 DNF Did not finish
 DNT Did not track



Toowoomba QLD Professional
Race 6: GERRY BROWN'S SHELVING & STORAGE BENCHMARK 58
Handicap - 1890m
28 December 2024 - 20:32



Track Rating: Good 3, Weather: Hot, Rail Position: True

Section				400m	200m			Last 600m			
Field Times				0:24.65 (0:12.17)	0:12.48 (0:12.48)			0:36.76			
Rank	TAB	Horse/Jockey	Barrier	Top Speed [km/h]	Fastest Section	Margin				Distance Travelled [m]	
1	5	BILPA MOREA Madeleine Wishart	5	67.3 1600m	0:11.15 1600m	0:24.22 [4] (0:12.03)	0:12.19 [2] (0:12.19)	2:01.23		0:36.24	
2	8	MADALSA Les Tilley	1	62.4 1600m	0:11.75 1600m	0:24.72 [1] (0:12.17)	0:12.55 [1] (0:12.55)	0.3L		0:36.83	-15
3	3	ONOMATOPOEIA Olivia Kendal	4	62.1 600m	0:11.86 1600m	0:24.50 [3] (0:12.13)	0:12.37 [3] (0:12.37)	1.1L		0:36.62	-8
4	9	FORUM ONE Karl Zechner	3	62.7 1600m	0:11.64 1600m	0:24.29 [5] (0:12.06)	0:12.23 [5] (0:12.23)	1.5L		0:36.47	+0
5	4	LUPINE Michael Murphy	7	62.8 Overall	0:11.76 1600m	0:25.02 [2] (0:12.33)	0:12.69 [4] (0:12.69)	4L		0:37.29	-2
6	10	SUPER FAIR Darren Evans	6	63.1 1600m	0:11.75 1600m	0:24.82 [7] (0:12.25)	0:12.57 [7] (0:12.57)	6.5L		0:36.86	-5
7	2	SILVER GODDESS Chelsea Baker	2	63.1 1600m	0:11.71 1600m	0:25.17 [6] (0:12.35)	0:12.82 [6] (0:12.82)	6.7L		0:37.34	-6

Scratched: Vancity (#6), Lumiere (#7), Visual Element (#1)

[] Ranking at each section and finish
 -:-:-:- No data available at this section
 NA No data available

SCN Saddle cloth number
 DNF Did not finish
 DNT Did not track



Horse/Jockey Name	Bilpa Morea
Final Rank	1
Fastest Section Time (Section)	0:11.15 (1600m)
Top Speed [km/h] (Section)	67.3 (1600m)
Race State	Finished



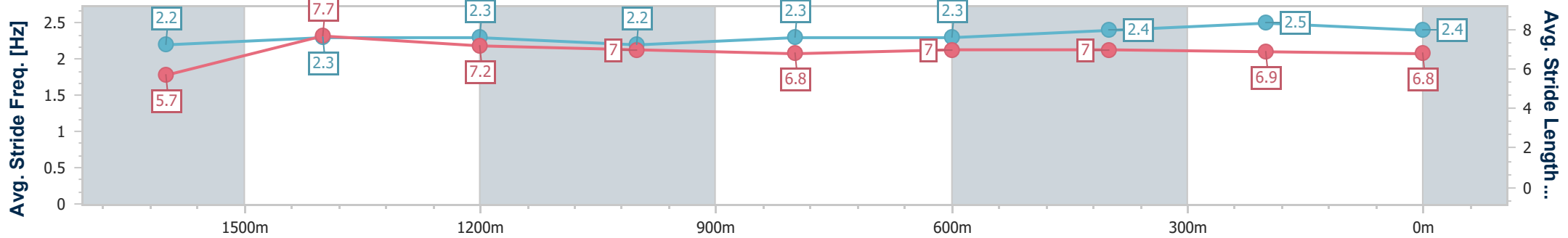
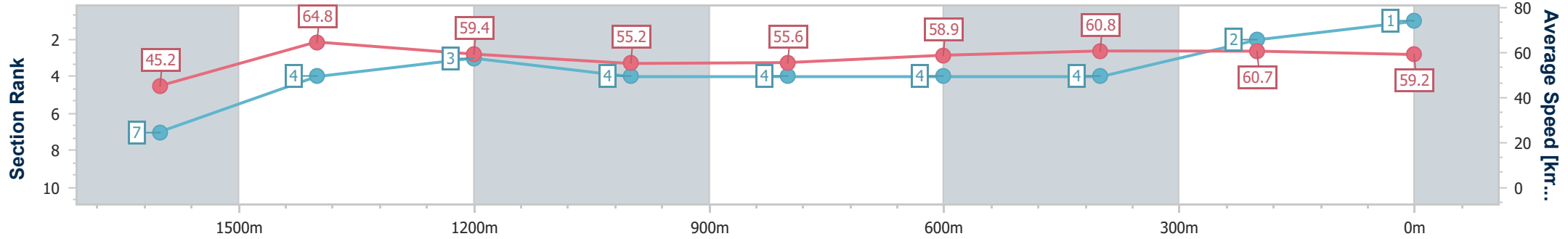
Toowoomba QLD Professional
Race 6: GERRY BROWN'S SHELVING & STORAGE
BENCHMARK 58 Handicap - 1890m



28 December 2024 - 20:32

Track Rating: Good 3, Weather: Hot, Rail Position: True

Section	Overall	1600m	1400m	1200m	1000m	800m	600m	400m	200m			
Section Times	2:01.23 [1] (0:23.13)	1:38.10 [7] (0:11.15)	1:26.95 [4] (0:12.34)	1:14.61 [3] (0:13.08)	1:01.53 [4] (0:13.02)	0:48.51 [4] (0:12.27)	0:36.24 [4] (0:12.02)	0:24.22 [4] (0:12.03)	0:12.19 [2] (0:12.19)			
Average Speed [km/h]	45.2	64.8	59.4	55.2	55.6	58.9	60.8	60.7	59.2			
Top Speed [km/h]	61.1	67.3	63.8	56.2	57.1	61.3	61.8	61.5	60.2			
Avg. Dist. to Rail [m]	5.4	1.4	2.9	2.8	1.4	1.7	2.9	3.5	0.5			
Avg. Stride Freq. [Hz]	2.2	2.3	2.3	2.2	2.3	2.3	2.4	2.5	2.4			
Avg. Stride Length [m]	5.7	7.7	7.2	7.0	6.8	7.0	7.0	6.9	6.8			



- [] Ranking at each section and finish
- .-.- No data available at this section
- NA No data available



Horse/Jockey Name	Madalsa
Final Rank	2
Fastest Section Time (Section)	0:11.75 (1600m)
Top Speed [km/h] (Section)	62.4 (1600m)
Race State	Finished



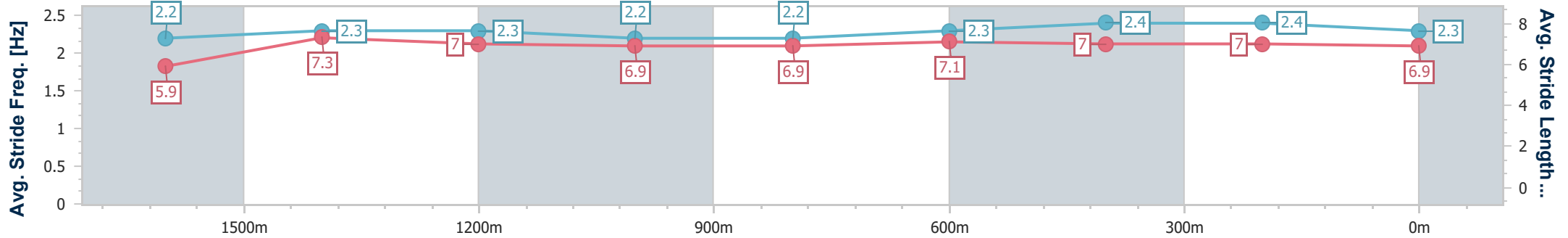
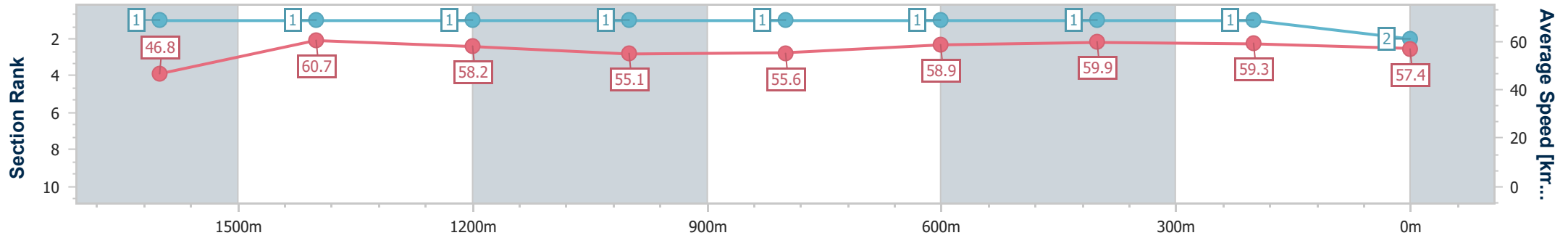
Toowoomba QLD Professional
 Race 6: GERRY BROWN'S SHELVING & STORAGE
 BENCHMARK 58 Handicap - 1890m



28 December 2024 - 20:32

Track Rating: Good 3, Weather: Hot, Rail Position: True

Section	Overall	1600m	1400m	1200m	1000m	800m	600m	400m	200m
Section Times	2:01.30 [2] (0:21.85)	1:39.45 [1] (0:11.75)	1:27.70 [1] (0:12.42)	1:15.28 [1] (0:13.08)	1:02.20 [1] (0:13.01)	0:49.19 [1] (0:12.36)	0:36.83 [1] (0:12.11)	0:24.72 [1] (0:12.17)	0:12.55 [1] (0:12.55)
Average Speed [km/h]	46.8	60.7	58.2	55.1	55.6	58.9	59.9	59.3	57.4
Top Speed [km/h]	61.9	62.4	61.6	56.5	56.7	60.3	60.6	60.5	58.6
Avg. Dist. to Rail [m]	10.1	1.7	1.2	2.6	0.8	2.5	1.9	0.9	2.2
Avg. Stride Freq. [Hz]	2.2	2.3	2.3	2.2	2.2	2.3	2.4	2.4	2.3
Avg. Stride Length [m]	5.9	7.3	7.0	6.9	6.9	7.1	7.0	7.0	6.9



- [] Ranking at each section and finish
- .-.- No data available at this section
- NA No data available



Horse/Jockey Name	Onomatopoeia
Final Rank	3
Fastest Section Time (Section)	0:11.86 (1600m)
Top Speed [km/h] (Section)	62.1 (600m)
Race State	Finished



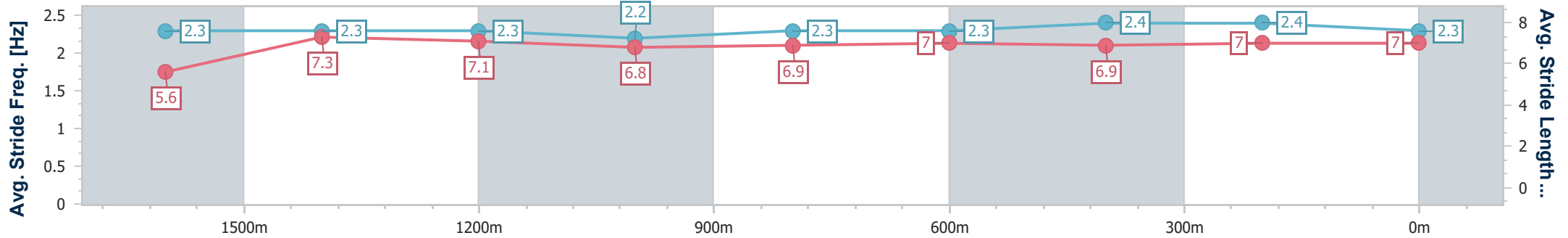
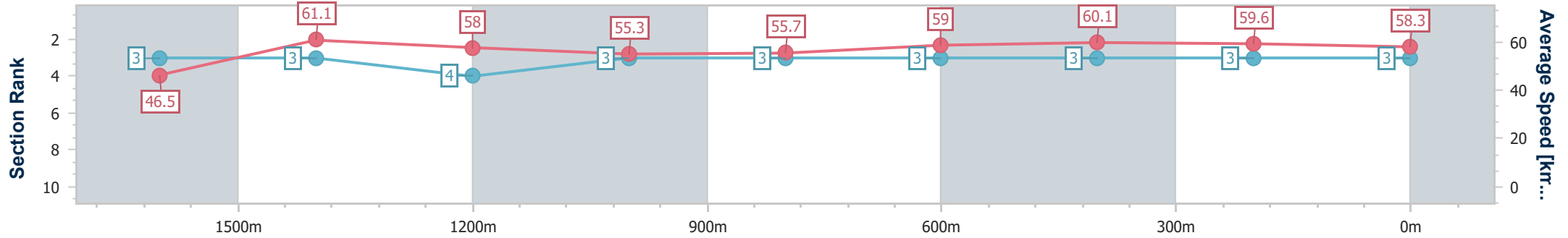
Toowoomba QLD Professional
 Race 6: GERRY BROWN'S SHELVING & STORAGE
 BENCHMARK 58 Handicap - 1890m



28 December 2024 - 20:32

Track Rating: Good 3, Weather: Hot, Rail Position: True

Section	Overall	1600m	1400m	1200m	1000m	800m	600m	400m	200m			
Section Times	2:01.45 [3] (0:22.29)	1:39.16 [3] (0:11.86)	1:27.30 [3] (0:12.48)	1:14.82 [4] (0:13.01)	1:01.81 [3] (0:12.95)	0:48.86 [3] (0:12.24)	0:36.62 [3] (0:12.12)	0:24.50 [3] (0:12.13)	0:12.37 [3] (0:12.37)			
Average Speed [km/h]	46.5	61.1	58.0	55.3	55.7	59.0	60.1	59.6	58.3			
Top Speed [km/h]	61.5	61.5	60.7	56.7	56.5	61.0	62.1	60.5	59.5			
Avg. Dist. to Rail [m]	6.4	0.8	0.8	1.7	0.4	1.8	2.4	0.7	0.7			
Avg. Stride Freq. [Hz]	2.3	2.3	2.3	2.2	2.3	2.3	2.4	2.4	2.3			
Avg. Stride Length [m]	5.6	7.3	7.1	6.8	6.9	7.0	6.9	7.0	7.0			



- [] Ranking at each section and finish
- .-.- No data available at this section
- NA No data available



Horse/Jockey Name	Forum One
Final Rank	4
Fastest Section Time (Section)	0:11.64 (1600m)
Top Speed [km/h] (Section)	62.7 (1600m)
Race State	Finished



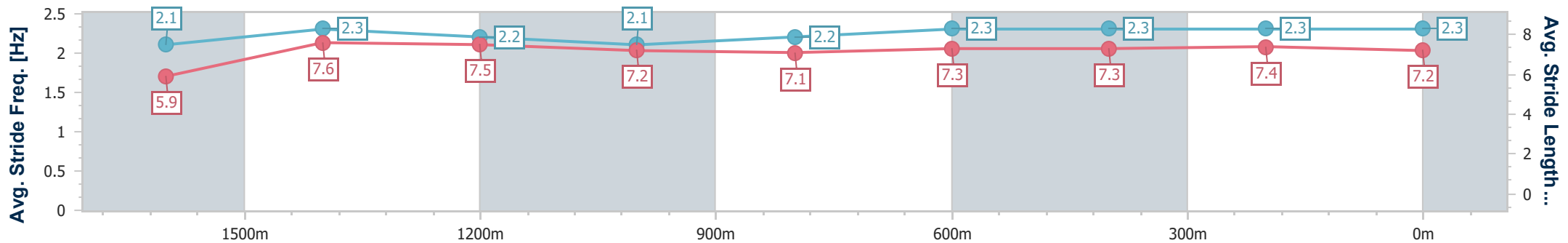
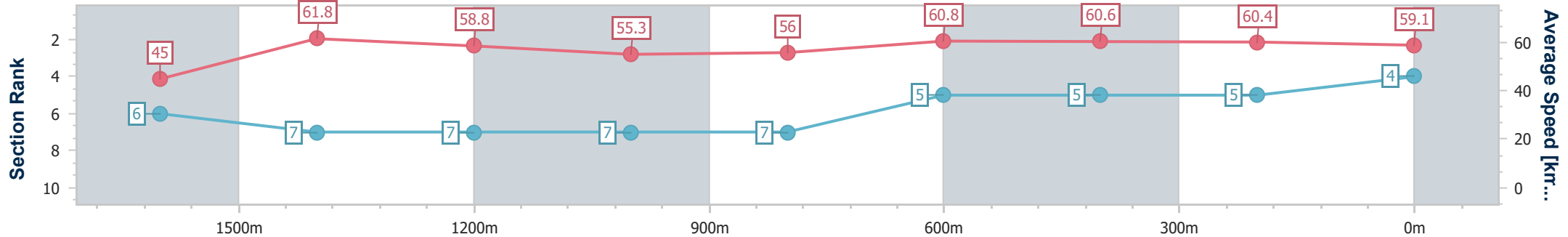
Toowoomba QLD Professional
 Race 6: GERRY BROWN'S SHELVING & STORAGE
 BENCHMARK 58 Handicap - 1890m



28 December 2024 - 20:32

Track Rating: Good 3, Weather: Hot, Rail Position: True

Section	Overall	1600m	1400m	1200m	1000m	800m	600m	400m	200m
Section Times	2:01.52 [4] (0:23.04)	1:38.48 [6] (0:11.64)	1:26.84 [7] (0:12.39)	1:14.45 [7] (0:13.11)	1:01.34 [7] (0:12.92)	0:48.42 [7] (0:11.95)	0:36.47 [5] (0:12.18)	0:24.29 [5] (0:12.06)	0:12.23 [5] (0:12.23)
Average Speed [km/h]	45.0	61.8	58.8	55.3	56.0	60.8	60.6	60.4	59.1
Top Speed [km/h]	62.2	62.7	61.5	56.4	58.8	61.9	61.7	61.5	60.3
Avg. Dist. to Rail [m]	6.9	0.5	2.2	3.3	2.2	3.8	4.6	3.8	4.1
Avg. Stride Freq. [Hz]	2.1	2.3	2.2	2.1	2.2	2.3	2.3	2.3	2.3
Avg. Stride Length [m]	5.9	7.6	7.5	7.2	7.1	7.3	7.3	7.4	7.2



- [] Ranking at each section and finish
- .-.- No data available at this section
- NA No data available



Horse/Jockey Name	Lupine
Final Rank	5
Fastest Section Time (Section)	0:11.76 (1600m)
Top Speed [km/h] (Section)	62.8 (Overall)
Race State	Finished



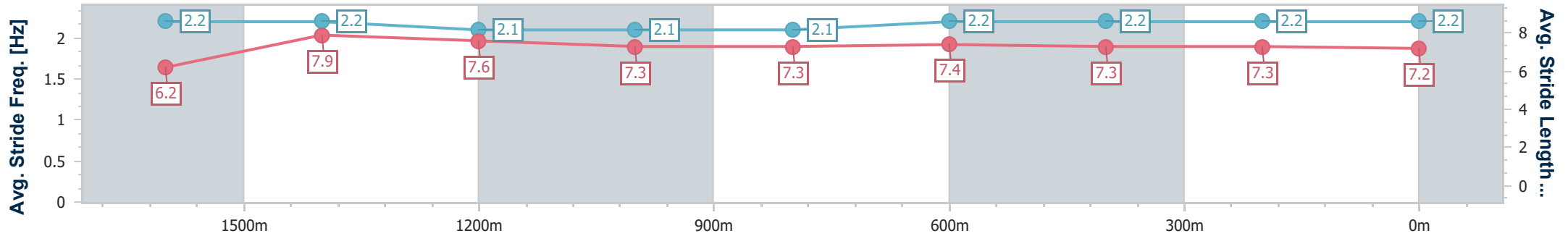
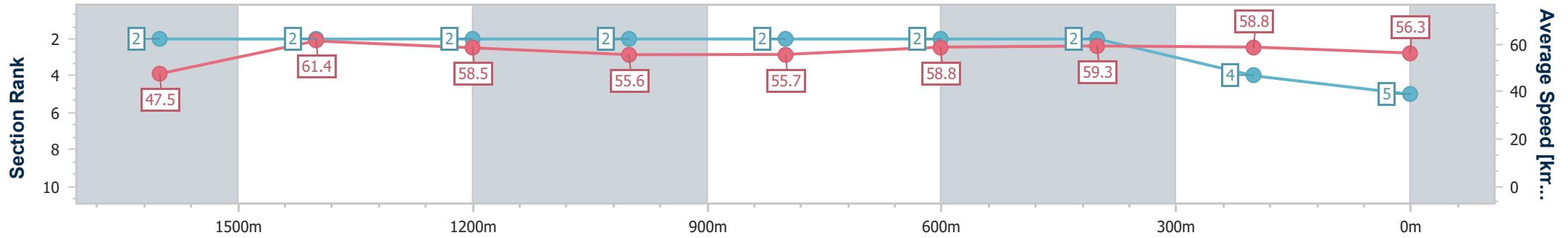
Toowoomba QLD Professional
 Race 6: GERRY BROWN'S SHELVING & STORAGE
 BENCHMARK 58 Handicap - 1890m



28 December 2024 - 20:32

Track Rating: Good 3, Weather: Hot, Rail Position: True

Section	Overall	1600m	1400m	1200m	1000m	800m	600m	400m	200m
Section Times	2:01.96 [5] (0:22.02)	1:39.94 [2] (0:11.76)	1:28.18 [2] (0:12.49)	1:15.69 [2] (0:13.01)	1:02.68 [2] (0:13.00)	0:49.68 [2] (0:12.39)	0:37.29 [2] (0:12.27)	0:25.02 [2] (0:12.33)	0:12.69 [4] (0:12.69)
Average Speed [km/h]	47.5	61.4	58.5	55.6	55.7	58.8	59.3	58.8	56.3
Top Speed [km/h]	62.8	62.3	61.3	56.6	57.9	59.6	60.5	59.2	58.5
Avg. Dist. to Rail [m]	7.2	0.9	2.6	2.7	2.0	2.8	2.7	1.2	0.3
Avg. Stride Freq. [Hz]	2.2	2.2	2.1	2.1	2.1	2.2	2.2	2.2	2.2
Avg. Stride Length [m]	6.2	7.9	7.6	7.3	7.3	7.4	7.3	7.3	7.2



- [] Ranking at each section and finish
- .-.- No data available at this section
- NA No data available



Horse/Jockey Name	Super Fair
Final Rank	6
Fastest Section Time (Section)	0:11.75 (1600m)
Top Speed [km/h] (Section)	63.1 (1600m)
Race State	Finished



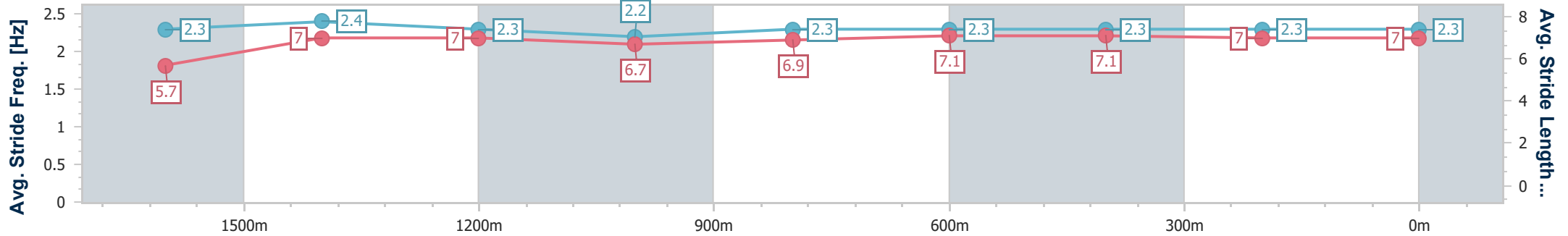
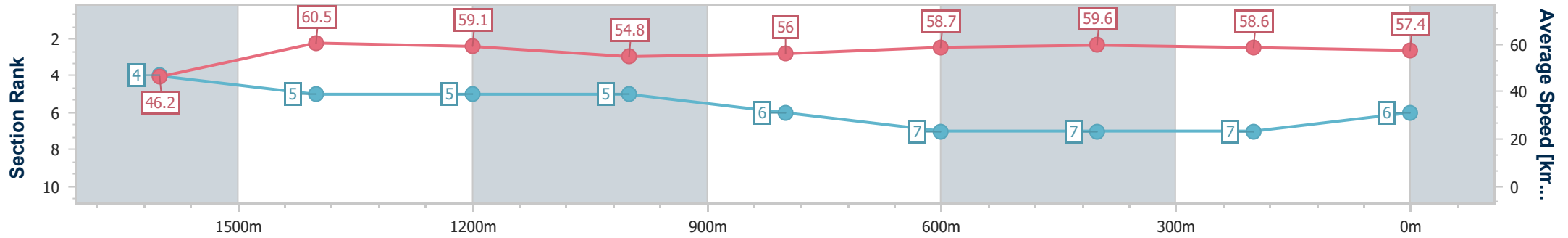
Toowoomba QLD Professional
 Race 6: GERRY BROWN'S SHELVING & STORAGE
 BENCHMARK 58 Handicap - 1890m



28 December 2024 - 20:32

Track Rating: Good 3, Weather: Hot, Rail Position: True

Section	Overall	1600m	1400m	1200m	1000m	800m	600m	400m	200m
Section Times	2:02.41 [6] (0:22.54)	1:39.87 [4] (0:11.75)	1:28.12 [5] (0:12.36)	1:15.76 [5] (0:13.23)	1:02.53 [5] (0:13.17)	0:49.36 [6] (0:12.50)	0:36.86 [7] (0:12.04)	0:24.82 [7] (0:12.25)	0:12.57 [7] (0:12.57)
Average Speed [km/h]	46.2	60.5	59.1	54.8	56.0	58.7	59.6	58.6	57.4
Top Speed [km/h]	60.8	63.1	62.8	57.0	58.0	61.0	61.7	59.7	59.1
Avg. Dist. to Rail [m]	6.8	1.5	2.3	7.7	6.6	4.2	0.9	0.5	0.9
Avg. Stride Freq. [Hz]	2.3	2.4	2.3	2.2	2.3	2.3	2.3	2.3	2.3
Avg. Stride Length [m]	5.7	7.0	7.0	6.7	6.9	7.1	7.1	7.0	7.0



- [] Ranking at each section and finish
- .-.- No data available at this section
- NA No data available



Horse/Jockey Name	Silver Goddess
Final Rank	7
Fastest Section Time (Section)	0:11.71 (1600m)
Top Speed [km/h] (Section)	63.1 (1600m)
Race State	Finished



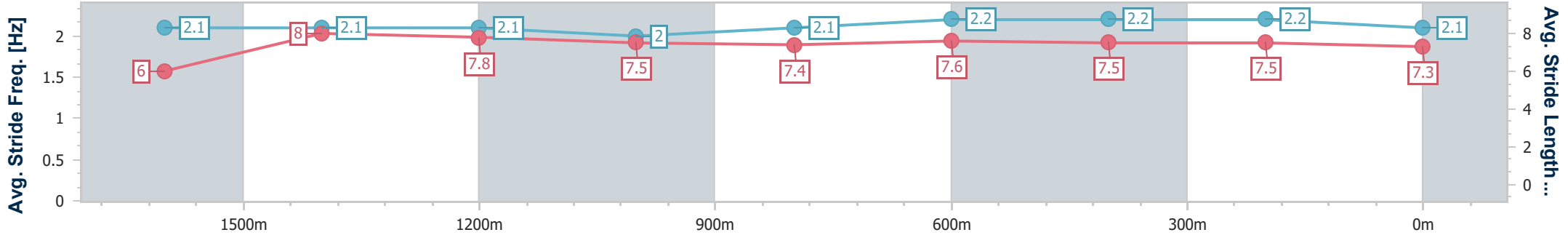
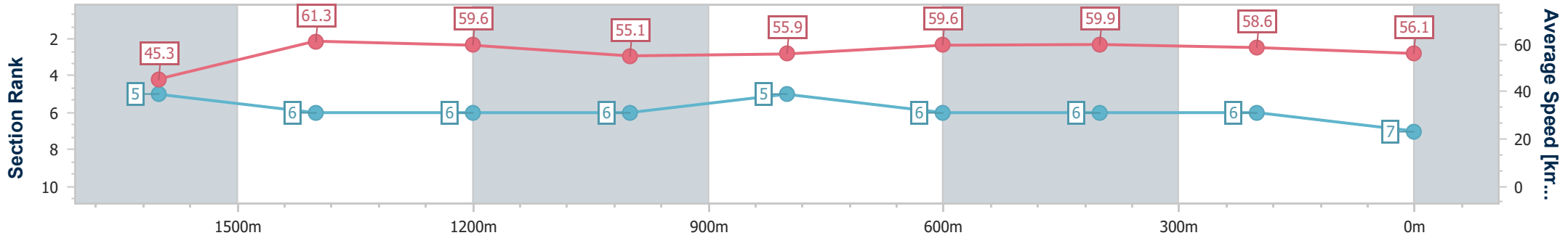
Toowoomba QLD Professional
 Race 6: GERRY BROWN'S SHELVING & STORAGE
 BENCHMARK 58 Handicap - 1890m



28 December 2024 - 20:32

Track Rating: Good 3, Weather: Hot, Rail Position: True

Section	Overall	1600m	1400m	1200m	1000m	800m	600m	400m	200m				
Section Times	2:02.44 [7] (0:22.85)	1:39.59 [5] (0:11.71)	1:27.88 [6] (0:12.28)	1:15.60 [6] (0:13.10)	1:02.50 [6] (0:12.97)	0:49.53 [5] (0:12.19)	0:37.34 [6] (0:12.17)	0:25.17 [6] (0:12.35)	0:12.82 [6] (0:12.82)				
Average Speed [km/h]	45.3	61.3	59.6	55.1	55.9	59.6	59.9	58.6	56.1				
Top Speed [km/h]	60.4	63.1	62.8	55.9	57.3	61.2	61.5	59.7	57.9				
Avg. Dist. to Rail [m]	6.6	0.7	2.7	2.5	1.7	3.0	2.9	0.8	1.3				
Avg. Stride Freq. [Hz]	2.1	2.1	2.1	2.0	2.1	2.2	2.2	2.2	2.1				
Avg. Stride Length [m]	6.0	8.0	7.8	7.5	7.4	7.6	7.5	7.5	7.3				



- [] Ranking at each section and finish
- .-.- No data available at this section
- NA No data available



Toowoomba QLD Professional
Race 7: HARVEY NORMAN COMMERCIAL TOOWOOMBA Maiden
Handicap - 1625m
28 December 2024 - 21:07



Track Rating: Good 3, Weather: Hot, Rail Position: +0m Entire

Section													Overall	1400m	1200m	1000m	800m	600m	400m	Last 600m
Field Times													1:41.85 (0:14.94)	1:26.91 (0:11.17)	1:15.74 (0:12.12)	1:03.62 (0:13.27)	0:50.35 (0:13.32)	0:37.03 (0:12.96)	0:24.07 (0:12.05)	0:37.03
Rank	TAB	Horse/Jockey	Barrier	Top Speed [km/h]	Fastest Section								Distance Travelled [m]							
1	7	DANNY'S BOY Georgina Cartwright	4	67.9	0:11.24	1:41.85 [1]	1:26.68 [5]	1:15.44 [4]	1:03.28 [5]	0:50.08 [5]	0:36.74 [5]	0:24.07 [1]	0:36.74							
				Overall	1400m	(0:15.17)	(0:11.24)	(0:12.16)	(0:13.20)	(0:13.34)	(0:12.67)	(0:12.05)								
2	3	JOHTIALJO Nozi Tomizawa	9	66.3	0:11.37	1:41.92 [2]	1:26.28 [8]	1:14.91 [8]	1:02.75 [8]	0:49.71 [8]	0:36.35 [8]	0:23.81 [7]	0:36.35	-2						
				1400m	1400m	(0:15.64)	(0:11.37)	(0:12.16)	(0:13.04)	(0:13.36)	(0:12.54)	(0:12.06)								
3	6	NAVILLUS HELLFIRE Girish Goomany	6	66.6	0:11.38	1:42.21 [3]	1:26.96 [6]	1:15.58 [7]	1:03.43 [6]	0:50.25 [6]	0:36.92 [6]	0:24.26 [4]	0:36.92	+1						
				Overall	1400m	(0:15.25)	(0:11.38)	(0:12.15)	(0:13.18)	(0:13.33)	(0:12.66)	(0:12.09)								
4	4	BONZABELTER Karl Zechner	1	65.7	0:11.39	1:42.52 [4]	1:27.58 [1]	1:16.19 [3]	1:03.95 [4]	0:50.77 [4]	0:37.41 [4]	0:24.45 [5]	0:37.41	-8						
				Overall	1400m	(0:14.94)	(0:11.39)	(0:12.24)	(0:13.18)	(0:13.36)	(0:12.96)	(0:12.39)								
5	2	ALFA DUNDEE Jake Molloy	2	66.8	0:11.31	1:42.61 [5]	1:27.32 [7]	1:16.01 [6]	1:03.74 [7]	0:50.61 [7]	0:37.29 [7]	0:24.39 [8]	0:37.29	-8						
				Overall	1400m	(0:15.29)	(0:11.31)	(0:12.27)	(0:13.13)	(0:13.32)	(0:12.90)	(0:12.38)								
6	5	REEL GRACEFUL Rob Thorburn	8	69.6	0:11.07	1:43.08 [6]	1:28.04 [3]	1:16.97 [1]	1:04.73 [2]	0:51.57 [2]	0:38.26 [1]	0:25.22 [2]	0:38.26	-2						
				1400m	1400m	(0:15.04)	(0:11.07)	(0:12.24)	(0:13.16)	(0:13.31)	(0:13.04)	(0:12.65)								
7	9	TWOPOINTFOUR Madeleine Wishart	5	67.8	0:11.27	1:44.60 [7]	1:29.63 [2]	1:18.36 [2]	1:06.23 [3]	0:53.07 [3]	0:39.64 [2]	0:26.72 [3]	0:39.64	-7						
				1400m	1400m	(0:14.97)	(0:11.27)	(0:12.13)	(0:13.16)	(0:13.43)	(0:12.92)	(0:12.87)								
8	1	ENCLASSIC Nathan Fazackerley	7	69.2	0:11.37	1:47.74 [8]	1:32.59 [4]	1:21.22 [5]	1:09.51 [1]	0:56.24 [1]	0:42.75 [3]	0:29.63 [6]	0:42.75	-6						
				Overall	1400m	(0:15.15)	(0:11.37)	(0:11.71)	(0:13.27)	(0:13.49)	(0:13.12)	(0:13.73)								

Scratched: Gutho (#8)

[] Ranking at each section and finish
 -:-:- No data available at this section
 NA No data available

SCN Saddle cloth number
 DNF Did not finish
 DNT Did not track



Toowoomba QLD Professional
Race 7: HARVEY NORMAN COMMERCIAL TOOWOOMBA Maiden
Handicap - 1625m
28 December 2024 - 21:07



Track Rating: Good 3, Weather: Hot, Rail Position: +0m Entire

Section				200m				Last 600m	
Field Times				0:12.02 (0:12.02)				0:37.03	
Rank	TAB	Horse/Jockey	Barrier	Top Speed [km/h]	Fastest Section	Margin			Distance Travelled [m]
1	7	DANNY'S BOY Georgina Cartwright	4	67.9 Overall	0:11.24 1400m	0:12.02 [1] (0:12.02)	1:41.85		0:36.74
2	3	JOHTIALJO Nozi Tomizawa	9	66.3 1400m	0:11.37 1400m	0:11.75 [3] (0:11.75)	0.4L		0:36.35 -2
3	6	NAVILLUS HELLFIRE Girish Goomany	6	66.6 Overall	0:11.38 1400m	0:12.17 [2] (0:12.17)	1.9L		0:36.92 +1
4	4	BONZABELTER Karl Zechner	1	65.7 Overall	0:11.39 1400m	0:12.06 [4] (0:12.06)	3.7L		0:37.41 -8
5	2	ALFA DUNDEE Jake Molloy	2	66.8 Overall	0:11.31 1400m	0:12.01 [6] (0:12.01)	4.2L		0:37.29 -8
6	5	REEL GRACEFUL Rob Thorburn	8	69.6 1400m	0:11.07 1400m	0:12.57 [5] (0:12.57)	7L		0:38.26 -2
7	9	TWOPOINTFOUR Madeleine Wishart	5	67.8 1400m	0:11.27 1400m	0:13.85 [7] (0:13.85)	15.8L		0:39.64 -7
8	1	ENCLASSIC Nathan Fazackerley	7	69.2 Overall	0:11.37 1400m	0:15.90 [8] (0:15.90)	34.1L		0:42.75 -6

Scratched: Gutho (#8)

[] Ranking at each section and finish
 -:-:- No data available at this section
 NA No data available

SCN Saddle cloth number
 DNF Did not finish
 DNT Did not track



Horse/Jockey Name	Danny's Boy
Final Rank	1
Fastest Section Time (Section)	0:11.24 (1400m)
Top Speed [km/h] (Section)	67.9 (Overall)
Race State	Finished



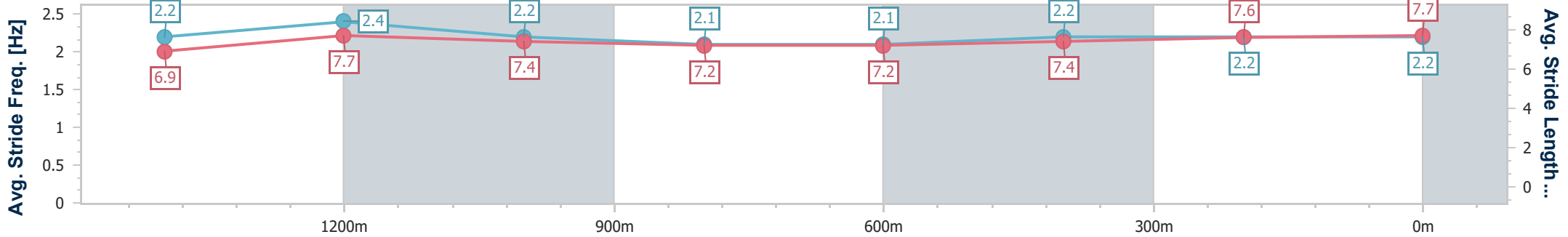
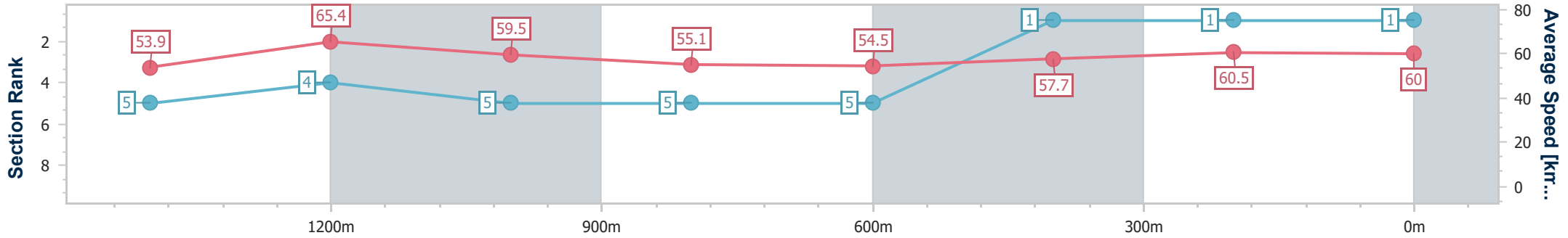
Toowoomba QLD Professional
 Race 7: HARVEY NORMAN COMMERCIAL TOOWOOMBA
 Maiden Handicap - 1625m



28 December 2024 - 21:07

Track Rating: Good 3, Weather: Hot, Rail Position: +0m Entire

Section	Overall	1400m	1200m	1000m	800m	600m	400m	200m
Section Times	1:41.85 [1] (0:15.17)	1:26.68 [5] (0:11.24)	1:15.44 [4] (0:12.16)	1:03.28 [5] (0:13.20)	0:50.08 [5] (0:13.34)	0:36.74 [5] (0:12.67)	0:24.07 [1] (0:12.05)	0:12.02 [1] (0:12.02)
Average Speed [km/h]	53.9	65.4	59.5	55.1	54.5	57.7	60.5	60.0
Top Speed [km/h]	67.9	67.9	63.8	56.7	56.7	59.5	62.3	60.6
Avg. Dist. to Rail [m]	6.7	3.7	4.0	3.1	2.4	3.2	3.3	3.7
Avg. Stride Freq. [Hz]	2.2	2.4	2.2	2.1	2.1	2.2	2.2	2.2
Avg. Stride Length [m]	6.9	7.7	7.4	7.2	7.2	7.4	7.6	7.7



- [] Ranking at each section and finish
- .-.- No data available at this section
- NA No data available



Horse/Jockey Name	Johntialjo
Final Rank	2
Fastest Section Time (Section)	0:11.37 (1400m)
Top Speed [km/h] (Section)	66.3 (1400m)
Race State	Finished

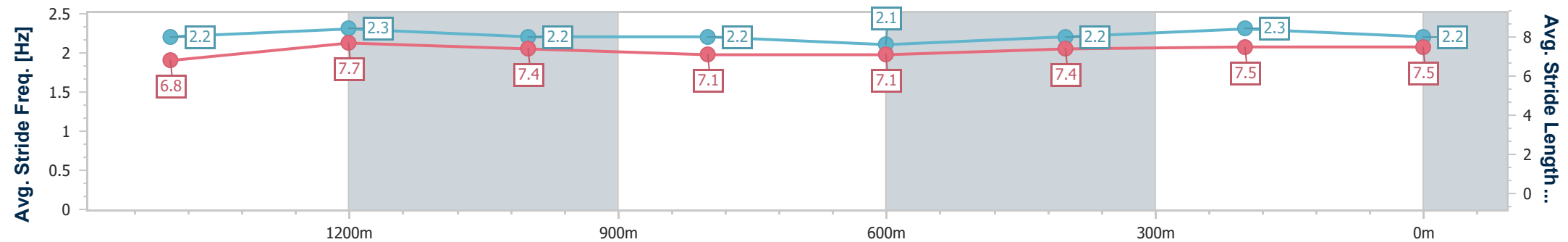
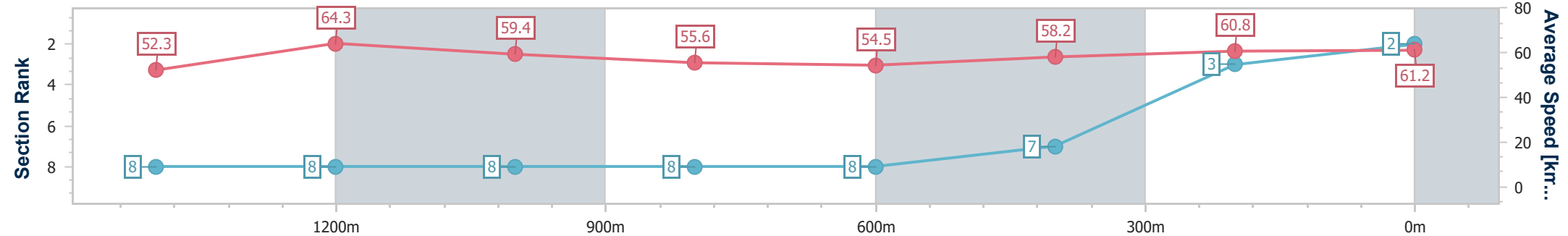


Toowoomba QLD Professional
 Race 7: HARVEY NORMAN COMMERCIAL TOOWOOMBA
 Maiden Handicap - 1625m
 28 December 2024 - 21:07



Track Rating: Good 3, Weather: Hot, Rail Position: +0m Entire

Section	Overall	1400m	1200m	1000m	800m	600m	400m	200m					
Section Times	1:41.92 [2] (0:15.64)	1:26.28 [8] (0:11.37)	1:14.91 [8] (0:12.16)	1:02.75 [8] (0:13.04)	0:49.71 [8] (0:13.36)	0:36.35 [8] (0:12.54)	0:23.81 [7] (0:12.06)	0:11.75 [3] (0:11.75)					
Average Speed [km/h]	52.3	64.3	59.4	55.6	54.5	58.2	60.8	61.2					
Top Speed [km/h]	66.3	66.3	62.9	58.2	58.4	60.6	63.0	62.3					
Avg. Dist. to Rail [m]	8.3	2.8	3.0	2.0	3.0	2.8	5.2	6.1					
Avg. Stride Freq. [Hz]	2.2	2.3	2.2	2.2	2.1	2.2	2.3	2.2					
Avg. Stride Length [m]	6.8	7.7	7.4	7.1	7.1	7.4	7.5	7.5					



- [] Ranking at each section and finish
- .-.- No data available at this section
- NA No data available



Horse/Jockey Name	Navillus Hellfire
Final Rank	3
Fastest Section Time (Section)	0:11.38 (1400m)
Top Speed [km/h] (Section)	66.6 (Overall)
Race State	Finished



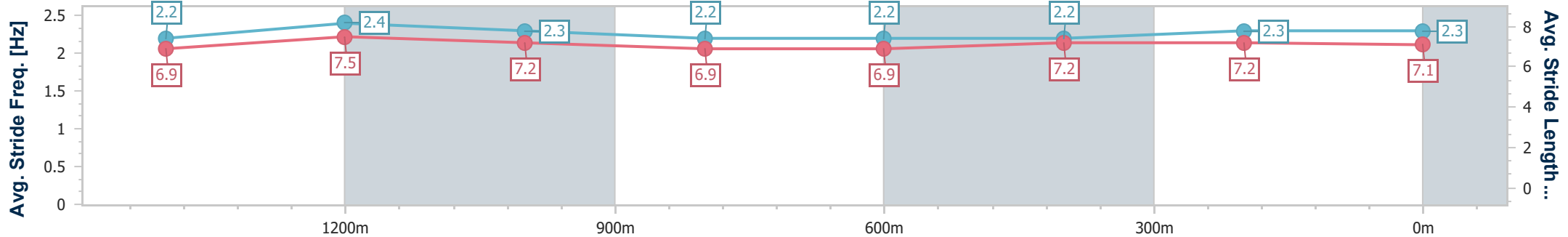
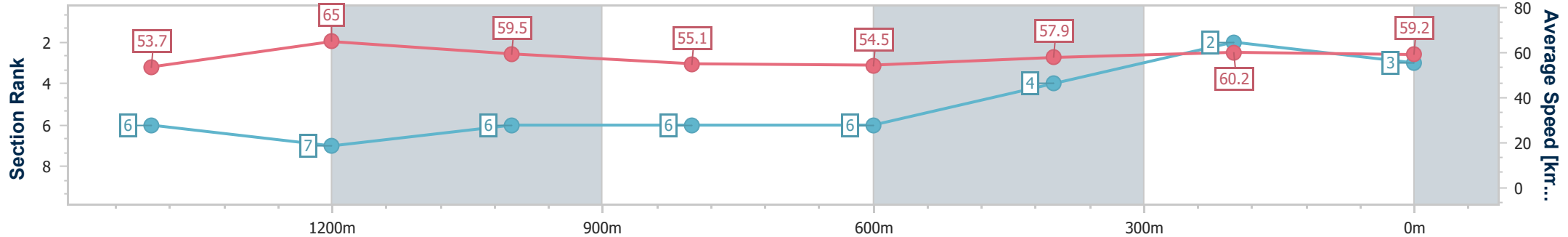
Toowoomba QLD Professional
 Race 7: HARVEY NORMAN COMMERCIAL TOOWOOMBA
 Maiden Handicap - 1625m



28 December 2024 - 21:07

Track Rating: Good 3, Weather: Hot, Rail Position: +0m Entire

Section	Overall	1400m	1200m	1000m	800m	600m	400m	200m
Section Times	1:42.21 [3] (0:15.25)	1:26.96 [6] (0:11.38)	1:15.58 [7] (0:12.15)	1:03.43 [6] (0:13.18)	0:50.25 [6] (0:13.33)	0:36.92 [6] (0:12.66)	0:24.26 [4] (0:12.09)	0:12.17 [2] (0:12.17)
Average Speed [km/h]	53.7	65.0	59.5	55.1	54.5	57.9	60.2	59.2
Top Speed [km/h]	66.6	66.4	62.6	57.6	56.9	59.7	61.5	60.3
Avg. Dist. to Rail [m]	9.1	4.7	2.9	1.7	3.2	3.5	3.8	5.2
Avg. Stride Freq. [Hz]	2.2	2.4	2.3	2.2	2.2	2.2	2.3	2.3
Avg. Stride Length [m]	6.9	7.5	7.2	6.9	6.9	7.2	7.2	7.1



- [] Ranking at each section and finish
- .-.- No data available at this section
- NA No data available



Horse/Jockey Name	Bonzabelter
Final Rank	4
Fastest Section Time (Section)	0:11.39 (1400m)
Top Speed [km/h] (Section)	65.7 (Overall)
Race State	Finished

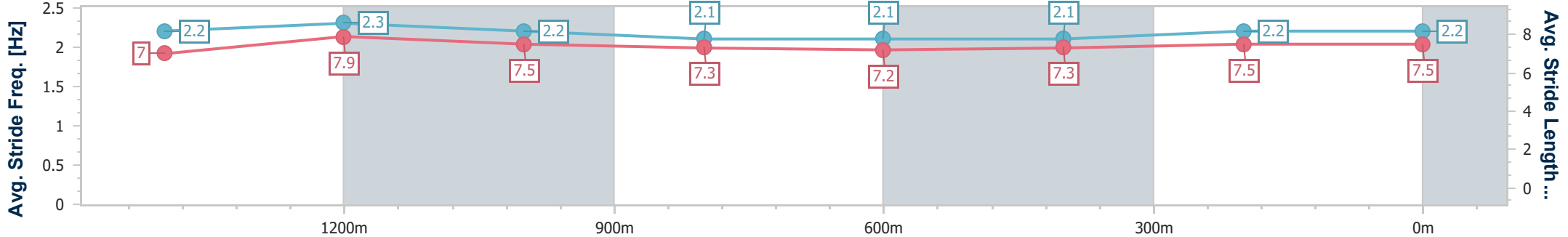
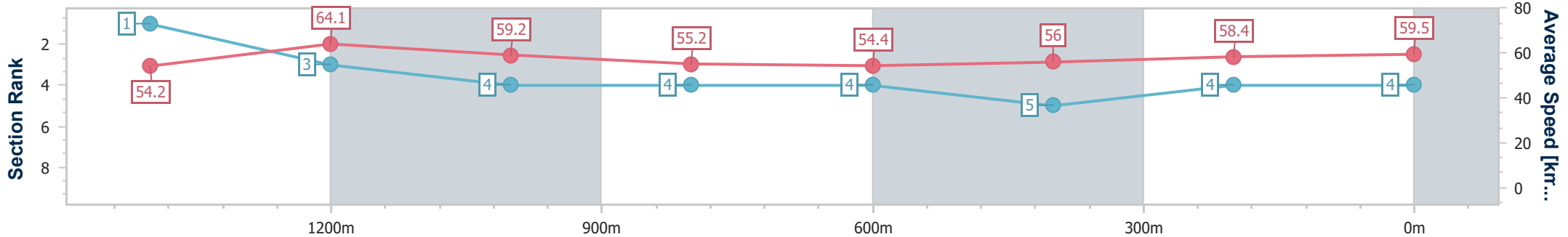


Toowoomba QLD Professional
 Race 7: HARVEY NORMAN COMMERCIAL TOOWOOMBA
 Maiden Handicap - 1625m
 28 December 2024 - 21:07



Track Rating: Good 3, Weather: Hot, Rail Position: +0m Entire

Section	Overall	1400m	1200m	1000m	800m	600m	400m	200m
Section Times	1:42.52 [4] (0:14.94)	1:27.58 [1] (0:11.39)	1:16.19 [3] (0:12.24)	1:03.95 [4] (0:13.18)	0:50.77 [4] (0:13.36)	0:37.41 [4] (0:12.96)	0:24.45 [5] (0:12.39)	0:12.06 [4] (0:12.06)
Average Speed [km/h]	54.2	64.1	59.2	55.2	54.4	56.0	58.4	59.5
Top Speed [km/h]	65.7	65.6	62.3	56.9	56.5	56.7	59.1	60.0
Avg. Dist. to Rail [m]	2.7	2.2	4.1	2.6	2.5	1.5	1.5	2.4
Avg. Stride Freq. [Hz]	2.2	2.3	2.2	2.1	2.1	2.1	2.2	2.2
Avg. Stride Length [m]	7.0	7.9	7.5	7.3	7.2	7.3	7.5	7.5



- [] Ranking at each section and finish
- .-.- No data available at this section
- NA No data available



Horse/Jockey Name	Alfa Dundee
Final Rank	5
Fastest Section Time (Section)	0:11.31 (1400m)
Top Speed [km/h] (Section)	66.8 (Overall)
Race State	Finished



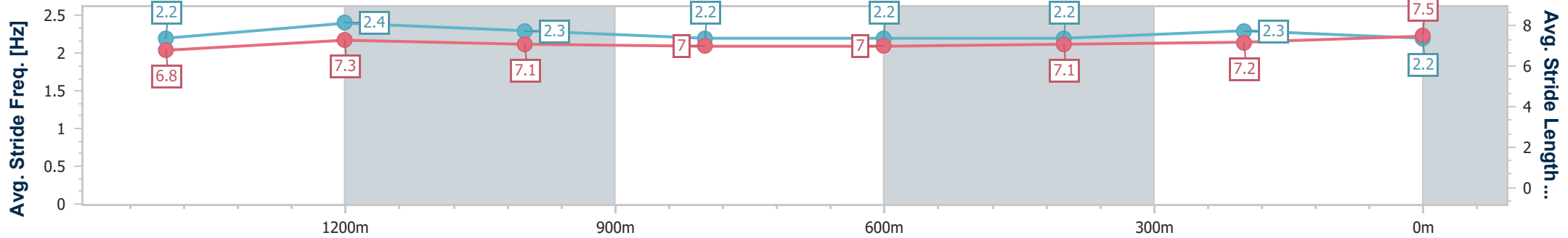
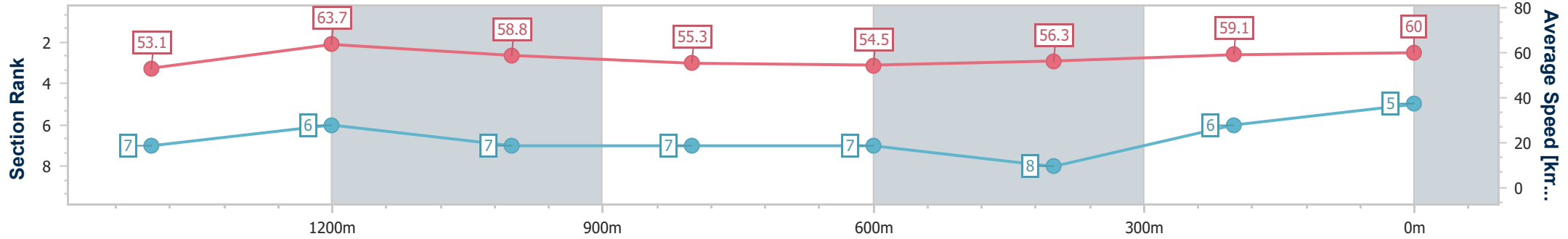
Toowoomba QLD Professional
Race 7: HARVEY NORMAN COMMERCIAL TOOWOOMBA
Maiden Handicap - 1625m



28 December 2024 - 21:07

Track Rating: Good 3, Weather: Hot, Rail Position: +0m Entire

Section	Overall	1400m	1200m	1000m	800m	600m	400m	200m
Section Times	1:42.61 [5] (0:15.29)	1:27.32 [7] (0:11.31)	1:16.01 [6] (0:12.27)	1:03.74 [7] (0:13.13)	0:50.61 [7] (0:13.32)	0:37.29 [7] (0:12.90)	0:24.39 [8] (0:12.38)	0:12.01 [6] (0:12.01)
Average Speed [km/h]	53.1	63.7	58.8	55.3	54.5	56.3	59.1	60.0
Top Speed [km/h]	66.8	66.2	61.9	57.8	55.4	57.5	60.1	61.0
Avg. Dist. to Rail [m]	2.3	0.7	2.3	2.4	1.9	1.7	4.6	6.3
Avg. Stride Freq. [Hz]	2.2	2.4	2.3	2.2	2.2	2.2	2.3	2.2
Avg. Stride Length [m]	6.8	7.3	7.1	7.0	7.0	7.1	7.2	7.5



- [] Ranking at each section and finish
- .-.- No data available at this section
- NA No data available



Horse/Jockey Name	Reel Graceful
Final Rank	6
Fastest Section Time (Section)	0:11.07 (1400m)
Top Speed [km/h] (Section)	69.6 (1400m)
Race State	Finished

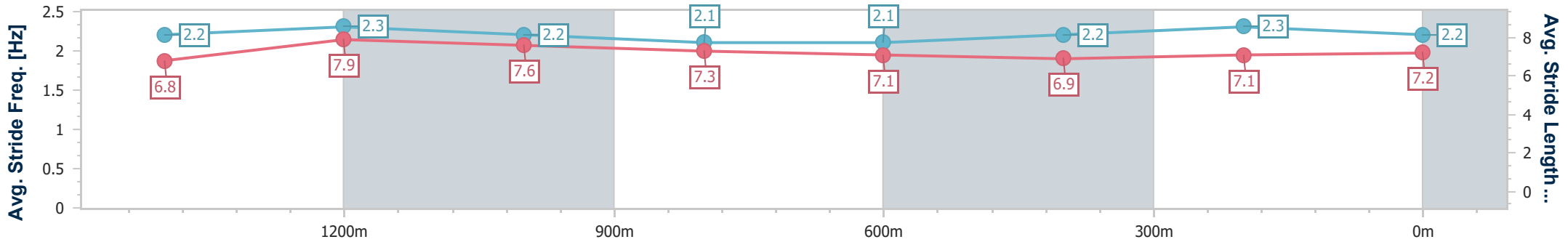
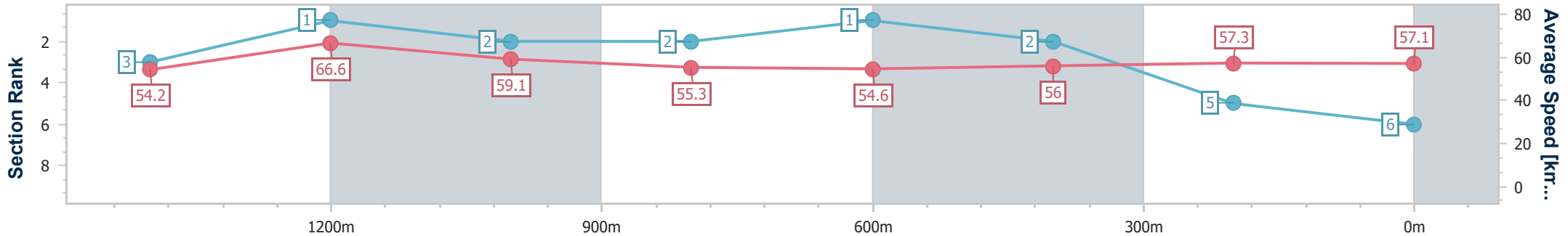


Toowoomba QLD Professional
 Race 7: HARVEY NORMAN COMMERCIAL TOOWOOMBA
 Maiden Handicap - 1625m
 28 December 2024 - 21:07



Track Rating: Good 3, Weather: Hot, Rail Position: +0m Entire

Section	Overall	1400m	1200m	1000m	800m	600m	400m	200m
Section Times	1:43.08 [6] (0:15.04)	1:28.04 [3] (0:11.07)	1:16.97 [1] (0:12.24)	1:04.73 [2] (0:13.16)	0:51.57 [2] (0:13.31)	0:38.26 [1] (0:13.04)	0:25.22 [2] (0:12.65)	0:12.57 [5] (0:12.57)
Average Speed [km/h]	54.2	66.6	59.1	55.3	54.6	56.0	57.3	57.1
Top Speed [km/h]	68.7	69.6	62.4	56.7	56.3	56.7	58.2	58.1
Avg. Dist. to Rail [m]	6.2	4.1	3.0	2.5	3.2	2.8	1.6	1.3
Avg. Stride Freq. [Hz]	2.2	2.3	2.2	2.1	2.1	2.2	2.3	2.2
Avg. Stride Length [m]	6.8	7.9	7.6	7.3	7.1	6.9	7.1	7.2



- [] Ranking at each section and finish
- .-.- No data available at this section
- NA No data available



Horse/Jockey Name	Twopointfour
Final Rank	7
Fastest Section Time (Section)	0:11.27 (1400m)
Top Speed [km/h] (Section)	67.8 (1400m)
Race State	Finished

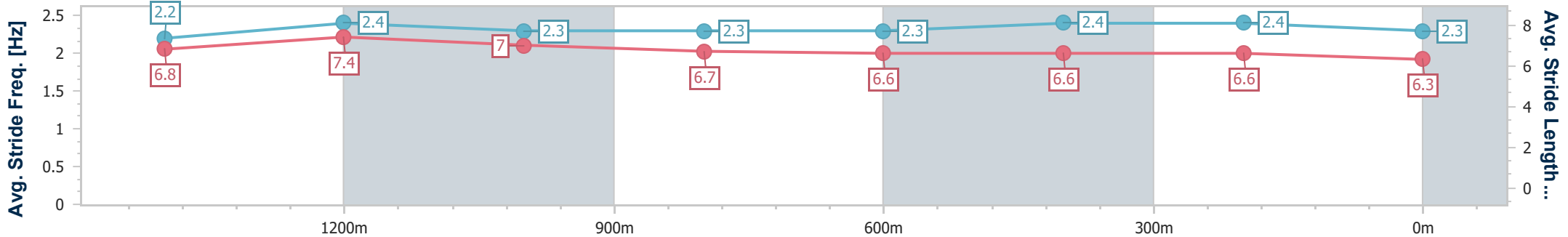
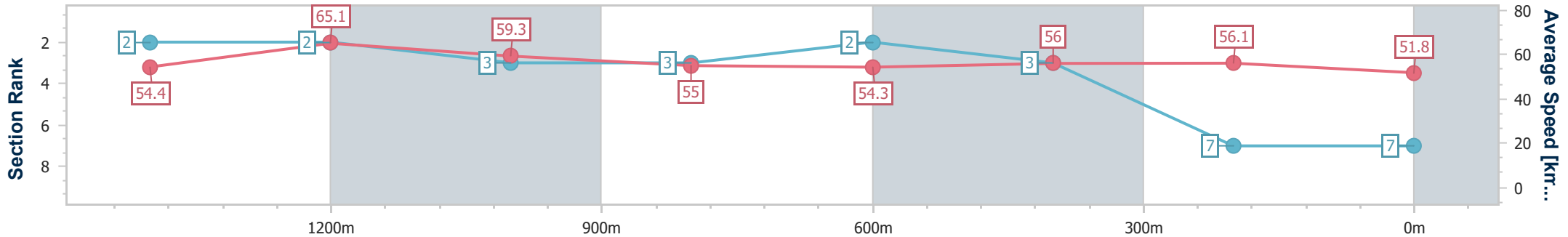


Toowoomba QLD Professional
 Race 7: HARVEY NORMAN COMMERCIAL TOOWOOMBA
 Maiden Handicap - 1625m
 28 December 2024 - 21:07



Track Rating: Good 3, Weather: Hot, Rail Position: +0m Entire

Section	Overall	1400m	1200m	1000m	800m	600m	400m	200m
Section Times	1:44.60 [7] (0:14.97)	1:29.63 [2] (0:11.27)	1:18.36 [2] (0:12.13)	1:06.23 [3] (0:13.16)	0:53.07 [3] (0:13.43)	0:39.64 [2] (0:12.92)	0:26.72 [3] (0:12.87)	0:13.85 [7] (0:13.85)
Average Speed [km/h]	54.4	65.1	59.3	55.0	54.3	56.0	56.1	51.8
Top Speed [km/h]	67.6	67.8	61.7	57.0	55.9	57.2	57.6	54.5
Avg. Dist. to Rail [m]	6.0	3.5	0.7	1.1	2.3	1.4	0.2	0.4
Avg. Stride Freq. [Hz]	2.2	2.4	2.3	2.3	2.3	2.4	2.4	2.3
Avg. Stride Length [m]	6.8	7.4	7.0	6.7	6.6	6.6	6.6	6.3



- [] Ranking at each section and finish
- .-.- No data available at this section
- NA No data available



Horse/Jockey Name	Enclassic
Final Rank	8
Fastest Section Time (Section)	0:11.37 (1400m)
Top Speed [km/h] (Section)	69.2 (Overall)
Race State	Finished



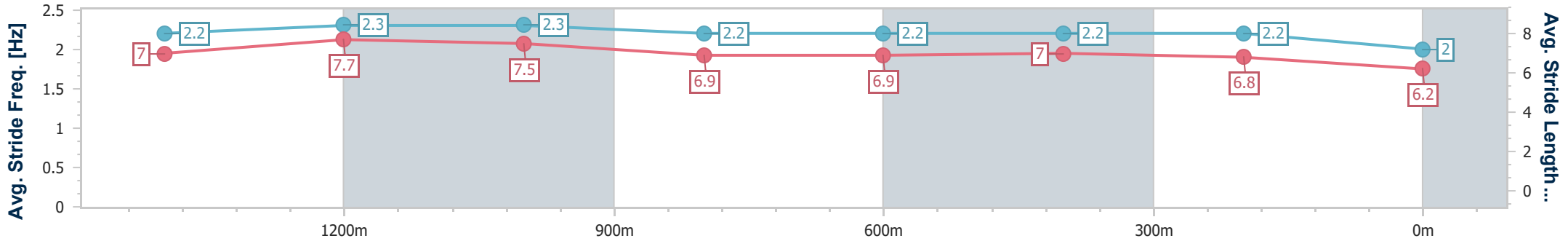
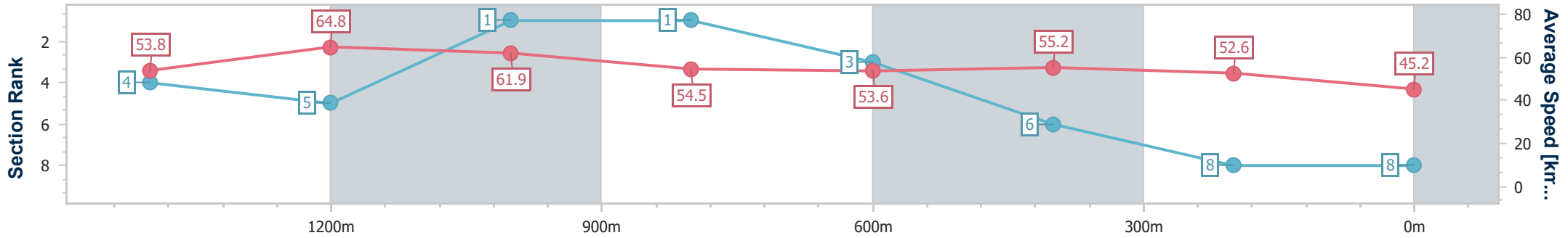
Toowoomba QLD Professional
 Race 7: HARVEY NORMAN COMMERCIAL TOOWOOMBA
 Maiden Handicap - 1625m



28 December 2024 - 21:07

Track Rating: Good 3, Weather: Hot, Rail Position: +0m Entire

Section	Overall	1400m	1200m	1000m	800m	600m	400m	200m
Section Times	1:47.74 [8] (0:15.15)	1:32.59 [4] (0:11.37)	1:21.22 [5] (0:11.71)	1:09.51 [1] (0:13.27)	0:56.24 [1] (0:13.49)	0:42.75 [3] (0:13.12)	0:29.63 [6] (0:13.73)	0:15.90 [8] (0:15.90)
Average Speed [km/h]	53.8	64.8	61.9	54.5	53.6	55.2	52.6	45.2
Top Speed [km/h]	69.2	66.8	64.0	58.8	55.2	56.6	54.0	50.3
Avg. Dist. to Rail [m]	6.1	4.2	4.4	1.5	1.5	1.1	0.7	0.9
Avg. Stride Freq. [Hz]	2.2	2.3	2.3	2.2	2.2	2.2	2.2	2.0
Avg. Stride Length [m]	7.0	7.7	7.5	6.9	6.9	7.0	6.8	6.2



- [] Ranking at each section and finish
- .-.- No data available at this section
- NA No data available