



# Ladbrokes Cannon Park QLD Professional

## Race 9: Star 102.7 BENCHMARK 55 Handicap - 1250m

28 December 2024 - 16:04



Track Rating: Good 4, Weather: Fine, Rail Position: +0m Entire

Section		Overall										Last 600m	
Field Times		1:13.03										0:35.27	
		(0:15.80)											
		1000m											
		0:57.23											
		(0:10.73)											
		800m											
		0:46.50											
		(0:11.23)											
		600m											
		0:35.27											
		(0:11.66)											
		400m											
		0:23.61											
		(0:11.81)											
		200m											
		0:11.80											
		(0:11.80)											
Rank	TAB	Horse/Jockey	Barrier	Top Speed [km/h]	Fastest Section	Overall	1000m	800m	600m	400m	200m	Margin	Distance Travelled [m]
1	7	SKOGAFOSS	1	68.3	0:10.79	1:13.03 [1]	0:57.06 [3]	0:46.27 [3]	0:35.07 [4]	0:23.42 [4]	0:11.80 [1]	1:13.03	0:35.07
		Jackson Murphy		Overall	1000m	(0:15.97)	(0:10.79)	(0:11.20)	(0:11.65)	(0:11.62)	(0:11.80)		
2	6	READ 'EM AND WEEP	4	68.4	0:10.45	1:13.09 [2]	0:56.69 [7]	0:46.24 [5]	0:35.02 [5]	0:23.40 [5]	0:11.75 [2]	0.36L	0:35.02 +5
		Gabrielle Semmens		1000m	1000m	(0:16.40)	(0:10.45)	(0:11.22)	(0:11.62)	(0:11.65)	(0:11.75)		
3	4	FLYING ARTIST	11	68.9	0:10.65	1:13.45 [3]	0:56.81 [9]	0:46.16 [10]	0:34.99 [9]	0:23.40 [8]	0:11.97 [4]	2.46L	0:34.99 +13
		Ryan Wiggins		1000m	1000m	(0:16.64)	(0:10.65)	(0:11.17)	(0:11.59)	(0:11.43)	(0:11.97)		
4	2	TYMON	10	68.4	0:10.46	1:13.72 [4]	0:57.02 [10]	0:46.56 [9]	0:35.23 [10]	0:23.59 [10]	0:12.00 [7]	4.07L	0:35.23 -1
		Scott Sheargold		1000m	1000m	(0:16.70)	(0:10.46)	(0:11.33)	(0:11.64)	(0:11.59)	(0:12.00)		
5	3	TARGETED	5	69.0	0:10.58	1:13.96 [5]	0:56.97 [11]	0:46.39 [11]	0:35.27 [11]	0:23.57 [11]	0:11.97 [8]	5.47L	0:35.27 +6
		Chelsea Jokic		Overall	1000m	(0:16.99)	(0:10.58)	(0:11.12)	(0:11.70)	(0:11.60)	(0:11.97)		
6	10	ROSE OF ATHENS	6	68.8	0:10.72	1:14.25 [6]	0:58.38 [2]	0:47.66 [2]	0:36.44 [2]	0:24.73 [3]	0:12.64 [6]	7.17L	0:36.44 +9
		Nathan Thomas		Overall	1000m	(0:15.87)	(0:10.72)	(0:11.22)	(0:11.71)	(0:12.09)	(0:12.64)		
7	12	ISLA GIRL	7	69.3	0:10.68	1:14.43 [7]	0:58.32 [4]	0:47.64 [4]	0:36.48 [3]	0:24.91 [2]	0:12.95 [3]	8.24L	0:36.48 +14
		Nor Yadi		1000m	1000m	(0:16.11)	(0:10.68)	(0:11.16)	(0:11.57)	(0:11.96)	(0:12.95)		
8	1	ILZOOMYA	3	70.0	0:10.73	1:14.57 [8]	0:58.77 [1]	0:48.04 [1]	0:36.81 [1]	0:25.15 [1]	0:13.05 [5]	9.04L	0:36.81 +7
		Amanda Thomson		Overall	1000m	(0:15.80)	(0:10.73)	(0:11.23)	(0:11.66)	(0:12.10)	(0:13.05)		
9	5	SNUGGLE BANG YAHOO	9	68.7	0:10.68	1:14.88 [9]	0:58.41 [8]	0:47.73 [7]	0:36.51 [8]	0:24.76 [9]	0:12.86 [10]	10.89L	0:36.51 +16
		Pietro Romeo		1000m	1000m	(0:16.47)	(0:10.68)	(0:11.22)	(0:11.75)	(0:11.90)	(0:12.86)		
10	11	THE HOME TEAM	8	69.1	0:10.67	1:15.01 [10]	0:58.64 [6]	0:47.97 [6]	0:36.79 [6]	0:25.05 [7]	0:12.85 [11]	11.65L	0:36.79 +14
		Wanderson D'Avila		1000m	1000m	(0:16.37)	(0:10.67)	(0:11.18)	(0:11.74)	(0:12.20)	(0:12.85)		

Scratched: Robust Boy (#9)

[ ] Ranking at each section and finish  
 -:-:- No data available at this section  
 NA No data available

SCN Saddle cloth number  
 DNF Did not finish  
 DNT Did not track



**Ladbrokes Cannon Park QLD Professional**  
**Race 9: Star 102.7 BENCHMARK 55 Handicap - 1250m**  
**28 December 2024 - 16:04**



Track Rating: Good 4, Weather: Fine, Rail Position: +0m Entire

Section		Overall	1000m	800m	600m	400m	200m	Last 600m					
Field Times		1:13.03 (0:15.80)	0:57.23 (0:10.73)	0:46.50 (0:11.23)	0:35.27 (0:11.66)	0:23.61 (0:11.81)	0:11.80 (0:11.80)	0:35.27					
Rank	TAB Horse/Jockey	Barrier	Top Speed [km/h]	Fastest Section								Margin	Distance Travelled [m]
11	8 LOOK AT ROSA Adam Sewell	2	66.5 Overall	0:10.93 1000m	1:15.37 [11] (0:16.22)	0:59.15 [5] (0:10.93)	0:48.22 [8] (0:11.20)	0:37.02 [7] (0:11.58)	0:25.44 [6] (0:12.06)	0:13.38 [9] (0:13.38)	13.8L	0:37.02	+3

Scratched: Robust Boy (#9)

[ ] Ranking at each section and finish  
 -:-:-:- No data available at this section  
 NA No data available

SCN Saddle cloth number  
 DNF Did not finish  
 DNT Did not track



Horse/Jockey Name	Skogafoss
Final Rank	1
Fastest Section Time (Section)	0:10.79 (1000m)
Top Speed [km/h] (Section)	68.3 (Overall)
Race State	Finished



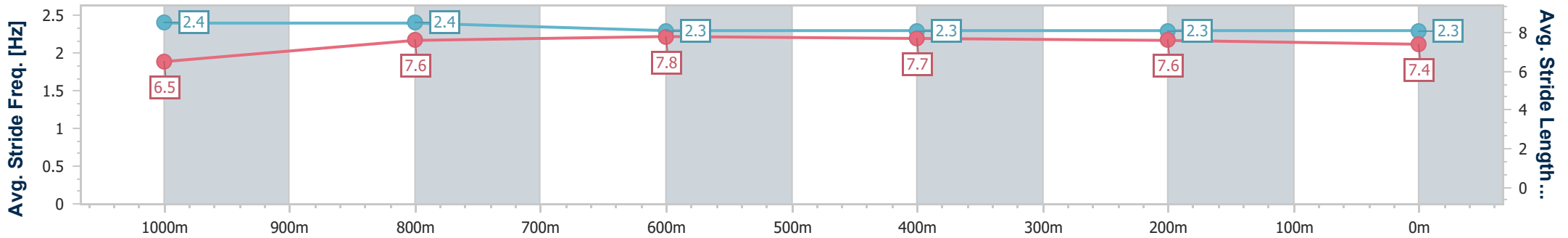
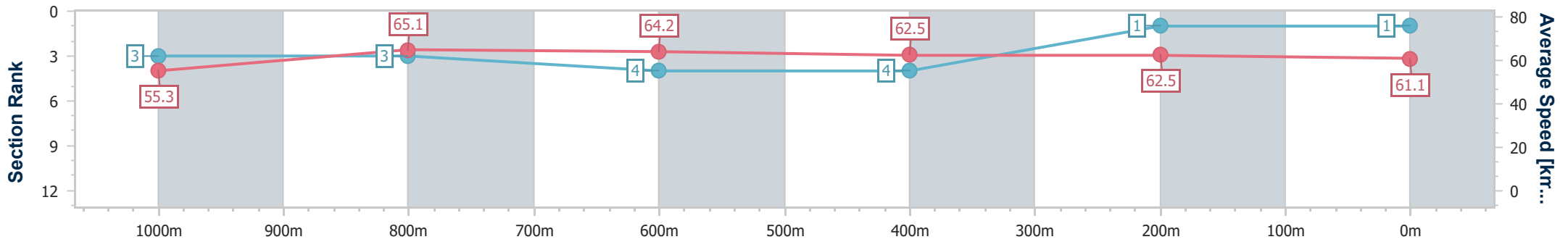
Ladbrokes Cannon Park QLD Professional  
Race 9: Star 102.7 BENCHMARK 55 Handicap - 1250m

28 December 2024 - 16:04

Track Rating: Good 4, Weather: Fine, Rail Position: +0m Entire



Section	Overall	1000m	800m	600m	400m	200m
Section Times	1:13.03 [1] (0:15.97)	0:57.06 [3] (0:10.79)	0:46.27 [3] (0:11.20)	0:35.07 [4] (0:11.65)	0:23.42 [4] (0:11.62)	0:11.80 [1] (0:11.80)
Average Speed [km/h]	55.3	65.1	64.2	62.5	62.5	61.1
Top Speed [km/h]	68.3	66.7	65.8	63.5	63.6	63.6
Avg. Dist. to Rail [m]	5.3	3.4	0.5	1.6	2.5	1.3
Avg. Stride Freq. [Hz]	2.4	2.4	2.3	2.3	2.3	2.3
Avg. Stride Length [m]	6.5	7.6	7.8	7.7	7.6	7.4



- [ ] Ranking at each section and finish
- .-.- No data available at this section
- NA No data available



Horse/Jockey Name	Read 'Em And Weep
Final Rank	2
Fastest Section Time (Section)	0:10.45 (1000m)
Top Speed [km/h] (Section)	68.4 (1000m)
Race State	Finished



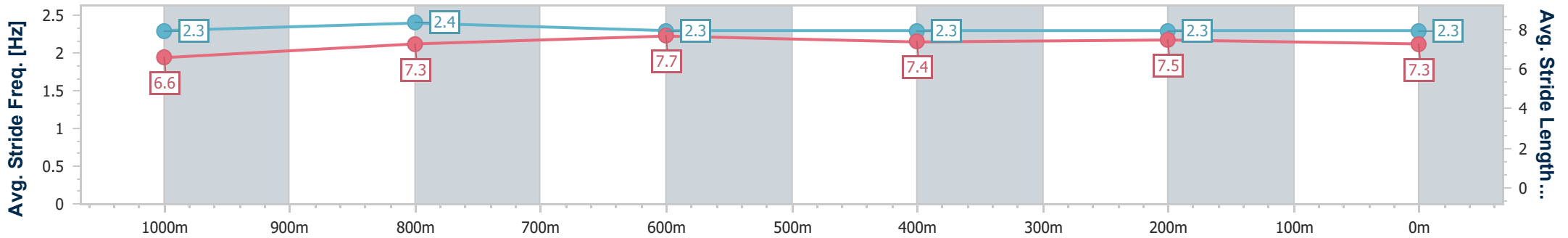
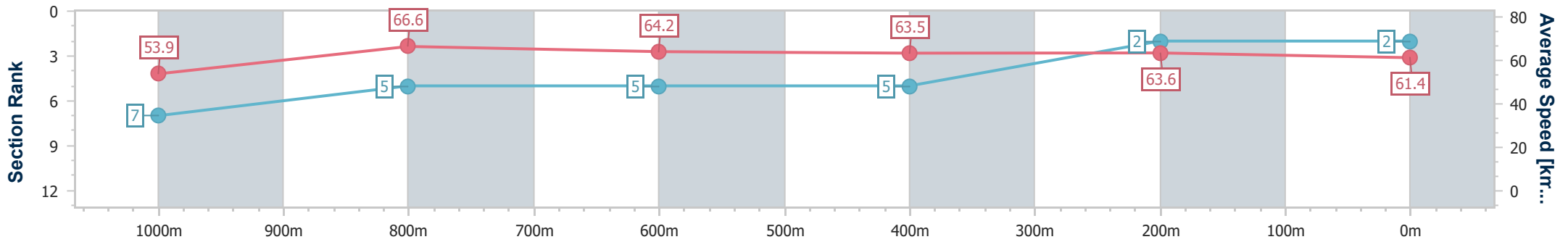
Ladbrokes Cannon Park QLD Professional  
Race 9: Star 102.7 BENCHMARK 55 Handicap - 1250m

28 December 2024 - 16:04

Track Rating: Good 4, Weather: Fine, Rail Position: +0m Entire



Section	Overall	1000m	800m	600m	400m	200m
Section Times	1:13.09 [2] (0:16.40)	0:56.69 [7] (0:10.45)	0:46.24 [5] (0:11.22)	0:35.02 [5] (0:11.62)	0:23.40 [5] (0:11.65)	0:11.75 [2] (0:11.75)
Average Speed [km/h]	53.9	66.6	64.2	63.5	63.6	61.4
Top Speed [km/h]	67.5	68.4	65.0	64.1	64.9	63.1
Avg. Dist. to Rail [m]	4.2	4.1	0.4	3.5	9.4	7.0
Avg. Stride Freq. [Hz]	2.3	2.4	2.3	2.3	2.3	2.3
Avg. Stride Length [m]	6.6	7.3	7.7	7.4	7.5	7.3



- [ ] Ranking at each section and finish
- .-.- No data available at this section
- NA No data available



Horse/Jockey Name	Flying Artist
Final Rank	3
Fastest Section Time (Section)	0:10.65 (1000m)
Top Speed [km/h] (Section)	68.9 (1000m)
Race State	Finished



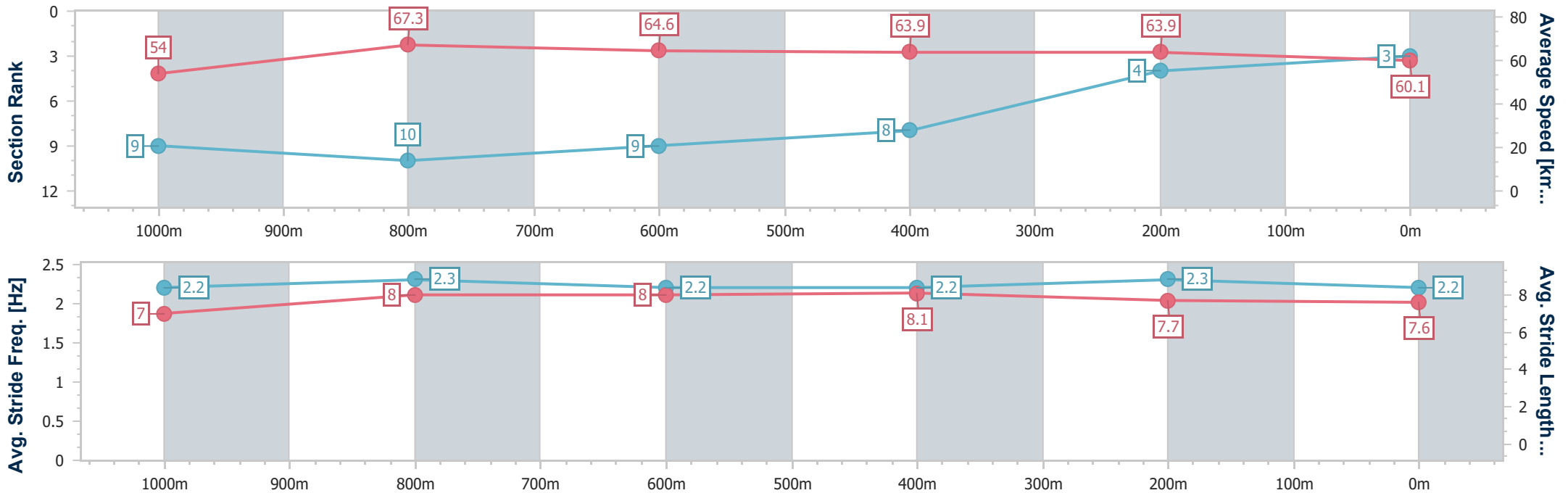
Ladbrokes Cannon Park QLD Professional  
Race 9: Star 102.7 BENCHMARK 55 Handicap - 1250m

28 December 2024 - 16:04

Track Rating: Good 4, Weather: Fine, Rail Position: +0m Entire



Section	Overall	1000m	800m	600m	400m	200m
Section Times	1:13.45 [3] (0:16.64)	0:56.81 [9] (0:10.65)	0:46.16 [10] (0:11.17)	0:34.99 [9] (0:11.59)	0:23.40 [8] (0:11.43)	0:11.97 [4]
Average Speed [km/h]	54.0	67.3	64.6	63.9	63.9	60.1
Top Speed [km/h]	67.5	68.9	66.2	64.8	65.5	63.2
Avg. Dist. to Rail [m]	3.8	1.7	2.7	3.9	6.1	4.7
Avg. Stride Freq. [Hz]	2.2	2.3	2.2	2.2	2.3	2.2
Avg. Stride Length [m]	7.0	8.0	8.0	8.1	7.7	7.6



- [ ] Ranking at each section and finish
- .-.- No data available at this section
- NA No data available



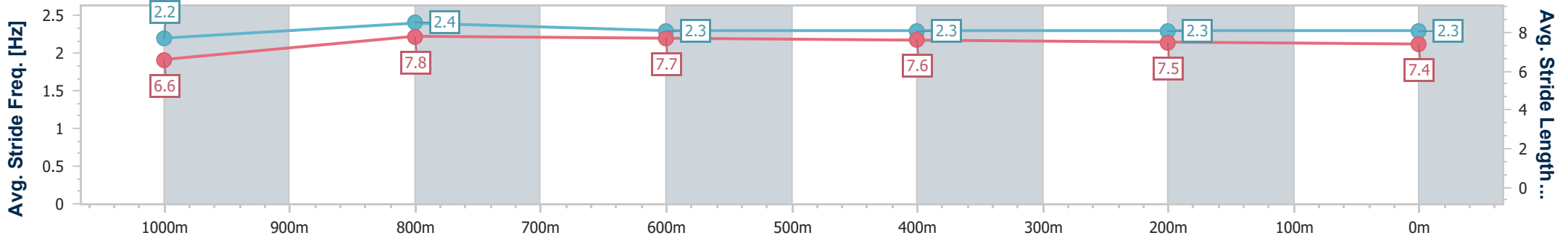
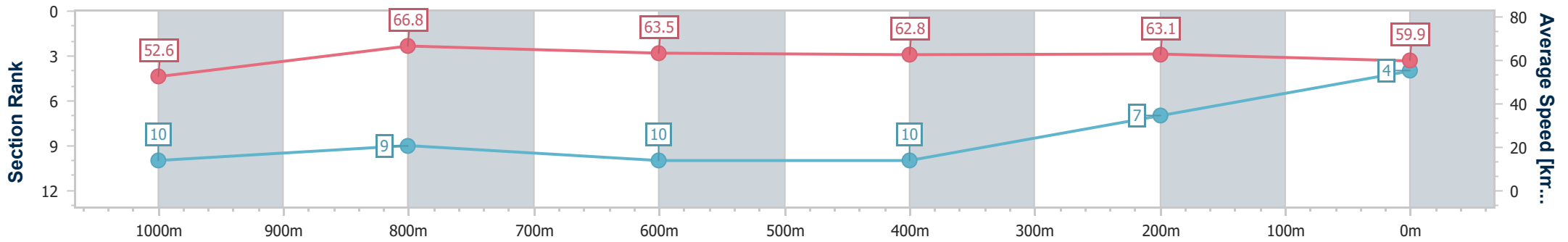
Horse/Jockey Name	Tymon
Final Rank	4
Fastest Section Time (Section)	0:10.46 (1000m)
Top Speed [km/h] (Section)	68.4 (1000m)
Race State	Finished



Ladbrokes Cannon Park QLD Professional  
 Race 9: Star 102.7 BENCHMARK 55 Handicap - 1250m  
 28 December 2024 - 16:04  
 Track Rating: Good 4, Weather: Fine, Rail Position: +0m Entire



Section	Overall	1000m	800m	600m	400m	200m
Section Times	1:13.72 [4] (0:16.70)	0:57.02 [10] (0:10.46)	0:46.56 [9] (0:11.33)	0:35.23 [10] (0:11.64)	0:23.59 [10] (0:11.59)	0:12.00 [7] (0:12.00)
Average Speed [km/h]	52.6	66.8	63.5	62.8	63.1	59.9
Top Speed [km/h]	67.6	68.4	64.8	64.5	63.7	62.3
Avg. Dist. to Rail [m]	5.6	4.0	1.5	2.3	5.9	5.8
Avg. Stride Freq. [Hz]	2.2	2.4	2.3	2.3	2.3	2.3
Avg. Stride Length [m]	6.6	7.8	7.7	7.6	7.5	7.4



- [ ] Ranking at each section and finish
- .-.- No data available at this section
- NA No data available



Horse/Jockey Name	Targeted
Final Rank	5
Fastest Section Time (Section)	0:10.58 (1000m)
Top Speed [km/h] (Section)	69.0 (Overall)
Race State	Finished



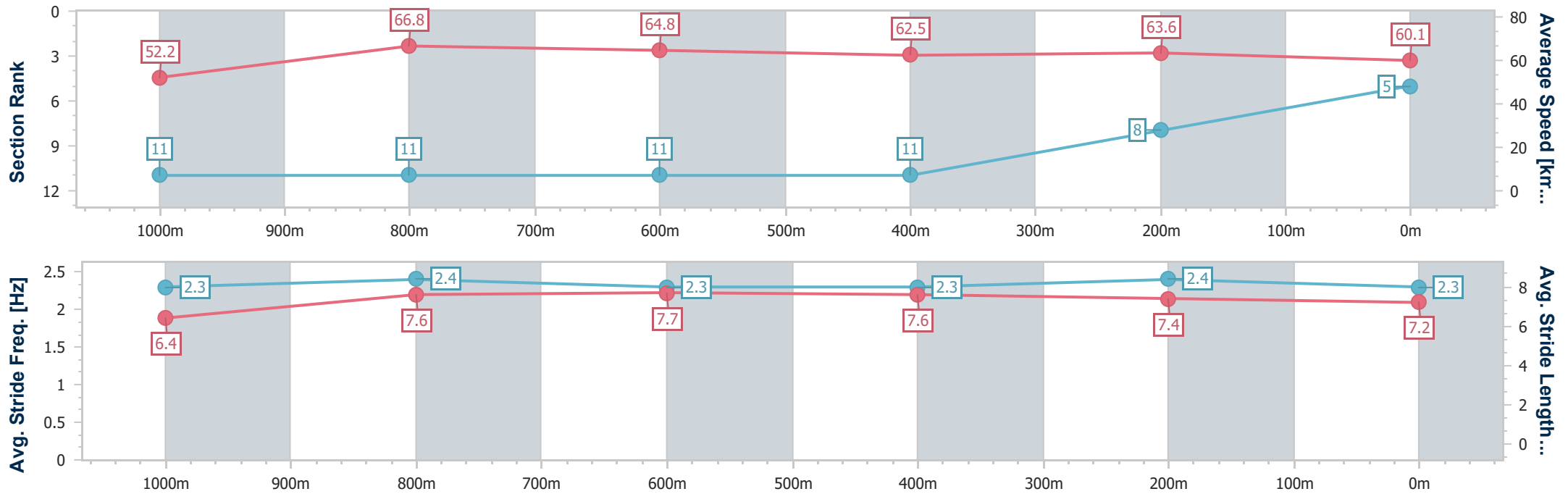
Ladbrokes Cannon Park QLD Professional  
Race 9: Star 102.7 BENCHMARK 55 Handicap - 1250m

28 December 2024 - 16:04

Track Rating: Good 4, Weather: Fine, Rail Position: +0m Entire



Section	Overall	1000m	800m	600m	400m	200m
Section Times	1:13.96 [5] (0:16.99)	0:56.97 [11] (0:10.58)	0:46.39 [11] (0:11.12)	0:35.27 [11] (0:11.70)	0:23.57 [11] (0:11.60)	0:11.97 [8] (0:11.97)
Average Speed [km/h]	52.2	66.8	64.8	62.5	63.6	60.1
Top Speed [km/h]	69.0	68.2	68.0	63.4	64.6	63.3
Avg. Dist. to Rail [m]	3.7	2.4	2.6	2.5	9.0	5.7
Avg. Stride Freq. [Hz]	2.3	2.4	2.3	2.3	2.4	2.3
Avg. Stride Length [m]	6.4	7.6	7.7	7.6	7.4	7.2



- [ ] Ranking at each section and finish
- .-.- No data available at this section
- NA No data available



Horse/Jockey Name	Rose Of Athens
Final Rank	6
Fastest Section Time (Section)	0:10.72 (1000m)
Top Speed [km/h] (Section)	68.8 (Overall)
Race State	Finished



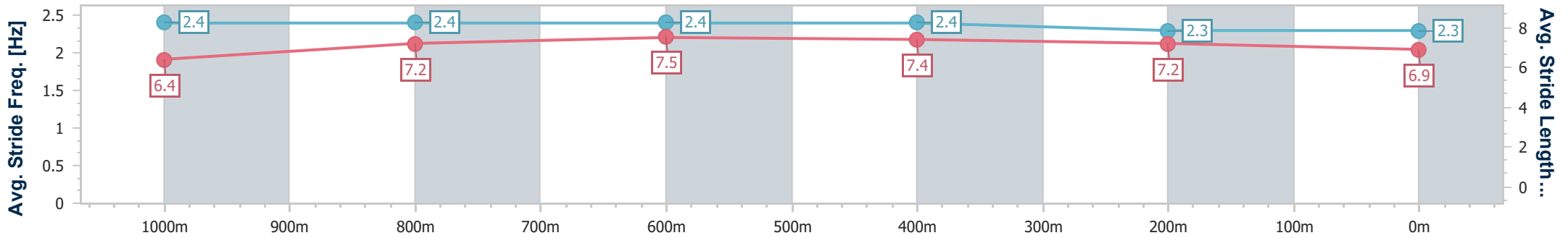
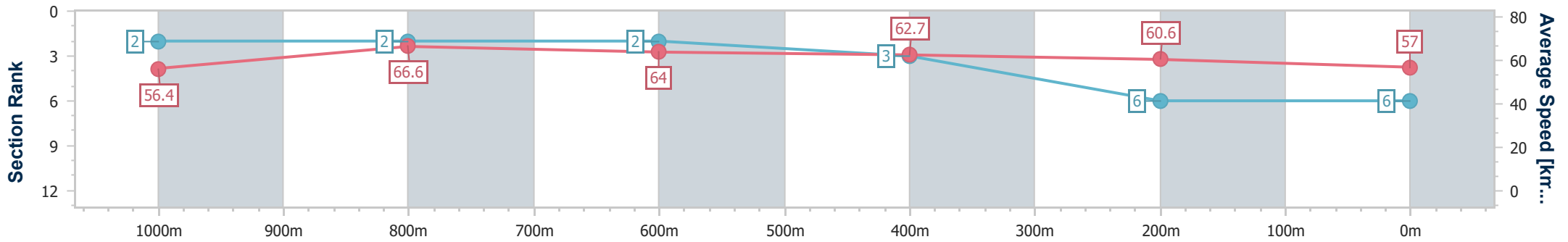
Ladbrokes Cannon Park QLD Professional  
Race 9: Star 102.7 BENCHMARK 55 Handicap - 1250m

28 December 2024 - 16:04

Track Rating: Good 4, Weather: Fine, Rail Position: +0m Entire



Section	Overall	1000m	800m	600m	400m	200m
Section Times	1:14.25 [6] (0:15.87)	0:58.38 [2] (0:10.72)	0:47.66 [2] (0:11.22)	0:36.44 [2] (0:11.71)	0:24.73 [3] (0:12.09)	0:12.64 [6] (0:12.64)
Average Speed [km/h]	56.4	66.6	64.0	62.7	60.6	57.0
Top Speed [km/h]	68.8	68.1	64.9	63.5	62.1	59.8
Avg. Dist. to Rail [m]	1.4	1.4	1.3	2.8	5.7	3.2
Avg. Stride Freq. [Hz]	2.4	2.4	2.4	2.4	2.3	2.3
Avg. Stride Length [m]	6.4	7.2	7.5	7.4	7.2	6.9



- [ ] Ranking at each section and finish
- .-.-.- No data available at this section
- NA No data available





Horse/Jockey Name	Isla Girl
Final Rank	7
Fastest Section Time (Section)	0:10.68 (1000m)
Top Speed [km/h] (Section)	69.3 (1000m)
Race State	Finished



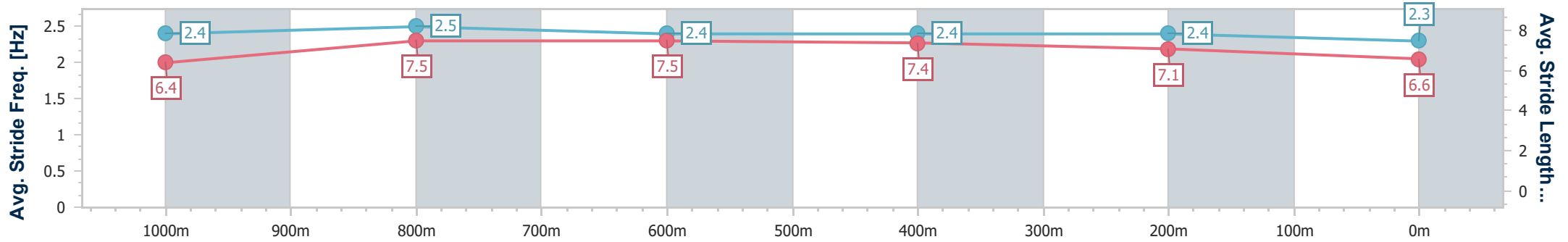
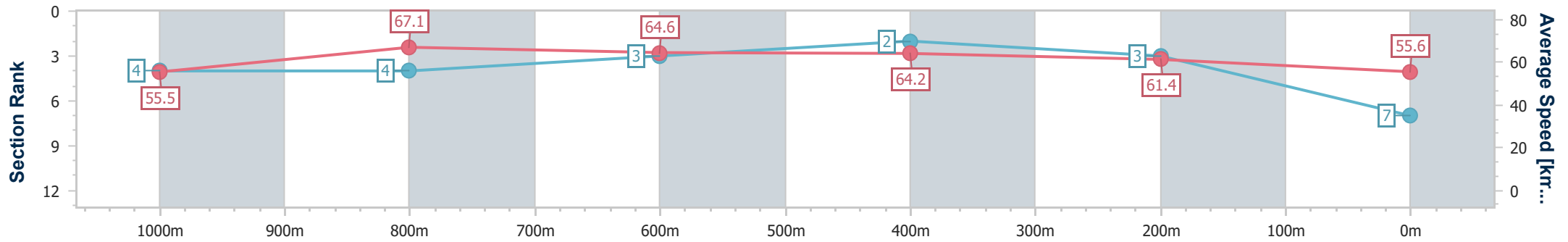
Ladbrokes Cannon Park QLD Professional  
Race 9: Star 102.7 BENCHMARK 55 Handicap - 1250m

28 December 2024 - 16:04

Track Rating: Good 4, Weather: Fine, Rail Position: +0m Entire



Section	Overall	1000m	800m	600m	400m	200m
Section Times	1:14.43 [7] (0:16.11)	0:58.32 [4] (0:10.68)	0:47.64 [4] (0:11.16)	0:36.48 [3] (0:11.57)	0:24.91 [2] (0:11.96)	0:12.95 [3] (0:12.95)
Average Speed [km/h]	55.5	67.1	64.6	64.2	61.4	55.6
Top Speed [km/h]	69.2	69.3	65.6	65.1	63.5	59.2
Avg. Dist. to Rail [m]	1.7	1.3	2.6	4.7	6.7	5.1
Avg. Stride Freq. [Hz]	2.4	2.5	2.4	2.4	2.4	2.3
Avg. Stride Length [m]	6.4	7.5	7.5	7.4	7.1	6.6



- [ ] Ranking at each section and finish
- .-.- No data available at this section
- NA No data available



Horse/Jockey Name	Ilzoomya
Final Rank	8
Fastest Section Time (Section)	0:10.73 (1000m)
Top Speed [km/h] (Section)	70.0 (Overall)
Race State	Finished



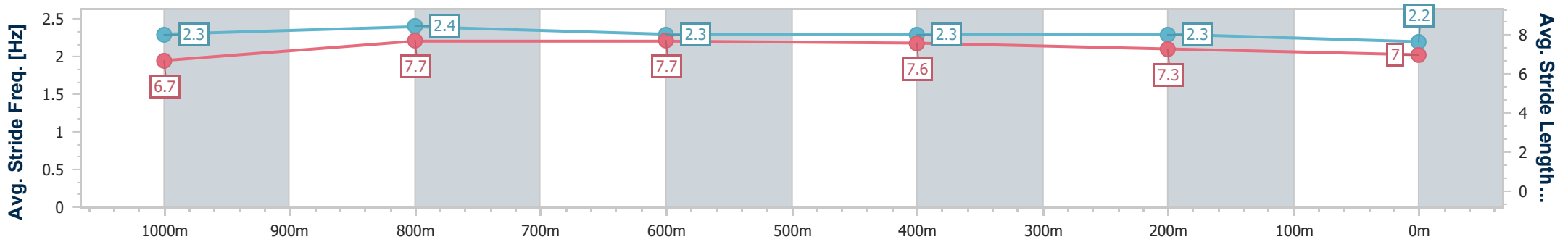
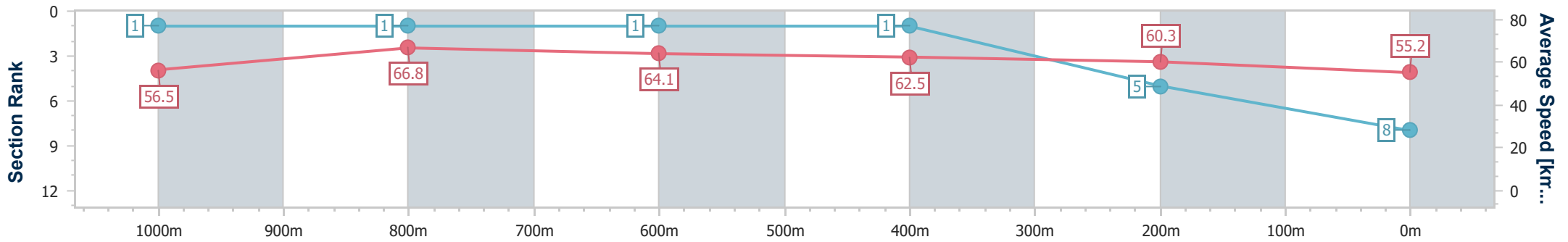
Ladbrokes Cannon Park QLD Professional  
Race 9: Star 102.7 BENCHMARK 55 Handicap - 1250m

28 December 2024 - 16:04

Track Rating: Good 4, Weather: Fine, Rail Position: +0m Entire



Section	Overall	1000m	800m	600m	400m	200m
Section Times	1:14.57 [8] (0:15.80)	0:58.77 [1] (0:10.73)	0:48.04 [1] (0:11.23)	0:36.81 [1] (0:11.66)	0:25.15 [1] (0:12.10)	0:13.05 [5] (0:13.05)
Average Speed [km/h]	56.5	66.8	64.1	62.5	60.3	55.2
Top Speed [km/h]	70.0	68.3	65.4	64.1	61.7	58.8
Avg. Dist. to Rail [m]	2.2	1.1	0.8	2.0	4.7	3.0
Avg. Stride Freq. [Hz]	2.3	2.4	2.3	2.3	2.3	2.2
Avg. Stride Length [m]	6.7	7.7	7.7	7.6	7.3	7.0



- [ ] Ranking at each section and finish
- .-.- No data available at this section
- NA No data available



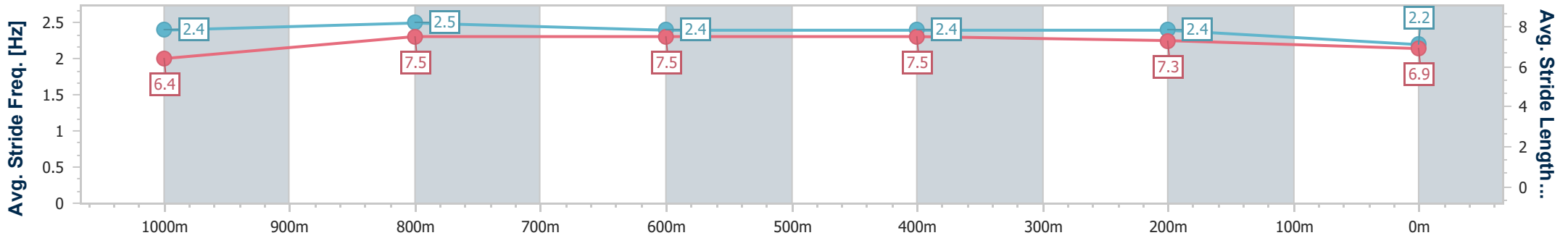
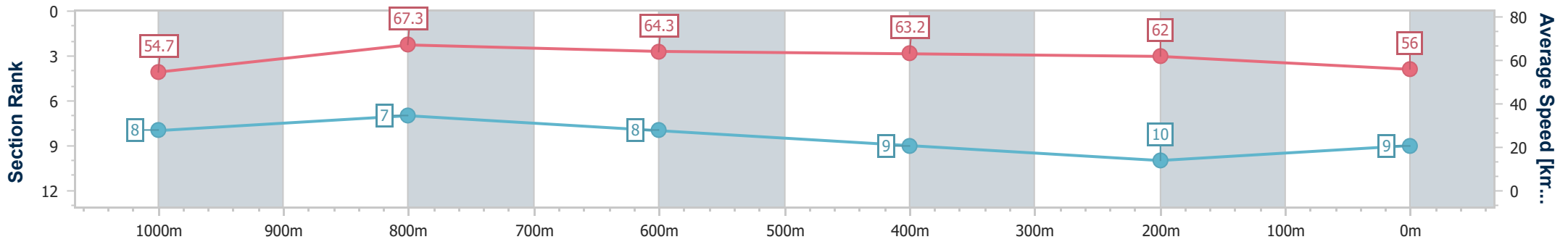
Horse/Jockey Name	Snuggle Bang Yahoo
Final Rank	9
Fastest Section Time (Section)	0:10.68 (1000m)
Top Speed [km/h] (Section)	68.7 (1000m)
Race State	Finished



Ladbrokes Cannon Park QLD Professional  
 Race 9: Star 102.7 BENCHMARK 55 Handicap - 1250m  
 28 December 2024 - 16:04  
 Track Rating: Good 4, Weather: Fine, Rail Position: +0m Entire



Section	Overall	1000m	800m	600m	400m	200m
Section Times	1:14.88 [9] (0:16.47)	0:58.41 [8] (0:10.68)	0:47.73 [7] (0:11.22)	0:36.51 [8] (0:11.75)	0:24.76 [9] (0:11.90)	0:12.86 [10] (0:12.86)
Average Speed [km/h]	54.7	67.3	64.3	63.2	62.0	56.0
Top Speed [km/h]	67.4	68.7	65.6	63.9	62.9	60.8
Avg. Dist. to Rail [m]	2.8	1.6	3.7	4.7	8.7	6.0
Avg. Stride Freq. [Hz]	2.4	2.5	2.4	2.4	2.4	2.2
Avg. Stride Length [m]	6.4	7.5	7.5	7.5	7.3	6.9



- [ ] Ranking at each section and finish
- .-.- No data available at this section
- NA No data available



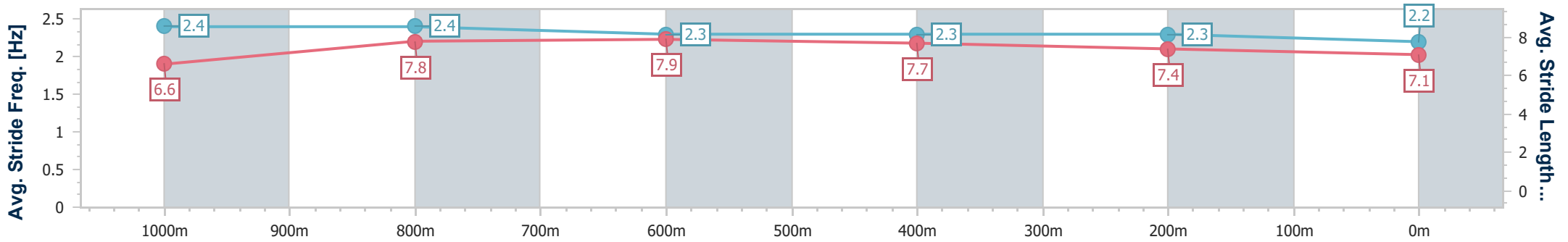
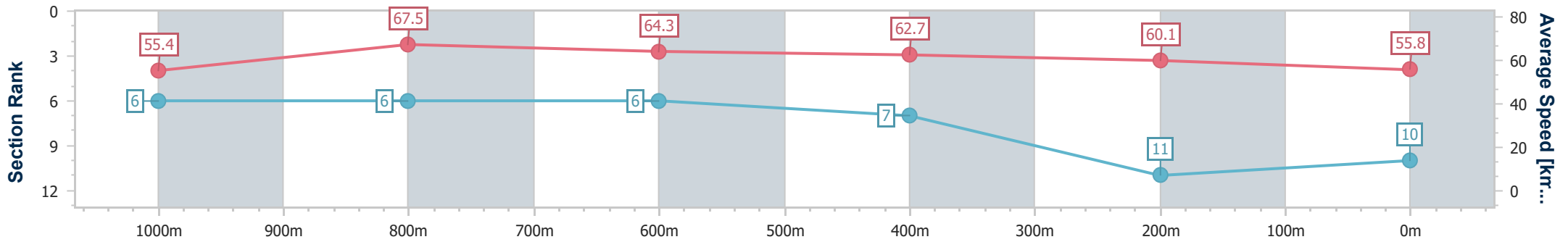
Horse/Jockey Name	The Home Team
Final Rank	10
Fastest Section Time (Section)	0:10.67 (1000m)
Top Speed [km/h] (Section)	69.1 (1000m)
Race State	Finished



Ladbrokes Cannon Park QLD Professional  
 Race 9: Star 102.7 BENCHMARK 55 Handicap - 1250m  
 28 December 2024 - 16:04  
 Track Rating: Good 4, Weather: Fine, Rail Position: +0m Entire



Section	Overall	1000m	800m	600m	400m	200m
Section Times	1:15.01 [10] (0:16.37)	0:58.64 [6] (0:10.67)	0:47.97 [6] (0:11.18)	0:36.79 [6] (0:11.74)	0:25.05 [7] (0:12.20)	0:12.85 [11] (0:12.85)
Average Speed [km/h]	55.4	67.5	64.3	62.7	60.1	55.8
Top Speed [km/h]	67.7	69.1	65.6	63.3	62.3	58.7
Avg. Dist. to Rail [m]	4.2	0.8	2.5	3.3	6.4	6.1
Avg. Stride Freq. [Hz]	2.4	2.4	2.3	2.3	2.3	2.2
Avg. Stride Length [m]	6.6	7.8	7.9	7.7	7.4	7.1



- [ ] Ranking at each section and finish
- .-.- No data available at this section
- NA No data available



Horse/Jockey Name	Look At Rosa
Final Rank	11
Fastest Section Time (Section)	0:10.93 (1000m)
Top Speed [km/h] (Section)	66.5 (Overall)
Race State	Finished



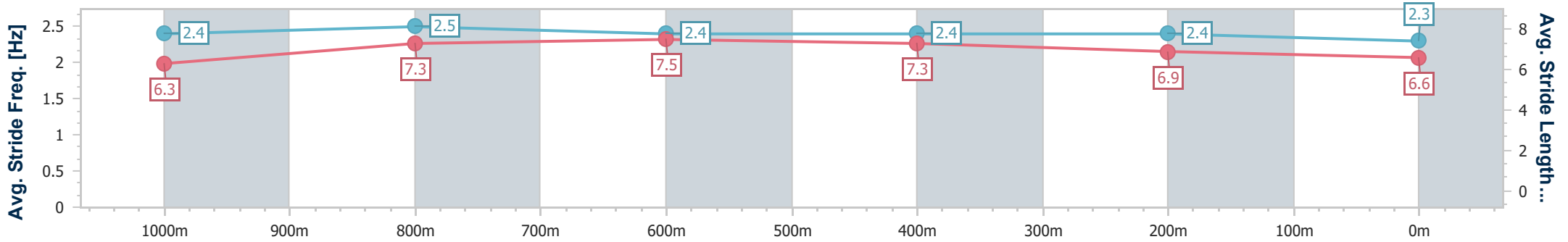
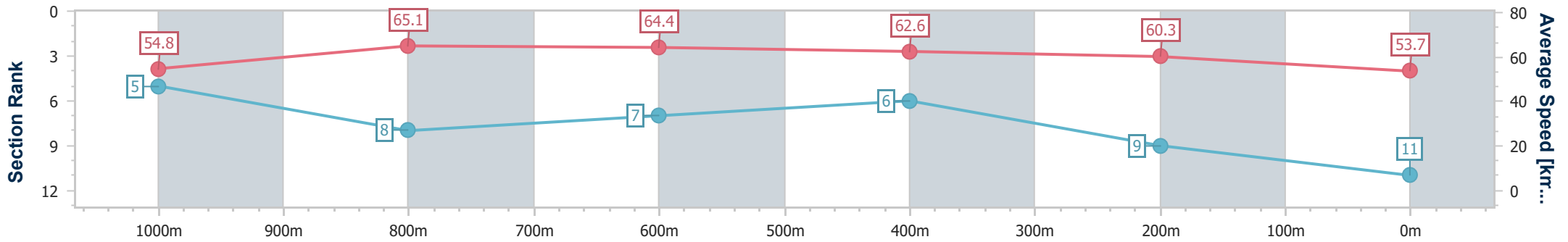
Ladbrokes Cannon Park QLD Professional  
Race 9: Star 102.7 BENCHMARK 55 Handicap - 1250m

28 December 2024 - 16:04

Track Rating: Good 4, Weather: Fine, Rail Position: +0m Entire



Section	Overall	1000m	800m	600m	400m	200m
Section Times	1:15.37 [11] (0:16.22)	0:59.15 [5] (0:10.93)	0:48.22 [8] (0:11.20)	0:37.02 [7] (0:11.58)	0:25.44 [6] (0:12.06)	0:13.38 [9] (0:13.38)
Average Speed [km/h]	54.8	65.1	64.4	62.6	60.3	53.7
Top Speed [km/h]	66.5	66.1	65.5	64.2	61.9	57.8
Avg. Dist. to Rail [m]	2.9	1.6	0.7	1.2	3.9	4.0
Avg. Stride Freq. [Hz]	2.4	2.5	2.4	2.4	2.4	2.3
Avg. Stride Length [m]	6.3	7.3	7.5	7.3	6.9	6.6



- [ ] Ranking at each section and finish
- .-.- No data available at this section
- NA No data available