



Ladbrokes Cannon Park QLD Professional

Race 8: Ladbrokes Odds Surge BENCHMARK 55 Handicap - 1250m

28 December 2024 - 15:22



Track Rating: Good 4, Weather: Fine, Rail Position: +0m Entire

Section		Overall	1000m	800m	600m	400m	200m	Last 600m					
Field Times		1:12.87 (0:15.85)	0:57.02 (0:11.03)	0:45.99 (0:11.01)	0:34.98 (0:11.46)	0:23.52 (0:11.48)	0:12.04 (0:12.04)	0:34.98					
Rank	TAB Horse/Jockey	Barrier	Top Speed [km/h]	Fastest Section								Margin	Distance Travelled [m]
1	8 CALDANTE Wanderson D'Avila	3	68.5 Overall	0:11.01 800m	1:12.87 [1] (0:15.85)	0:57.02 [1] (0:11.03)	0:45.99 [1] (0:11.01)	0:34.98 [1] (0:11.46)	0:23.52 [1] (0:11.48)	0:12.04 [1] (0:12.04)	1:12.87	0:34.98	
2	9 ELLIE'S DREAM Ryan Wiggins	5	68.5 Overall	0:10.95 1000m	1:12.98 [2] (0:16.43)	0:56.55 [5] (0:10.95)	0:45.60 [5] (0:11.12)	0:34.48 [5] (0:11.17)	0:23.31 [4] (0:11.52)	0:11.79 [3] (0:11.79)	0.67L	0:34.48	-3
3	10 COURTING SARA Pietro Romeo	2	70.0 Overall	0:10.98 1000m	1:13.52 [3] (0:16.11)	0:57.41 [2] (0:10.98)	0:46.43 [2] (0:10.99)	0:35.44 [2] (0:11.41)	0:24.03 [2] (0:11.69)	0:12.34 [2] (0:12.34)	3.82L	0:35.44	+0
4	1 FINSCEAL Gabrielle Semmens	8	68.6 1000m	0:10.80 1000m	1:13.76 [4] (0:17.07)	0:56.69 [9] (0:10.80)	0:45.89 [9] (0:11.13)	0:34.76 [9] (0:11.24)	0:23.52 [9] (0:11.56)	0:11.96 [6] (0:11.96)	5.24L	0:34.76	-2
5	2 GAMADALE NIP Chelsea Jokic	12	68.9 1000m	0:10.83 1000m	1:14.10 [5] (0:16.99)	0:57.11 [8] (0:10.83)	0:46.28 [8] (0:10.87)	0:35.41 [7] (0:11.19)	0:24.22 [6] (0:11.67)	0:12.55 [5] (0:12.55)	7.26L	0:35.41	+5
6	7 BRING ME TO LIFE Jackson Murphy	4	67.7 Overall	0:11.02 1000m	1:14.19 [6] (0:16.13)	0:58.06 [3] (0:11.02)	0:47.04 [3] (0:11.02)	0:36.02 [3] (0:11.49)	0:24.53 [3] (0:11.79)	0:12.74 [4] (0:12.74)	7.79L	0:36.02	+3
7	5 WANDERLEI Adam Sewell	6	68.1 Overall	0:10.83 1000m	1:14.54 [7] (0:16.73)	0:57.81 [6] (0:10.83)	0:46.98 [6] (0:11.05)	0:35.93 [6] (0:11.53)	0:24.40 [8] (0:11.86)	0:12.54 [8] (0:12.54)	9.83L	0:35.93	+4
8	3 CONVERTOR Aidan Holt	7	69.3 1000m	0:10.84 1000m	1:14.81 [8] (0:16.80)	0:58.01 [7] (0:10.84)	0:47.17 [7] (0:11.09)	0:36.08 [8] (0:11.37)	0:24.71 [7] (0:12.09)	0:12.62 [9] (0:12.62)	11.42L	0:36.08	+1
9	6 GOOD KITTY Nathan Thomas	11	69.4 Overall	0:11.01 1000m	1:15.40 [9] (0:16.25)	0:59.15 [4] (0:11.01)	0:48.14 [4] (0:11.15)	0:36.99 [4] (0:11.43)	0:25.56 [5] (0:12.14)	0:13.42 [7] (0:13.42)	14.88L	0:36.99	+5

Scratched: Pelsaert (#4), Master Orr (#11), Swahili Mai (#12)

[] Ranking at each section and finish
 -:-:- No data available at this section
 NA No data available

SCN Saddle cloth number
 DNF Did not finish
 DNT Did not track



Horse/Jockey Name	Caldante
Final Rank	1
Fastest Section Time (Section)	0:11.01 (800m)
Top Speed [km/h] (Section)	68.5 (Overall)
Race State	Finished



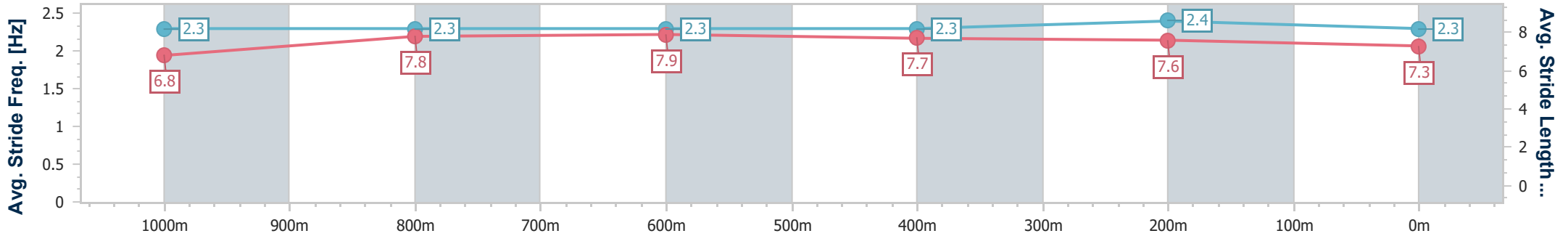
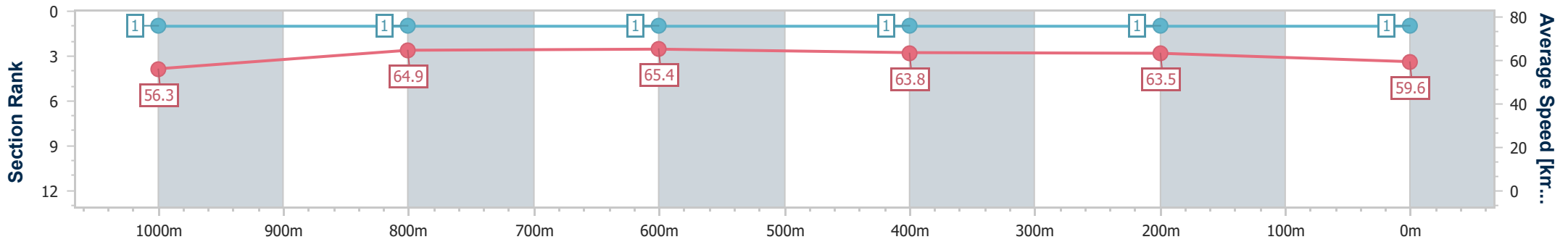
Ladbrokes Cannon Park QLD Professional
 Race 8: Ladbrokes Odds Surge BENCHMARK 55 Handicap - 1250m

28 December 2024 - 15:22

Track Rating: Good 4, Weather: Fine, Rail Position: +0m Entire



Section	Overall	1000m	800m	600m	400m	200m
Section Times	1:12.87 [1] (0:15.85)	0:57.02 [1] (0:11.03)	0:45.99 [1] (0:11.01)	0:34.98 [1] (0:11.46)	0:23.52 [1] (0:11.48)	0:12.04 [1] (0:12.04)
Average Speed [km/h]	56.3	64.9	65.4	63.8	63.5	59.6
Top Speed [km/h]	68.5	65.9	65.9	65.3	64.6	62.1
Avg. Dist. to Rail [m]	1.7	1.3	2.2	2.6	3.1	2.1
Avg. Stride Freq. [Hz]	2.3	2.3	2.3	2.3	2.4	2.3
Avg. Stride Length [m]	6.8	7.8	7.9	7.7	7.6	7.3



- [] Ranking at each section and finish
- .-.- No data available at this section
- NA No data available



Horse/Jockey Name	Ellie's Dream
Final Rank	2
Fastest Section Time (Section)	0:10.95 (1000m)
Top Speed [km/h] (Section)	68.5 (Overall)
Race State	Finished



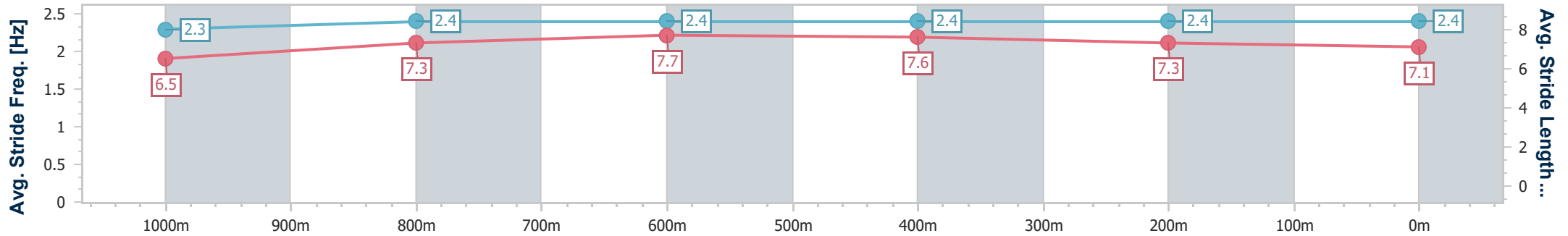
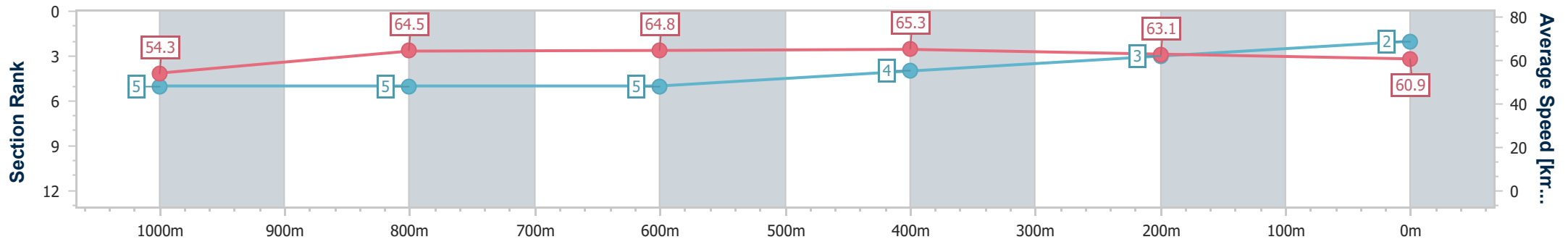
Ladbrokes Cannon Park QLD Professional
Race 8: Ladbrokes Odds Surge BENCHMARK 55 Handicap - 1250m

28 December 2024 - 15:22

Track Rating: Good 4, Weather: Fine, Rail Position: +0m Entire



Section	Overall	1000m	800m	600m	400m	200m
Section Times	1:12.98 [2] (0:16.43)	0:56.55 [5] (0:10.95)	0:45.60 [5] (0:11.12)	0:34.48 [5] (0:11.17)	0:23.31 [4] (0:11.52)	0:11.79 [3] (0:11.79)
Average Speed [km/h]	54.3	64.5	64.8	65.3	63.1	60.9
Top Speed [km/h]	68.5	67.7	66.7	65.9	64.5	63.6
Avg. Dist. to Rail [m]	2.9	2.3	0.6	1.7	3.4	3.0
Avg. Stride Freq. [Hz]	2.3	2.4	2.4	2.4	2.4	2.4
Avg. Stride Length [m]	6.5	7.3	7.7	7.6	7.3	7.1



- [] Ranking at each section and finish
- .-.- No data available at this section
- NA No data available



Horse/Jockey Name	Courting Sara
Final Rank	3
Fastest Section Time (Section)	0:10.98 (1000m)
Top Speed [km/h] (Section)	70.0 (Overall)
Race State	Finished



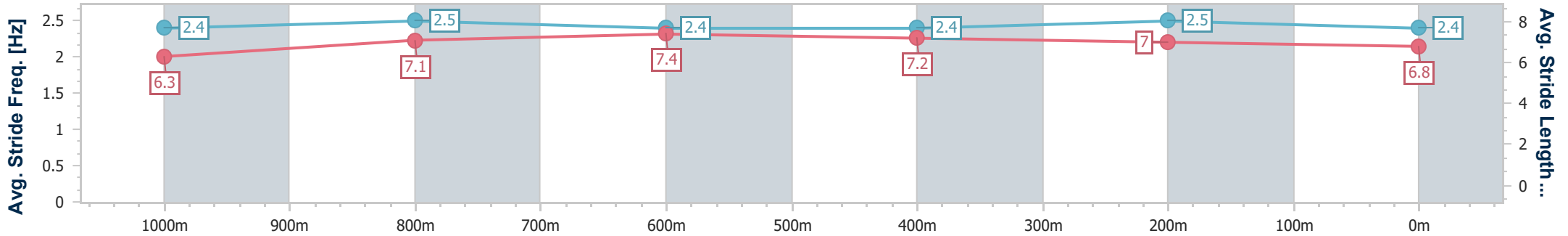
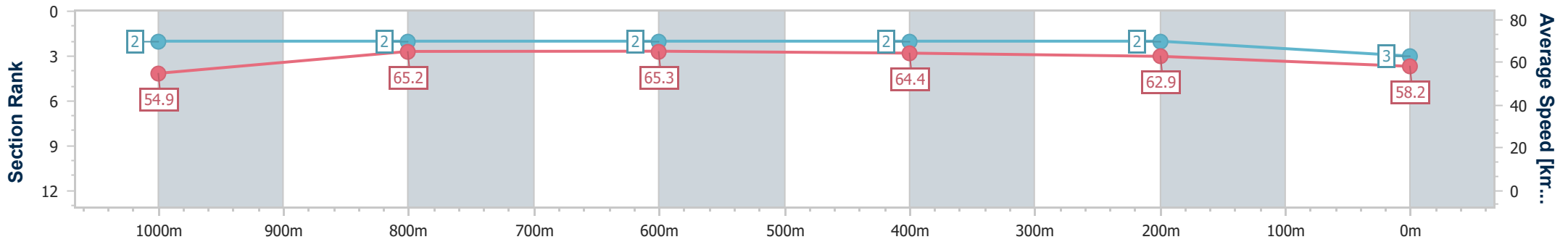
Ladbrokes Cannon Park QLD Professional
 Race 8: Ladbrokes Odds Surge BENCHMARK 55 Handicap - 1250m

28 December 2024 - 15:22

Track Rating: Good 4, Weather: Fine, Rail Position: +0m Entire



Section	Overall	1000m	800m	600m	400m	200m
Section Times	1:13.52 [3] (0:16.11)	0:57.41 [2] (0:10.98)	0:46.43 [2] (0:10.99)	0:35.44 [2] (0:11.41)	0:24.03 [2] (0:11.69)	0:12.34 [2] (0:12.34)
Average Speed [km/h]	54.9	65.2	65.3	64.4	62.9	58.2
Top Speed [km/h]	70.0	66.5	66.2	67.4	63.9	61.5
Avg. Dist. to Rail [m]	5.0	2.5	1.4	3.0	5.6	5.4
Avg. Stride Freq. [Hz]	2.4	2.5	2.4	2.4	2.5	2.4
Avg. Stride Length [m]	6.3	7.1	7.4	7.2	7.0	6.8



- [] Ranking at each section and finish
- .-.-.- No data available at this section
- NA No data available



Horse/Jockey Name	Finsceal
Final Rank	4
Fastest Section Time (Section)	0:10.80 (1000m)
Top Speed [km/h] (Section)	68.6 (1000m)
Race State	Finished



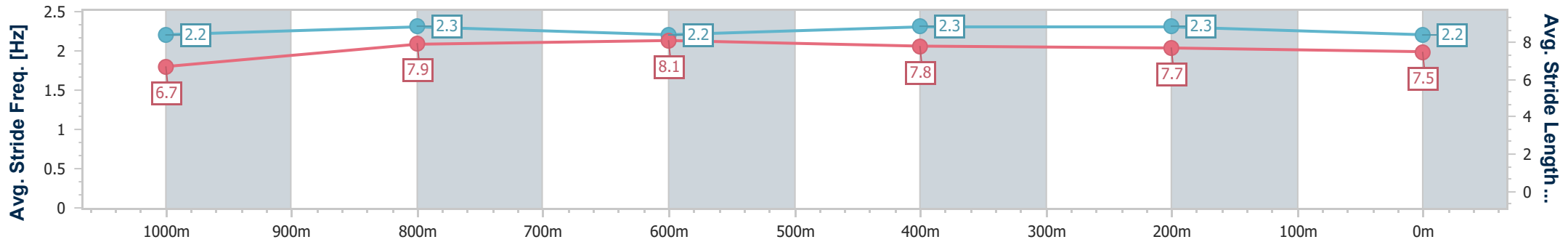
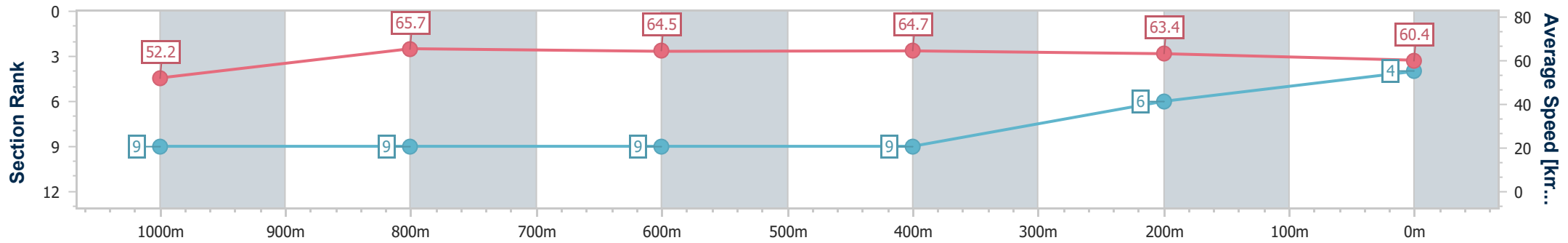
Ladbrokes Cannon Park QLD Professional
 Race 8: Ladbrokes Odds Surge BENCHMARK 55 Handicap - 1250m

28 December 2024 - 15:22

Track Rating: Good 4, Weather: Fine, Rail Position: +0m Entire



Section	Overall	1000m	800m	600m	400m	200m
Section Times	1:13.76 [4] (0:17.07)	0:56.69 [9] (0:10.80)	0:45.89 [9] (0:11.13)	0:34.76 [9] (0:11.24)	0:23.52 [9] (0:11.56)	0:11.96 [6] (0:11.96)
Average Speed [km/h]	52.2	65.7	64.5	64.7	63.4	60.4
Top Speed [km/h]	66.2	68.6	66.8	67.3	64.6	62.3
Avg. Dist. to Rail [m]	3.4	2.7	2.0	1.6	8.1	9.9
Avg. Stride Freq. [Hz]	2.2	2.3	2.2	2.3	2.3	2.2
Avg. Stride Length [m]	6.7	7.9	8.1	7.8	7.7	7.5



- [] Ranking at each section and finish
- .-.- No data available at this section
- NA No data available



Horse/Jockey Name	Gamadale Nip
Final Rank	5
Fastest Section Time (Section)	0:10.83 (1000m)
Top Speed [km/h] (Section)	68.9 (1000m)
Race State	Finished



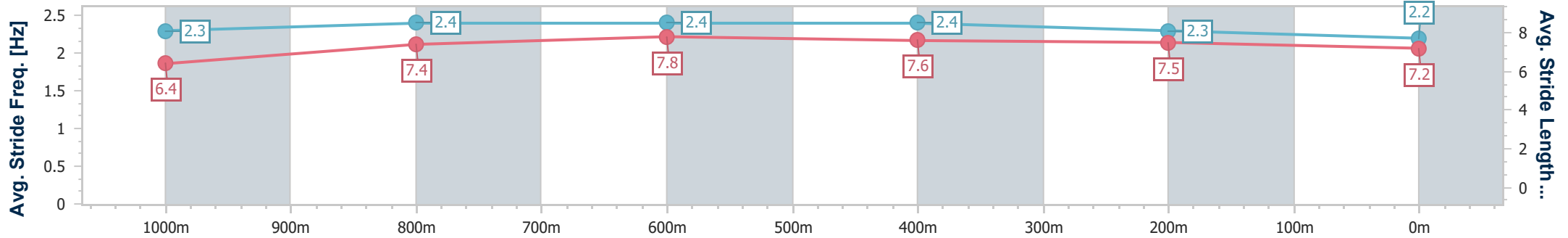
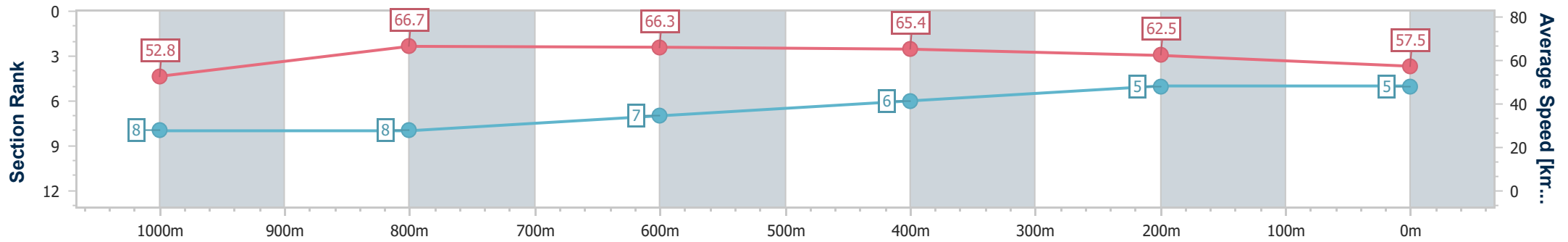
Ladbrokes Cannon Park QLD Professional
Race 8: Ladbrokes Odds Surge BENCHMARK 55 Handicap - 1250m

28 December 2024 - 15:22

Track Rating: Good 4, Weather: Fine, Rail Position: +0m Entire



Section	Overall	1000m	800m	600m	400m	200m
Section Times	1:14.10 [5] (0:16.99)	0:57.11 [8] (0:10.83)	0:46.28 [8] (0:10.87)	0:35.41 [7] (0:11.19)	0:24.22 [6] (0:11.67)	0:12.55 [5] (0:12.55)
Average Speed [km/h]	52.8	66.7	66.3	65.4	62.5	57.5
Top Speed [km/h]	67.6	68.9	67.6	66.7	65.1	60.6
Avg. Dist. to Rail [m]	2.7	1.1	2.8	2.6	4.9	4.1
Avg. Stride Freq. [Hz]	2.3	2.4	2.4	2.4	2.3	2.2
Avg. Stride Length [m]	6.4	7.4	7.8	7.6	7.5	7.2



- [] Ranking at each section and finish
- .-.- No data available at this section
- NA No data available



Horse/Jockey Name	Bring Me To Life
Final Rank	6
Fastest Section Time (Section)	0:11.02 (1000m)
Top Speed [km/h] (Section)	67.7 (Overall)
Race State	Finished



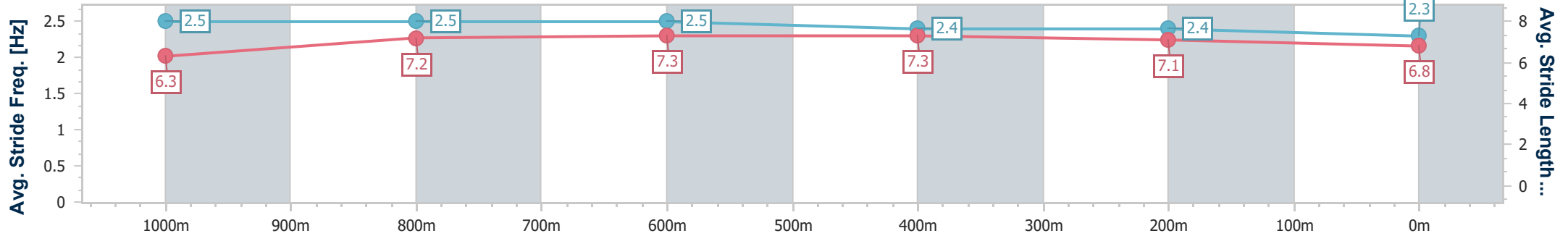
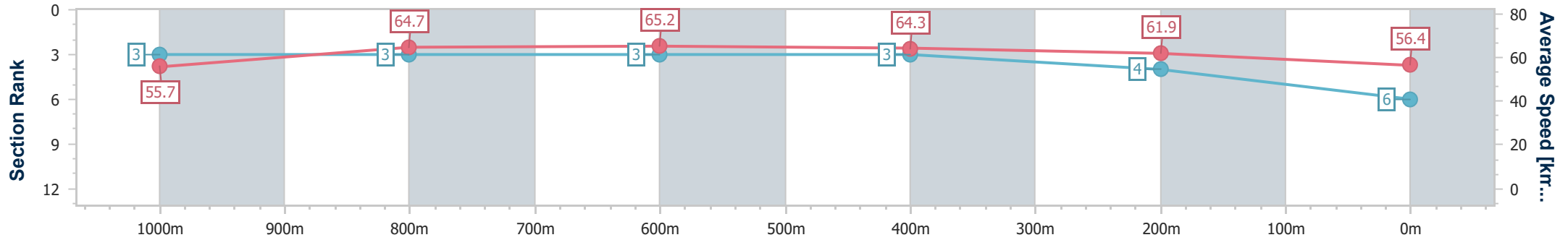
Ladbrokes Cannon Park QLD Professional
 Race 8: Ladbrokes Odds Surge BENCHMARK 55 Handicap - 1250m

28 December 2024 - 15:22

Track Rating: Good 4, Weather: Fine, Rail Position: +0m Entire



Section	Overall	1000m	800m	600m	400m	200m
Section Times	1:14.19 [6] (0:16.13)	0:58.06 [3] (0:11.02)	0:47.04 [3] (0:11.02)	0:36.02 [3] (0:11.49)	0:24.53 [3] (0:11.79)	0:12.74 [4] (0:12.74)
Average Speed [km/h]	55.7	64.7	65.2	64.3	61.9	56.4
Top Speed [km/h]	67.7	66.5	66.9	66.1	63.0	60.4
Avg. Dist. to Rail [m]	1.3	1.5	1.6	3.2	5.0	5.7
Avg. Stride Freq. [Hz]	2.5	2.5	2.5	2.4	2.4	2.3
Avg. Stride Length [m]	6.3	7.2	7.3	7.3	7.1	6.8



- [] Ranking at each section and finish
- .-.- No data available at this section
- NA No data available



Horse/Jockey Name	Wanderlei
Final Rank	7
Fastest Section Time (Section)	0:10.83 (1000m)
Top Speed [km/h] (Section)	68.1 (Overall)
Race State	Finished



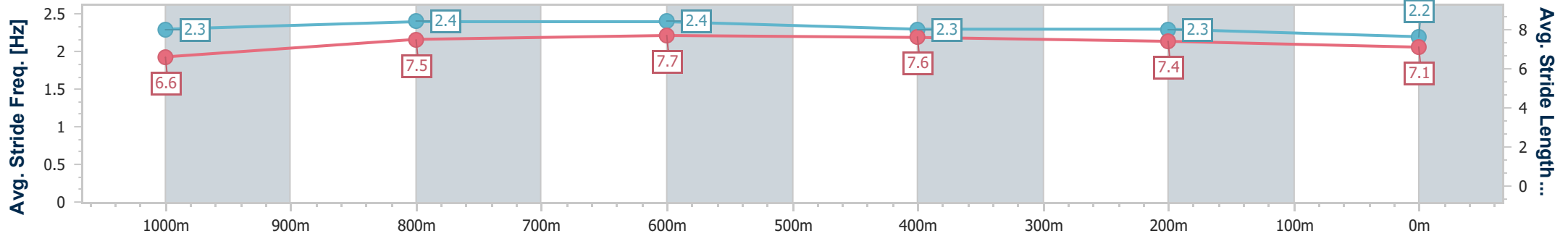
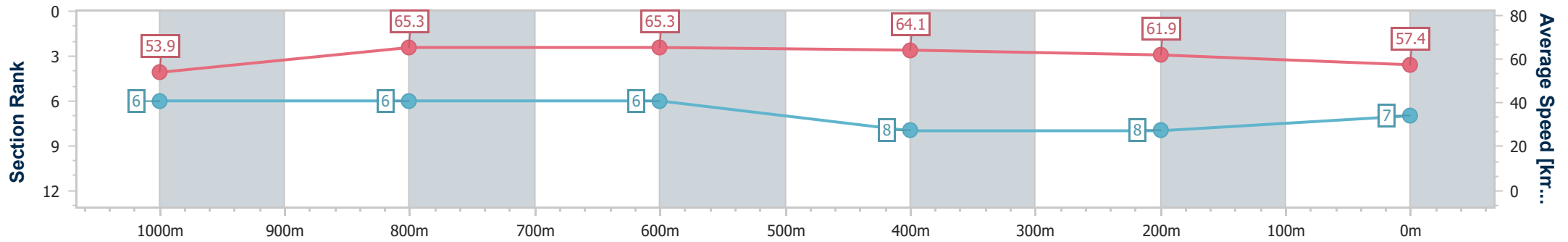
Ladbrokes Cannon Park QLD Professional
Race 8: Ladbrokes Odds Surge BENCHMARK 55 Handicap - 1250m

28 December 2024 - 15:22

Track Rating: Good 4, Weather: Fine, Rail Position: +0m Entire



Section	Overall	1000m	800m	600m	400m	200m
Section Times	1:14.54 [7] (0:16.73)	0:57.81 [6] (0:10.83)	0:46.98 [6] (0:11.05)	0:35.93 [6] (0:11.53)	0:24.40 [8] (0:11.86)	0:12.54 [8] (0:12.54)
Average Speed [km/h]	53.9	65.3	65.3	64.1	61.9	57.4
Top Speed [km/h]	68.1	67.3	66.7	65.5	63.6	59.5
Avg. Dist. to Rail [m]	1.4	1.9	1.3	3.8	7.7	7.3
Avg. Stride Freq. [Hz]	2.3	2.4	2.4	2.3	2.3	2.2
Avg. Stride Length [m]	6.6	7.5	7.7	7.6	7.4	7.1



- [] Ranking at each section and finish
- .-.- No data available at this section
- NA No data available



Horse/Jockey Name	Convertor
Final Rank	8
Fastest Section Time (Section)	0:10.84 (1000m)
Top Speed [km/h] (Section)	69.3 (1000m)
Race State	Finished



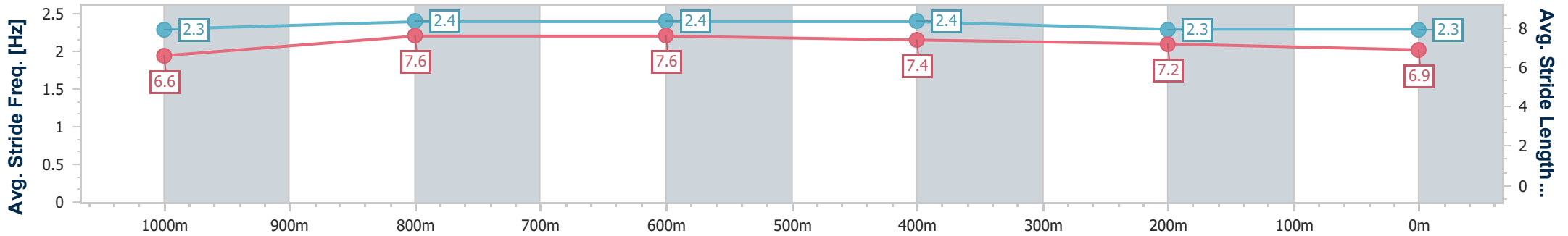
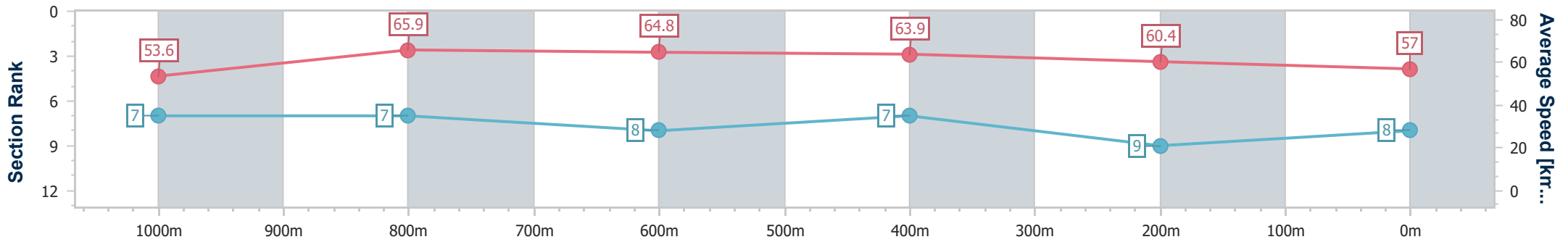
Ladbroke's Cannon Park QLD Professional
 Race 8: Ladbroke's Odds Surge BENCHMARK 55 Handicap - 1250m

28 December 2024 - 15:22

Track Rating: Good 4, Weather: Fine, Rail Position: +0m Entire



Section	Overall	1000m	800m	600m	400m	200m
Section Times	1:14.81 [8] (0:16.80)	0:58.01 [7] (0:10.84)	0:47.17 [7] (0:11.09)	0:36.08 [8] (0:11.37)	0:24.71 [7] (0:12.09)	0:12.62 [9] (0:12.62)
Average Speed [km/h]	53.6	65.9	64.8	63.9	60.4	57.0
Top Speed [km/h]	68.9	69.3	66.4	65.5	61.8	58.3
Avg. Dist. to Rail [m]	2.3	1.3	1.3	1.6	5.4	6.9
Avg. Stride Freq. [Hz]	2.3	2.4	2.4	2.4	2.3	2.3
Avg. Stride Length [m]	6.6	7.6	7.6	7.4	7.2	6.9



- [] Ranking at each section and finish
- .-.- No data available at this section
- NA No data available



Horse/Jockey Name	Good Kitty
Final Rank	9
Fastest Section Time (Section)	0:11.01 (1000m)
Top Speed [km/h] (Section)	69.4 (Overall)
Race State	Finished



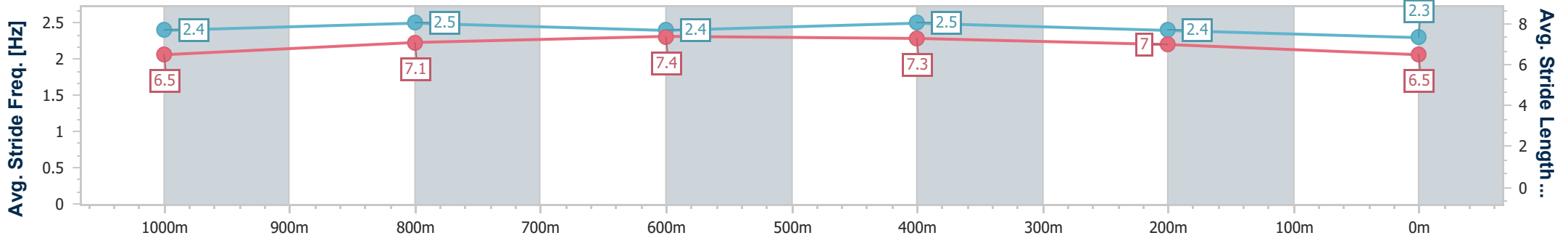
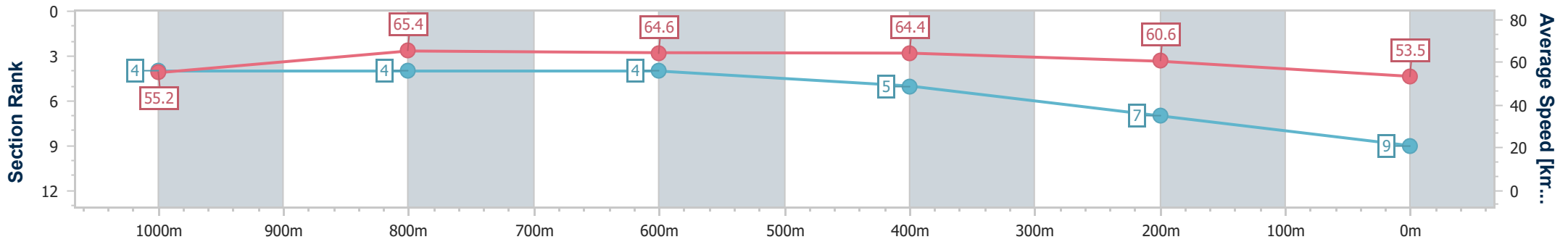
Ladbrokes Cannon Park QLD Professional
Race 8: Ladbrokes Odds Surge BENCHMARK 55 Handicap - 1250m

28 December 2024 - 15:22

Track Rating: Good 4, Weather: Fine, Rail Position: +0m Entire



Section	Overall	1000m	800m	600m	400m	200m
Section Times	1:15.40 [9] (0:16.25)	0:59.15 [4] (0:11.01)	0:48.14 [4] (0:11.15)	0:36.99 [4] (0:11.43)	0:25.56 [5] (0:12.14)	0:13.42 [7] (0:13.42)
Average Speed [km/h]	55.2	65.4	64.6	64.4	60.6	53.5
Top Speed [km/h]	69.4	68.3	65.7	65.2	63.2	59.0
Avg. Dist. to Rail [m]	1.9	1.3	1.8	2.9	7.4	6.4
Avg. Stride Freq. [Hz]	2.4	2.5	2.4	2.5	2.4	2.3
Avg. Stride Length [m]	6.5	7.1	7.4	7.3	7.0	6.5



- [] Ranking at each section and finish
- .-.- No data available at this section
- NA No data available