



Ladbrokes Cannon Park QLD Professional

Race 6: All Construction Approvals OPEN Handicap - 1500m

28 December 2024 - 14:07



Track Rating: Good 4, Weather: Fine, Rail Position: +0m Entire

Section		Overall	1400m	1200m	1000m	800m	600m	400m	Last 600m				
Field Times		1:27.68 (0:07.96)	1:19.72 (0:10.71)	1:09.01 (0:10.41)	0:58.60 (0:10.85)	0:47.75 (0:11.19)	0:36.56 (0:12.35)	0:24.21 (0:12.28)	0:36.56				
Rank	TAB Horse/Jockey	Barrier	Top Speed [km/h]	Fastest Section									Distance Travelled [m]
1	6 STRATHCONA Jackson Murphy	3	67.1 1200m	0:08.04 Overall	1:27.68 [1] (0:08.04)	1:19.64 [2] (0:11.14)	1:08.50 [3] (0:10.87)	0:57.63 [3] (0:11.19)	0:46.44 [2] (0:11.28)	0:35.16 [2] (0:11.76)	0:23.40 [4] (0:11.47)	0:35.16	
2	4 INCHING CLOSER Wanderson D'Avila	7	68.4 1400m	0:08.42 Overall	1:27.92 [2] (0:08.42)	1:19.50 [5] (0:11.02)	1:08.48 [5] (0:10.85)	0:57.63 [5] (0:11.38)	0:46.25 [5] (0:11.16)	0:35.09 [5] (0:11.65)	0:23.44 [5] (0:11.37)	0:35.09	-2
3	1 BATTLE CRY Ryan Wiggins	2	67.8 1400m	0:08.06 Overall	1:27.98 [3] (0:08.06)	1:19.92 [3] (0:10.98)	1:08.94 [2] (0:10.88)	0:58.06 [2] (0:11.42)	0:46.64 [3] (0:11.26)	0:35.38 [3] (0:11.53)	0:23.85 [2] (0:11.72)	0:35.38	-2
4	2 INDICTMENT Nathan Thomas	4	67.8 1400m	0:08.42 Overall	1:28.26 [4] (0:08.42)	1:19.84 [4] (0:10.90)	1:08.94 [4] (0:10.86)	0:58.08 [4] (0:11.36)	0:46.72 [4] (0:11.19)	0:35.53 [4] (0:11.42)	0:24.11 [3] (0:11.75)	0:35.53	-9
5	3 MYSTERY 'N' MAGIC Tyler Leslight	6	67.5 1400m	0:08.77 Overall	1:28.54 [5] (0:08.77)	1:19.77 [6] (0:11.01)	1:08.76 [6] (0:10.97)	0:57.79 [6] (0:11.36)	0:46.43 [6] (0:11.26)	0:35.17 [6] (0:11.50)	0:23.67 [6] (0:11.62)	0:35.17	-1
6	7 MASTER ORR Pietro Romeo	1	69.8 1200m	0:07.96 Overall	1:30.19 [6] (0:07.96)	1:22.23 [1] (0:10.71)	1:11.52 [1] (0:10.41)	1:01.11 [1] (0:10.85)	0:50.26 [1] (0:11.19)	0:39.07 [1] (0:12.35)	0:26.72 [1] (0:12.75)	0:39.07	+0

Scratched: Valenki (#5), Wong Way (#8)

[] Ranking at each section and finish
 -:-:- No data available at this section
 NA No data available

SCN Saddle cloth number
 DNF Did not finish
 DNT Did not track



Ladbrokes Cannon Park QLD Professional

Race 6: All Construction Approvals OPEN Handicap - 1500m

28 December 2024 - 14:07



Track Rating: Good 4, Weather: Fine, Rail Position: +0m Entire

Section							200m			Last 600m
Field Times							0:11.93			0:36.56
Rank	TAB	Horse/Jockey	Barrier	Top Speed [km/h]	Fastest Section	Margin				Distance Travelled [m]
1	6	STRATHCONA Jackson Murphy	3	67.1 1200m	0:08.04 Overall	0:11.93 [1] (0:11.93)	1:27.68		0:35.16	
2	4	INCHING CLOSER Wanderson D'Avila	7	68.4 1400m	0:08.42 Overall	0:12.07 [2] (0:12.07)	1.4L		0:35.09	-2
3	1	BATTLE CRY Ryan Wiggins	2	67.8 1400m	0:08.06 Overall	0:12.13 [3] (0:12.13)	1.73L		0:35.38	-2
4	2	INDICTMENT Nathan Thomas	4	67.8 1400m	0:08.42 Overall	0:12.36 [4] (0:12.36)	3.41L		0:35.53	-9
5	3	MYSTERY 'N' MAGIC Tyler Leslight	6	67.5 1400m	0:08.77 Overall	0:12.05 [6] (0:12.05)	5.07L		0:35.17	-1
6	7	MASTER ORR Pietro Romeo	1	69.8 1200m	0:07.96 Overall	0:13.97 [5] (0:13.97)	14.74L		0:39.07	+0

Scratched: Valenki (#5), Wong Way (#8)



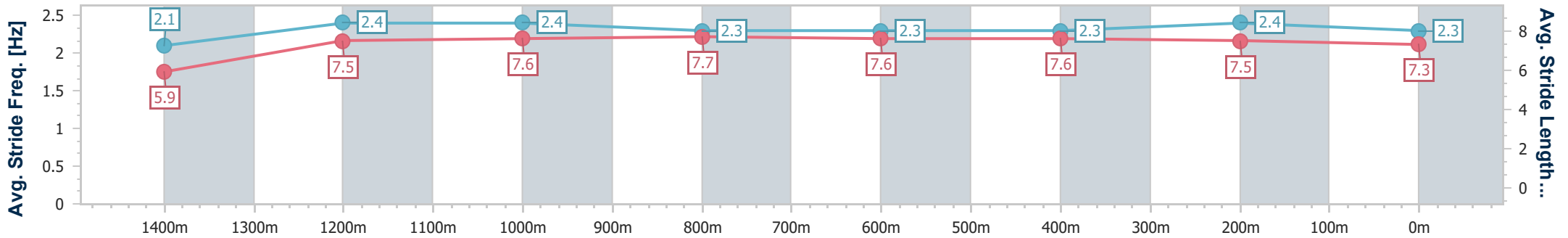
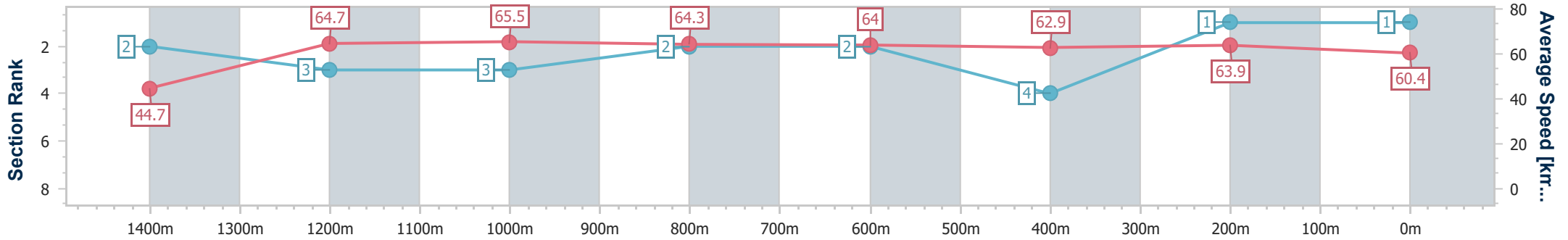
Horse/Jockey Name	Strathcona
Final Rank	1
Fastest Section Time (Section)	0:08.04 (Overall)
Top Speed [km/h] (Section)	67.1 (1200m)
Race State	Finished



Ladbrokes Cannon Park QLD Professional
 Race 6: All Construction Approvals OPEN Handicap - 1500m
 28 December 2024 - 14:07
 Track Rating: Good 4, Weather: Fine, Rail Position: +0m Entire



Section	Overall	1400m	1200m	1000m	800m	600m	400m	200m
Section Times	1:27.68 [1] (0:08.04)	1:19.64 [2] (0:11.14)	1:08.50 [3] (0:10.87)	0:57.63 [3] (0:11.19)	0:46.44 [2] (0:11.28)	0:35.16 [2] (0:11.76)	0:23.40 [4] (0:11.47)	0:11.93 [1] (0:11.93)
Average Speed [km/h]	44.7	64.7	65.5	64.3	64.0	62.9	63.9	60.4
Top Speed [km/h]	60.9	67.0	67.1	65.4	64.8	64.4	65.1	62.6
Avg. Dist. to Rail [m]	1.3	1.6	2.6	1.5	3.6	4.3	6.5	7.4
Avg. Stride Freq. [Hz]	2.1	2.4	2.4	2.3	2.3	2.3	2.4	2.3
Avg. Stride Length [m]	5.9	7.5	7.6	7.7	7.6	7.6	7.5	7.3



- [] Ranking at each section and finish
- .-.- No data available at this section
- NA No data available



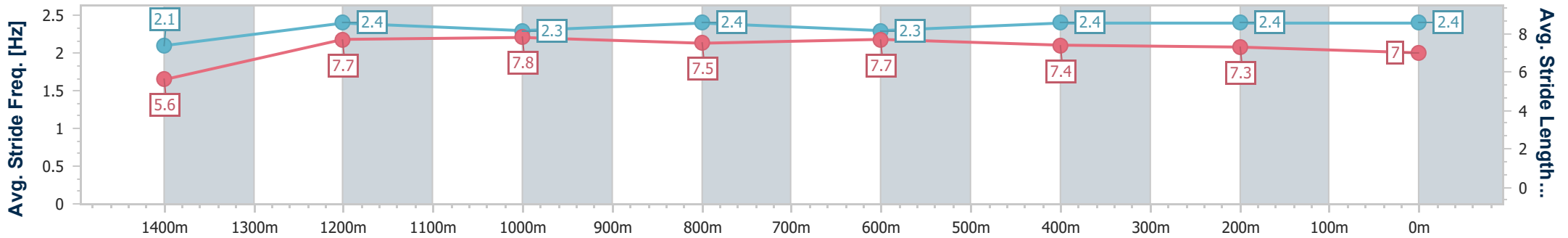
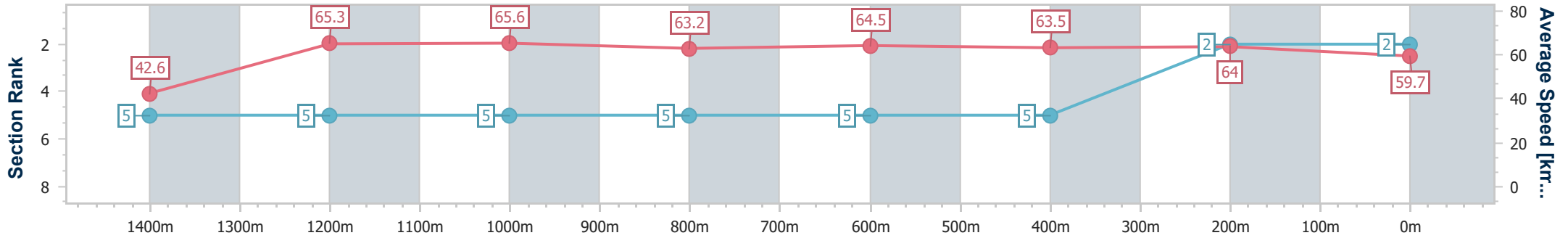
Horse/Jockey Name	Inching Closer
Final Rank	2
Fastest Section Time (Section)	0:08.42 (Overall)
Top Speed [km/h] (Section)	68.4 (1400m)
Race State	Finished



Ladbrokes Cannon Park QLD Professional
 Race 6: All Construction Approvals OPEN Handicap - 1500m
 28 December 2024 - 14:07
 Track Rating: Good 4, Weather: Fine, Rail Position: +0m Entire



Section	Overall	1400m	1200m	1000m	800m	600m	400m	200m
Section Times	1:27.92 [2] (0:08.42)	1:19.50 [5] (0:11.02)	1:08.48 [5] (0:10.85)	0:57.63 [5] (0:11.38)	0:46.25 [5] (0:11.16)	0:35.09 [5] (0:11.65)	0:23.44 [5] (0:11.37)	0:12.07 [2] (0:12.07)
Average Speed [km/h]	42.6	65.3	65.6	63.2	64.5	63.5	64.0	59.7
Top Speed [km/h]	59.3	68.4	68.2	64.3	66.0	65.7	65.6	63.0
Avg. Dist. to Rail [m]	1.9	2.9	3.4	1.6	4.0	4.3	4.9	7.7
Avg. Stride Freq. [Hz]	2.1	2.4	2.3	2.4	2.3	2.4	2.4	2.4
Avg. Stride Length [m]	5.6	7.7	7.8	7.5	7.7	7.4	7.3	7.0



- [] Ranking at each section and finish
- .-.- No data available at this section
- NA No data available



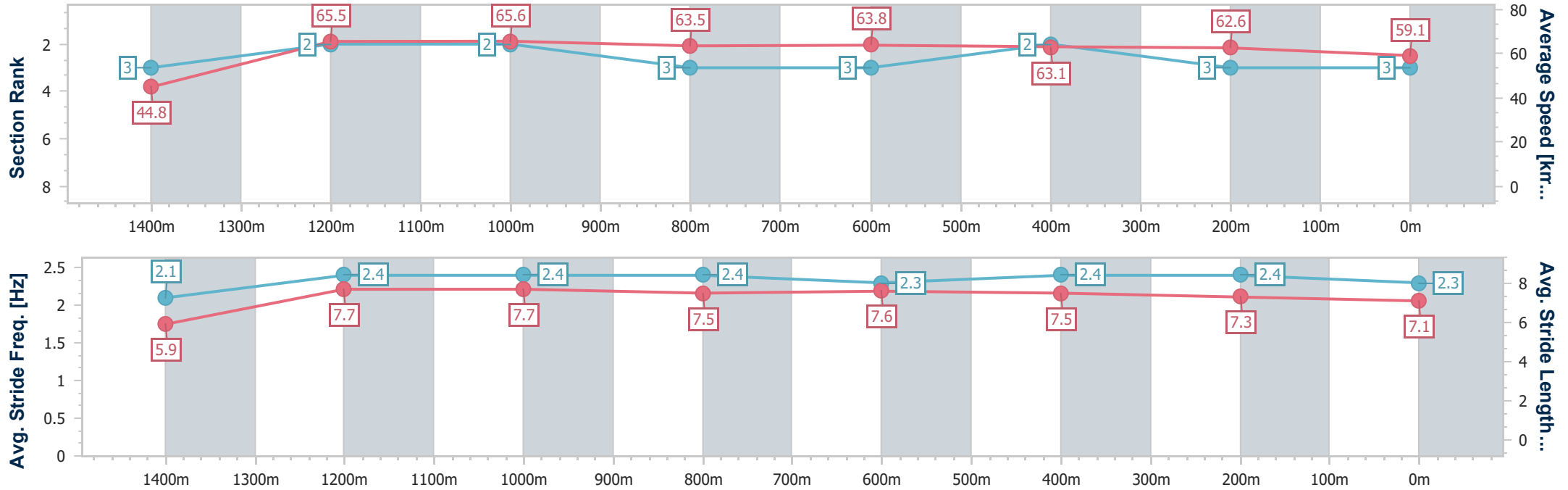
Horse/Jockey Name	Battle Cry
Final Rank	3
Fastest Section Time (Section)	0:08.06 (Overall)
Top Speed [km/h] (Section)	67.8 (1400m)
Race State	Finished



Ladbrokes Cannon Park QLD Professional
 Race 6: All Construction Approvals OPEN Handicap - 1500m
 28 December 2024 - 14:07
 Track Rating: Good 4, Weather: Fine, Rail Position: +0m Entire



Section	Overall	1400m	1200m	1000m	800m	600m	400m	200m
Section Times	1:27.98 [3] (0:08.06)	1:19.92 [3] (0:10.98)	1:08.94 [2] (0:10.88)	0:58.06 [2] (0:11.42)	0:46.64 [3] (0:11.26)	0:35.38 [3] (0:11.53)	0:23.85 [2] (0:11.72)	0:12.13 [3] (0:12.13)
Average Speed [km/h]	44.8	65.5	65.6	63.5	63.8	63.1	62.6	59.1
Top Speed [km/h]	61.7	67.8	67.1	65.0	65.2	64.2	63.8	61.5
Avg. Dist. to Rail [m]	1.1	3.7	3.5	1.7	2.0	1.6	6.0	7.6
Avg. Stride Freq. [Hz]	2.1	2.4	2.4	2.4	2.3	2.4	2.4	2.3
Avg. Stride Length [m]	5.9	7.7	7.7	7.5	7.6	7.5	7.3	7.1



- [] Ranking at each section and finish
- .-.- No data available at this section
- NA No data available



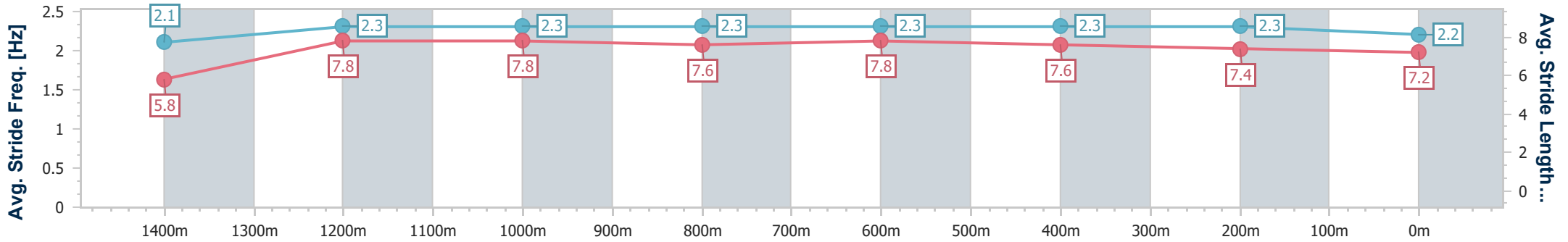
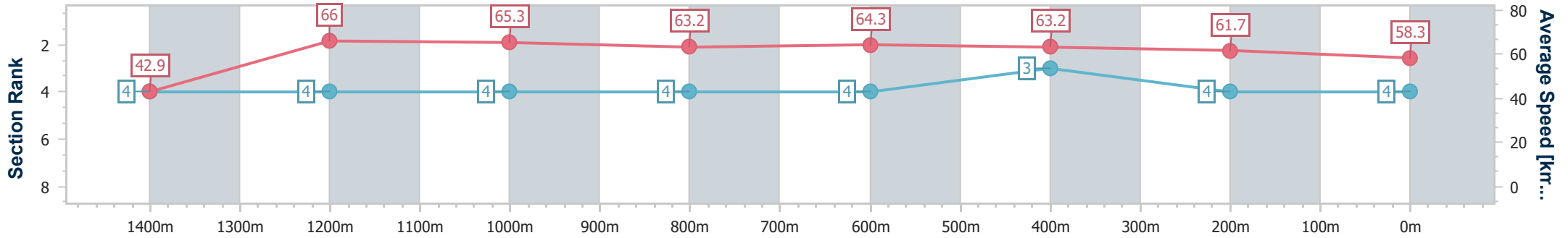
Horse/Jockey Name	Indictment
Final Rank	4
Fastest Section Time (Section)	0:08.42 (Overall)
Top Speed [km/h] (Section)	67.8 (1400m)
Race State	Finished



Ladbrokes Cannon Park QLD Professional
 Race 6: All Construction Approvals OPEN Handicap - 1500m
 28 December 2024 - 14:07
 Track Rating: Good 4, Weather: Fine, Rail Position: +0m Entire



Section	Overall	1400m	1200m	1000m	800m	600m	400m	200m
Section Times	1:28.26 [4] (0:08.42)	1:19.84 [4] (0:10.90)	1:08.94 [4] (0:10.86)	0:58.08 [4] (0:11.36)	0:46.72 [4] (0:11.19)	0:35.53 [4] (0:11.42)	0:24.11 [3] (0:11.75)	0:12.36 [4] (0:12.36)
Average Speed [km/h]	42.9	66.0	65.3	63.2	64.3	63.2	61.7	58.3
Top Speed [km/h]	62.3	67.8	67.4	64.6	64.9	64.3	63.8	59.6
Avg. Dist. to Rail [m]	1.2	3.6	3.6	0.9	0.9	0.9	3.8	7.0
Avg. Stride Freq. [Hz]	2.1	2.3	2.3	2.3	2.3	2.3	2.3	2.2
Avg. Stride Length [m]	5.8	7.8	7.8	7.6	7.8	7.6	7.4	7.2



- [] Ranking at each section and finish
- .-.- No data available at this section
- NA No data available



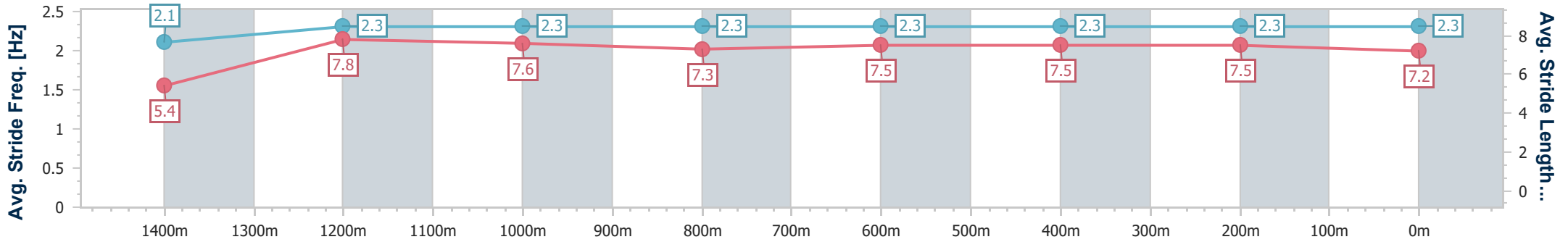
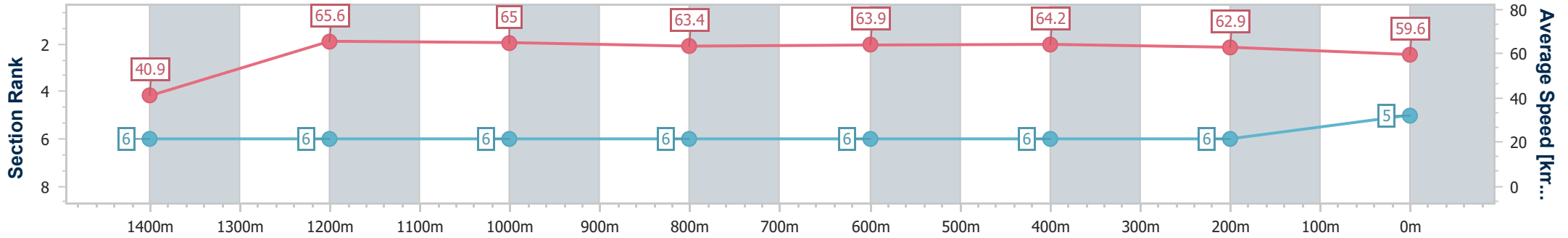
Horse/Jockey Name	Mystery 'N' Magic
Final Rank	5
Fastest Section Time (Section)	0:08.77 (Overall)
Top Speed [km/h] (Section)	67.5 (1400m)
Race State	Finished



Ladbrokes Cannon Park QLD Professional
 Race 6: All Construction Approvals OPEN Handicap - 1500m
 28 December 2024 - 14:07
 Track Rating: Good 4, Weather: Fine, Rail Position: +0m Entire



Section	Overall	1400m	1200m	1000m	800m	600m	400m	200m
Section Times	1:28.54 [5] (0:08.77)	1:19.77 [6] (0:11.01)	1:08.76 [6] (0:10.97)	0:57.79 [6] (0:11.36)	0:46.43 [6] (0:11.26)	0:35.17 [6] (0:11.50)	0:23.67 [6] (0:11.62)	0:12.05 [6] (0:12.05)
Average Speed [km/h]	40.9	65.6	65.0	63.4	63.9	64.2	62.9	59.6
Top Speed [km/h]	61.5	67.5	66.1	64.7	65.4	65.6	64.6	61.9
Avg. Dist. to Rail [m]	4.0	1.0	1.9	1.7	4.3	3.7	6.1	9.3
Avg. Stride Freq. [Hz]	2.1	2.3	2.3	2.3	2.3	2.3	2.3	2.3
Avg. Stride Length [m]	5.4	7.8	7.6	7.3	7.5	7.5	7.5	7.2



- [] Ranking at each section and finish
- .-.- No data available at this section
- NA No data available



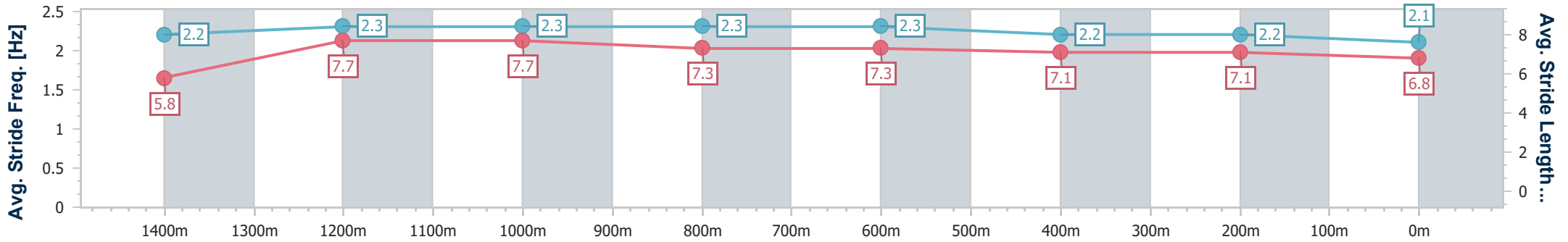
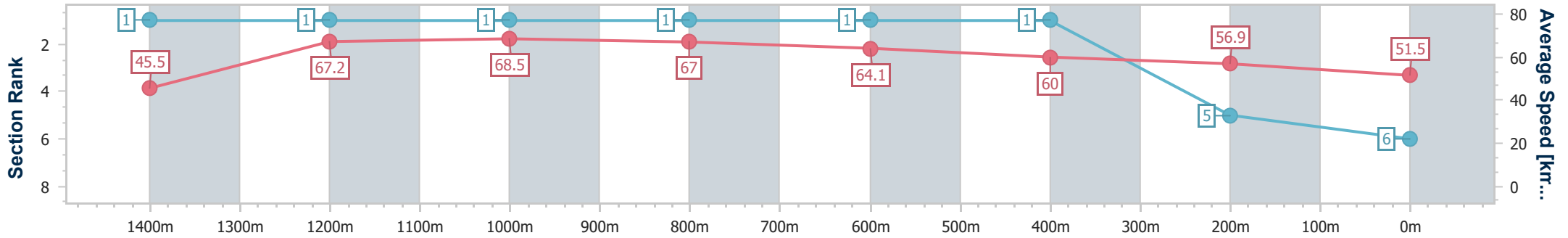
Horse/Jockey Name	Master Orr
Final Rank	6
Fastest Section Time (Section)	0:07.96 (Overall)
Top Speed [km/h] (Section)	69.8 (1200m)
Race State	Finished



Ladbrokes Cannon Park QLD Professional
 Race 6: All Construction Approvals OPEN Handicap - 1500m
 28 December 2024 - 14:07
 Track Rating: Good 4, Weather: Fine, Rail Position: +0m Entire



Section	Overall	1400m	1200m	1000m	800m	600m	400m	200m
Section Times	1:30.19 [6] (0:07.96)	1:22.23 [1] (0:10.71)	1:11.52 [1] (0:10.41)	1:01.11 [1] (0:10.85)	0:50.26 [1] (0:11.19)	0:39.07 [1] (0:12.35)	0:26.72 [1] (0:12.75)	0:13.97 [5] (0:13.97)
Average Speed [km/h]	45.5	67.2	68.5	67.0	64.1	60.0	56.9	51.5
Top Speed [km/h]	64.8	68.2	69.8	68.2	65.9	62.6	58.9	55.6
Avg. Dist. to Rail [m]	0.9	2.6	2.6	1.6	6.9	5.3	2.2	4.4
Avg. Stride Freq. [Hz]	2.2	2.3	2.3	2.3	2.3	2.2	2.2	2.1
Avg. Stride Length [m]	5.8	7.7	7.7	7.3	7.3	7.1	7.1	6.8



- [] Ranking at each section and finish
- .-.-.- No data available at this section
- NA No data available