



Eagle Farm QLD Professional

Race 7: MAGIC MILLIONS VO ROGUE PLATE - 1300m

28 December 2024 - 15:53



BRISBANE
RACING CLUB

Track Rating: Good 3, Weather: Fine, Rail Position: +6.5m 1000m-400m; +6m Remainder

Section	Field Times	Overall	1200m	1000m	800m	600m	400m	Last 600m				
		1:15.22 (0:07.77)	1:07.45 (0:10.65)	0:56.80 (0:11.10)	0:45.70 (0:11.28)	0:34.42 (0:11.24)	0:23.18 (0:11.19)	0:34.42				
Rank	TAB Horse/Jockey	Barrier	Top Speed [km/h]	Fastest Section	Overall	1200m	1000m	800m	600m	400m	Last 600m	Distance Travelled [m]
1	7 GIVE ME SPACE Luke Dempsey	14	69.6 400m	0:08.32 Overall	1:15.22 [1] (0:08.32)	1:06.90 [12] (0:11.34)	0:55.56 [14] (0:11.42)	0:44.14 [14] (0:11.17)	0:32.97 [14] (0:11.04)	0:21.93 [14] (0:10.59)	0:32.97	
2	4 STREET CHASE Taylor Marshall	11	69.2 1200m	0:07.77 Overall	1:15.25 [2] (0:07.77)	1:07.48 [1] (0:10.71)	0:56.77 [2] (0:11.21)	0:45.56 [2] (0:11.36)	0:34.20 [2] (0:11.14)	0:23.06 [2] (0:11.07)	0:34.20	-4
3	6 HELLA FAST Kyle Wilson-Taylor	6	67.5 600m	0:07.79 Overall	1:15.37 [3] (0:07.79)	1:07.58 [3] (0:10.95)	0:56.63 [4] (0:11.30)	0:45.33 [4] (0:11.20)	0:34.13 [4] (0:11.03)	0:23.10 [3] (0:11.19)	0:34.13	-5
4	12 ZOUBABY Jason Collett	8	69.0 400m	0:08.21 Overall	1:15.43 [4] (0:08.21)	1:07.22 [9] (0:11.06)	0:56.16 [10] (0:11.25)	0:44.91 [8] (0:11.22)	0:33.69 [8] (0:11.00)	0:22.69 [7] (0:10.75)	0:33.69	-8
5	3 CATOGGIO Vlad Duric	2	69.1 1200m	0:07.78 Overall	1:15.43 [5] (0:07.78)	1:07.65 [2] (0:10.64)	0:57.01 [1] (0:11.10)	0:45.91 [1] (0:11.28)	0:34.63 [1] (0:11.24)	0:23.39 [1] (0:11.19)	0:34.63	-5
6	1 BOSUSTOW Joshua Parr	5	67.6 400m	0:08.23 Overall	1:15.55 [6] (0:08.23)	1:07.32 [10] (0:11.26)	0:56.06 [13] (0:11.35)	0:44.71 [13] (0:11.10)	0:33.61 [12] (0:10.96)	0:22.65 [9] (0:10.81)	0:33.61	-8
7	9 BOOMTOWN BOSS Ryan Maloney	9	68.8 400m	0:07.88 Overall	1:15.56 [7] (0:07.88)	1:07.68 [6] (0:11.13)	0:56.55 [7] (0:11.47)	0:45.08 [7] (0:11.27)	0:33.81 [9] (0:11.23)	0:22.58 [11] (0:10.77)	0:33.81	+8
8	2 SUPERALLOY Angela Jones	10	67.2 1200m	0:07.81 Overall	1:15.77 [8] (0:07.81)	1:07.96 [5] (0:10.79)	0:57.17 [3] (0:11.18)	0:45.99 [3] (0:11.35)	0:34.64 [3] (0:11.21)	0:23.43 [4] (0:11.33)	0:34.64	-5
9	11 I'M ZAC Samantha Collett	1	68.1 1200m	0:07.96 Overall	1:15.90 [9] (0:07.96)	1:07.94 [7] (0:11.02)	0:56.92 [6] (0:11.34)	0:45.58 [6] (0:11.19)	0:34.39 [6] (0:11.12)	0:23.27 [6] (0:11.07)	0:34.39	-10
10	14 BOLLINGER MISS Martin Harley	4	67.0 1200m	0:08.32 Overall	1:15.93 [10] (0:08.32)	1:07.61 [12] (0:10.93)	0:56.68 [8] (0:11.30)	0:45.38 [9] (0:11.11)	0:34.27 [7] (0:11.11)	0:23.16 [8] (0:11.15)	0:34.27	-6

Scratched: Socrazyinlove (#15), Superhero (#16), Blitzum (#17)

[] Ranking at each section and finish
 -:-:- No data available at this section
 NA No data available

SCN Saddle cloth number
 DNF Did not finish
 DNT Did not track



Eagle Farm QLD Professional

Race 7: MAGIC MILLIONS VO ROGUE PLATE - 1300m

28 December 2024 - 15:53



BRISBANE
RACING CLUB

Track Rating: Good 3, Weather: Fine, Rail Position: +6.5m 1000m-400m; +6m Remainder

Section	Overall	1200m	1000m	800m	600m	400m	Last 600m
Field Times	1:15.22 (0:07.77)	1:07.45 (0:10.65)	0:56.80 (0:11.10)	0:45.70 (0:11.28)	0:34.42 (0:11.24)	0:23.18 (0:11.19)	0:34.42

Rank	TAB	Horse/Jockey	Barrier	Top Speed [km/h]	Fastest Section	Overall	1200m	1000m	800m	600m	400m	Last 600m	Distance Travelled [m]
11	13	BREAK FREE Nikita Beriman	7	68.5 1200m	0:07.79 Overall	1:16.05 [11] (0:07.79)	1:08.26 [4] (0:11.02)	0:57.24 [5] (0:11.28)	0:45.96 [5] (0:11.29)	0:34.67 [5] (0:11.15)	0:23.52 [5] (0:11.20)	0:34.67	-1
12	8	MISTER BIANCO Michael Rodd	13	68.3 600m	0:08.23 Overall	1:16.09 [12] (0:08.23)	1:07.86 [10] (0:11.10)	0:56.76 [11] (0:11.30)	0:45.46 [10] (0:11.34)	0:34.12 [13] (0:11.02)	0:23.10 [12] (0:10.97)	0:34.12	+8
13	10	SUJEED Andrew Mallyon	3	65.4 400m	0:08.04 Overall	1:16.58 [13] (0:08.04)	1:08.54 [8] (0:11.21)	0:57.33 [8] (0:11.46)	0:45.87 [11] (0:11.23)	0:34.64 [11] (0:11.19)	0:23.45 [13] (0:11.21)	0:34.64	-6
14	5	RAIKKONEN Chad Schofield	12	70.1 1200m	0:08.65 Overall	1:16.80 [14] (0:08.65)	1:08.15 [14] (0:10.80)	0:57.35 [12] (0:11.38)	0:45.97 [12] (0:11.04)	0:34.93 [10] (0:11.09)	0:23.84 [10] (0:11.33)	0:34.93	+3

Scratched: Socrazyinlove (#15), Superhero (#16), Blitzum (#17)

[] Ranking at each section and finish
 -:-:-:- No data available at this section
 NA No data available

SCN Saddle cloth number
 DNF Did not finish
 DNT Did not track



Eagle Farm QLD Professional
Race 7: MAGIC MILLIONS VO ROGUE PLATE - 1300m
28 December 2024 - 15:53



Track Rating: Good 3, Weather: Fine, Rail Position: +6.5m 1000m-400m; +6m Remainder

Section							200m			Last 600m
Field Times							0:11.99			0:34.42
Rank	TAB	Horse/Jockey	Barrier	Top Speed [km/h]	Fastest Section	Margin				Distance Travelled [m]
1	7	GIVE ME SPACE Luke Dempsey	14	69.6 400m	0:08.32 Overall	0:11.34 [10] (0:11.34)	1:15.22		0:32.97	
2	4	STREET CHASE Taylor Marshall	11	69.2 1200m	0:07.77 Overall	0:11.99 [2] (0:11.99)	0.17L		0:34.20	-4
3	6	HELLA FAST Kyle Wilson-Taylor	6	67.5 600m	0:07.79 Overall	0:11.91 [3] (0:11.91)	0.9L		0:34.13	-5
4	12	ZOUBABY Jason Collett	8	69.0 400m	0:08.21 Overall	0:11.94 [4] (0:11.94)	1.22L		0:33.69	-8
5	3	CATOGGIO Vlad Duric	2	69.1 1200m	0:07.78 Overall	0:12.20 [1] (0:12.20)	1.26L		0:34.63	-5
6	1	BOSUSTOW Joshua Parr	5	67.6 400m	0:08.23 Overall	0:11.84 [7] (0:11.84)	1.96L		0:33.61	-8
7	9	BOOMTOWN BOSS Ryan Maloney	9	68.8 400m	0:07.88 Overall	0:11.81 [9] (0:11.81)	2.03L		0:33.81	+8
8	2	SUPERALLOY Angela Jones	10	67.2 1200m	0:07.81 Overall	0:12.10 [5] (0:12.10)	3.22L		0:34.64	-5
9	11	I'M ZAC Samantha Collett	1	68.1 1200m	0:07.96 Overall	0:12.20 [6] (0:12.20)	4.03L		0:34.39	-10
10	14	BOLLINGER MISS Martin Harley	4	67.0 1200m	0:08.32 Overall	0:12.01 [11] (0:12.01)	4.19L		0:34.27	-6

Scratched: Socrazyinlove (#15), Superhero (#16), Blitzum (#17)

[] Ranking at each section and finish
 -:-:- No data available at this section
 NA No data available

SCN Saddle cloth number
 DNF Did not finish
 DNT Did not track



Eagle Farm QLD Professional

Race 7: MAGIC MILLIONS VO ROGUE PLATE - 1300m

28 December 2024 - 15:53



BRISBANE
RACING CLUB

Track Rating: Good 3, Weather: Fine, Rail Position: +6.5m 1000m-400m; +6m Remainder

Section				200m				Last 600m	
Field Times				0:11.99 (0:11.99)				0:34.42	
Rank	TAB	Horse/Jockey	Barrier	Top Speed [km/h]	Fastest Section	Margin			Distance Travelled [m]
11	13	BREAK FREE Nikita Beriman	7	68.5 1200m	0:07.79 Overall	0:12.32 [8] (0:12.32)	4.9L		0:34.67 -1
12	8	MISTER BIANCO Michael Rodd	13	68.3 600m	0:08.23 Overall	0:12.13 [12] (0:12.13)	5.12L		0:34.12 +8
13	10	SUJEED Andrew Mallyon	3	65.4 400m	0:08.04 Overall	0:12.24 [14] (0:12.24)	8L		0:34.64 -6
14	5	RAIKKONEN Chad Schofield	12	70.1 1200m	0:08.65 Overall	0:12.51 [13] (0:12.51)	9.33L		0:34.93 +3

Scratched: Socrazyinlove (#15), Superhero (#16), Blitzum (#17)

[] Ranking at each section and finish
 -:-:-:- No data available at this section
 NA No data available

SCN Saddle cloth number
 DNF Did not finish
 DNT Did not track



Horse/Jockey Name	Give Me Space
Final Rank	1
Fastest Section Time (Section)	0:08.32 (Overall)
Top Speed [km/h] (Section)	69.6 (400m)
Race State	Finished



Eagle Farm QLD Professional

Race 7: MAGIC MILLIONS VO ROGUE PLATE - 1300m

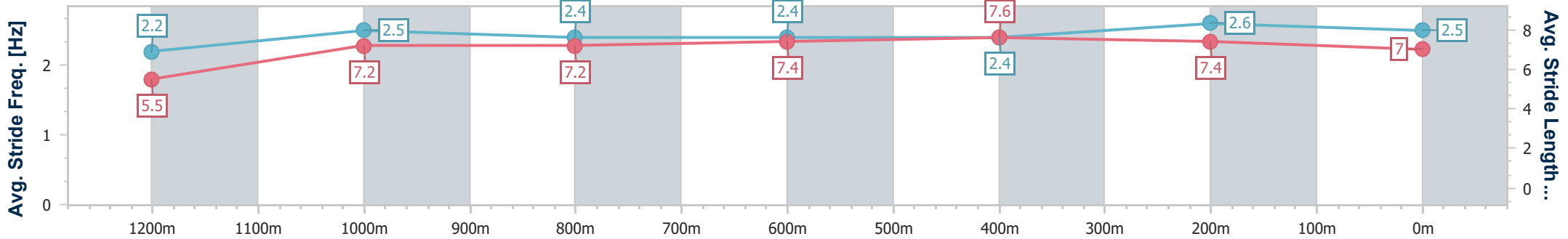
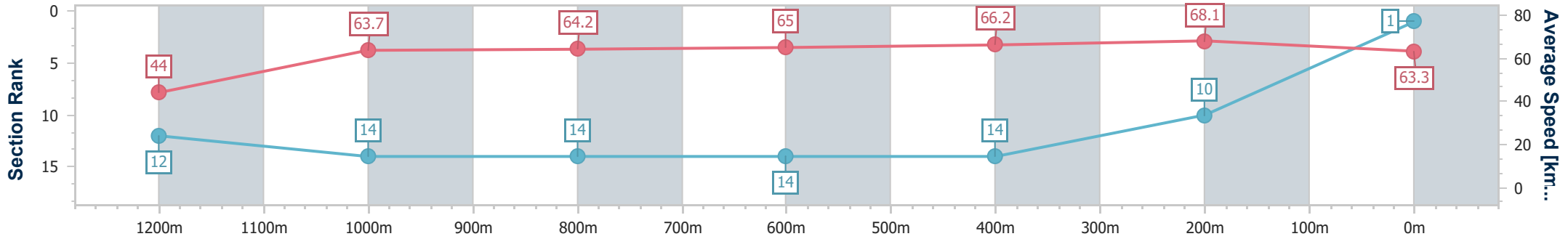
28 December 2024 - 15:53

Track Rating: Good 3, Weather: Fine, Rail Position: +6.5m 1000m-400m; +6m Remainder



BRISBANE RACING CLUB

Section	Overall	1200m	1000m	800m	600m	400m	200m
Section Times	1:15.22 [1] (0:08.32)	1:06.90 [12] (0:11.34)	0:55.56 [14] (0:11.42)	0:44.14 [14] (0:11.17)	0:32.97 [14] (0:11.04)	0:21.93 [14] (0:10.59)	0:11.34 [10] (0:11.34)
Average Speed [km/h]	44.0	63.7	64.2	65.0	66.2	68.1	63.3
Top Speed [km/h]	59.6	65.5	66.9	66.8	68.6	69.6	66.5
Avg. Dist. to Rail [m]	15.6	4.8	2.9	2.2	3.0	11.4	11.5
Avg. Stride Freq. [Hz]	2.2	2.5	2.4	2.4	2.4	2.6	2.5
Avg. Stride Length [m]	5.5	7.2	7.2	7.4	7.6	7.4	7.0



- [] Ranking at each section and finish
- .-.- No data available at this section
- NA No data available



Horse/Jockey Name	Street Chase
Final Rank	2
Fastest Section Time (Section)	0:07.77 (Overall)
Top Speed [km/h] (Section)	69.2 (1200m)
Race State	Finished



Eagle Farm QLD Professional

Race 7: MAGIC MILLIONS VO ROGUE PLATE - 1300m

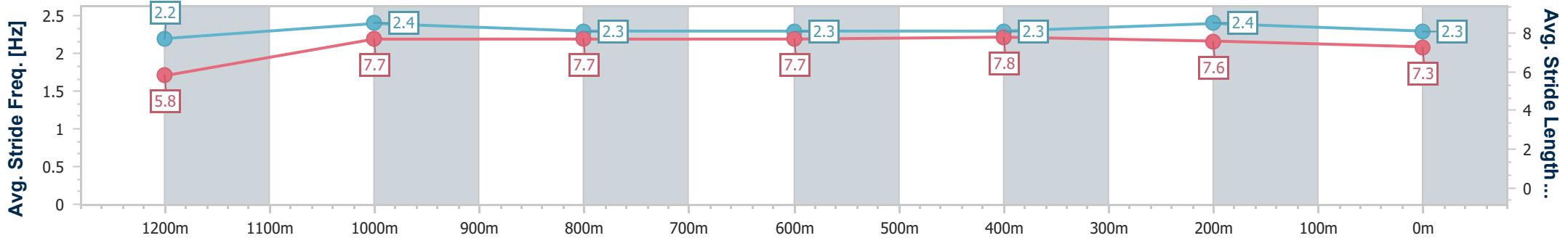
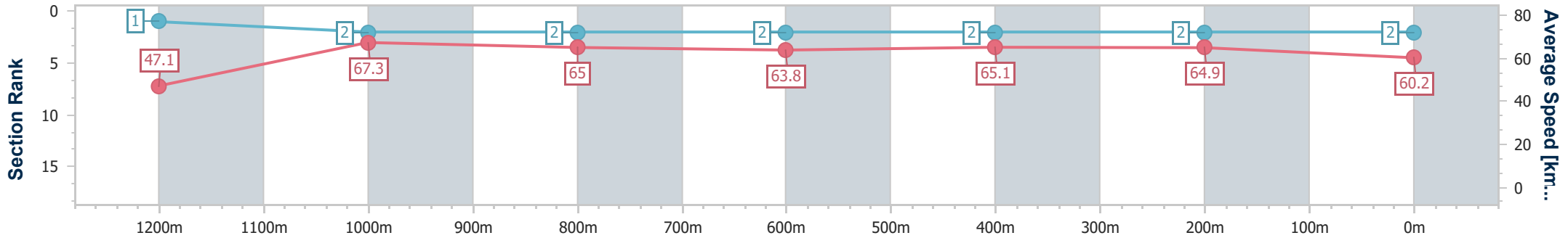
28 December 2024 - 15:53

Track Rating: Good 3, Weather: Fine, Rail Position: +6.5m 1000m-400m; +6m Remainder



BRISBANE RACING CLUB

Section	Overall	1200m	1000m	800m	600m	400m	200m
Section Times	1:15.25 [2] (0:07.77)	1:07.48 [1] (0:10.71)	0:56.77 [2] (0:11.21)	0:45.56 [2] (0:11.36)	0:34.20 [2] (0:11.14)	0:23.06 [2] (0:11.07)	0:11.99 [2] (0:11.99)
Average Speed [km/h]	47.1	67.3	65.0	63.8	65.1	64.9	60.2
Top Speed [km/h]	64.7	69.2	67.6	65.4	66.4	65.9	63.7
Avg. Dist. to Rail [m]	13.8	6.7	2.3	1.6	1.0	6.7	8.4
Avg. Stride Freq. [Hz]	2.2	2.4	2.3	2.3	2.3	2.4	2.3
Avg. Stride Length [m]	5.8	7.7	7.7	7.7	7.8	7.6	7.3



- [] Ranking at each section and finish
- .-.- No data available at this section
- NA No data available



Horse/Jockey Name	Hella Fast
Final Rank	3
Fastest Section Time (Section)	0:07.79 (Overall)
Top Speed [km/h] (Section)	67.5 (600m)
Race State	Finished



Eagle Farm QLD Professional

Race 7: MAGIC MILLIONS VO ROGUE PLATE - 1300m

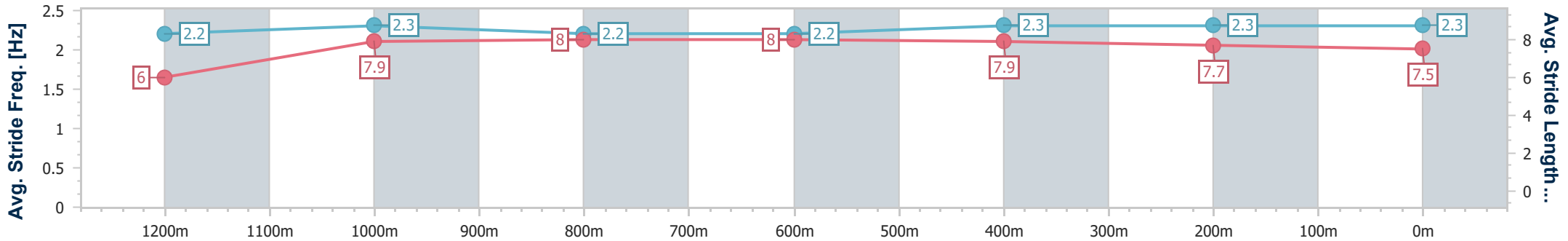
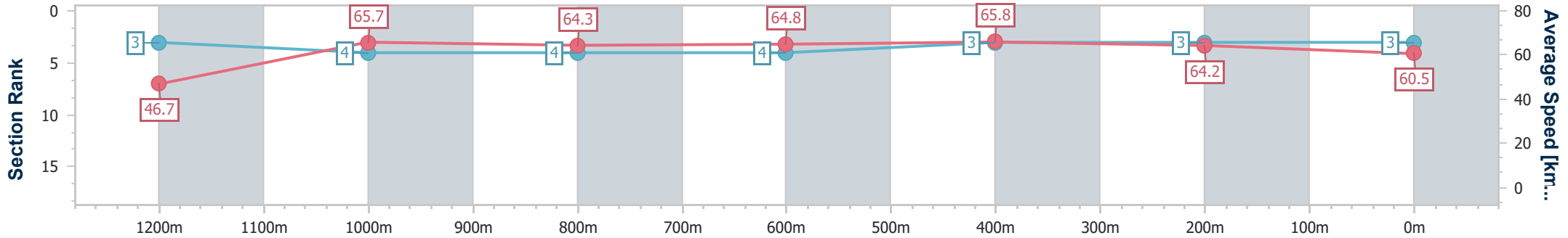
28 December 2024 - 15:53

Track Rating: Good 3, Weather: Fine, Rail Position: +6.5m 1000m-400m; +6m Remainder



BRISBANE RACING CLUB

Section	Overall	1200m	1000m	800m	600m	400m	200m
Section Times	1:15.37 [3] (0:07.79)	1:07.58 [3] (0:10.95)	0:56.63 [4] (0:11.30)	0:45.33 [4] (0:11.20)	0:34.13 [4] (0:11.03)	0:23.10 [3] (0:11.19)	0:11.91 [3] (0:11.91)
Average Speed [km/h]	46.7	65.7	64.3	64.8	65.8	64.2	60.5
Top Speed [km/h]	64.4	66.5	65.4	65.4	67.5	67.3	62.7
Avg. Dist. to Rail [m]	9.6	3.4	2.1	1.0	1.4	7.5	6.3
Avg. Stride Freq. [Hz]	2.2	2.3	2.2	2.2	2.3	2.3	2.3
Avg. Stride Length [m]	6.0	7.9	8.0	8.0	7.9	7.7	7.5



- [] Ranking at each section and finish
- .-.- No data available at this section
- NA No data available



Horse/Jockey Name	Zoubaby
Final Rank	4
Fastest Section Time (Section)	0:08.21 (Overall)
Top Speed [km/h] (Section)	69.0 (400m)
Race State	Finished



Eagle Farm QLD Professional

Race 7: MAGIC MILLIONS VO ROGUE PLATE - 1300m

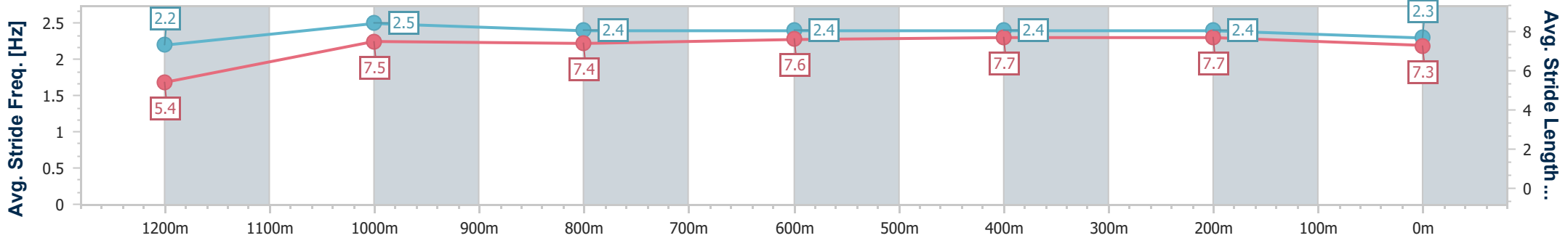
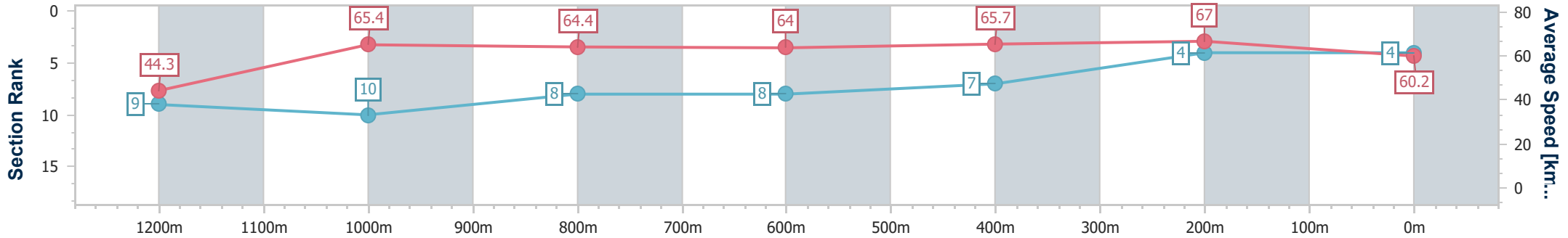
28 December 2024 - 15:53

Track Rating: Good 3, Weather: Fine, Rail Position: +6.5m 1000m-400m; +6m Remainder



BRISBANE RACING CLUB

Section	Overall	1200m	1000m	800m	600m	400m	200m
Section Times	1:15.43 [4] (0:08.21)	1:07.22 [9] (0:11.06)	0:56.16 [10] (0:11.25)	0:44.91 [8] (0:11.22)	0:33.69 [8] (0:11.00)	0:22.69 [7] (0:10.75)	0:11.94 [4] (0:11.94)
Average Speed [km/h]	44.3	65.4	64.4	64.0	65.7	67.0	60.2
Top Speed [km/h]	64.3	66.1	66.9	65.1	67.4	69.0	63.8
Avg. Dist. to Rail [m]	11.3	4.4	1.7	0.3	0.4	2.8	2.3
Avg. Stride Freq. [Hz]	2.2	2.5	2.4	2.4	2.4	2.4	2.3
Avg. Stride Length [m]	5.4	7.5	7.4	7.6	7.7	7.7	7.3



- [] Ranking at each section and finish
- .-.- No data available at this section
- NA No data available



Horse/Jockey Name	Catoggio
Final Rank	5
Fastest Section Time (Section)	0:07.78 (Overall)
Top Speed [km/h] (Section)	69.1 (1200m)
Race State	Finished



Eagle Farm QLD Professional

Race 7: MAGIC MILLIONS VO ROGUE PLATE - 1300m

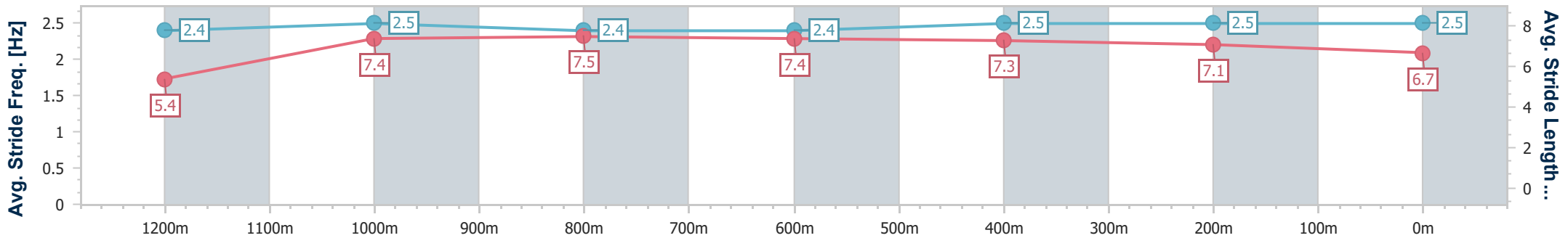
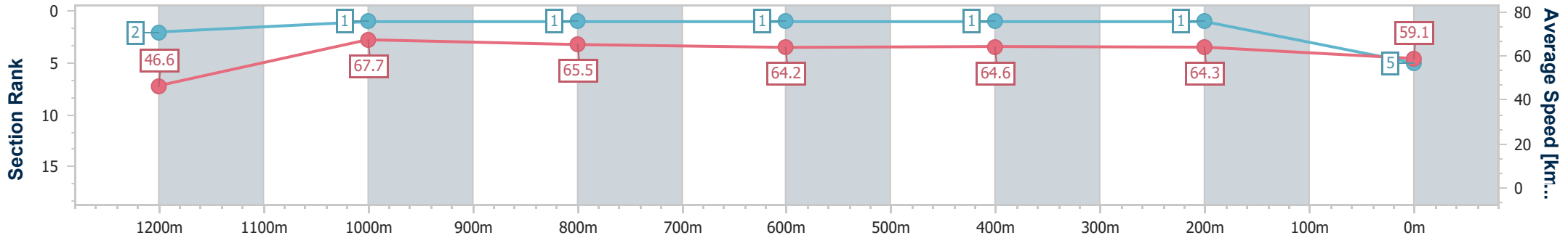
28 December 2024 - 15:53

Track Rating: Good 3, Weather: Fine, Rail Position: +6.5m 1000m-400m; +6m Remainder



BRISBANE RACING CLUB

Section	Overall	1200m	1000m	800m	600m	400m	200m
Section Times	1:15.43 [5] (0:07.78)	1:07.65 [2] (0:10.64)	0:57.01 [1] (0:11.10)	0:45.91 [1] (0:11.28)	0:34.63 [1] (0:11.24)	0:23.39 [1] (0:11.19)	0:12.20 [1] (0:12.20)
Average Speed [km/h]	46.6	67.7	65.5	64.2	64.6	64.3	59.1
Top Speed [km/h]	63.9	69.1	66.2	66.4	65.9	65.9	62.5
Avg. Dist. to Rail [m]	5.9	1.4	1.5	1.7	1.7	7.6	8.5
Avg. Stride Freq. [Hz]	2.4	2.5	2.4	2.4	2.5	2.5	2.5
Avg. Stride Length [m]	5.4	7.4	7.5	7.4	7.3	7.1	6.7



- [] Ranking at each section and finish
- .-.- No data available at this section
- NA No data available



Horse/Jockey Name	Bosustow
Final Rank	6
Fastest Section Time (Section)	0:08.23 (Overall)
Top Speed [km/h] (Section)	67.6 (400m)
Race State	Finished



Eagle Farm QLD Professional

Race 7: MAGIC MILLIONS VO ROGUE PLATE - 1300m

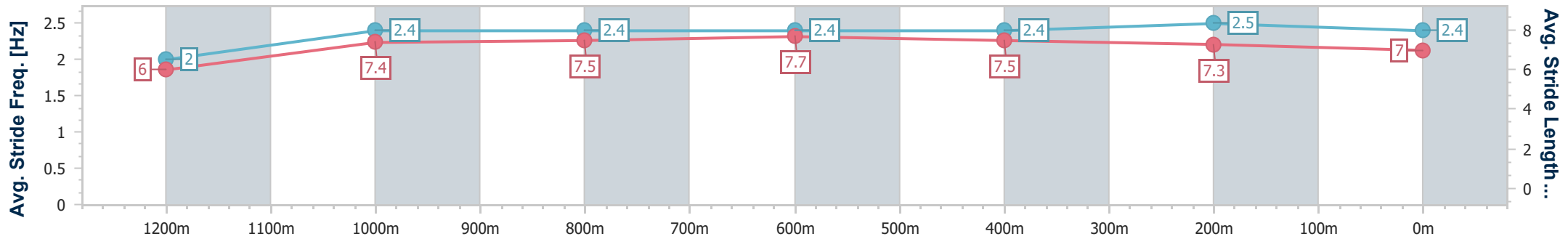
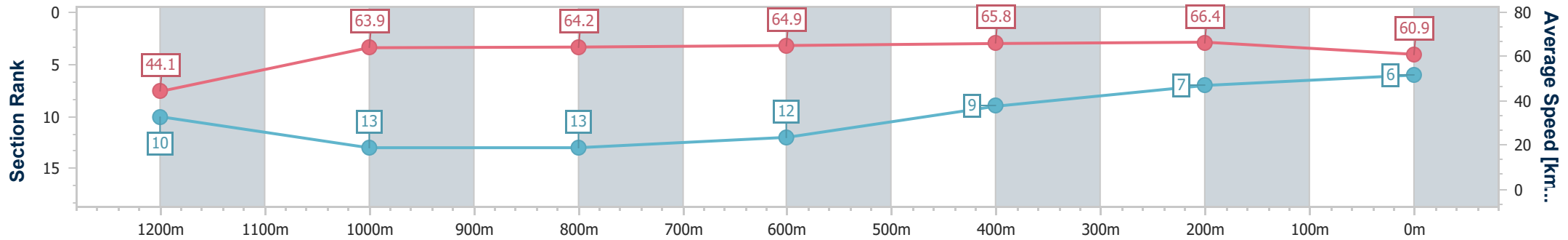
28 December 2024 - 15:53

Track Rating: Good 3, Weather: Fine, Rail Position: +6.5m 1000m-400m; +6m Remainder



BRISBANE RACING CLUB

Section	Overall	1200m	1000m	800m	600m	400m	200m
Section Times	1:15.55 [6] (0:08.23)	1:07.32 [10] (0:11.26)	0:56.06 [13] (0:11.35)	0:44.71 [13] (0:11.10)	0:33.61 [12] (0:10.96)	0:22.65 [9] (0:10.81)	0:11.84 [7] (0:11.84)
Average Speed [km/h]	44.1	63.9	64.2	64.9	65.8	66.4	60.9
Top Speed [km/h]	61.3	66.1	65.1	65.9	67.1	67.6	64.4
Avg. Dist. to Rail [m]	8.3	2.8	1.6	0.4	0.8	5.6	5.3
Avg. Stride Freq. [Hz]	2.0	2.4	2.4	2.4	2.4	2.5	2.4
Avg. Stride Length [m]	6.0	7.4	7.5	7.7	7.5	7.3	7.0



- [] Ranking at each section and finish
- .-.- No data available at this section
- NA No data available



Horse/Jockey Name	Boomtown Boss
Final Rank	7
Fastest Section Time (Section)	0:07.88 (Overall)
Top Speed [km/h] (Section)	68.8 (400m)
Race State	Finished



Eagle Farm QLD Professional

Race 7: MAGIC MILLIONS VO ROGUE PLATE - 1300m

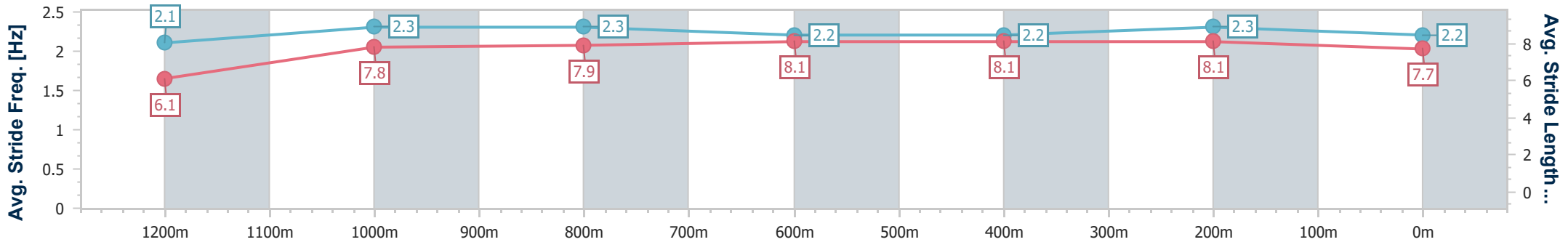
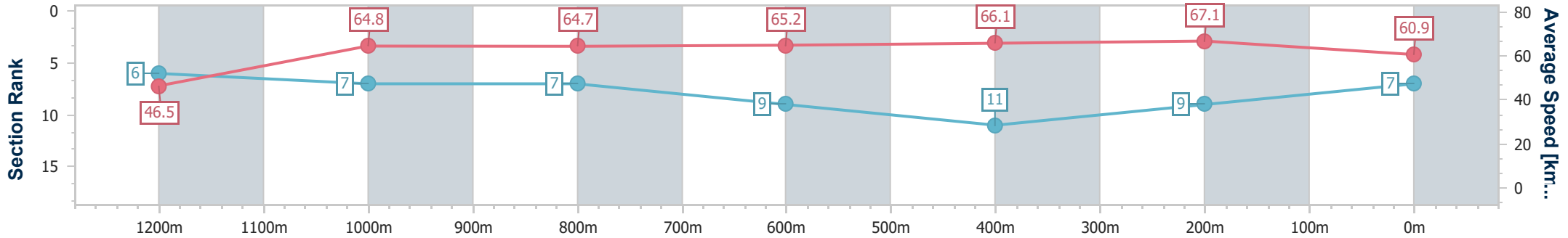
28 December 2024 - 15:53

Track Rating: Good 3, Weather: Fine, Rail Position: +6.5m 1000m-400m; +6m Remainder



BRISBANE RACING CLUB

Section	Overall	1200m	1000m	800m	600m	400m	200m
Section Times	1:15.56 [7] (0:07.88)	1:07.68 [6] (0:11.13)	0:56.55 [7] (0:11.47)	0:45.08 [7] (0:11.27)	0:33.81 [9] (0:11.23)	0:22.58 [11] (0:10.77)	0:11.81 [9] (0:11.81)
Average Speed [km/h]	46.5	64.8	64.7	65.2	66.1	67.1	60.9
Top Speed [km/h]	62.3	65.8	65.2	66.2	68.5	68.8	64.2
Avg. Dist. to Rail [m]	12.7	5.9	5.8	5.5	6.1	9.2	9.2
Avg. Stride Freq. [Hz]	2.1	2.3	2.3	2.2	2.2	2.3	2.2
Avg. Stride Length [m]	6.1	7.8	7.9	8.1	8.1	8.1	7.7



- [] Ranking at each section and finish
- .-.- No data available at this section
- NA No data available



Horse/Jockey Name	Superalloy
Final Rank	8
Fastest Section Time (Section)	0:07.81 (Overall)
Top Speed [km/h] (Section)	67.2 (1200m)
Race State	Finished



Eagle Farm QLD Professional

Race 7: MAGIC MILLIONS VO ROGUE PLATE - 1300m

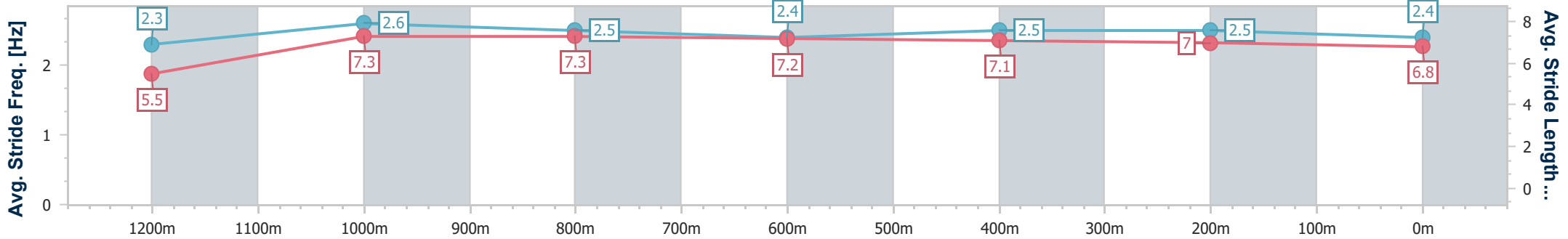
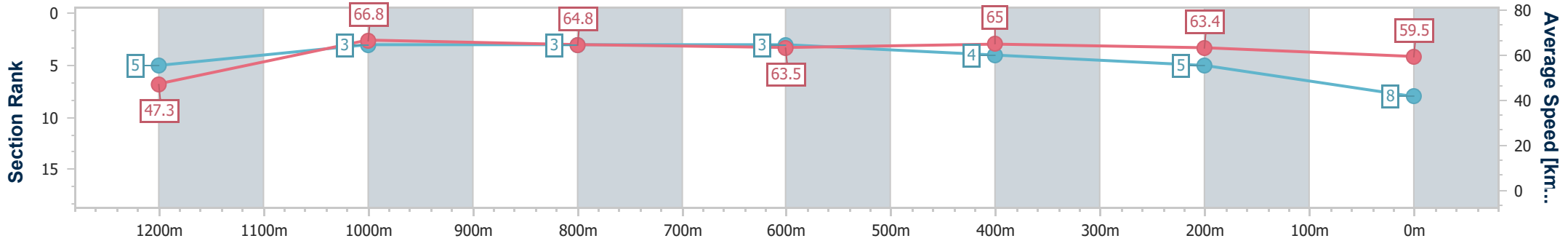
28 December 2024 - 15:53

Track Rating: Good 3, Weather: Fine, Rail Position: +6.5m 1000m-400m; +6m Remainder



BRISBANE RACING CLUB

Section	Overall	1200m	1000m	800m	600m	400m	200m
Section Times	1:15.77 [8] (0:07.81)	1:07.96 [5] (0:10.79)	0:57.17 [3] (0:11.18)	0:45.99 [3] (0:11.35)	0:34.64 [3] (0:11.21)	0:23.43 [4] (0:11.33)	0:12.10 [5] (0:12.10)
Average Speed [km/h]	47.3	66.8	64.8	63.5	65.0	63.4	59.5
Top Speed [km/h]	64.1	67.2	65.7	65.0	66.0	65.1	62.3
Avg. Dist. to Rail [m]	12.8	5.3	1.7	0.7	2.1	3.2	2.2
Avg. Stride Freq. [Hz]	2.3	2.6	2.5	2.4	2.5	2.5	2.4
Avg. Stride Length [m]	5.5	7.3	7.3	7.2	7.1	7.0	6.8



- [] Ranking at each section and finish
- .-.- No data available at this section
- NA No data available



Horse/Jockey Name	I'm Zac
Final Rank	9
Fastest Section Time (Section)	0:07.96 (Overall)
Top Speed [km/h] (Section)	68.1 (1200m)
Race State	Finished



Eagle Farm QLD Professional

Race 7: MAGIC MILLIONS VO ROGUE PLATE - 1300m

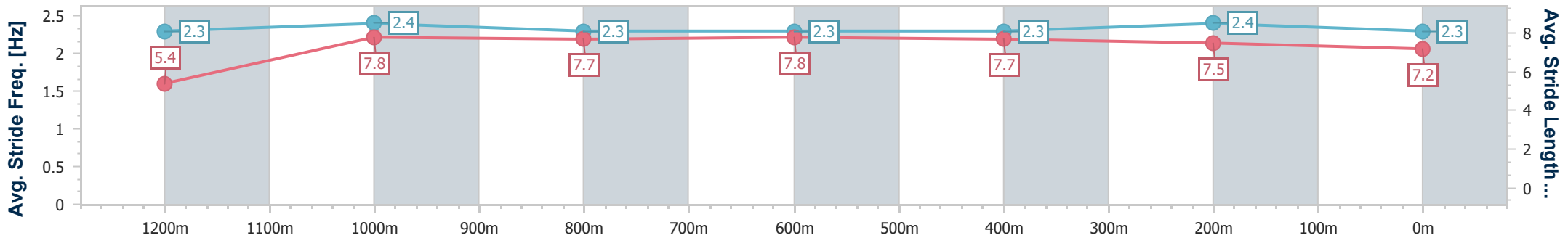
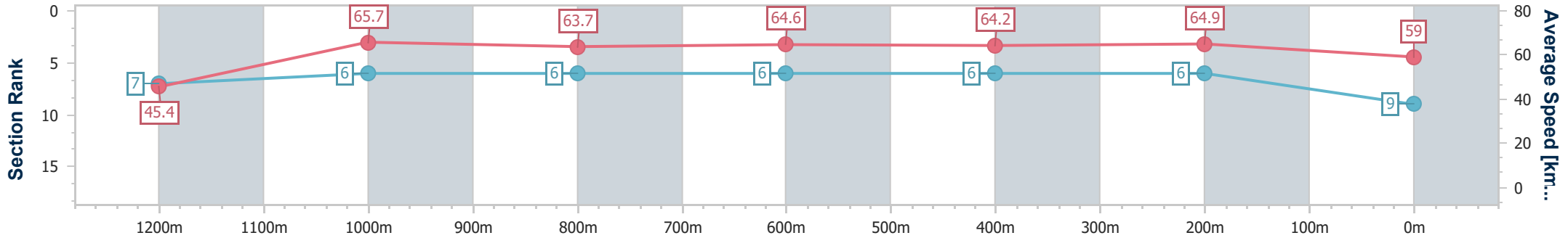
28 December 2024 - 15:53

Track Rating: Good 3, Weather: Fine, Rail Position: +6.5m 1000m-400m; +6m Remainder



BRISBANE RACING CLUB

Section	Overall	1200m	1000m	800m	600m	400m	200m
Section Times	1:15.90 [9] (0:07.96)	1:07.94 [7] (0:11.02)	0:56.92 [6] (0:11.34)	0:45.58 [6] (0:11.19)	0:34.39 [6] (0:11.12)	0:23.27 [6] (0:11.07)	0:12.20 [6] (0:12.20)
Average Speed [km/h]	45.4	65.7	63.7	64.6	64.2	64.9	59.0
Top Speed [km/h]	61.2	68.1	64.9	67.4	65.2	67.3	62.3
Avg. Dist. to Rail [m]	5.7	2.3	1.4	0.3	0.9	0.2	0.2
Avg. Stride Freq. [Hz]	2.3	2.4	2.3	2.3	2.3	2.4	2.3
Avg. Stride Length [m]	5.4	7.8	7.7	7.8	7.7	7.5	7.2



- [] Ranking at each section and finish
- .-.- No data available at this section
- NA No data available



Horse/Jockey Name	Bollinger Miss
Final Rank	10
Fastest Section Time (Section)	0:08.32 (Overall)
Top Speed [km/h] (Section)	67.0 (1200m)
Race State	Finished



Eagle Farm QLD Professional

Race 7: MAGIC MILLIONS VO ROGUE PLATE - 1300m

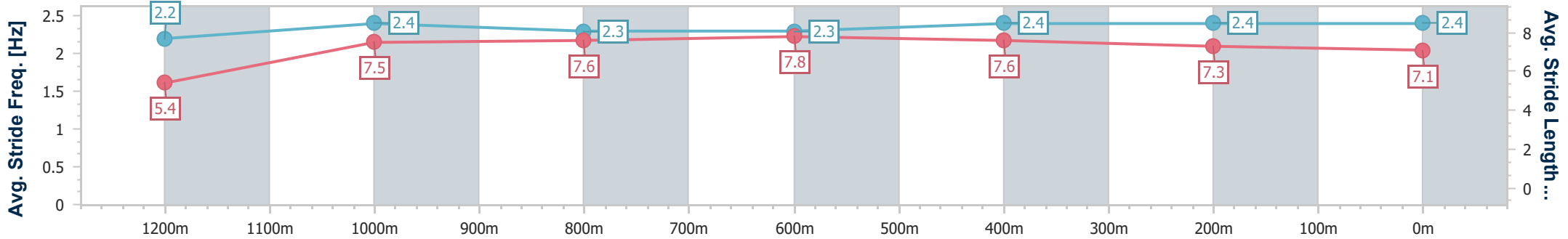
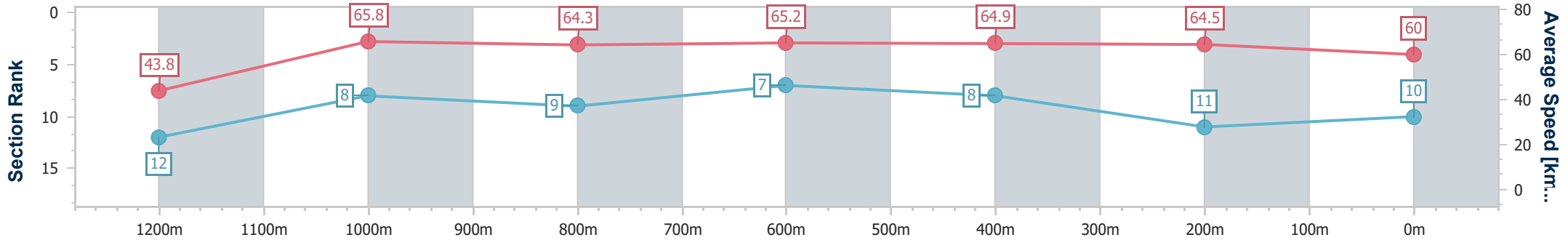
28 December 2024 - 15:53

Track Rating: Good 3, Weather: Fine, Rail Position: +6.5m 1000m-400m; +6m Remainder



BRISBANE RACING CLUB

Section	Overall	1200m	1000m	800m	600m	400m	200m
Section Times	1:15.93 [10] (0:08.32)	1:07.61 [12] (0:10.93)	0:56.68 [8] (0:11.30)	0:45.38 [9] (0:11.11)	0:34.27 [7] (0:11.11)	0:23.16 [8] (0:11.15)	0:12.01 [11] (0:12.01)
Average Speed [km/h]	43.8	65.8	64.3	65.2	64.9	64.5	60.0
Top Speed [km/h]	63.7	67.0	65.8	66.2	66.4	66.0	62.6
Avg. Dist. to Rail [m]	7.8	2.4	2.1	1.1	0.7	3.0	3.7
Avg. Stride Freq. [Hz]	2.2	2.4	2.3	2.3	2.4	2.4	2.4
Avg. Stride Length [m]	5.4	7.5	7.6	7.8	7.6	7.3	7.1



- [] Ranking at each section and finish
- .-.- No data available at this section
- NA No data available



Horse/Jockey Name	Break Free
Final Rank	11
Fastest Section Time (Section)	0:07.79 (Overall)
Top Speed [km/h] (Section)	68.5 (1200m)
Race State	Finished



Eagle Farm QLD Professional

Race 7: MAGIC MILLIONS VO ROGUE PLATE - 1300m

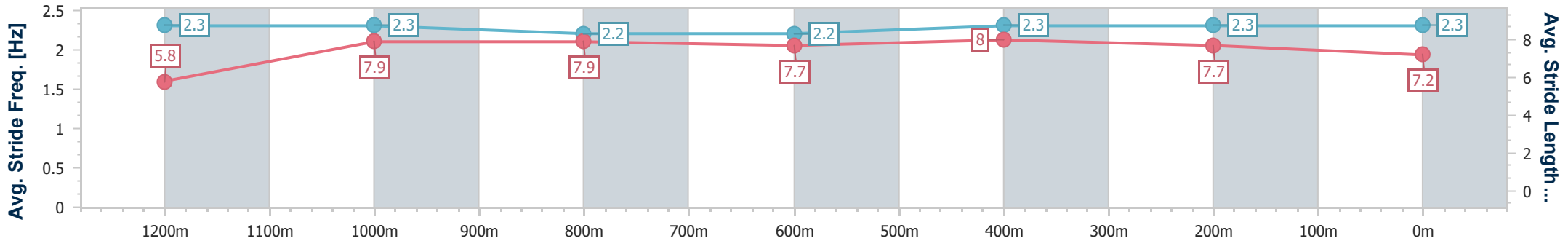
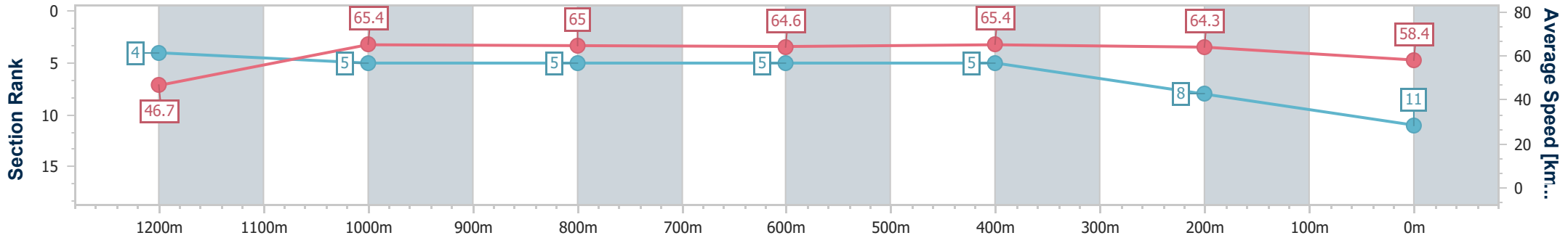
28 December 2024 - 15:53

Track Rating: Good 3, Weather: Fine, Rail Position: +6.5m 1000m-400m; +6m Remainder



BRISBANE RACING CLUB

Section	Overall	1200m	1000m	800m	600m	400m	200m
Section Times	1:16.05 [11] (0:07.79)	1:08.26 [4] (0:11.02)	0:57.24 [5] (0:11.28)	0:45.96 [5] (0:11.29)	0:34.67 [5] (0:11.15)	0:23.52 [5] (0:11.20)	0:12.32 [8] (0:12.32)
Average Speed [km/h]	46.7	65.4	65.0	64.6	65.4	64.3	58.4
Top Speed [km/h]	63.8	68.5	65.4	65.0	66.3	65.9	61.7
Avg. Dist. to Rail [m]	10.6	3.9	3.6	2.9	2.6	7.5	7.8
Avg. Stride Freq. [Hz]	2.3	2.3	2.2	2.2	2.3	2.3	2.3
Avg. Stride Length [m]	5.8	7.9	7.9	7.7	8.0	7.7	7.2



- [] Ranking at each section and finish
- .-.- No data available at this section
- NA No data available



Horse/Jockey Name	Mister Bianco
Final Rank	12
Fastest Section Time (Section)	0:08.23 (Overall)
Top Speed [km/h] (Section)	68.3 (600m)
Race State	Finished



Eagle Farm QLD Professional

Race 7: MAGIC MILLIONS VO ROGUE PLATE - 1300m

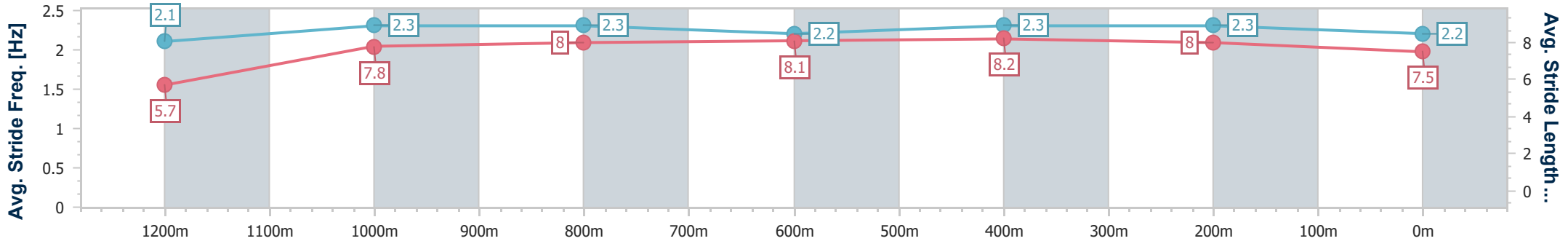
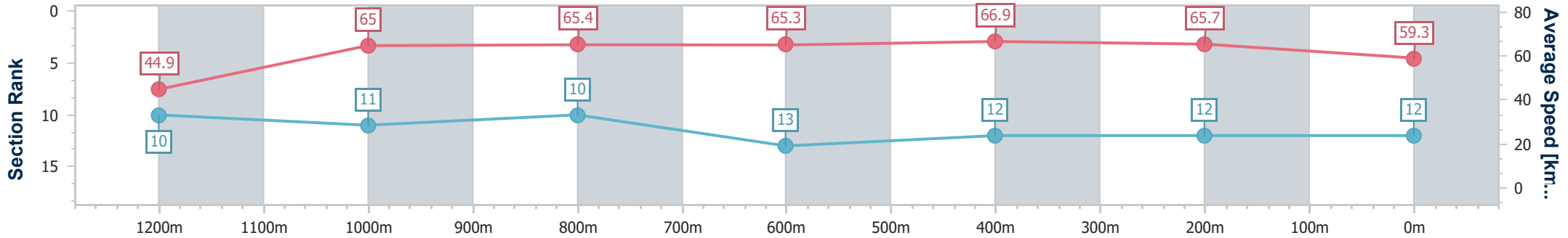
28 December 2024 - 15:53

Track Rating: Good 3, Weather: Fine, Rail Position: +6.5m 1000m-400m; +6m Remainder



BRISBANE RACING CLUB

Section	Overall	1200m	1000m	800m	600m	400m	200m
Section Times	1:16.09 [12] (0:08.23)	1:07.86 [10] (0:11.10)	0:56.76 [11] (0:11.30)	0:45.46 [10] (0:11.34)	0:34.12 [13] (0:11.02)	0:23.10 [12] (0:10.97)	0:12.13 [12] (0:12.13)
Average Speed [km/h]	44.9	65.0	65.4	65.3	66.9	65.7	59.3
Top Speed [km/h]	62.1	66.4	66.4	65.6	68.3	67.6	63.0
Avg. Dist. to Rail [m]	14.0	4.7	5.7	5.5	5.2	12.0	11.5
Avg. Stride Freq. [Hz]	2.1	2.3	2.3	2.2	2.3	2.3	2.2
Avg. Stride Length [m]	5.7	7.8	8.0	8.1	8.2	8.0	7.5



- [] Ranking at each section and finish
- .-.- No data available at this section
- NA No data available



Horse/Jockey Name	Sujeed
Final Rank	13
Fastest Section Time (Section)	0:08.04 (Overall)
Top Speed [km/h] (Section)	65.4 (400m)
Race State	Finished



Eagle Farm QLD Professional

Race 7: MAGIC MILLIONS VO ROGUE PLATE - 1300m

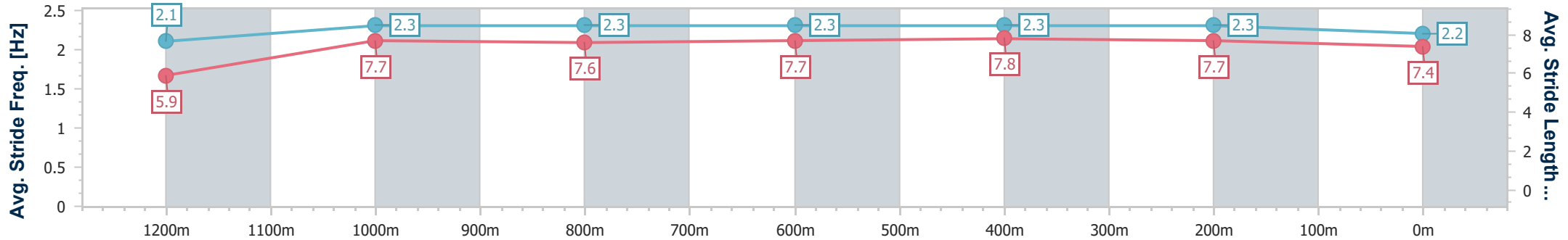
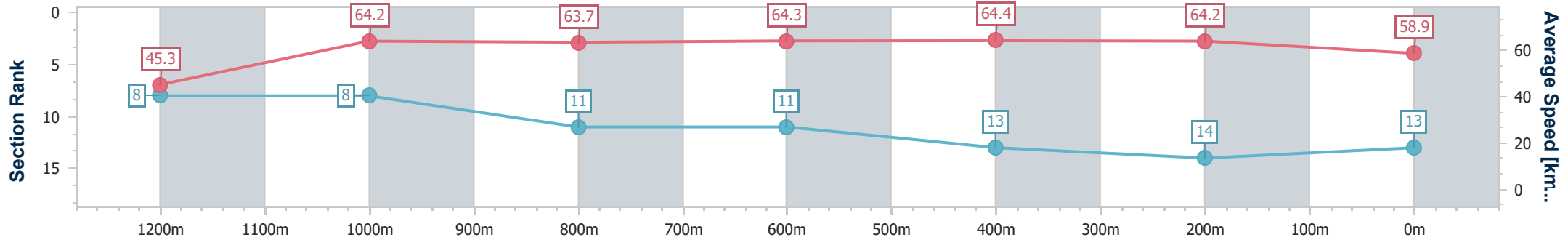
28 December 2024 - 15:53

Track Rating: Good 3, Weather: Fine, Rail Position: +6.5m 1000m-400m; +6m Remainder



BRISBANE RACING CLUB

Section	Overall	1200m	1000m	800m	600m	400m	200m
Section Times	1:16.58 [13] (0:08.04)	1:08.54 [8] (0:11.21)	0:57.33 [8] (0:11.46)	0:45.87 [11] (0:11.23)	0:34.64 [11] (0:11.19)	0:23.45 [13] (0:11.21)	0:12.24 [14] (0:12.24)
Average Speed [km/h]	45.3	64.2	63.7	64.3	64.4	64.2	58.9
Top Speed [km/h]	61.7	65.2	64.2	64.9	65.2	65.4	62.7
Avg. Dist. to Rail [m]	7.9	3.2	2.4	0.6	1.2	5.6	5.4
Avg. Stride Freq. [Hz]	2.1	2.3	2.3	2.3	2.3	2.3	2.2
Avg. Stride Length [m]	5.9	7.7	7.6	7.7	7.8	7.7	7.4



- [] Ranking at each section and finish
- .-.- No data available at this section
- NA No data available



Horse/Jockey Name	Raikkonen
Final Rank	14
Fastest Section Time (Section)	0:08.65 (Overall)
Top Speed [km/h] (Section)	70.1 (1200m)
Race State	Finished



Eagle Farm QLD Professional

Race 7: MAGIC MILLIONS VO ROGUE PLATE - 1300m

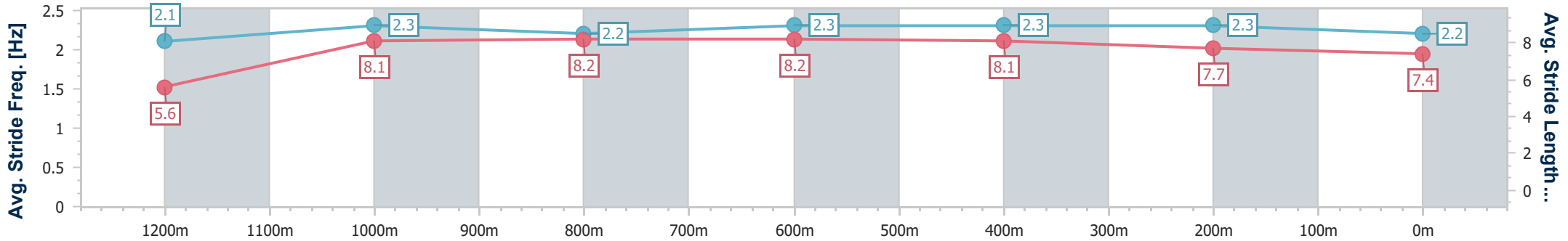
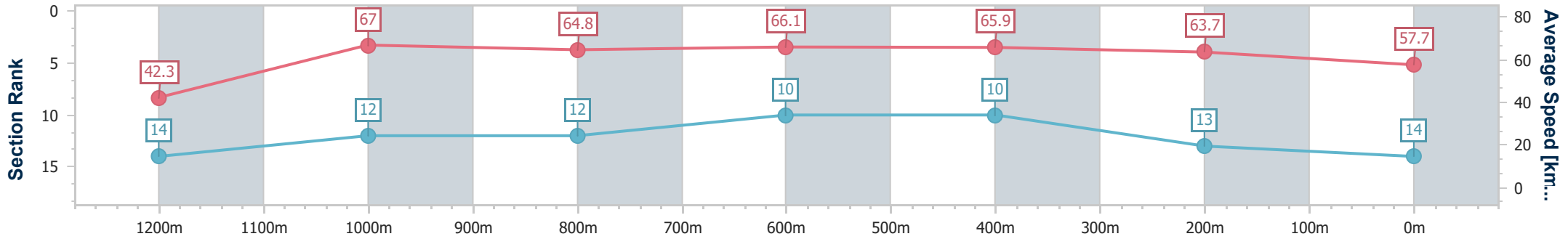
28 December 2024 - 15:53

Track Rating: Good 3, Weather: Fine, Rail Position: +6.5m 1000m-400m; +6m Remainder



BRISBANE RACING CLUB

Section	Overall	1200m	1000m	800m	600m	400m	200m
Section Times	1:16.80 [14] (0:08.65)	1:08.15 [14] (0:10.80)	0:57.35 [12] (0:11.38)	0:45.97 [12] (0:11.04)	0:34.93 [10] (0:11.09)	0:23.84 [10] (0:11.33)	0:12.51 [13] (0:12.51)
Average Speed [km/h]	42.3	67.0	64.8	66.1	65.9	63.7	57.7
Top Speed [km/h]	61.5	70.1	67.4	67.4	66.5	66.2	66.5
Avg. Dist. to Rail [m]	13.0	5.6	5.1	3.3	2.9	8.8	7.9
Avg. Stride Freq. [Hz]	2.1	2.3	2.2	2.3	2.3	2.3	2.2
Avg. Stride Length [m]	5.6	8.1	8.2	8.2	8.1	7.7	7.4



- [] Ranking at each section and finish
- .-.- No data available at this section
- NA No data available