



Eagle Farm QLD Professional

Race 4: XXXX BENCHMARK 78 Handicap - 1830m

28 December 2024 - 13:59



BRISBANE
RACING CLUB

Track Rating: Good 4, Weather: Fine, Rail Position: +6.5m 1000m-400m; +6m Remainder

Section		Overall											Last 600m
Field Times		1:50.61											0:34.90
		(0:16.18)											(0:11.60)
		1600m	1400m	1200m	1000m	800m	600m	600m	600m	600m	600m	600m	600m
		1:34.43	1:22.96	1:11.36	0:59.34	0:47.00	0:34.90	0:34.90	0:34.90	0:34.90	0:34.90	0:34.90	0:34.90
		(0:11.47)	(0:11.60)	(0:12.02)	(0:12.34)	(0:12.10)	(0:11.60)	(0:11.60)	(0:11.60)	(0:11.60)	(0:11.60)	(0:11.60)	(0:11.60)
Rank	TAB Horse/Jockey	Barrier	Top Speed [km/h]	Fastest Section	Overall	1600m	1400m	1200m	1000m	800m	600m	600m	Distance Travelled [m]
1	10 IVERSON Vlad Duric	8	66.8	0:11.31	1:50.61 [1]	1:33.23 [10]	1:21.41 [10]	1:09.93 [10]	0:58.27 [9]	0:46.02 [8]	0:34.16 [7]	0:34.16	
			400m	400m	(0:17.38)	(0:11.82)	(0:11.48)	(0:11.66)	(0:12.25)	(0:11.86)	(0:11.33)		
2	1 KRONENBOURG Emily Lang	5	65.6	0:11.14	1:50.65 [2]	1:34.35 [4]	1:22.52 [5]	1:10.83 [5]	0:58.75 [5]	0:46.30 [5]	0:34.47 [6]	0:34.47	+0
			400m	400m	(0:16.30)	(0:11.83)	(0:11.69)	(0:12.08)	(0:12.45)	(0:11.83)	(0:11.50)		
3	9 BINDING Angela Jones	2	64.7	0:11.47	1:50.87 [3]	1:34.69 [1]	1:23.22 [1]	1:11.62 [1]	0:59.60 [1]	0:47.26 [1]	0:35.16 [1]	0:35.16	-10
			400m	1600m	(0:16.18)	(0:11.47)	(0:11.60)	(0:12.02)	(0:12.34)	(0:12.10)	(0:11.60)		
4	12 INDY ROSE WARRIOR Michael Rodd	10	65.9	0:11.19	1:50.90 [4]	1:34.14 [7]	1:22.24 [8]	1:10.53 [8]	0:58.57 [8]	0:46.14 [9]	0:34.35 [9]	0:34.35	-5
			600m	600m	(0:16.76)	(0:11.90)	(0:11.71)	(0:11.96)	(0:12.43)	(0:11.79)	(0:11.19)		
5	8 LIONEL Martin Harley	6	66.2	0:11.13	1:51.01 [5]	1:33.27 [11]	1:21.43 [12]	1:09.87 [12]	0:58.25 [11]	0:45.93 [11]	0:34.23 [11]	0:34.23	-6
			400m	400m	(0:17.74)	(0:11.84)	(0:11.56)	(0:11.62)	(0:12.32)	(0:11.70)	(0:11.32)		
6	4 WAIRERE FALLS Bailey Wheeler	4	66.4	0:11.25	1:51.07 [6]	1:34.47 [6]	1:22.62 [6]	1:10.86 [6]	0:58.94 [7]	0:46.48 [7]	0:34.59 [8]	0:34.59	+0
			600m	400m	(0:16.60)	(0:11.85)	(0:11.76)	(0:11.92)	(0:12.46)	(0:11.89)	(0:11.36)		
7	3 EXOTIQUE MISS Jasper Franklin	1	64.2	0:11.50	1:51.11 [7]	1:34.74 [5]	1:23.16 [4]	1:11.66 [3]	0:59.74 [2]	0:47.19 [3]	0:35.25 [2]	0:35.25	-5
			1600m	1400m	(0:16.37)	(0:11.58)	(0:11.50)	(0:11.92)	(0:12.55)	(0:11.94)	(0:11.56)		
8	6 CLYDE Dan McGillivray	11	66.2	0:11.16	1:51.11 [8]	1:33.36 [12]	1:21.57 [11]	1:10.09 [11]	0:58.29 [12]	0:45.96 [12]	0:34.28 [12]	0:34.28	-8
			600m	600m	(0:17.75)	(0:11.79)	(0:11.48)	(0:11.80)	(0:12.33)	(0:11.68)	(0:11.16)		
9	13 TWIGMAN Jag Guthmann-Chester	7	63.8	0:11.41	1:51.17 [9]	1:34.41 [8]	1:22.52 [7]	1:10.86 [7]	0:59.04 [6]	0:46.69 [6]	0:35.01 [5]	0:35.01	-11
			600m	600m	(0:16.76)	(0:11.89)	(0:11.66)	(0:11.82)	(0:12.35)	(0:11.68)	(0:11.41)		
10	2 LOGAN STREET LION Cody Collis	12	67.0	0:11.31	1:51.54 [10]	1:34.21 [9]	1:22.45 [9]	1:10.96 [9]	0:59.03 [10]	0:46.60 [10]	0:34.84 [10]	0:34.84	+9
			600m	600m	(0:17.33)	(0:11.76)	(0:11.49)	(0:11.93)	(0:12.43)	(0:11.76)	(0:11.31)		

Scratched: Vaguer (#15), Thesecondatportsea (#16), Queen Air (#5), Rezone (#17), Naval Seal (#14)

[] Ranking at each section and finish
 -:-:- No data available at this section
 NA No data available

SCN Saddle cloth number
 DNF Did not finish
 DNT Did not track



Eagle Farm QLD Professional
Race 4: XXXX BENCHMARK 78 Handicap - 1830m
28 December 2024 - 13:59



BRISBANE
RACING CLUB

Track Rating: Good 4, Weather: Fine, Rail Position: +6.5m 1000m-400m; +6m Remainder

Section		Overall	1600m	1400m	1200m	1000m	800m	600m	Last 600m
Field Times		1:50.61 (0:16.18)	1:34.43 (0:11.47)	1:22.96 (0:11.60)	1:11.36 (0:12.02)	0:59.34 (0:12.34)	0:47.00 (0:12.10)	0:34.90 (0:11.60)	0:34.90

Rank	TAB	Horse/Jockey	Barrier	Top Speed [km/h]	Fastest Section	Overall	1600m	1400m	1200m	1000m	800m	600m	Last 600m	Distance Travelled [m]
11	7	APPLICATIONS	3	65.1	0:11.46	1:51.88 [11]	1:35.70 [2]	1:24.04 [3]	1:12.39 [4]	1:00.33 [4]	0:47.78 [4]	0:35.78 [4]	0:35.78	-2
		Boris Thornton		600m	600m	(0:16.18)	(0:11.66)	(0:11.65)	(0:12.06)	(0:12.55)	(0:12.00)	(0:11.46)		
12	11	DISNEY CASTLE	9	64.3	0:11.48	1:51.92 [12]	1:35.72 [3]	1:24.14 [2]	1:12.58 [2]	1:00.53 [3]	0:48.07 [2]	0:36.01 [3]	0:36.01	+4
		Jason Collett		1600m	600m	(0:16.20)	(0:11.58)	(0:11.56)	(0:12.05)	(0:12.46)	(0:12.06)	(0:11.48)		

Scratched: Vaguer (#15), Thesecondatportsea (#16), Queen Air (#5), Rezone (#17), Naval Seal (#14)

[] Ranking at each section and finish
 -:-:-:- No data available at this section
 NA No data available

SCN Saddle cloth number
 DNF Did not finish
 DNT Did not track



Eagle Farm QLD Professional

Race 4: XXXX BENCHMARK 78 Handicap - 1830m

28 December 2024 - 13:59



BRISBANE
RACING CLUB

Track Rating: Good 4, Weather: Fine, Rail Position: +6.5m 1000m-400m; +6m Remainder

Section				400m	200m			Last 600m		
Field Times				0:23.30 (0:11.49)	0:11.81 (0:11.81)			0:34.90		
Rank	TAB	Horse/Jockey	Barrier	Top Speed [km/h]	Fastest Section	Margin				Distance Travelled [m]
1	10	IVERSON Vlad Duric	8	66.8 400m	0:11.31 400m	0:22.83 [8] (0:11.31)	0:11.52 [6] (0:11.52)	1:50.61	0:34.16	
2	1	KRONENBOURG Emily Lang	5	65.6 400m	0:11.14 400m	0:22.97 [6] (0:11.14)	0:11.83 [2] (0:11.83)	0.27L	0:34.47 +0	
3	9	BINDING Angela Jones	2	64.7 400m	0:11.47 1600m	0:23.56 [1] (0:11.49)	0:12.07 [1] (0:12.07)	1.54L	0:35.16 -10	
4	12	INDY ROSE WARRIOR Michael Rodd	10	65.9 600m	0:11.19 600m	0:23.16 [7] (0:11.26)	0:11.90 [5] (0:11.90)	1.74L	0:34.35 -5	
5	8	LIONEL Martin Harley	6	66.2 400m	0:11.13 400m	0:22.91 [12] (0:11.13)	0:11.78 [9] (0:11.78)	2.37L	0:34.23 -6	
6	4	WAIRERE FALLS Bailey Wheeler	4	66.4 600m	0:11.25 400m	0:23.23 [9] (0:11.25)	0:11.98 [7] (0:11.98)	2.74L	0:34.59 +0	
7	3	EXOTIQUE MISS Jasper Franklin	1	64.2 1600m	0:11.50 1400m	0:23.69 [3] (0:11.57)	0:12.12 [4] (0:12.12)	2.94L	0:35.25 -5	
8	6	CLYDE Dan McGillivray	11	66.2 600m	0:11.16 600m	0:23.12 [10] (0:11.28)	0:11.84 [11] (0:11.84)	2.96L	0:34.28 -8	
9	13	TWIGMAN Jag Guthmann-Chester	7	63.8 600m	0:11.41 600m	0:23.60 [5] (0:11.68)	0:11.92 [10] (0:11.92)	3.29L	0:35.01 -11	
10	2	LOGAN STREET LION Cody Collis	12	67.0 600m	0:11.31 600m	0:23.53 [11] (0:11.40)	0:12.13 [12] (0:12.13)	5.51L	0:34.84 +9	

Scratched: Vaguer (#15), Thesecondatportsea (#16), Queen Air (#5), Rezone (#17), Naval Seal (#14)

Report Created: Sat 28 December 2024 14:16 GMT (Note: Timing is based on position data)

Page 3/16

[] Ranking at each section and finish
 -:-:- No data available at this section
 NA No data available

SCN Saddle cloth number
 DNF Did not finish
 DNT Did not track

data processed by TRIPLES DATA



Eagle Farm QLD Professional
Race 4: XXXX BENCHMARK 78 Handicap - 1830m
28 December 2024 - 13:59



Track Rating: Good 4, Weather: Fine, Rail Position: +6.5m 1000m-400m; +6m Remainder

Section		400m	200m					Last 600m	
Field Times		0:23.30 (0:11.49)	0:11.81 (0:11.81)					0:34.90	
Rank	TAB Horse/Jockey	Barrier	Top Speed [km/h]	Fastest Section	Margin				Distance Travelled [m]
11	7 APPLICATIONS Boris Thornton	3	65.1 600m	0:11.46 600m	0:24.32 [4] (0:11.57)	0:12.75 [8] (0:12.75)	7.48L		0:35.78 -2
12	11 DISNEY CASTLE Jason Collett	9	64.3 1600m	0:11.48 600m	0:24.53 [2] (0:11.59)	0:12.94 [3] (0:12.94)	7.71L		0:36.01 +4

Scratched: Vaguer (#15), Thesecondatportsea (#16), Queen Air (#5), Rezone (#17), Naval Seal (#14)

[] Ranking at each section and finish
 -:-:-:- No data available at this section
 NA No data available

SCN Saddle cloth number
 DNF Did not finish
 DNT Did not track



Horse/Jockey Name	Iverson
Final Rank	1
Fastest Section Time (Section)	0:11.31 (400m)
Top Speed [km/h] (Section)	66.8 (400m)
Race State	Finished



Eagle Farm QLD Professional

Race 4: XXXX BENCHMARK 78 Handicap - 1830m

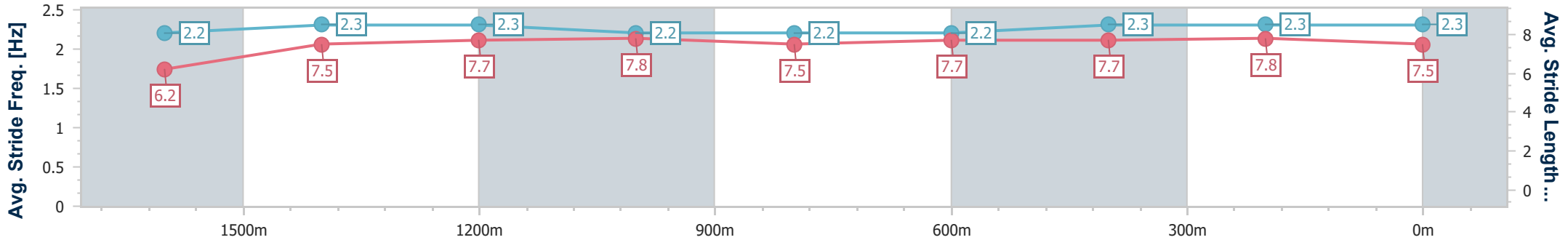
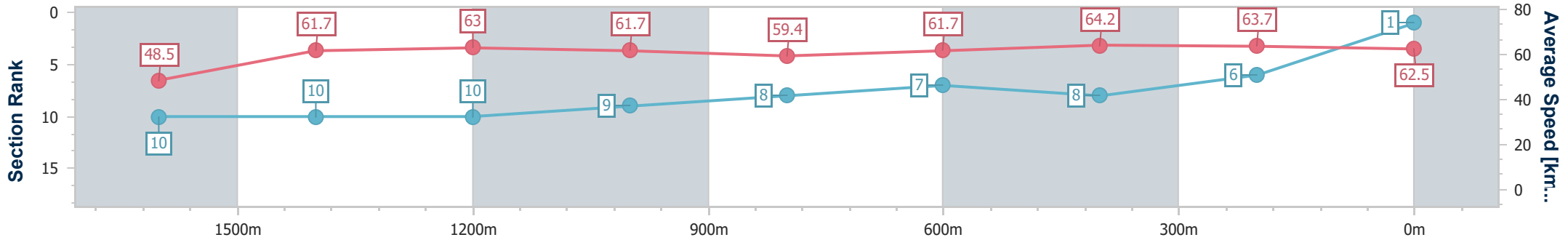
28 December 2024 - 13:59

Track Rating: Good 4, Weather: Fine, Rail Position: +6.5m 1000m-400m; +6m Remainder



BRISBANE RACING CLUB

Section	Overall	1600m	1400m	1200m	1000m	800m	600m	400m	200m
Section Times	1:50.61 [1] (0:17.38)	1:33.23 [10] (0:11.82)	1:21.41 [10] (0:11.48)	1:09.93 [10] (0:11.66)	0:58.27 [9] (0:12.25)	0:46.02 [8] (0:11.86)	0:34.16 [7] (0:11.33)	0:22.83 [8] (0:11.31)	0:11.52 [6] (0:11.52)
Average Speed [km/h]	48.5	61.7	63.0	61.7	59.4	61.7	64.2	63.7	62.5
Top Speed [km/h]	59.5	63.3	63.4	63.0	60.4	62.6	66.8	66.8	63.7
Avg. Dist. to Rail [m]	6.7	4.2	3.1	1.5	2.4	3.6	1.8	1.0	0.6
Avg. Stride Freq. [Hz]	2.2	2.3	2.3	2.2	2.2	2.2	2.3	2.3	2.3
Avg. Stride Length [m]	6.2	7.5	7.7	7.8	7.5	7.7	7.7	7.8	7.5



- [] Ranking at each section and finish
- .-.- No data available at this section
- NA No data available



Horse/Jockey Name	Kronenbourg
Final Rank	2
Fastest Section Time (Section)	0:11.14 (400m)
Top Speed [km/h] (Section)	65.6 (400m)
Race State	Finished



Eagle Farm QLD Professional

Race 4: XXXX BENCHMARK 78 Handicap - 1830m

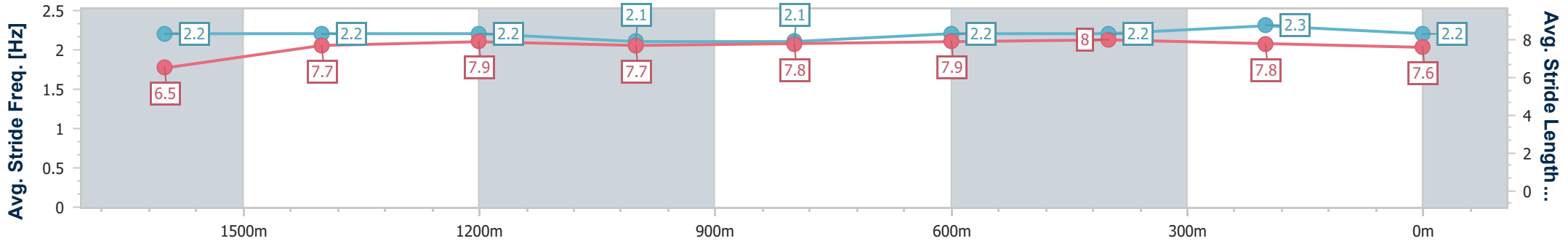
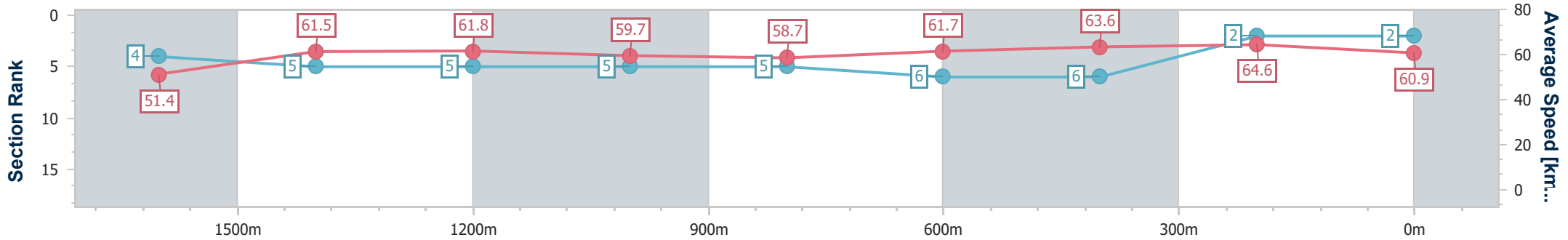
28 December 2024 - 13:59

Track Rating: Good 4, Weather: Fine, Rail Position: +6.5m 1000m-400m; +6m Remainder



BRISBANE RACING CLUB

Section	Overall	1600m	1400m	1200m	1000m	800m	600m	400m	200m
Section Times	1:50.65 [2] (0:16.30)	1:34.35 [4] (0:11.83)	1:22.52 [5] (0:11.69)	1:10.83 [5] (0:12.08)	0:58.75 [5] (0:12.45)	0:46.30 [5] (0:11.83)	0:34.47 [6] (0:11.50)	0:22.97 [6] (0:11.14)	0:11.83 [2] (0:11.83)
Average Speed [km/h]	51.4	61.5	61.8	59.7	58.7	61.7	63.6	64.6	60.9
Top Speed [km/h]	61.8	62.5	62.4	60.5	60.3	62.9	64.7	65.6	63.2
Avg. Dist. to Rail [m]	4.9	2.4	2.7	3.3	3.3	2.8	3.0	5.3	5.3
Avg. Stride Freq. [Hz]	2.2	2.2	2.2	2.1	2.1	2.2	2.2	2.3	2.2
Avg. Stride Length [m]	6.5	7.7	7.9	7.7	7.8	7.9	8.0	7.8	7.6



- [] Ranking at each section and finish
- .-.-.- No data available at this section
- NA No data available



Horse/Jockey Name	Binding
Final Rank	3
Fastest Section Time (Section)	0:11.47 (1600m)
Top Speed [km/h] (Section)	64.7 (400m)
Race State	Finished



Eagle Farm QLD Professional

Race 4: XXXX BENCHMARK 78 Handicap - 1830m

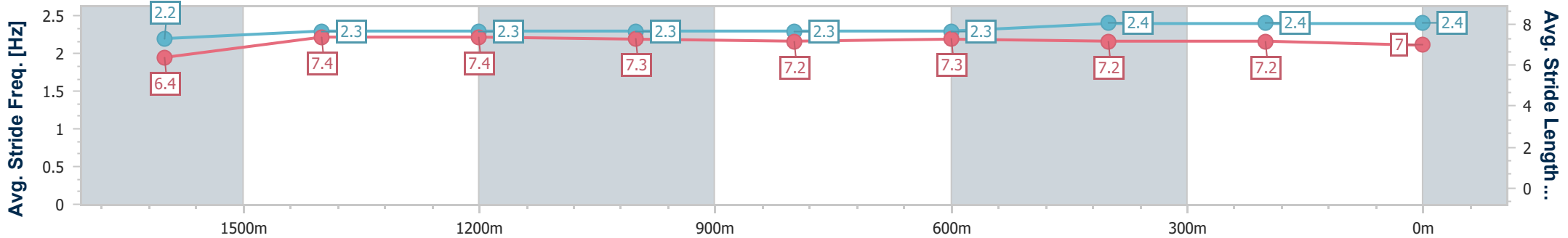
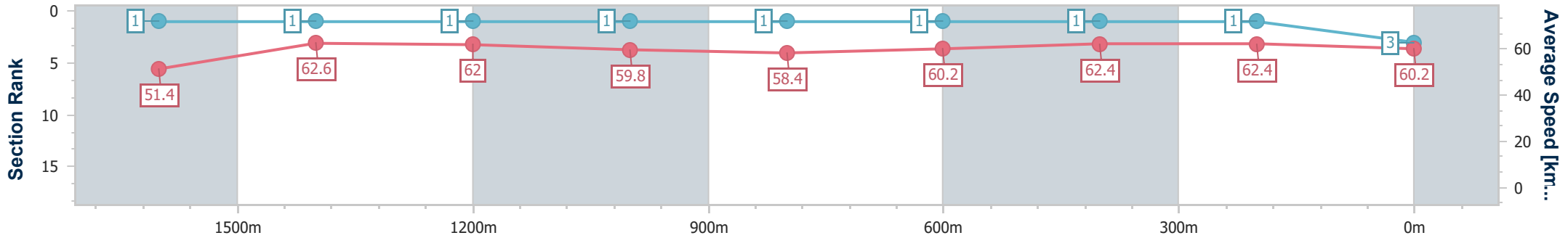
28 December 2024 - 13:59

Track Rating: Good 4, Weather: Fine, Rail Position: +6.5m 1000m-400m; +6m Remainder



BRISBANE RACING CLUB

Section	Overall	1600m	1400m	1200m	1000m	800m	600m	400m	200m
Section Times	1:50.87 [3] (0:16.18)	1:34.69 [1] (0:11.47)	1:23.22 [1] (0:11.60)	1:11.62 [1] (0:12.02)	0:59.60 [1] (0:12.34)	0:47.26 [1] (0:12.10)	0:35.16 [1] (0:11.60)	0:23.56 [1] (0:11.49)	0:12.07 [1] (0:12.07)
Average Speed [km/h]	51.4	62.6	62.0	59.8	58.4	60.2	62.4	62.4	60.2
Top Speed [km/h]	61.1	63.8	63.2	61.5	60.0	61.6	63.7	64.7	60.9
Avg. Dist. to Rail [m]	2.3	0.5	1.0	1.1	1.0	2.4	1.0	1.7	2.9
Avg. Stride Freq. [Hz]	2.2	2.3	2.3	2.3	2.3	2.3	2.4	2.4	2.4
Avg. Stride Length [m]	6.4	7.4	7.4	7.3	7.2	7.3	7.2	7.2	7.0



- [] Ranking at each section and finish
- .-.- No data available at this section
- NA No data available



Horse/Jockey Name	Indy Rose Warrior
Final Rank	4
Fastest Section Time (Section)	0:11.19 (600m)
Top Speed [km/h] (Section)	65.9 (600m)
Race State	Finished



Eagle Farm QLD Professional

Race 4: XXXX BENCHMARK 78 Handicap - 1830m

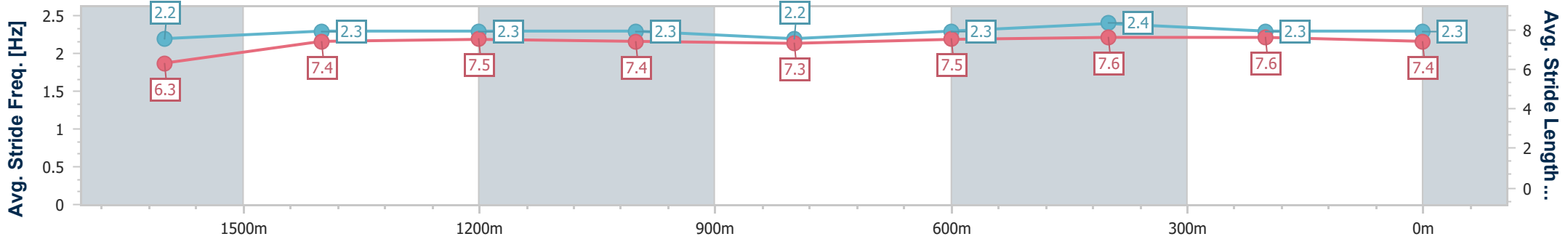
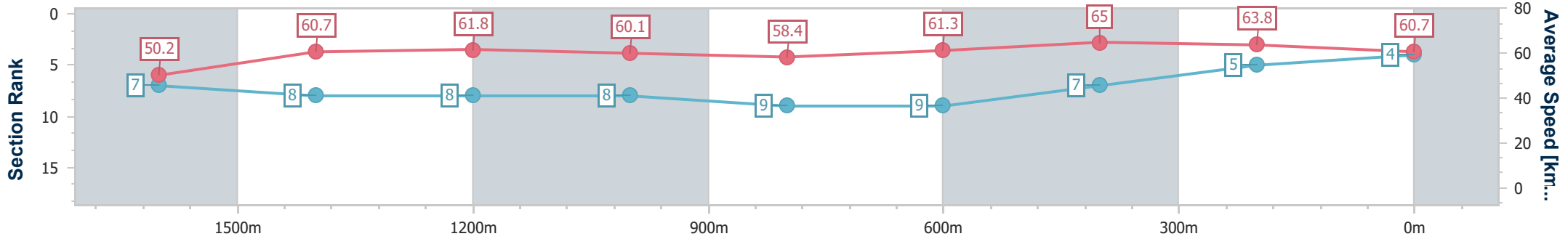
28 December 2024 - 13:59

Track Rating: Good 4, Weather: Fine, Rail Position: +6.5m 1000m-400m; +6m Remainder



BRISBANE RACING CLUB

Section	Overall	1600m	1400m	1200m	1000m	800m	600m	400m	200m
Section Times	1:50.90 [4] (0:16.76)	1:34.14 [7] (0:11.90)	1:22.24 [8] (0:11.71)	1:10.53 [8] (0:11.96)	0:58.57 [8] (0:12.43)	0:46.14 [9] (0:11.79)	0:34.35 [9] (0:11.19)	0:23.16 [7] (0:11.26)	0:11.90 [5] (0:11.90)
Average Speed [km/h]	50.2	60.7	61.8	60.1	58.4	61.3	65.0	63.8	60.7
Top Speed [km/h]	61.0	62.2	62.4	61.6	59.2	64.4	65.9	65.0	62.9
Avg. Dist. to Rail [m]	6.5	1.7	1.4	1.6	1.6	0.9	1.5	4.9	5.3
Avg. Stride Freq. [Hz]	2.2	2.3	2.3	2.3	2.2	2.3	2.4	2.3	2.3
Avg. Stride Length [m]	6.3	7.4	7.5	7.4	7.3	7.5	7.6	7.6	7.4



- [] Ranking at each section and finish
- .-.- No data available at this section
- NA No data available



Horse/Jockey Name	Lionel
Final Rank	5
Fastest Section Time (Section)	0:11.13 (400m)
Top Speed [km/h] (Section)	66.2 (400m)
Race State	Finished



Eagle Farm QLD Professional

Race 4: XXXX BENCHMARK 78 Handicap - 1830m

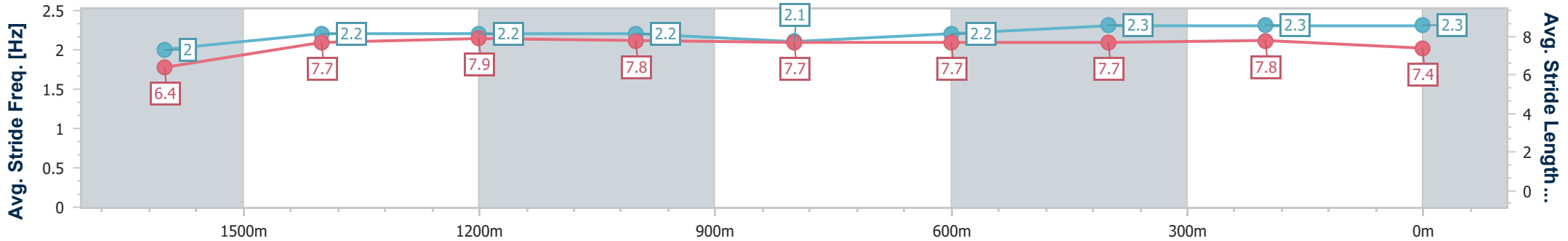
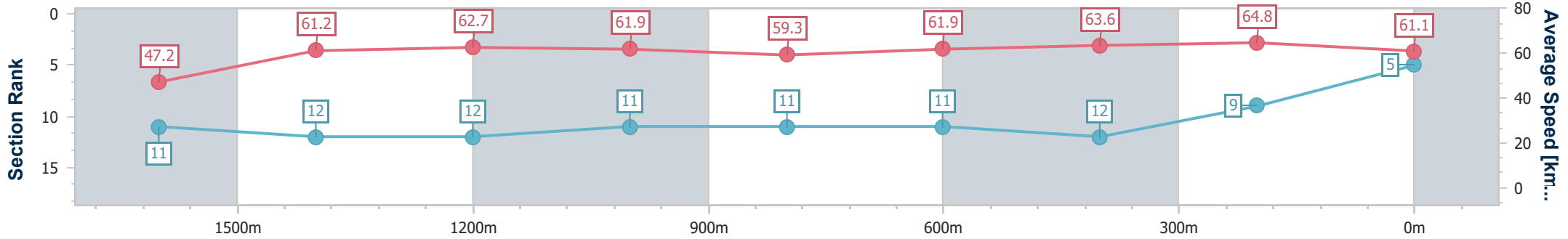
28 December 2024 - 13:59

Track Rating: Good 4, Weather: Fine, Rail Position: +6.5m 1000m-400m; +6m Remainder



BRISBANE RACING CLUB

Section	Overall	1600m	1400m	1200m	1000m	800m	600m	400m	200m
Section Times	1:51.01 [5] (0:17.74)	1:33.27 [11] (0:11.84)	1:21.43 [12] (0:11.56)	1:09.87 [12] (0:11.62)	0:58.25 [11] (0:12.32)	0:45.93 [11] (0:11.70)	0:34.23 [11] (0:11.32)	0:22.91 [12] (0:11.13)	0:11.78 [9] (0:11.78)
Average Speed [km/h]	47.2	61.2	62.7	61.9	59.3	61.9	63.6	64.8	61.1
Top Speed [km/h]	59.9	62.4	63.1	63.2	60.2	63.3	65.8	66.2	62.8
Avg. Dist. to Rail [m]	5.1	2.3	2.6	3.0	2.3	1.2	0.5	2.1	3.3
Avg. Stride Freq. [Hz]	2.0	2.2	2.2	2.2	2.1	2.2	2.3	2.3	2.3
Avg. Stride Length [m]	6.4	7.7	7.9	7.8	7.7	7.7	7.7	7.8	7.4



- [] Ranking at each section and finish
- .-.- No data available at this section
- NA No data available



Horse/Jockey Name	Wairere Falls
Final Rank	6
Fastest Section Time (Section)	0:11.25 (400m)
Top Speed [km/h] (Section)	66.4 (600m)
Race State	Finished



Eagle Farm QLD Professional

Race 4: XXXX BENCHMARK 78 Handicap - 1830m

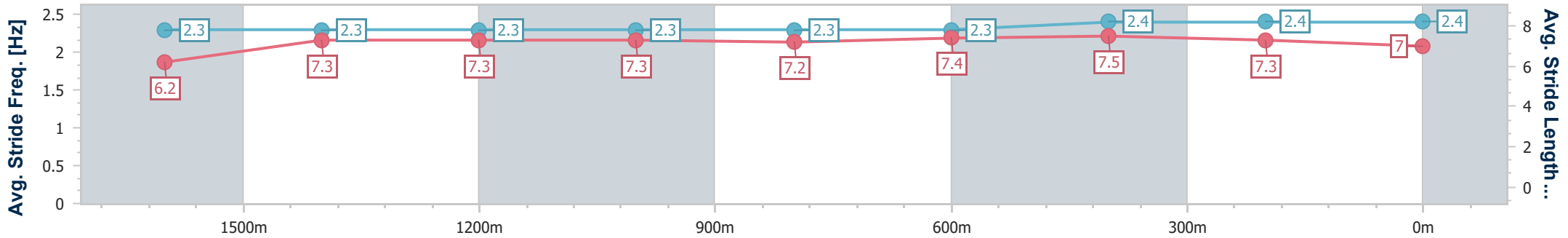
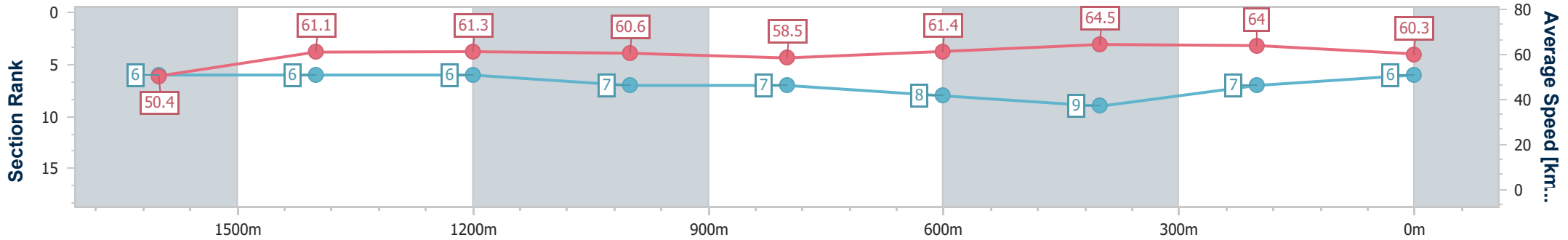
28 December 2024 - 13:59

Track Rating: Good 4, Weather: Fine, Rail Position: +6.5m 1000m-400m; +6m Remainder



BRISBANE RACING CLUB

Section	Overall	1600m	1400m	1200m	1000m	800m	600m	400m	200m
Section Times	1:51.07 [6] (0:16.60)	1:34.47 [6] (0:11.85)	1:22.62 [6] (0:11.76)	1:10.86 [6] (0:11.92)	0:58.94 [7] (0:12.46)	0:46.48 [7] (0:11.89)	0:34.59 [8] (0:11.36)	0:23.23 [9] (0:11.25)	0:11.98 [7] (0:11.98)
Average Speed [km/h]	50.4	61.1	61.3	60.6	58.5	61.4	64.5	64.0	60.3
Top Speed [km/h]	60.9	62.9	62.6	61.4	60.1	64.2	66.4	66.4	64.2
Avg. Dist. to Rail [m]	4.6	1.7	1.7	1.7	2.5	3.9	3.8	6.6	4.4
Avg. Stride Freq. [Hz]	2.3	2.3	2.3	2.3	2.3	2.3	2.4	2.4	2.4
Avg. Stride Length [m]	6.2	7.3	7.3	7.3	7.2	7.4	7.5	7.3	7.0



- [] Ranking at each section and finish
- .-.- No data available at this section
- NA No data available



Horse/Jockey Name	Exotique Miss
Final Rank	7
Fastest Section Time (Section)	0:11.50 (1400m)
Top Speed [km/h] (Section)	64.2 (1600m)
Race State	Finished



Eagle Farm QLD Professional

Race 4: XXXX BENCHMARK 78 Handicap - 1830m

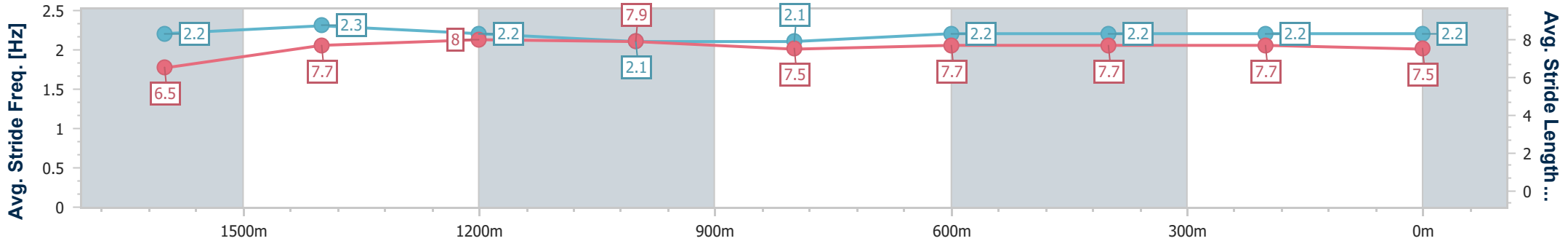
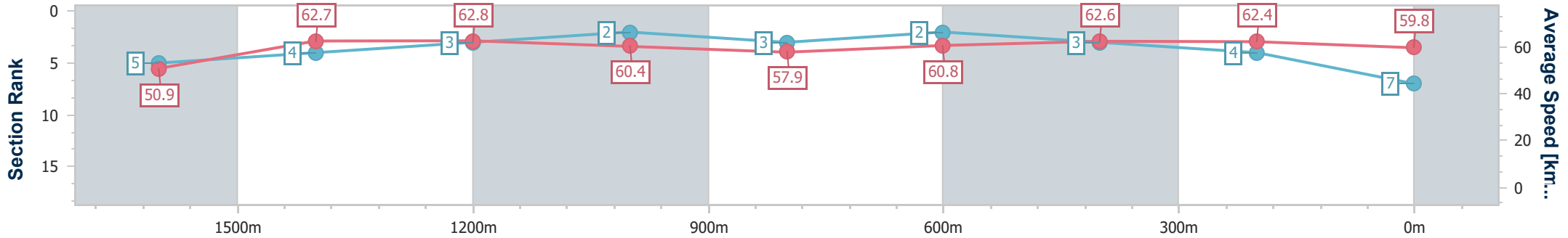
28 December 2024 - 13:59

Track Rating: Good 4, Weather: Fine, Rail Position: +6.5m 1000m-400m; +6m Remainder



BRISBANE RACING CLUB

Section	Overall	1600m	1400m	1200m	1000m	800m	600m	400m	200m
Section Times	1:51.11 [7] (0:16.37)	1:34.74 [5] (0:11.58)	1:23.16 [4] (0:11.50)	1:11.66 [3] (0:11.92)	0:59.74 [2] (0:12.55)	0:47.19 [3] (0:11.94)	0:35.25 [2] (0:11.56)	0:23.69 [3] (0:11.57)	0:12.12 [4] (0:12.12)
Average Speed [km/h]	50.9	62.7	62.8	60.4	57.9	60.8	62.6	62.4	59.8
Top Speed [km/h]	61.5	64.2	63.9	62.2	59.6	61.4	63.6	63.3	61.5
Avg. Dist. to Rail [m]	2.8	2.5	1.9	1.1	2.0	2.2	1.0	0.3	1.2
Avg. Stride Freq. [Hz]	2.2	2.3	2.2	2.1	2.1	2.2	2.2	2.2	2.2
Avg. Stride Length [m]	6.5	7.7	8.0	7.9	7.5	7.7	7.7	7.7	7.5



- [] Ranking at each section and finish
- .-.-.- No data available at this section
- NA No data available



Horse/Jockey Name	Clyde
Final Rank	8
Fastest Section Time (Section)	0:11.16 (600m)
Top Speed [km/h] (Section)	66.2 (600m)
Race State	Finished



Eagle Farm QLD Professional

Race 4: XXXX BENCHMARK 78 Handicap - 1830m

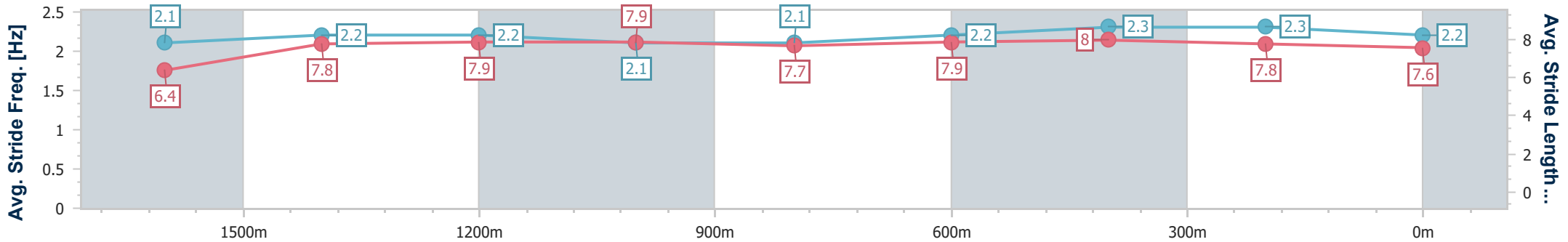
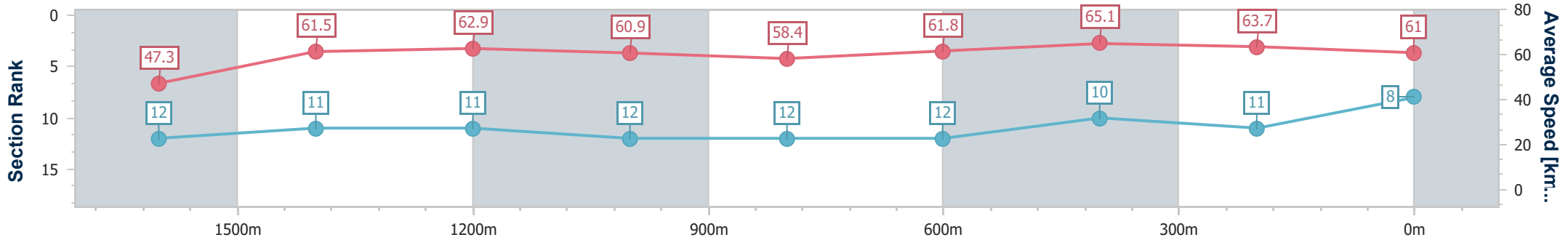
28 December 2024 - 13:59

Track Rating: Good 4, Weather: Fine, Rail Position: +6.5m 1000m-400m; +6m Remainder



BRISBANE RACING CLUB

Section	Overall	1600m	1400m	1200m	1000m	800m	600m	400m	200m
Section Times	1:51.11 [8] (0:17.75)	1:33.36 [12] (0:11.79)	1:21.57 [11] (0:11.48)	1:10.09 [11] (0:11.80)	0:58.29 [12] (0:12.33)	0:45.96 [12] (0:11.68)	0:34.28 [12] (0:11.16)	0:23.12 [10] (0:11.28)	0:11.84 [11] (0:11.84)
Average Speed [km/h]	47.3	61.5	62.9	60.9	58.4	61.8	65.1	63.7	61.0
Top Speed [km/h]	60.7	62.4	63.5	62.5	59.9	63.5	66.2	65.7	63.1
Avg. Dist. to Rail [m]	6.9	2.4	1.1	0.6	0.4	1.0	1.3	4.6	6.6
Avg. Stride Freq. [Hz]	2.1	2.2	2.2	2.1	2.1	2.2	2.3	2.3	2.2
Avg. Stride Length [m]	6.4	7.8	7.9	7.9	7.7	7.9	8.0	7.8	7.6



- [] Ranking at each section and finish
- .-.- No data available at this section
- NA No data available



Horse/Jockey Name	Twigman
Final Rank	9
Fastest Section Time (Section)	0:11.41 (600m)
Top Speed [km/h] (Section)	63.8 (600m)
Race State	Finished



Eagle Farm QLD Professional

Race 4: XXXX BENCHMARK 78 Handicap - 1830m

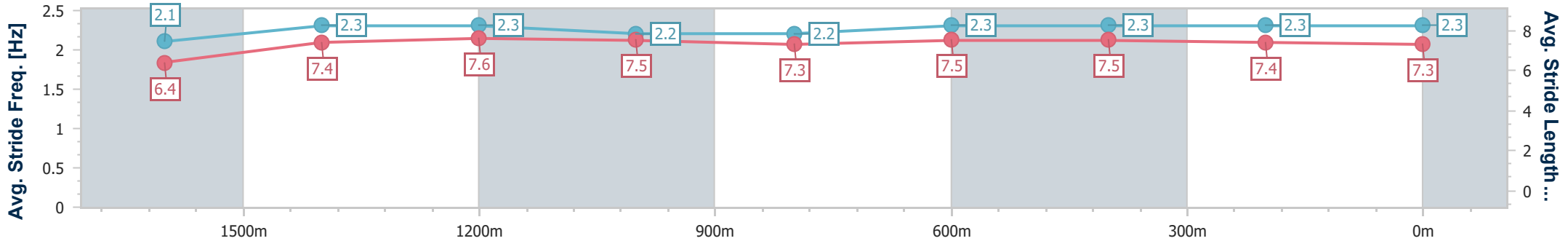
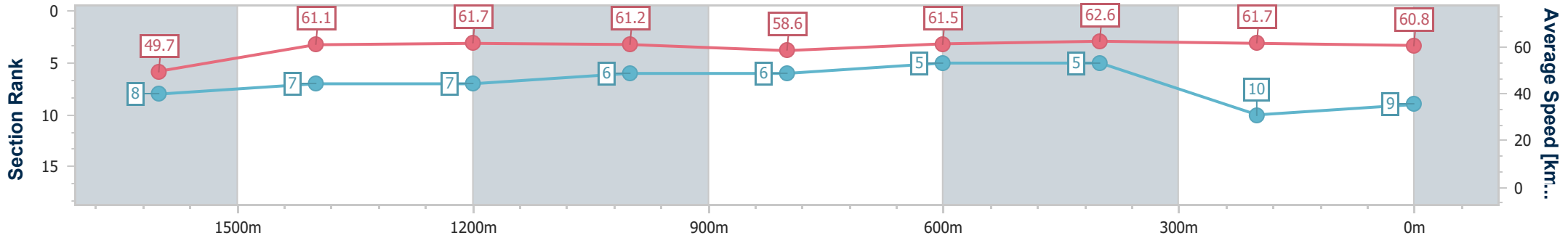
28 December 2024 - 13:59

Track Rating: Good 4, Weather: Fine, Rail Position: +6.5m 1000m-400m; +6m Remainder



BRISBANE RACING CLUB

Section	Overall	1600m	1400m	1200m	1000m	800m	600m	400m	200m
Section Times	1:51.17 [9] (0:16.76)	1:34.41 [8] (0:11.89)	1:22.52 [7] (0:11.66)	1:10.86 [7] (0:11.82)	0:59.04 [6] (0:12.35)	0:46.69 [6] (0:11.68)	0:35.01 [5] (0:11.41)	0:23.60 [5] (0:11.68)	0:11.92 [10] (0:11.92)
Average Speed [km/h]	49.7	61.1	61.7	61.2	58.6	61.5	62.6	61.7	60.8
Top Speed [km/h]	61.5	61.8	62.7	62.3	60.9	62.1	63.8	63.4	61.7
Avg. Dist. to Rail [m]	4.2	2.2	2.4	1.9	1.0	0.8	1.2	1.6	2.0
Avg. Stride Freq. [Hz]	2.1	2.3	2.3	2.2	2.2	2.3	2.3	2.3	2.3
Avg. Stride Length [m]	6.4	7.4	7.6	7.5	7.3	7.5	7.5	7.4	7.3



- [] Ranking at each section and finish
- .-.- No data available at this section
- NA No data available



Horse/Jockey Name	Logan Street Lion
Final Rank	10
Fastest Section Time (Section)	0:11.31 (600m)
Top Speed [km/h] (Section)	67.0 (600m)
Race State	Finished



Eagle Farm QLD Professional

Race 4: XXXX BENCHMARK 78 Handicap - 1830m

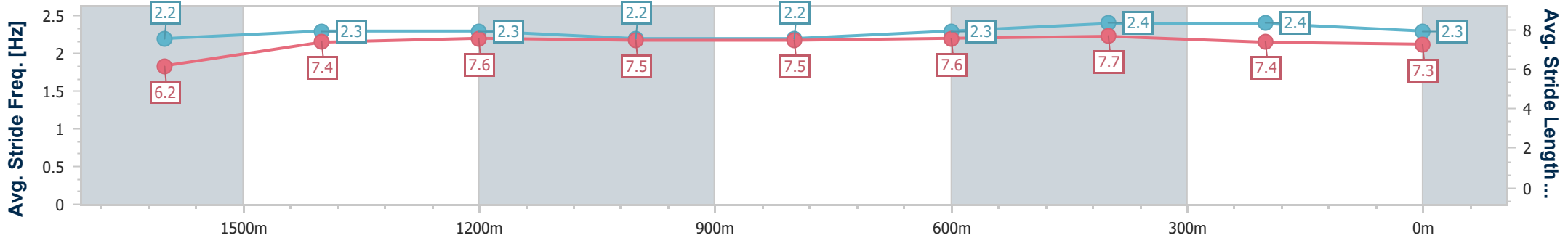
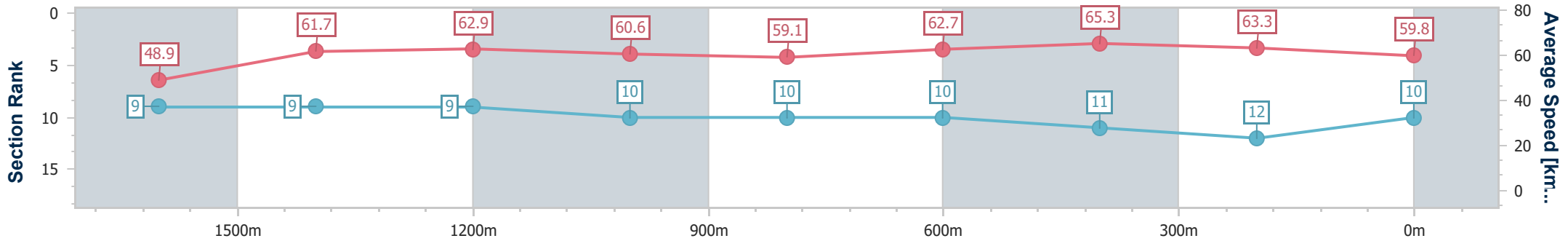
28 December 2024 - 13:59

Track Rating: Good 4, Weather: Fine, Rail Position: +6.5m 1000m-400m; +6m Remainder



BRISBANE RACING CLUB

Section	Overall	1600m	1400m	1200m	1000m	800m	600m	400m	200m
Section Times	1:51.54 [10] (0:17.33)	1:34.21 [9] (0:11.76)	1:22.45 [9] (0:11.49)	1:10.96 [9] (0:11.93)	0:59.03 [10] (0:12.43)	0:46.60 [10] (0:11.76)	0:34.84 [10] (0:11.31)	0:23.53 [11] (0:11.40)	0:12.13 [12] (0:12.13)
Average Speed [km/h]	48.9	61.7	62.9	60.6	59.1	62.7	65.3	63.3	59.8
Top Speed [km/h]	59.9	63.2	63.8	61.2	60.1	64.9	67.0	65.6	62.1
Avg. Dist. to Rail [m]	8.8	2.4	3.8	3.7	3.9	5.2	5.6	8.3	6.3
Avg. Stride Freq. [Hz]	2.2	2.3	2.3	2.2	2.2	2.3	2.4	2.4	2.3
Avg. Stride Length [m]	6.2	7.4	7.6	7.5	7.5	7.6	7.7	7.4	7.3



- [] Ranking at each section and finish
- .-.- No data available at this section
- NA No data available



Horse/Jockey Name	Applications
Final Rank	11
Fastest Section Time (Section)	0:11.46 (600m)
Top Speed [km/h] (Section)	65.1 (600m)
Race State	Finished



Eagle Farm QLD Professional

Race 4: XXXX BENCHMARK 78 Handicap - 1830m

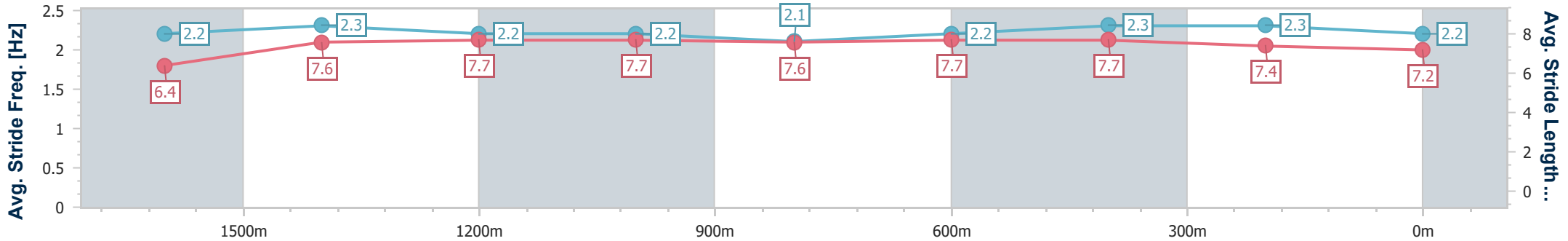
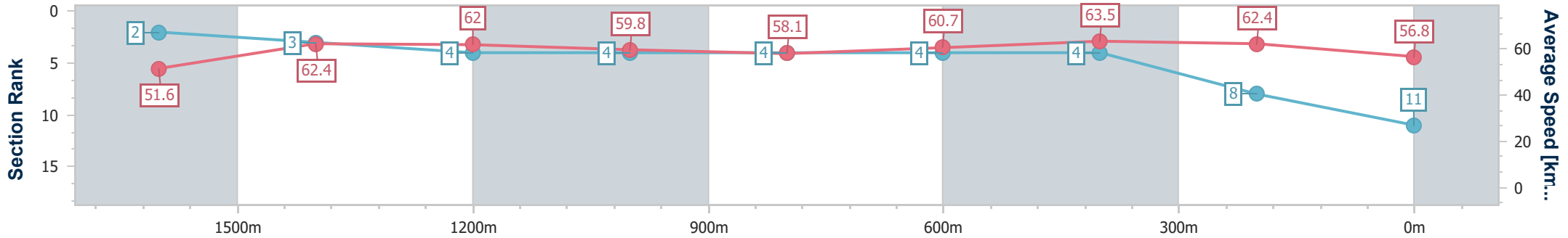
28 December 2024 - 13:59

Track Rating: Good 4, Weather: Fine, Rail Position: +6.5m 1000m-400m; +6m Remainder



BRISBANE RACING CLUB

Section	Overall	1600m	1400m	1200m	1000m	800m	600m	400m	200m
Section Times	1:51.88 [11] (0:16.18)	1:35.70 [2] (0:11.66)	1:24.04 [3] (0:11.65)	1:12.39 [4] (0:12.06)	1:00.33 [4] (0:12.55)	0:47.78 [4] (0:12.00)	0:35.78 [4] (0:11.46)	0:24.32 [4] (0:11.57)	0:12.75 [8] (0:12.75)
Average Speed [km/h]	51.6	62.4	62.0	59.8	58.1	60.7	63.5	62.4	56.8
Top Speed [km/h]	61.5	63.6	63.2	61.4	59.6	62.0	65.1	64.3	60.1
Avg. Dist. to Rail [m]	3.4	3.5	3.3	2.5	2.6	2.6	2.5	4.0	4.9
Avg. Stride Freq. [Hz]	2.2	2.3	2.2	2.2	2.1	2.2	2.3	2.3	2.2
Avg. Stride Length [m]	6.4	7.6	7.7	7.7	7.6	7.7	7.7	7.4	7.2



- [] Ranking at each section and finish
- .-.- No data available at this section
- NA No data available



Horse/Jockey Name	Disney Castle
Final Rank	12
Fastest Section Time (Section)	0:11.48 (600m)
Top Speed [km/h] (Section)	64.3 (1600m)
Race State	Finished



Eagle Farm QLD Professional

Race 4: XXXX BENCHMARK 78 Handicap - 1830m

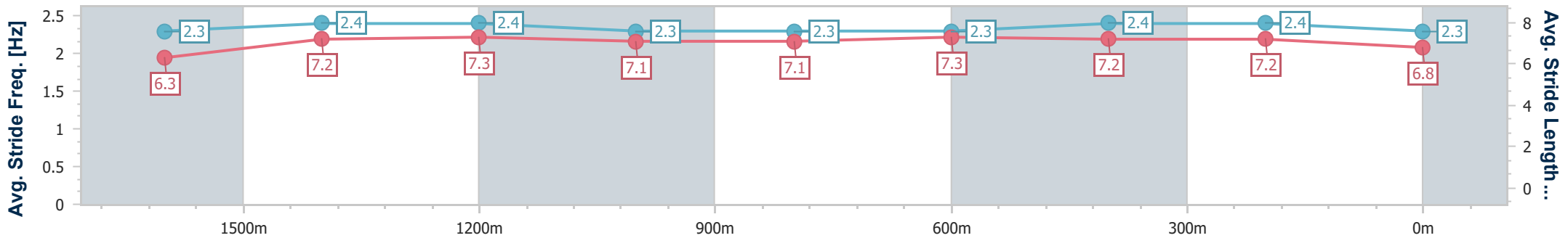
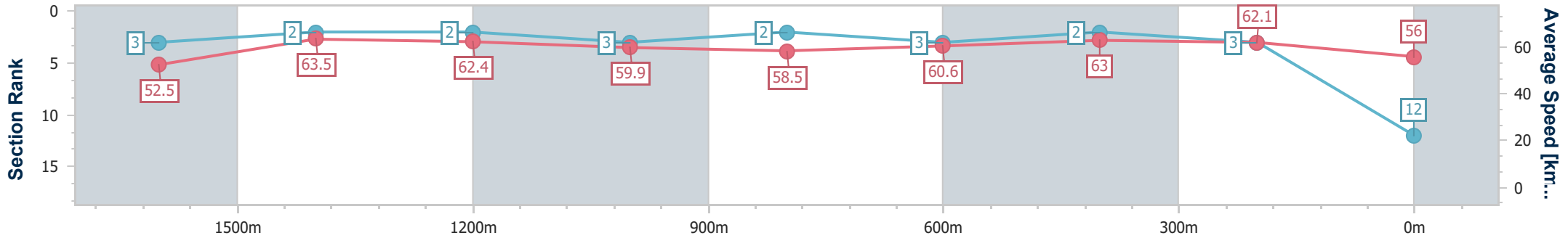
28 December 2024 - 13:59

Track Rating: Good 4, Weather: Fine, Rail Position: +6.5m 1000m-400m; +6m Remainder



BRISBANE RACING CLUB

Section	Overall	1600m	1400m	1200m	1000m	800m	600m	400m	200m
Section Times	1:51.92 [12] (0:16.20)	1:35.72 [3] (0:11.58)	1:24.14 [2] (0:11.56)	1:12.58 [2] (0:12.05)	1:00.53 [3] (0:12.46)	0:48.07 [2] (0:12.06)	0:36.01 [3] (0:11.48)	0:24.53 [2] (0:11.59)	0:12.94 [3] (0:12.94)
Average Speed [km/h]	52.5	63.5	62.4	59.9	58.5	60.6	63.0	62.1	56.0
Top Speed [km/h]	63.4	64.3	63.8	62.4	59.6	62.7	64.1	63.8	60.6
Avg. Dist. to Rail [m]	8.1	6.6	4.8	2.8	3.0	3.0	1.3	1.1	1.5
Avg. Stride Freq. [Hz]	2.3	2.4	2.4	2.3	2.3	2.3	2.4	2.4	2.3
Avg. Stride Length [m]	6.3	7.2	7.3	7.1	7.1	7.3	7.2	7.2	6.8



- [] Ranking at each section and finish
- .-.- No data available at this section
- NA No data available