



Eagle Farm QLD Professional

Race 3: LADBROKES EAGLE WAY QTIS 3YO - 2100m

28 December 2024 - 13:23



BRISBANE
RACING CLUB

Track Rating: Good 4, Weather: Fine, Rail Position: +6.5m 1000m-400m; +6m Remainder

Section														
Field Times	Overall	2000m	1800m	1600m	1400m	1200m	1000m	Last 600m						
	2:12.03 (0:09.41)	2:02.62 (0:12.35)	1:50.27 (0:12.34)	1:37.93 (0:12.68)	1:25.25 (0:13.21)	1:12.04 (0:12.84)	0:59.20 (0:12.64)	0:34.45						
Rank	TAB	Horse/Jockey	Barrier	Top Speed [km/h]	Fastest Section								Distance Travelled [m]	
1	1	BEAU DAZZLER Jag Guthmann-Chester	1	67.1	0:09.60	2:12.03 [1] (0:09.60)	2:02.43 [5] (0:12.75)	1:49.68 [4] (0:12.97)	1:36.71 [4] (0:12.60)	1:24.11 [4] (0:12.72)	1:11.39 [4] (0:13.18)	0:58.21 [5] (0:12.48)	0:34.07	
2	5	SUN WORSHIPPER Mark Du Plessis	3	66.7	0:09.75	2:12.33 [2] (0:09.75)	2:02.58 [6] (0:12.92)	1:49.66 [6] (0:12.97)	1:36.69 [6] (0:12.58)	1:24.11 [6] (0:12.67)	1:11.44 [6] (0:13.21)	0:58.23 [6] (0:12.52)	0:34.05	+0
3	9	WOWZINO Angela Jones	7	65.0	0:09.41	2:12.46 [3] (0:09.41)	2:03.05 [1] (0:12.35)	1:50.70 [1] (0:12.34)	1:38.36 [1] (0:12.68)	1:25.68 [1] (0:13.21)	1:12.47 [1] (0:12.84)	0:59.63 [1] (0:12.64)	0:34.88	-6
4	2	MADAME LEXIS Sean Cormack	4	66.1	0:09.48	2:12.79 [4] (0:09.48)	2:03.31 [3] (0:12.98)	1:50.33 [5] (0:12.92)	1:37.41 [5] (0:12.57)	1:24.84 [5] (0:12.70)	1:12.14 [5] (0:13.15)	0:58.99 [4] (0:12.51)	0:35.02	+13
5	7	METCALFE Robbie Dolan	5	65.8	0:09.76	2:12.81 [5] (0:09.76)	2:03.05 [7] (0:12.98)	1:50.07 [7] (0:13.13)	1:36.94 [8] (0:12.51)	1:24.43 [7] (0:12.61)	1:11.82 [7] (0:13.12)	0:58.70 [7] (0:12.45)	0:34.58	+9
6	8	MAZIS Ron Stewart	9	66.9	0:10.17	2:12.84 [6] (0:10.17)	2:02.67 [9] (0:12.83)	1:49.84 [8] (0:12.91)	1:36.93 [9] (0:12.62)	1:24.31 [9] (0:12.57)	1:11.74 [8] (0:13.27)	0:58.47 [9] (0:12.53)	0:34.43	+3
7	4	CAPTAIN GOOD VIBES Cejay Graham	6	64.6	0:09.55	2:13.01 [7] (0:09.55)	2:03.46 [4] (0:12.58)	1:50.88 [3] (0:12.88)	1:38.00 [3] (0:12.54)	1:25.46 [2] (0:12.86)	1:12.60 [2] (0:13.10)	0:59.50 [2] (0:12.57)	0:35.28	+2
8	6	PROPOSE Taylor Marshall	8	66.3	0:10.02	2:13.60 [8] (0:10.02)	2:03.58 [8] (0:12.98)	1:50.60 [9] (0:12.84)	1:37.76 [7] (0:12.65)	1:25.11 [8] (0:12.61)	1:12.50 [9] (0:13.27)	0:59.23 [8] (0:12.64)	0:35.06	+3
9	3	BANKSIA BEACH Cody Collis	2	61.9	0:09.46	2:15.71 [9] (0:09.46)	2:06.25 [2] (0:12.59)	1:53.66 [2] (0:12.92)	1:40.74 [2] (0:12.58)	1:28.16 [2] (0:12.86)	1:15.30 [3] (0:13.11)	1:02.19 [3] (0:12.57)	0:37.70	-2

[] Ranking at each section and finish
 -:-:- No data available at this section
 NA No data available

SCN Saddle cloth number
 DNF Did not finish
 DNT Did not track



Eagle Farm QLD Professional

Race 3: LADBROKES EAGLE WAY QTIS 3YO - 2100m

28 December 2024 - 13:23



Track Rating: Good 4, Weather: Fine, Rail Position: +6.5m 1000m-400m; +6m Remainder

Section						800m	600m	400m	200m	Last 600m	
Field Times						0:46.56 (0:12.11)	0:34.45 (0:11.31)	0:23.14 (0:11.33)	0:11.81 (0:11.81)	0:34.45	
Rank	TAB Horse/Jockey	Barrier	Top Speed [km/h]	Fastest Section					Margin	Distance Travelled [m]	
1	1 BEAU DAZZLER Jag Guthmann-Chester	1	67.1 600m	0:09.60 Overall	0:45.73 [4] (0:11.66)	0:34.07 [4] (0:11.20)	0:22.87 [3] (0:11.06)	0:11.81 [1] (0:11.81)	2:12.03	0:34.07	
2	5 SUN WORSHIPPER Mark Du Plessis	3	66.7 600m	0:09.75 Overall	0:45.71 [7] (0:11.66)	0:34.05 [7] (0:11.22)	0:22.83 [5] (0:11.02)	0:11.81 [4] (0:11.81)	1.73L	0:34.05 +0	
3	9 WOWZINO Angela Jones	7	65.0 600m	0:09.41 Overall	0:46.99 [1] (0:12.11)	0:34.88 [1] (0:11.31)	0:23.57 [1] (0:11.40)	0:12.17 [2] (0:12.17)	2.51L	0:34.88 -6	
4	2 MADAME LEXIS Sean Cormack	4	66.1 800m	0:09.48 Overall	0:46.48 [5] (0:11.46)	0:35.02 [3] (0:11.35)	0:23.67 [2] (0:11.37)	0:12.30 [3] (0:12.30)	4.44L	0:35.02 +13	
5	7 METCALFE Robbie Dolan	5	65.8 400m	0:09.76 Overall	0:46.25 [6] (0:11.67)	0:34.58 [6] (0:11.50)	0:23.08 [6] (0:11.16)	0:11.92 [6] (0:11.92)	4.55L	0:34.58 +9	
6	8 MAZIS Ron Stewart	9	66.9 400m	0:10.17 Overall	0:45.94 [8] (0:11.51)	0:34.43 [8] (0:11.40)	0:23.03 [7] (0:11.08)	0:11.95 [7] (0:11.95)	4.76L	0:34.43 +3	
7	4 CAPTAIN GOOD VIBES Cejay Graham	6	64.6 400m	0:09.55 Overall	0:46.93 [2] (0:11.65)	0:35.28 [2] (0:11.55)	0:23.73 [4] (0:11.44)	0:12.29 [5] (0:12.29)	5.73L	0:35.28 +2	
8	6 PROPOSE Taylor Marshall	8	66.3 400m	0:10.02 Overall	0:46.59 [9] (0:11.53)	0:35.06 [9] (0:11.39)	0:23.67 [9] (0:11.21)	0:12.46 [8] (0:12.46)	9.2L	0:35.06 +3	
9	3 BANKSIA BEACH Cody Collis	2	61.9 800m	0:09.46 Overall	0:49.62 [3] (0:11.92)	0:37.70 [5] (0:11.82)	0:25.88 [8] (0:12.22)	0:13.66 [9] (0:13.66)	21.64L	0:37.70 -2	



Horse/Jockey Name	Beau Dazzler
Final Rank	1
Fastest Section Time (Section)	0:09.60 (Overall)
Top Speed [km/h] (Section)	67.1 (600m)
Race State	Finished



Eagle Farm QLD Professional

Race 3: LADBROKES EAGLE WAY QTIS 3YO - 2100m

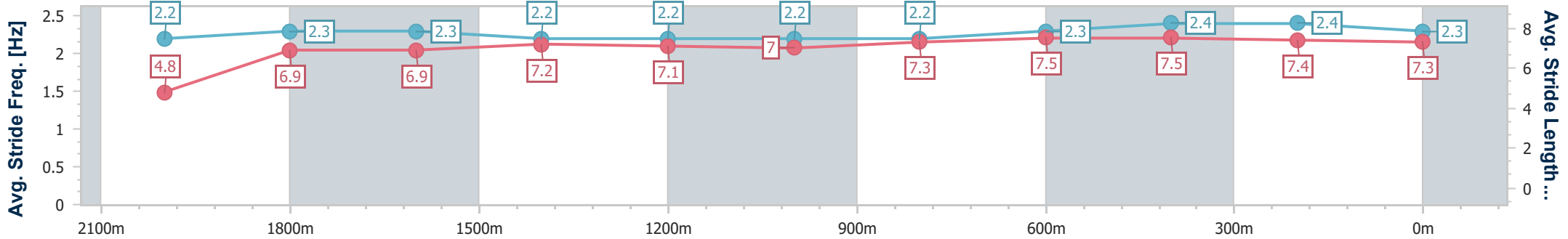
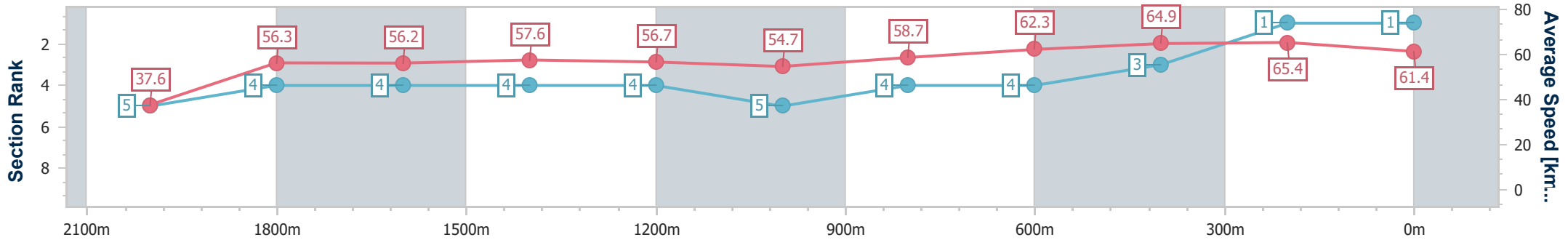
28 December 2024 - 13:23

Track Rating: Good 4, Weather: Fine, Rail Position: +6.5m 1000m-400m; +6m Remainder



BRISBANE RACING CLUB

Section	Overall	2000m	1800m	1600m	1400m	1200m	1000m	800m	600m	400m	200m
Section Times	2:12.03 [1] (0:09.60)	2:02.43 [5] (0:12.75)	1:49.68 [4] (0:12.97)	1:36.71 [4] (0:12.60)	1:24.11 [4] (0:12.72)	1:11.39 [4] (0:13.18)	0:58.21 [5] (0:12.48)	0:45.73 [4] (0:11.66)	0:34.07 [4] (0:11.20)	0:22.87 [3] (0:11.06)	0:11.81 [1] (0:11.81)
Average Speed [km/h]	37.6	56.3	56.2	57.6	56.7	54.7	58.7	62.3	64.9	65.4	61.4
Top Speed [km/h]	55.9	57.1	56.5	58.7	58.6	55.4	62.6	63.5	67.1	66.3	63.3
Avg. Dist. to Rail [m]	3.5	0.8	1.8	2.5	3.4	3.5	3.3	2.3	1.9	6.0	8.0
Avg. Stride Freq. [Hz]	2.2	2.3	2.3	2.2	2.2	2.2	2.2	2.3	2.4	2.4	2.3
Avg. Stride Length [m]	4.8	6.9	6.9	7.2	7.1	7.0	7.3	7.5	7.5	7.4	7.3



- [] Ranking at each section and finish
- .-.- No data available at this section
- NA No data available



Horse/Jockey Name	Sun Worshipper
Final Rank	2
Fastest Section Time (Section)	0:09.75 (Overall)
Top Speed [km/h] (Section)	66.7 (600m)
Race State	Finished



Eagle Farm QLD Professional

Race 3: LADBROKES EAGLE WAY QTIS 3YO - 2100m

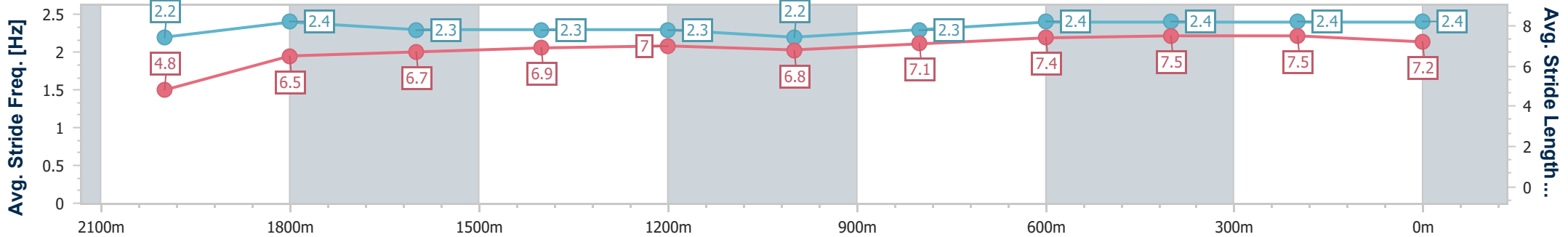
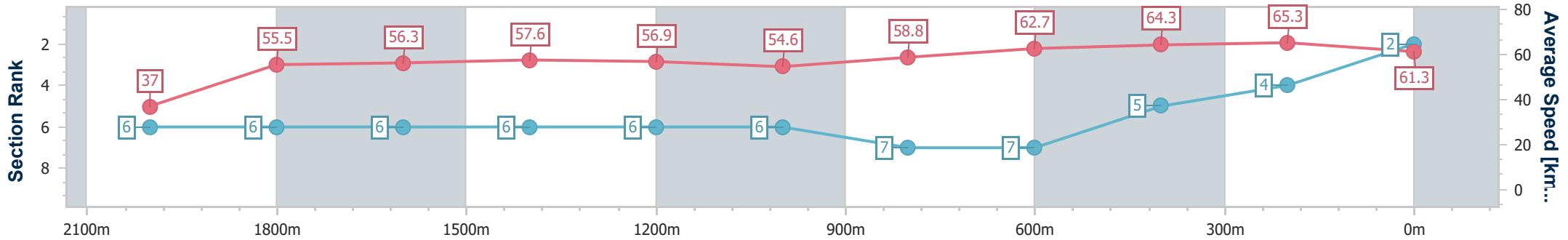
28 December 2024 - 13:23

Track Rating: Good 4, Weather: Fine, Rail Position: +6.5m 1000m-400m; +6m Remainder



BRISBANE RACING CLUB

Section	Overall	2000m	1800m	1600m	1400m	1200m	1000m	800m	600m	400m	200m
Section Times	2:12.33 [2] (0:09.75)	2:02.58 [6] (0:12.92)	1:49.66 [6] (0:12.97)	1:36.69 [6] (0:12.58)	1:24.11 [6] (0:12.67)	1:11.44 [6] (0:13.21)	0:58.23 [6] (0:12.52)	0:45.71 [7] (0:11.66)	0:34.05 [7] (0:11.22)	0:22.83 [5] (0:11.02)	0:11.81 [4] (0:11.81)
Average Speed [km/h]	37.0	55.5	56.3	57.6	56.9	54.6	58.8	62.7	64.3	65.3	61.3
Top Speed [km/h]	54.6	57.4	57.2	58.5	58.4	55.8	63.5	63.7	66.7	66.7	63.9
Avg. Dist. to Rail [m]	3.4	0.7	2.2	2.5	2.7	3.4	3.8	3.4	0.9	4.8	6.8
Avg. Stride Freq. [Hz]	2.2	2.4	2.3	2.3	2.3	2.2	2.3	2.4	2.4	2.4	2.4
Avg. Stride Length [m]	4.8	6.5	6.7	6.9	7.0	6.8	7.1	7.4	7.5	7.5	7.2



- [] Ranking at each section and finish
- .-.-.- No data available at this section
- NA No data available



Horse/Jockey Name	Wowzino
Final Rank	3
Fastest Section Time (Section)	0:09.41 (Overall)
Top Speed [km/h] (Section)	65.0 (600m)
Race State	Finished



Eagle Farm QLD Professional

Race 3: LADBROKES EAGLE WAY QTIS 3YO - 2100m

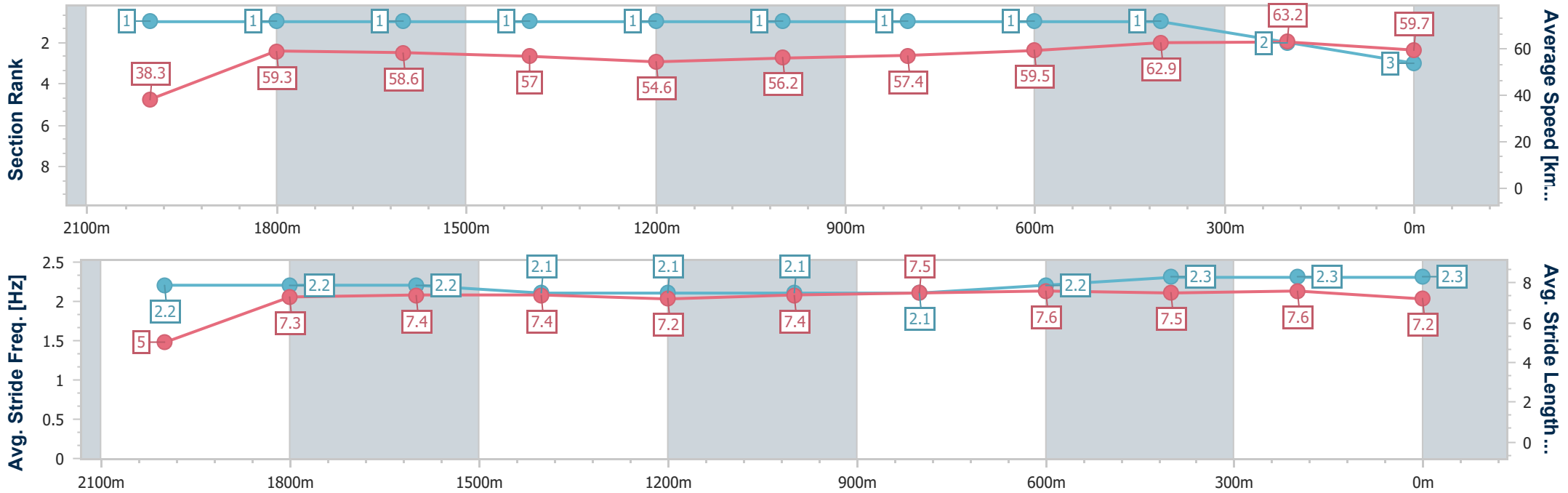
28 December 2024 - 13:23

Track Rating: Good 4, Weather: Fine, Rail Position: +6.5m 1000m-400m; +6m Remainder



BRISBANE RACING CLUB

Section	Overall	2000m	1800m	1600m	1400m	1200m	1000m	800m	600m	400m	200m
Section Times	2:12.46 [3] (0:09.41)	2:03.05 [1] (0:12.35)	1:50.70 [1] (0:12.34)	1:38.36 [1] (0:12.68)	1:25.68 [1] (0:13.21)	1:12.47 [1] (0:12.84)	0:59.63 [1] (0:12.64)	0:46.99 [1] (0:12.11)	0:34.88 [1] (0:11.31)	0:23.57 [1] (0:11.40)	0:12.17 [2] (0:12.17)
Average Speed [km/h]	38.3	59.3	58.6	57.0	54.6	56.2	57.4	59.5	62.9	63.2	59.7
Top Speed [km/h]	58.2	59.5	59.6	58.1	55.9	56.7	58.5	62.0	65.0	64.8	62.2
Avg. Dist. to Rail [m]	5.6	2.2	1.7	1.1	1.2	1.5	1.2	0.5	1.9	0.9	3.2
Avg. Stride Freq. [Hz]	2.2	2.2	2.2	2.1	2.1	2.1	2.1	2.2	2.3	2.3	2.3
Avg. Stride Length [m]	5.0	7.3	7.4	7.4	7.2	7.4	7.5	7.6	7.5	7.6	7.2



- [] Ranking at each section and finish
- .-.-.- No data available at this section
- NA No data available



Horse/Jockey Name	Madame Lexis
Final Rank	4
Fastest Section Time (Section)	0:09.48 (Overall)
Top Speed [km/h] (Section)	66.1 (800m)
Race State	Finished



Eagle Farm QLD Professional

Race 3: LADBROKES EAGLE WAY QTIS 3YO - 2100m

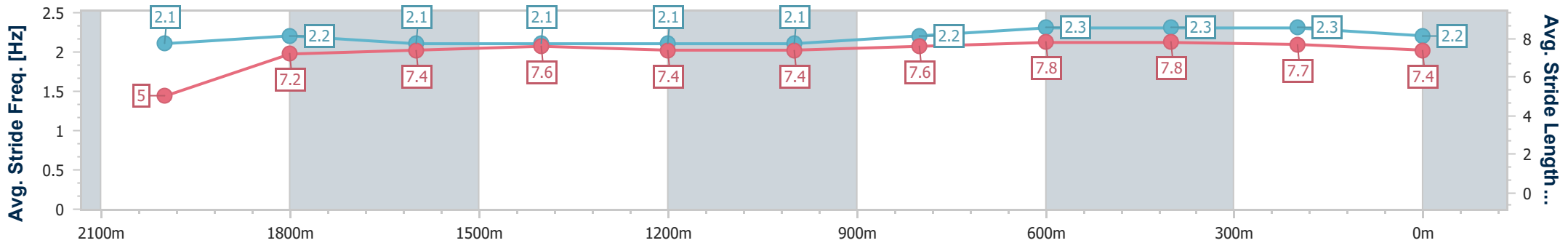
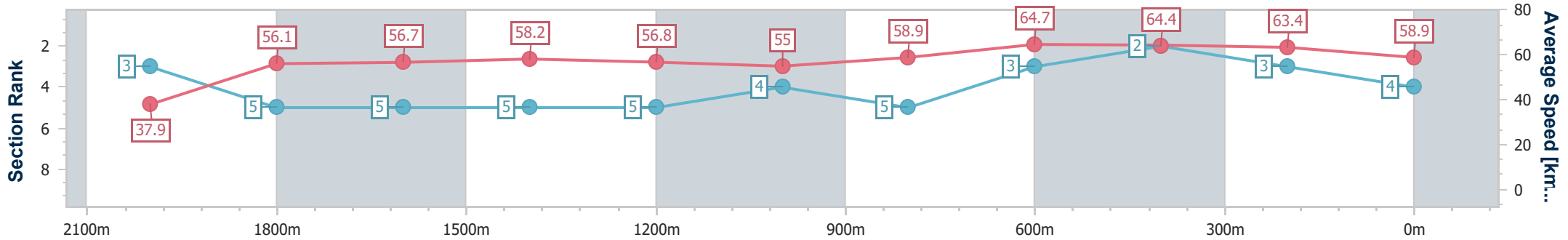
28 December 2024 - 13:23

Track Rating: Good 4, Weather: Fine, Rail Position: +6.5m 1000m-400m; +6m Remainder



BRISBANE RACING CLUB

Section	Overall	2000m	1800m	1600m	1400m	1200m	1000m	800m	600m	400m	200m
Section Times	2:12.79 [4] (0:09.48)	2:03.31 [3] (0:12.98)	1:50.33 [5] (0:12.92)	1:37.41 [5] (0:12.57)	1:24.84 [5] (0:12.70)	1:12.14 [5] (0:13.15)	0:58.99 [4] (0:12.51)	0:46.48 [5] (0:11.46)	0:35.02 [3] (0:11.35)	0:23.67 [2] (0:11.37)	0:12.30 [3] (0:12.30)
Average Speed [km/h]	37.9	56.1	56.7	58.2	56.8	55.0	58.9	64.7	64.4	63.4	58.9
Top Speed [km/h]	55.1	57.7	57.7	59.1	59.3	55.8	64.4	66.1	65.5	65.0	62.1
Avg. Dist. to Rail [m]	3.9	1.5	3.6	4.8	4.9	4.2	4.7	6.6	3.1	2.6	4.6
Avg. Stride Freq. [Hz]	2.1	2.2	2.1	2.1	2.1	2.1	2.2	2.3	2.3	2.3	2.2
Avg. Stride Length [m]	5.0	7.2	7.4	7.6	7.4	7.4	7.6	7.8	7.8	7.7	7.4



- [] Ranking at each section and finish
- .-.- No data available at this section
- NA No data available



Horse/Jockey Name	Metcalfe
Final Rank	5
Fastest Section Time (Section)	0:09.76 (Overall)
Top Speed [km/h] (Section)	65.8 (400m)
Race State	Finished



Eagle Farm QLD Professional

Race 3: LADBROKES EAGLE WAY QTIS 3YO - 2100m

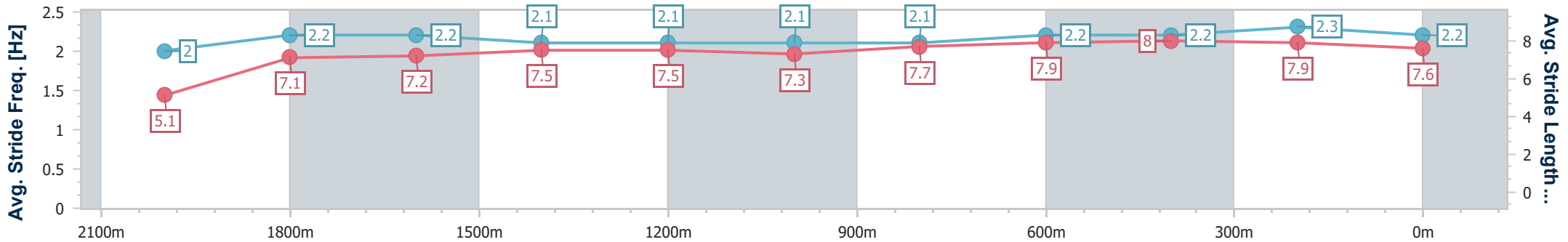
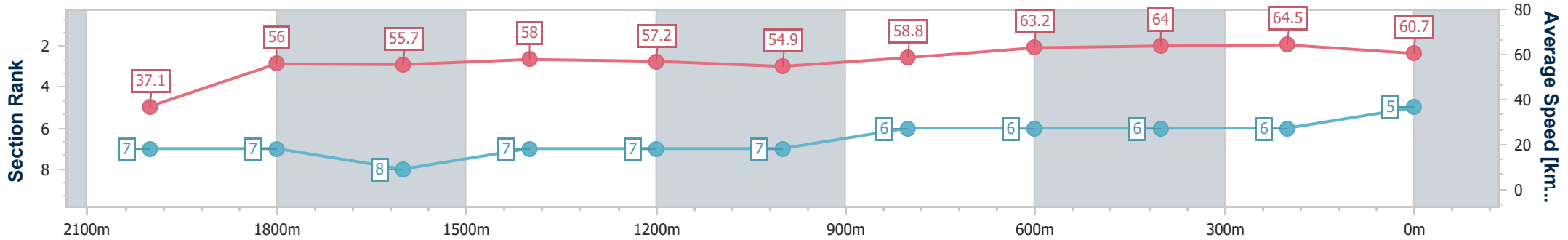
28 December 2024 - 13:23

Track Rating: Good 4, Weather: Fine, Rail Position: +6.5m 1000m-400m; +6m Remainder



BRISBANE RACING CLUB

Section	Overall	2000m	1800m	1600m	1400m	1200m	1000m	800m	600m	400m	200m
Section Times	2:12.81 [5] (0:09.76)	2:03.05 [7] (0:12.98)	1:50.07 [7] (0:13.13)	1:36.94 [8] (0:12.51)	1:24.43 [7] (0:12.61)	1:11.82 [7] (0:13.12)	0:58.70 [7] (0:12.45)	0:46.25 [6] (0:11.67)	0:34.58 [6] (0:11.50)	0:23.08 [6] (0:11.16)	0:11.92 [6] (0:11.92)
Average Speed [km/h]	37.1	56.0	55.7	58.0	57.2	54.9	58.8	63.2	64.0	64.5	60.7
Top Speed [km/h]	54.9	56.8	57.2	59.0	58.7	56.2	63.7	64.3	65.6	65.8	63.0
Avg. Dist. to Rail [m]	4.8	1.6	3.4	2.2	1.2	1.9	3.4	5.4	4.3	7.4	8.5
Avg. Stride Freq. [Hz]	2.0	2.2	2.2	2.1	2.1	2.1	2.1	2.2	2.2	2.3	2.2
Avg. Stride Length [m]	5.1	7.1	7.2	7.5	7.5	7.3	7.7	7.9	8.0	7.9	7.6



- [] Ranking at each section and finish
- .-.- No data available at this section
- NA No data available



Horse/Jockey Name	Mazis
Final Rank	6
Fastest Section Time (Section)	0:10.17 (Overall)
Top Speed [km/h] (Section)	66.9 (400m)
Race State	Finished



Eagle Farm QLD Professional

Race 3: LADBROKES EAGLE WAY QTIS 3YO - 2100m

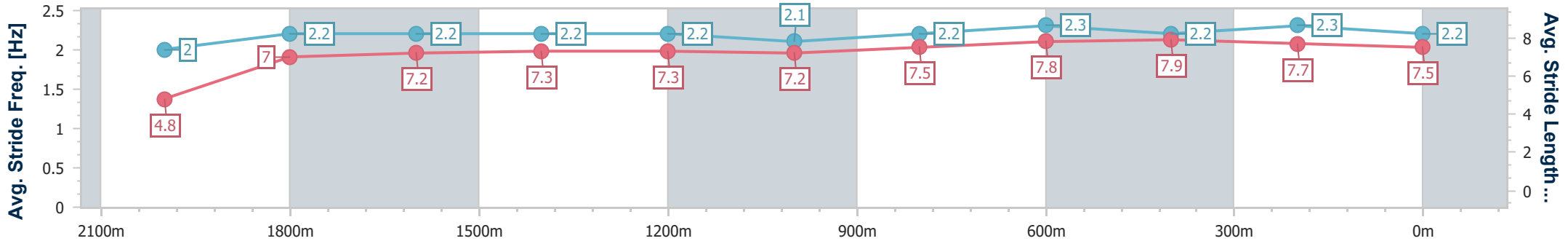
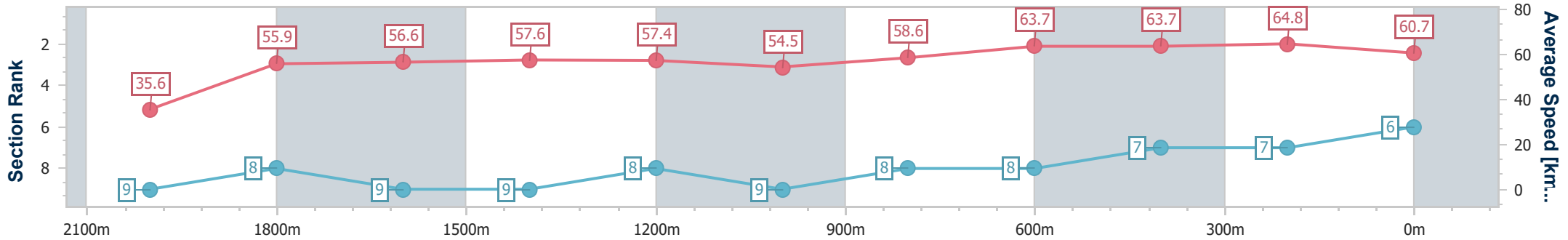
28 December 2024 - 13:23

Track Rating: Good 4, Weather: Fine, Rail Position: +6.5m 1000m-400m; +6m Remainder



BRISBANE RACING CLUB

Section	Overall	2000m	1800m	1600m	1400m	1200m	1000m	800m	600m	400m	200m
Section Times	2:12.84 [6] (0:10.17)	2:02.67 [9] (0:12.83)	1:49.84 [8] (0:12.91)	1:36.93 [9] (0:12.62)	1:24.31 [9] (0:12.57)	1:11.74 [8] (0:13.27)	0:58.47 [9] (0:12.53)	0:45.94 [8] (0:11.51)	0:34.43 [8] (0:11.40)	0:23.03 [7] (0:11.08)	0:11.95 [7] (0:11.95)
Average Speed [km/h]	35.6	55.9	56.6	57.6	57.4	54.5	58.6	63.7	63.7	64.8	60.7
Top Speed [km/h]	52.8	57.9	57.5	59.9	58.9	56.2	63.4	65.7	65.4	66.9	63.6
Avg. Dist. to Rail [m]	6.7	0.5	2.4	3.5	3.4	3.1	3.4	4.2	1.5	6.8	11.7
Avg. Stride Freq. [Hz]	2.0	2.2	2.2	2.2	2.2	2.1	2.2	2.3	2.2	2.3	2.2
Avg. Stride Length [m]	4.8	7.0	7.2	7.3	7.3	7.2	7.5	7.8	7.9	7.7	7.5



- [] Ranking at each section and finish
- .-.- No data available at this section
- NA No data available



Horse/Jockey Name	Captain Good Vibes
Final Rank	7
Fastest Section Time (Section)	0:09.55 (Overall)
Top Speed [km/h] (Section)	64.6 (400m)
Race State	Finished



Eagle Farm QLD Professional

Race 3: LADBROKES EAGLE WAY QTIS 3YO - 2100m

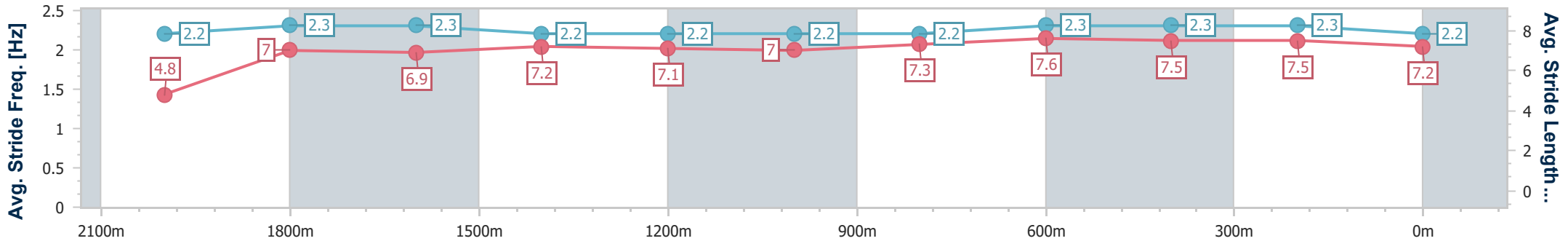
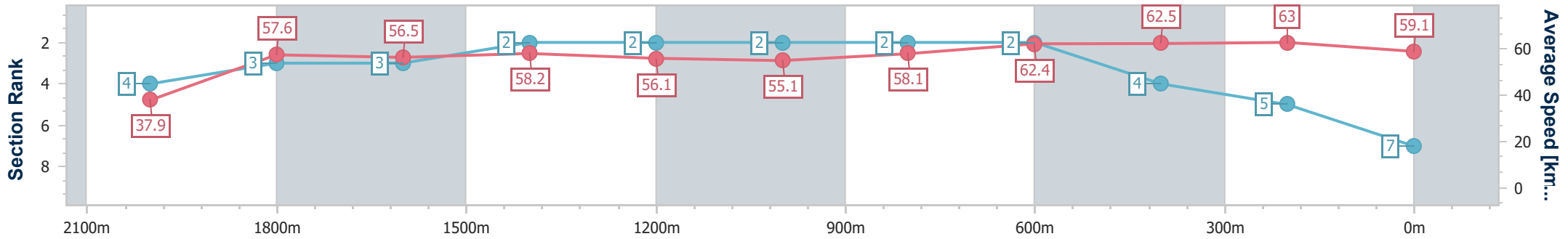
28 December 2024 - 13:23

Track Rating: Good 4, Weather: Fine, Rail Position: +6.5m 1000m-400m; +6m Remainder



BRISBANE RACING CLUB

Section	Overall	2000m	1800m	1600m	1400m	1200m	1000m	800m	600m	400m	200m
Section Times	2:13.01 [7] (0:09.55)	2:03.46 [4] (0:12.58)	1:50.88 [3] (0:12.88)	1:38.00 [3] (0:12.54)	1:25.46 [2] (0:12.86)	1:12.60 [2] (0:13.10)	0:59.50 [2] (0:12.57)	0:46.93 [2] (0:11.65)	0:35.28 [2] (0:11.55)	0:23.73 [4] (0:11.44)	0:12.29 [5] (0:12.29)
Average Speed [km/h]	37.9	57.6	56.5	58.2	56.1	55.1	58.1	62.4	62.5	63.0	59.1
Top Speed [km/h]	56.5	59.0	57.2	58.5	58.3	55.6	61.8	63.9	63.8	64.6	61.5
Avg. Dist. to Rail [m]	5.0	1.0	2.7	3.4	3.2	3.0	3.1	2.3	0.5	2.4	4.1
Avg. Stride Freq. [Hz]	2.2	2.3	2.3	2.2	2.2	2.2	2.2	2.3	2.3	2.3	2.2
Avg. Stride Length [m]	4.8	7.0	6.9	7.2	7.1	7.0	7.3	7.6	7.5	7.5	7.2



- [] Ranking at each section and finish
- .-.-.- No data available at this section
- NA No data available



Horse/Jockey Name	Propose
Final Rank	8
Fastest Section Time (Section)	0:10.02 (Overall)
Top Speed [km/h] (Section)	66.3 (400m)
Race State	Finished



Eagle Farm QLD Professional

Race 3: LADBROKES EAGLE WAY QTIS 3YO - 2100m

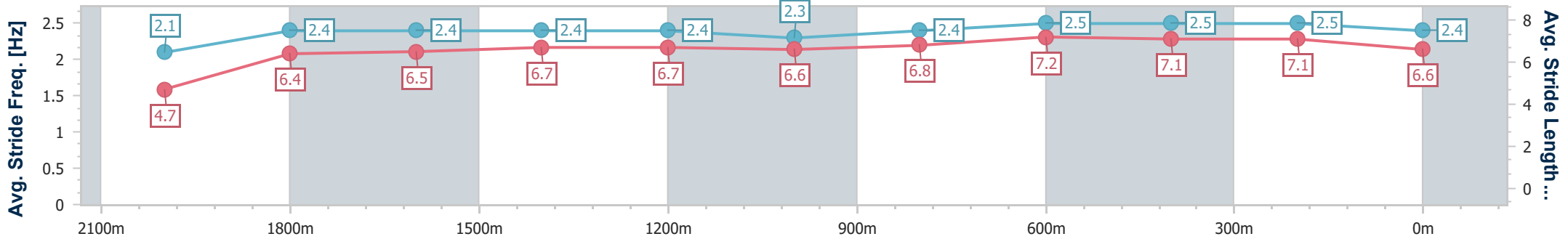
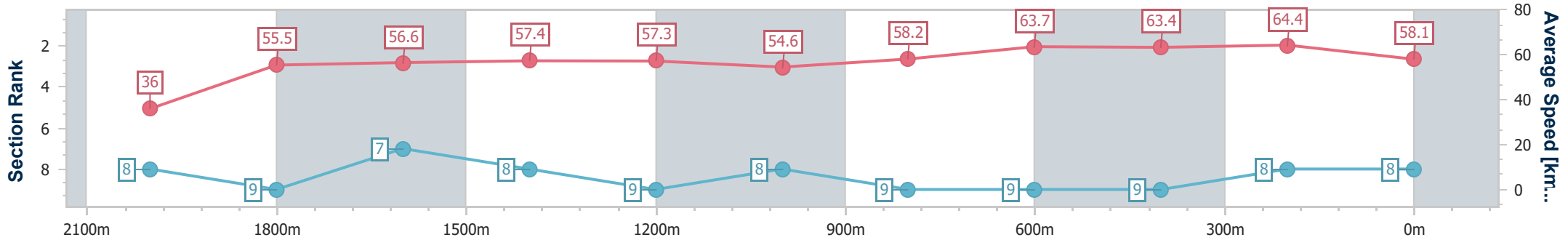
28 December 2024 - 13:23

Track Rating: Good 4, Weather: Fine, Rail Position: +6.5m 1000m-400m; +6m Remainder



BRISBANE RACING CLUB

Section	Overall	2000m	1800m	1600m	1400m	1200m	1000m	800m	600m	400m	200m
Section Times	2:13.60 [8] (0:10.02)	2:03.58 [8] (0:12.98)	1:50.60 [9] (0:12.84)	1:37.76 [7] (0:12.65)	1:25.11 [8] (0:12.61)	1:12.50 [9] (0:13.27)	0:59.23 [8] (0:12.64)	0:46.59 [9] (0:11.53)	0:35.06 [9] (0:11.39)	0:23.67 [9] (0:11.21)	0:12.46 [8] (0:12.46)
Average Speed [km/h]	36.0	55.5	56.6	57.4	57.3	54.6	58.2	63.7	63.4	64.4	58.1
Top Speed [km/h]	53.7	57.2	58.0	59.5	59.1	56.5	63.9	65.8	65.9	66.3	62.1
Avg. Dist. to Rail [m]	6.3	0.5	1.6	3.6	4.3	4.2	4.8	3.8	1.4	5.0	4.6
Avg. Stride Freq. [Hz]	2.1	2.4	2.4	2.4	2.4	2.3	2.4	2.5	2.5	2.5	2.4
Avg. Stride Length [m]	4.7	6.4	6.5	6.7	6.7	6.6	6.8	7.2	7.1	7.1	6.6



- [] Ranking at each section and finish
- .-.- No data available at this section
- NA No data available



Horse/Jockey Name	Banksia Beach
Final Rank	9
Fastest Section Time (Section)	0:09.46 (Overall)
Top Speed [km/h] (Section)	61.9 (800m)
Race State	Finished



Eagle Farm QLD Professional

Race 3: LADBROKES EAGLE WAY QTIS 3YO - 2100m

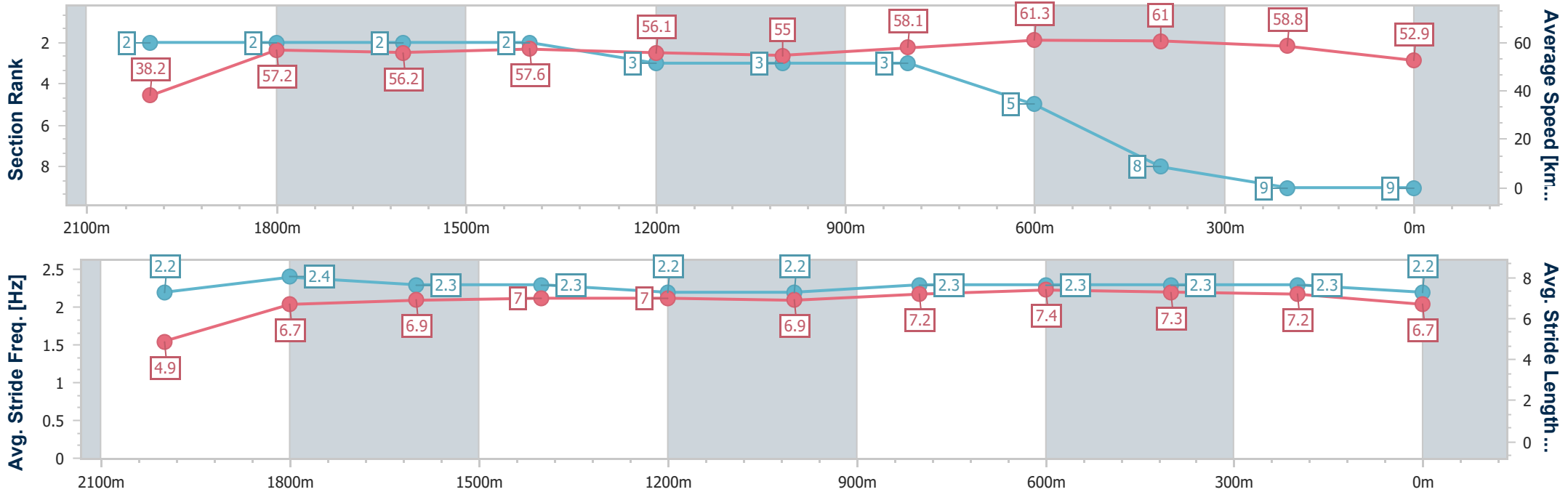
28 December 2024 - 13:23

Track Rating: Good 4, Weather: Fine, Rail Position: +6.5m 1000m-400m; +6m Remainder



BRISBANE RACING CLUB

Section	Overall	2000m	1800m	1600m	1400m	1200m	1000m	800m	600m	400m	200m
Section Times	2:15.71 [9] (0:09.46)	2:06.25 [2] (0:12.59)	1:53.66 [2] (0:12.92)	1:40.74 [2] (0:12.58)	1:28.16 [2] (0:12.86)	1:15.30 [3] (0:13.11)	1:02.19 [3] (0:12.57)	0:49.62 [3] (0:11.92)	0:37.70 [5] (0:11.82)	0:25.88 [8] (0:12.22)	0:13.66 [9] (0:13.66)
Average Speed [km/h]	38.2	57.2	56.2	57.6	56.1	55.0	58.1	61.3	61.0	58.8	52.9
Top Speed [km/h]	56.6	58.7	56.8	58.4	58.4	55.8	60.9	61.9	61.6	60.8	58.0
Avg. Dist. to Rail [m]	2.8	0.4	1.9	2.7	2.4	2.4	2.9	2.7	0.6	0.5	1.4
Avg. Stride Freq. [Hz]	2.2	2.4	2.3	2.3	2.2	2.2	2.3	2.3	2.3	2.3	2.2
Avg. Stride Length [m]	4.9	6.7	6.9	7.0	7.0	6.9	7.2	7.4	7.3	7.2	6.7



- [] Ranking at each section and finish
- .-.- No data available at this section
- NA No data available