



# Eagle Farm QLD Professional

## Race 1: BRC MEMBERSHIP PLUS BENCHMARK 70 Handicap - 1300m

28 December 2024 - 12:16



BRISBANE  
RACING CLUB

Track Rating: Soft 5, Weather: Fine, Rail Position: +6.5m 1000m-400m; +6m Remainder

Section											Last 600m		
Field Times											0:34.00		
					Overall	1200m	1000m	800m	600m	400m			
					1:15.67 (0:07.92)	1:07.75 (0:10.97)	0:56.78 (0:11.25)	0:45.53 (0:11.53)	0:34.00 (0:11.46)	0:22.54 (0:10.97)			
Rank	TAB	Horse/Jockey	Barrier	Top Speed [km/h]	Fastest Section							Distance Travelled [m]	
1	5	<b>TORABELLA</b> Emily Lang	2	66.5 1200m	0:07.99 Overall	1:15.67 [1] (0:07.99)	1:07.68 [3] (0:11.09)	0:56.59 [2] (0:11.27)	0:45.32 [2] (0:11.33)	0:33.99 [2] (0:11.45)	0:22.54 [1] (0:10.97)	0:33.99	
2	14	<b>ONE BEAT NO BEAT</b> Andrew Mallyon	6	66.8 1200m	0:07.94 Overall	1:16.04 [2] (0:07.94)	1:08.10 [2] (0:11.14)	0:56.96 [3] (0:11.46)	0:45.50 [3] (0:11.36)	0:34.14 [3] (0:11.33)	0:22.81 [3] (0:11.05)	0:34.14	+9
3	7	<b>BOOM SHOT</b> Kyle Wilson-Taylor	3	67.2 400m	0:08.30 Overall	1:16.13 [3] (0:08.30)	1:07.83 [6] (0:11.43)	0:56.40 [5] (0:11.41)	0:44.99 [5] (0:11.16)	0:33.83 [4] (0:11.21)	0:22.62 [4] (0:10.92)	0:33.83	+4
4	13	<b>JOVITA</b> Taylor Marshall	1	68.2 400m	0:08.12 Overall	1:16.17 [4] (0:08.12)	1:08.05 [4] (0:11.38)	0:56.67 [4] (0:11.58)	0:45.09 [4] (0:11.35)	0:33.74 [5] (0:11.23)	0:22.51 [6] (0:10.82)	0:33.74	+3
5	8	<b>MOONAN ME</b> Boris Thornton	5	67.1 400m	0:08.57 Overall	1:16.35 [5] (0:08.57)	1:07.78 [10] (0:11.28)	0:56.50 [6] (0:11.38)	0:45.12 [6] (0:11.21)	0:33.91 [7] (0:11.19)	0:22.72 [5] (0:10.98)	0:33.91	+3
6	11	<b>SUNLORD</b> Ryan Maloney	7	67.4 400m	0:08.50 Overall	1:16.37 [6] (0:08.50)	1:07.87 [8] (0:11.71)	0:56.16 [8] (0:11.34)	0:44.82 [8] (0:11.16)	0:33.66 [8] (0:11.21)	0:22.45 [10] (0:10.82)	0:33.66	+3
7	15	<b>SUPERHERO</b> Jason Collett	8	68.5 400m	0:08.54 Overall	1:16.49 [7] (0:08.54)	1:07.95 [9] (0:11.73)	0:56.22 [9] (0:11.48)	0:44.74 [10] (0:11.00)	0:33.74 [9] (0:10.95)	0:22.79 [8] (0:10.86)	0:33.74	+7
8	6	<b>BAUHINIA ROCK</b> Jake Molloy	9	67.1 1200m	0:07.92 Overall	1:16.64 [8] (0:07.92)	1:08.72 [1] (0:10.97)	0:57.75 [1] (0:11.25)	0:46.50 [1] (0:11.53)	0:34.97 [1] (0:11.48)	0:23.49 [2] (0:11.24)	0:34.97	+6
9	12	<b>TAMBOURINE MAN</b> Karl Zechner	10	67.1 800m	0:08.45 Overall	1:16.67 [9] (0:08.45)	1:08.22 [7] (0:11.93)	0:56.29 [10] (0:11.32)	0:44.97 [9] (0:11.09)	0:33.88 [10] (0:11.07)	0:22.81 [9] (0:10.98)	0:33.88	+6
10	4	<b>ZHUANG SHI</b> Cody Collis	4	66.3 800m	0:08.25 Overall	1:16.81 [10] (0:08.25)	1:08.56 [5] (0:11.62)	0:56.94 [7] (0:11.47)	0:45.47 [7] (0:11.10)	0:34.37 [6] (0:11.23)	0:23.14 [7] (0:11.18)	0:34.37	+5

Scratched: Our Magnus (#1), Denied (#2), The Fixer (#9), No Name Frank (#10), He's Heaven (#3), Banana Slide (#16), Gregarious (#17), Pitavago (#18)

[ ] Ranking at each section and finish  
 -:-:- No data available at this section  
 NA No data available

SCN Saddle cloth number  
 DNF Did not finish  
 DNT Did not track



# Eagle Farm QLD Professional

## Race 1: BRC MEMBERSHIP PLUS BENCHMARK 70 Handicap - 1300m

28 December 2024 - 12:16



BRISBANE  
RACING CLUB

Track Rating: Soft 5, Weather: Fine, Rail Position: +6.5m 1000m-400m; +6m Remainder

Section							200m			Last 600m
Field Times							0:11.57			0:34.00
							(0:11.57)			
Rank	TAB	Horse/Jockey	Barrier	Top Speed [km/h]	Fastest Section	Margin			Distance Travelled [m]	
1	5	<b>TORABELLA</b> Emily Lang	2	66.5 1200m	0:07.99 Overall	0:11.57 [1] (0:11.57)	1:15.67		0:33.99	
2	14	<b>ONE BEAT NO BEAT</b> Andrew Mallyon	6	66.8 1200m	0:07.94 Overall	0:11.76 [2] (0:11.76)	2.19L		0:34.14 +9	
3	7	<b>BOOM SHOT</b> Kyle Wilson-Taylor	3	67.2 400m	0:08.30 Overall	0:11.70 [4] (0:11.70)	2.7L		0:33.83 +4	
4	13	<b>JOVITA</b> Taylor Marshall	1	68.2 400m	0:08.12 Overall	0:11.69 [5] (0:11.69)	2.95L		0:33.74 +3	
5	8	<b>MOONAN ME</b> Boris Thornton	5	67.1 400m	0:08.57 Overall	0:11.74 [7] (0:11.74)	4.01L		0:33.91 +3	
6	11	<b>SUNLORD</b> Ryan Maloney	7	67.4 400m	0:08.50 Overall	0:11.63 [8] (0:11.63)	4.14L		0:33.66 +3	
7	15	<b>SUPERHERO</b> Jason Collett	8	68.5 400m	0:08.54 Overall	0:11.93 [6] (0:11.93)	4.85L		0:33.74 +7	
8	6	<b>BAUHINIA ROCK</b> Jake Molloy	9	67.1 1200m	0:07.92 Overall	0:12.25 [3] (0:12.25)	5.7L		0:34.97 +6	
9	12	<b>TAMBOURINE MAN</b> Karl Zechner	10	67.1 800m	0:08.45 Overall	0:11.83 [9] (0:11.83)	5.92L		0:33.88 +6	
10	4	<b>ZHUANG SHI</b> Cody Collis	4	66.3 800m	0:08.25 Overall	0:11.96 [10] (0:11.96)	6.72L		0:34.37 +5	

Scratched: Our Magnus (#1), Denied (#2), The Fixer (#9), No Name Frank (#10), He's Heaven (#3), Banana Slide (#16), Gregarious (#17), Pitavago (#18)

Report Created: Sat 28 December 2024 12:36 GMT (Note: Timing is based on position data)

Page 2/12

[ ] Ranking at each section and finish  
 -:-:- No data available at this section  
 NA No data available

SCN Saddle cloth number  
 DNF Did not finish  
 DNT Did not track

data processed by  **TRIPLES DATA**



Horse/Jockey Name	Torabella
Final Rank	1
Fastest Section Time (Section)	0:07.99 (Overall)
Top Speed [km/h] (Section)	66.5 (1200m)
Race State	Finished



Eagle Farm QLD Professional  
Race 1: BRC MEMBERSHIP PLUS BENCHMARK 70 Handicap - 1300m

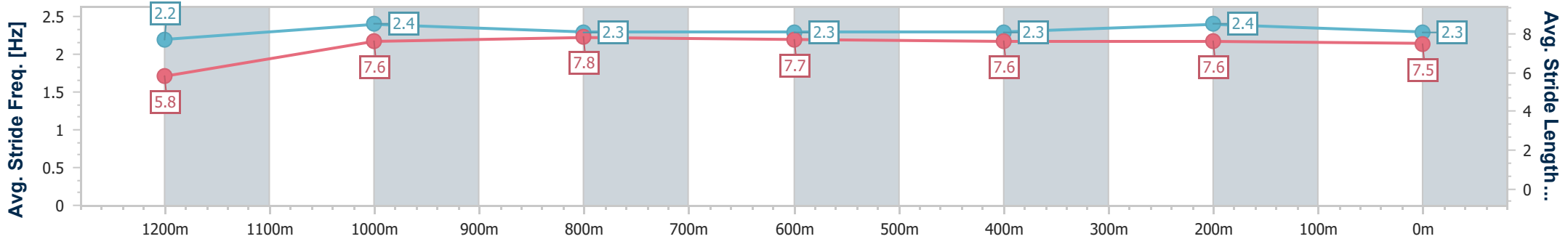
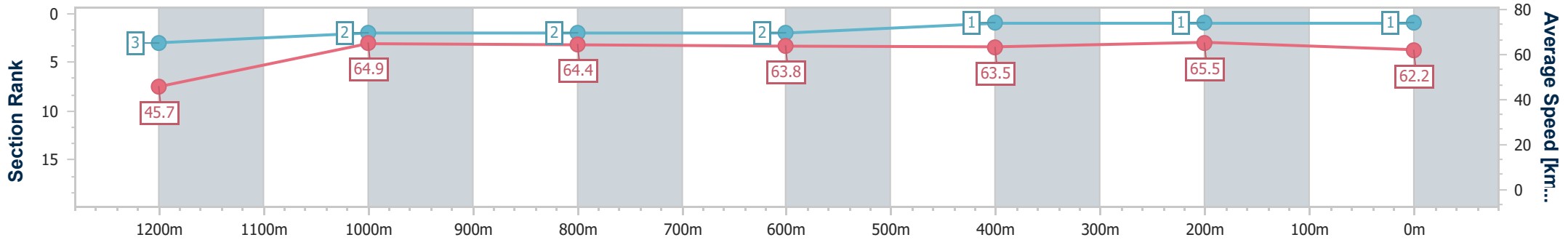


28 December 2024 - 12:16

BRISBANE RACING CLUB

Track Rating: Soft 5, Weather: Fine, Rail Position: +6.5m 1000m-400m; +6m Remainder

Section	Overall	1200m	1000m	800m	600m	400m	200m
Section Times	1:15.67 [1] (0:07.99)	1:07.68 [3] (0:11.09)	0:56.59 [2] (0:11.27)	0:45.32 [2] (0:11.33)	0:33.99 [2] (0:11.45)	0:22.54 [1] (0:10.97)	0:11.57 [1] (0:11.57)
Average Speed [km/h]	45.7	64.9	64.4	63.8	63.5	65.5	62.2
Top Speed [km/h]	62.3	66.5	64.8	65.6	64.3	66.4	64.9
Avg. Dist. to Rail [m]	9.2	2.6	1.2	1.5	1.3	3.8	2.9
Avg. Stride Freq. [Hz]	2.2	2.4	2.3	2.3	2.3	2.4	2.3
Avg. Stride Length [m]	5.8	7.6	7.8	7.7	7.6	7.6	7.5



- [ ] Ranking at each section and finish
- .-.- No data available at this section
- NA No data available



Horse/Jockey Name	One Beat No Beat
Final Rank	2
Fastest Section Time (Section)	0:07.94 (Overall)
Top Speed [km/h] (Section)	66.8 (1200m)
Race State	Finished



Eagle Farm QLD Professional  
Race 1: BRC MEMBERSHIP PLUS BENCHMARK 70 Handicap - 1300m

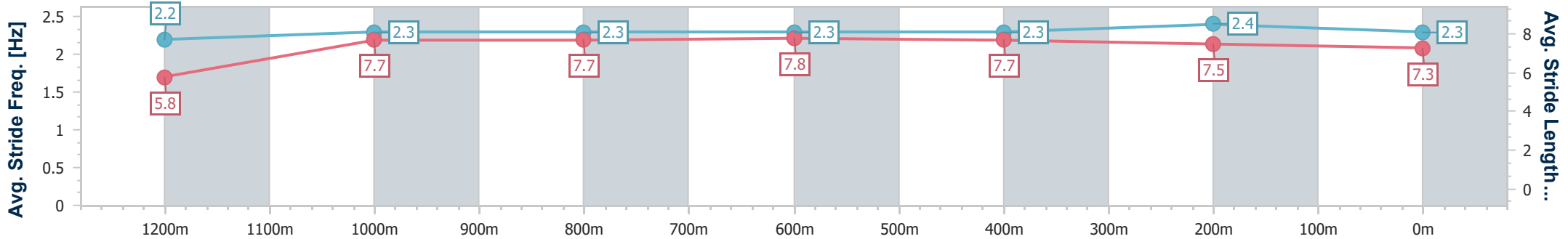
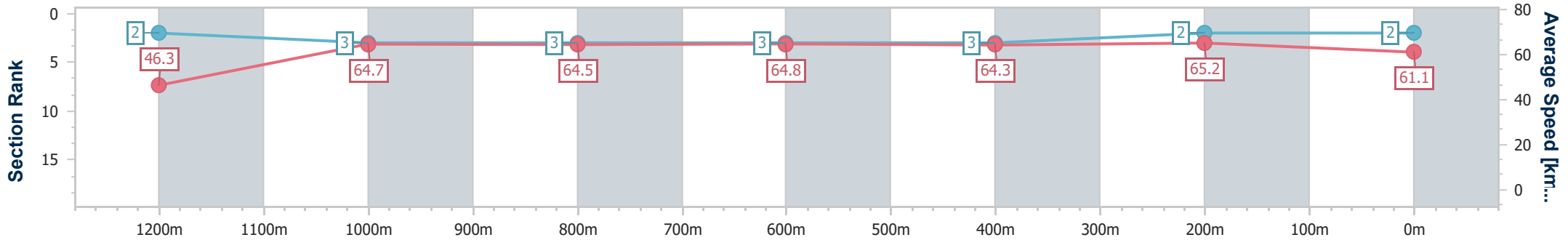


28 December 2024 - 12:16

Track Rating: Soft 5, Weather: Fine, Rail Position: +6.5m 1000m-400m; +6m Remainder

BRISBANE RACING CLUB

Section	Overall	1200m	1000m	800m	600m	400m	200m
Section Times	1:16.04 [2] (0:07.94)	1:08.10 [2] (0:11.14)	0:56.96 [3] (0:11.46)	0:45.50 [3] (0:11.36)	0:34.14 [3] (0:11.33)	0:22.81 [3] (0:11.05)	0:11.76 [2] (0:11.76)
Average Speed [km/h]	46.3	64.7	64.5	64.8	64.3	65.2	61.1
Top Speed [km/h]	63.4	66.8	65.5	65.5	65.7	66.0	64.0
Avg. Dist. to Rail [m]	13.3	5.0	5.3	4.2	3.0	5.9	4.1
Avg. Stride Freq. [Hz]	2.2	2.3	2.3	2.3	2.3	2.4	2.3
Avg. Stride Length [m]	5.8	7.7	7.7	7.8	7.7	7.5	7.3



- [ ] Ranking at each section and finish
- .-.- No data available at this section
- NA No data available



Horse/Jockey Name	Boom Shot
Final Rank	3
Fastest Section Time (Section)	0:08.30 (Overall)
Top Speed [km/h] (Section)	67.2 (400m)
Race State	Finished



Eagle Farm QLD Professional  
Race 1: BRC MEMBERSHIP PLUS BENCHMARK 70 Handicap - 1300m

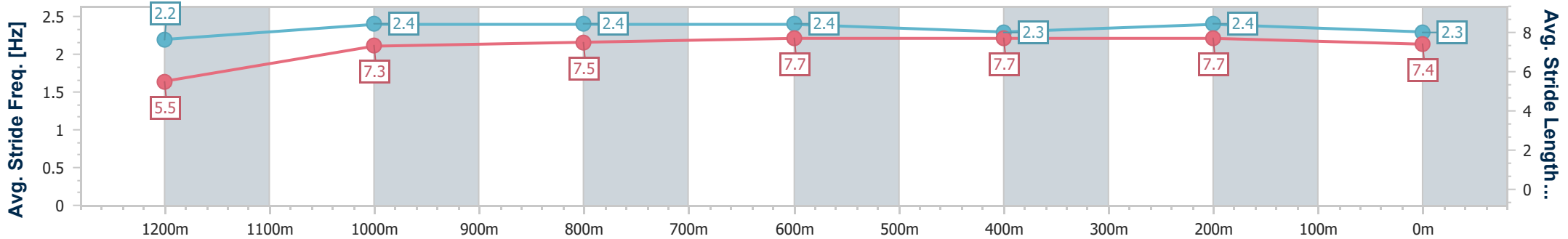
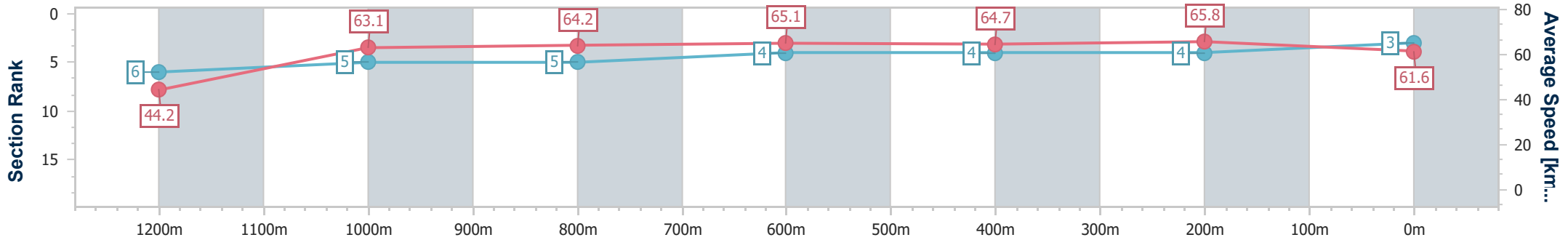


28 December 2024 - 12:16

Track Rating: Soft 5, Weather: Fine, Rail Position: +6.5m 1000m-400m; +6m Remainder

BRISBANE RACING CLUB

Section	Overall	1200m	1000m	800m	600m	400m	200m
Section Times	1:16.13 [3] (0:08.30)	1:07.83 [6] (0:11.43)	0:56.40 [5] (0:11.41)	0:44.99 [5] (0:11.16)	0:33.83 [4] (0:11.21)	0:22.62 [4] (0:10.92)	0:11.70 [4] (0:11.70)
Average Speed [km/h]	44.2	63.1	64.2	65.1	64.7	65.8	61.6
Top Speed [km/h]	60.7	64.1	65.3	66.1	65.8	67.2	64.6
Avg. Dist. to Rail [m]	10.1	4.2	3.2	2.2	1.4	4.1	4.6
Avg. Stride Freq. [Hz]	2.2	2.4	2.4	2.4	2.3	2.4	2.3
Avg. Stride Length [m]	5.5	7.3	7.5	7.7	7.7	7.7	7.4



- [ ] Ranking at each section and finish
- .-.- No data available at this section
- NA No data available



Horse/Jockey Name	Jovita
Final Rank	4
Fastest Section Time (Section)	0:08.12 (Overall)
Top Speed [km/h] (Section)	68.2 (400m)
Race State	Finished



Eagle Farm QLD Professional  
Race 1: BRC MEMBERSHIP PLUS BENCHMARK 70 Handicap - 1300m

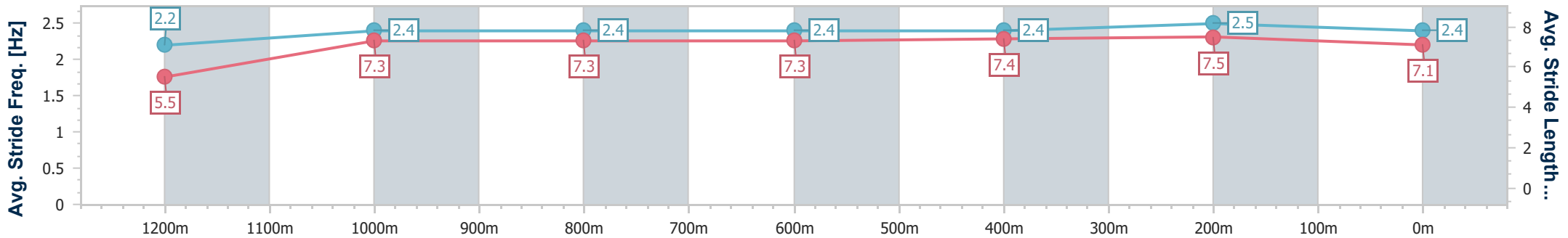
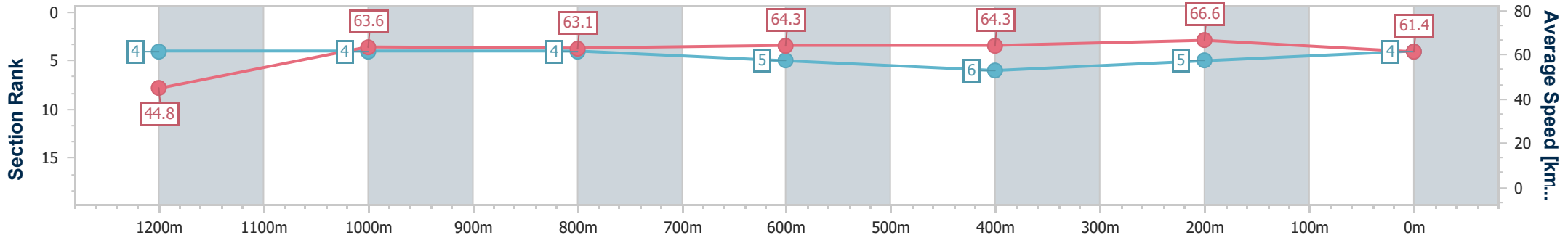


28 December 2024 - 12:16

Track Rating: Soft 5, Weather: Fine, Rail Position: +6.5m 1000m-400m; +6m Remainder

BRISBANE RACING CLUB

Section	Overall	1200m	1000m	800m	600m	400m	200m
Section Times	1:16.17 [4] (0:08.12)	1:08.05 [4] (0:11.38)	0:56.67 [4] (0:11.58)	0:45.09 [4] (0:11.35)	0:33.74 [5] (0:11.23)	0:22.51 [6] (0:10.82)	0:11.69 [5] (0:11.69)
Average Speed [km/h]	44.8	63.6	63.1	64.3	64.3	66.6	61.4
Top Speed [km/h]	59.0	65.1	65.3	65.4	65.8	68.2	64.4
Avg. Dist. to Rail [m]	8.2	3.3	3.4	2.7	1.0	3.6	3.2
Avg. Stride Freq. [Hz]	2.2	2.4	2.4	2.4	2.4	2.5	2.4
Avg. Stride Length [m]	5.5	7.3	7.3	7.3	7.4	7.5	7.1



- [ ] Ranking at each section and finish
- .-.- No data available at this section
- NA No data available



Horse/Jockey Name	Moonan Me
Final Rank	5
Fastest Section Time (Section)	0:08.57 (Overall)
Top Speed [km/h] (Section)	67.1 (400m)
Race State	Finished



Eagle Farm QLD Professional  
Race 1: BRC MEMBERSHIP PLUS BENCHMARK 70 Handicap - 1300m

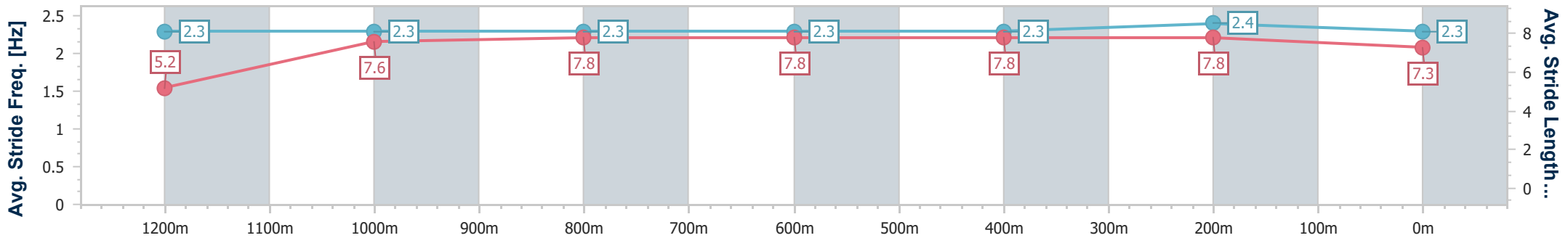
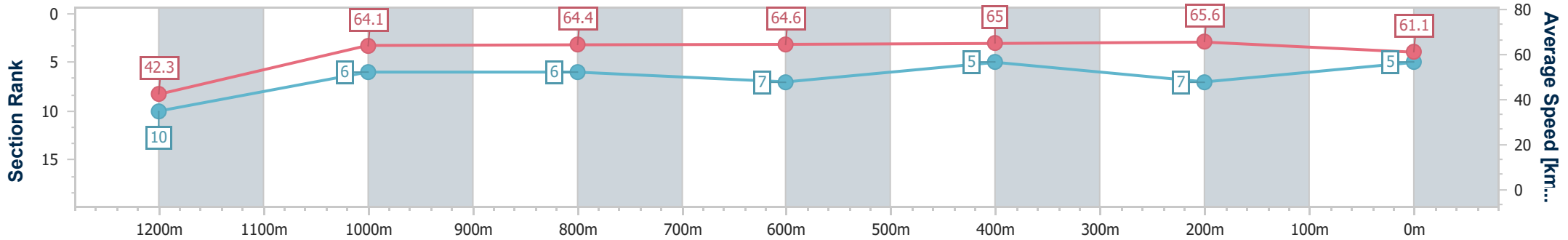


28 December 2024 - 12:16

Track Rating: Soft 5, Weather: Fine, Rail Position: +6.5m 1000m-400m; +6m Remainder

BRISBANE RACING CLUB

Section	Overall	1200m	1000m	800m	600m	400m	200m
Section Times	1:16.35 [5] (0:08.57)	1:07.78 [10] (0:11.28)	0:56.50 [6] (0:11.38)	0:45.12 [6] (0:11.21)	0:33.91 [7] (0:11.19)	0:22.72 [5] (0:10.98)	0:11.74 [7] (0:11.74)
Average Speed [km/h]	42.3	64.1	64.4	64.6	65.0	65.6	61.1
Top Speed [km/h]	59.3	65.1	65.0	65.5	65.8	67.1	64.0
Avg. Dist. to Rail [m]	12.3	3.0	3.1	1.8	1.6	1.4	0.4
Avg. Stride Freq. [Hz]	2.3	2.3	2.3	2.3	2.3	2.4	2.3
Avg. Stride Length [m]	5.2	7.6	7.8	7.8	7.8	7.8	7.3



- [ ] Ranking at each section and finish
- .-.- No data available at this section
- NA No data available



Horse/Jockey Name	Sunlord
Final Rank	6
Fastest Section Time (Section)	0:08.50 (Overall)
Top Speed [km/h] (Section)	67.4 (400m)
Race State	Finished



Eagle Farm QLD Professional  
Race 1: BRC MEMBERSHIP PLUS BENCHMARK 70 Handicap - 1300m

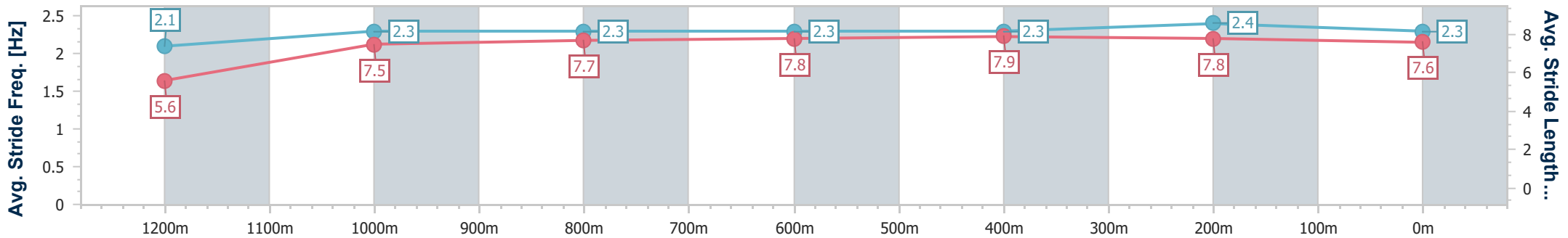
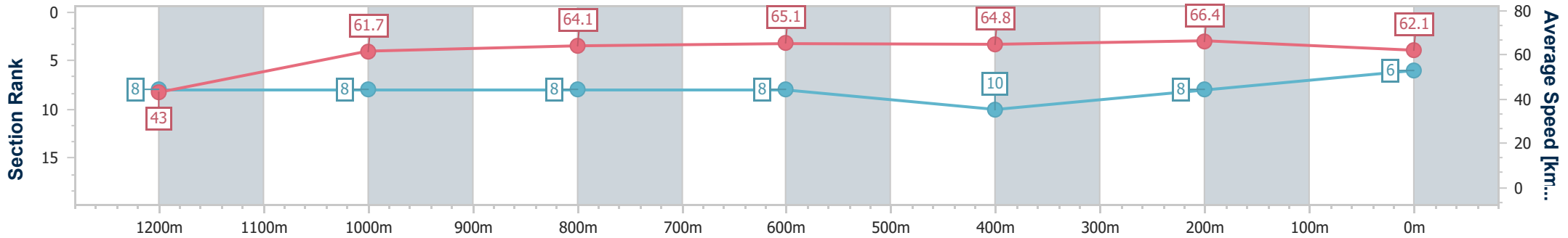


28 December 2024 - 12:16

Track Rating: Soft 5, Weather: Fine, Rail Position: +6.5m 1000m-400m; +6m Remainder

BRISBANE RACING CLUB

Section	Overall	1200m	1000m	800m	600m	400m	200m
Section Times	1:16.37 [6] (0:08.50)	1:07.87 [8] (0:11.71)	0:56.16 [8] (0:11.34)	0:44.82 [8] (0:11.16)	0:33.66 [8] (0:11.21)	0:22.45 [10] (0:10.82)	0:11.63 [8] (0:11.63)
Average Speed [km/h]	43.0	61.7	64.1	65.1	64.8	66.4	62.1
Top Speed [km/h]	59.0	64.3	64.9	66.3	66.4	67.4	64.7
Avg. Dist. to Rail [m]	13.3	3.6	2.3	2.1	1.9	3.9	4.5
Avg. Stride Freq. [Hz]	2.1	2.3	2.3	2.3	2.3	2.4	2.3
Avg. Stride Length [m]	5.6	7.5	7.7	7.8	7.9	7.8	7.6



- [ ] Ranking at each section and finish
- .-.- No data available at this section
- NA No data available





Horse/Jockey Name	Superhero
Final Rank	7
Fastest Section Time (Section)	0:08.54 (Overall)
Top Speed [km/h] (Section)	68.5 (400m)
Race State	Finished



Eagle Farm QLD Professional  
Race 1: BRC MEMBERSHIP PLUS BENCHMARK 70 Handicap - 1300m

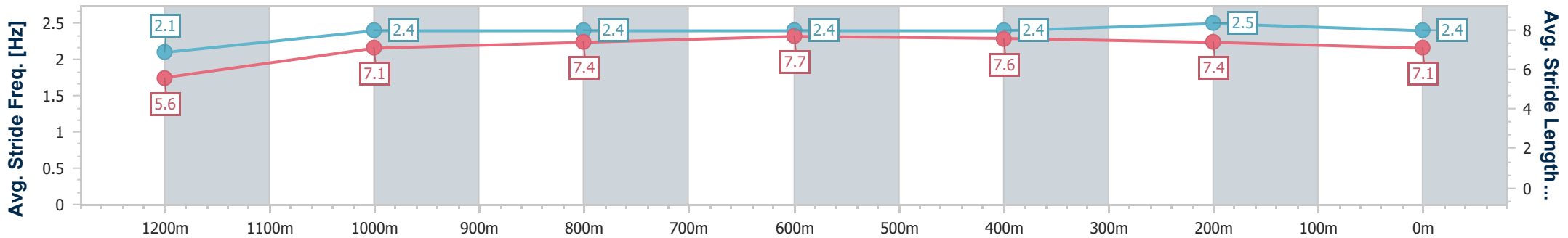
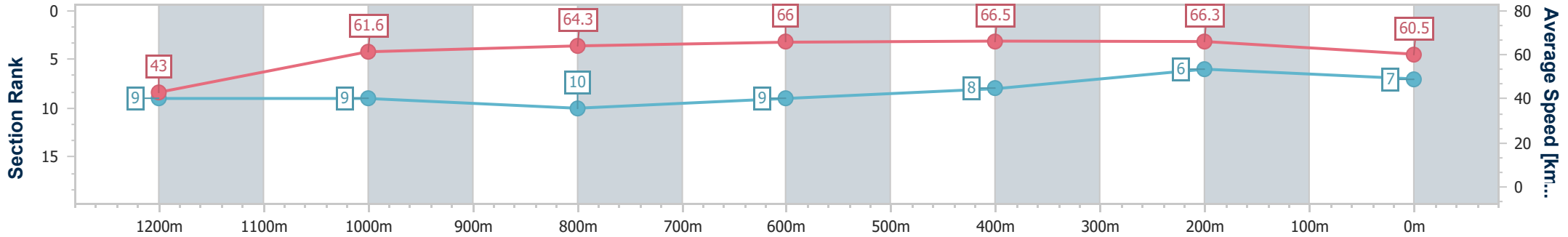


28 December 2024 - 12:16

Track Rating: Soft 5, Weather: Fine, Rail Position: +6.5m 1000m-400m; +6m Remainder

BRISBANE RACING CLUB

Section	Overall	1200m	1000m	800m	600m	400m	200m
Section Times	1:16.49 [7] (0:08.54)	1:07.95 [9] (0:11.73)	0:56.22 [9] (0:11.48)	0:44.74 [10] (0:11.00)	0:33.74 [9] (0:10.95)	0:22.79 [8] (0:10.86)	0:11.93 [6] (0:11.93)
Average Speed [km/h]	43.0	61.6	64.3	66.0	66.5	66.3	60.5
Top Speed [km/h]	58.1	64.1	64.8	67.6	67.0	68.5	64.1
Avg. Dist. to Rail [m]	14.9	5.6	4.3	2.4	2.2	6.7	6.4
Avg. Stride Freq. [Hz]	2.1	2.4	2.4	2.4	2.4	2.5	2.4
Avg. Stride Length [m]	5.6	7.1	7.4	7.7	7.6	7.4	7.1



- [ ] Ranking at each section and finish
- .-.- No data available at this section
- NA No data available



Horse/Jockey Name	Bauhinia Rock
Final Rank	8
Fastest Section Time (Section)	0:07.92 (Overall)
Top Speed [km/h] (Section)	67.1 (1200m)
Race State	Finished



Eagle Farm QLD Professional  
Race 1: BRC MEMBERSHIP PLUS BENCHMARK 70 Handicap - 1300m

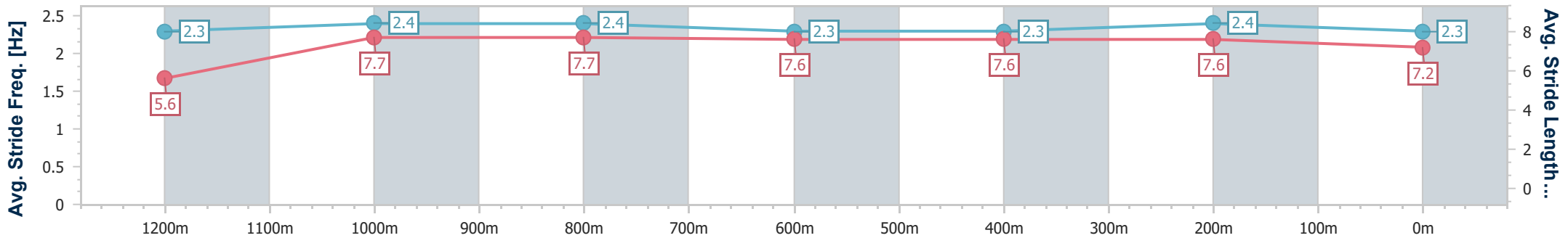
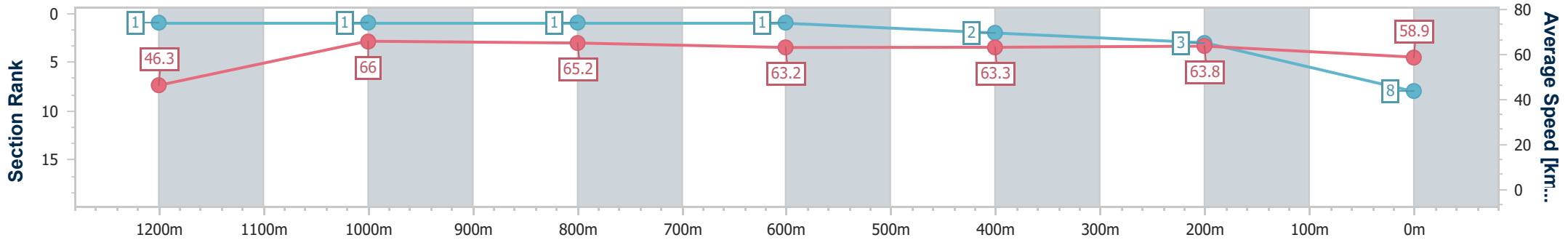


28 December 2024 - 12:16

Track Rating: Soft 5, Weather: Fine, Rail Position: +6.5m 1000m-400m; +6m Remainder

BRISBANE RACING CLUB

Section	Overall	1200m	1000m	800m	600m	400m	200m
Section Times	1:16.64 [8] (0:07.92)	1:08.72 [1] (0:10.97)	0:57.75 [1] (0:11.25)	0:46.50 [1] (0:11.53)	0:34.97 [1] (0:11.48)	0:23.49 [2] (0:11.24)	0:12.25 [3] (0:12.25)
Average Speed [km/h]	46.3	66.0	65.2	63.2	63.3	63.8	58.9
Top Speed [km/h]	63.3	67.1	65.9	65.3	64.9	65.8	61.4
Avg. Dist. to Rail [m]	14.3	4.3	3.8	2.8	1.7	3.1	0.4
Avg. Stride Freq. [Hz]	2.3	2.4	2.4	2.3	2.3	2.4	2.3
Avg. Stride Length [m]	5.6	7.7	7.7	7.6	7.6	7.6	7.2



- [ ] Ranking at each section and finish
- .-.- No data available at this section
- NA No data available



Horse/Jockey Name	Tambourine Man
Final Rank	9
Fastest Section Time (Section)	0:08.45 (Overall)
Top Speed [km/h] (Section)	67.1 (800m)
Race State	Finished



Eagle Farm QLD Professional  
Race 1: BRC MEMBERSHIP PLUS BENCHMARK 70 Handicap - 1300m

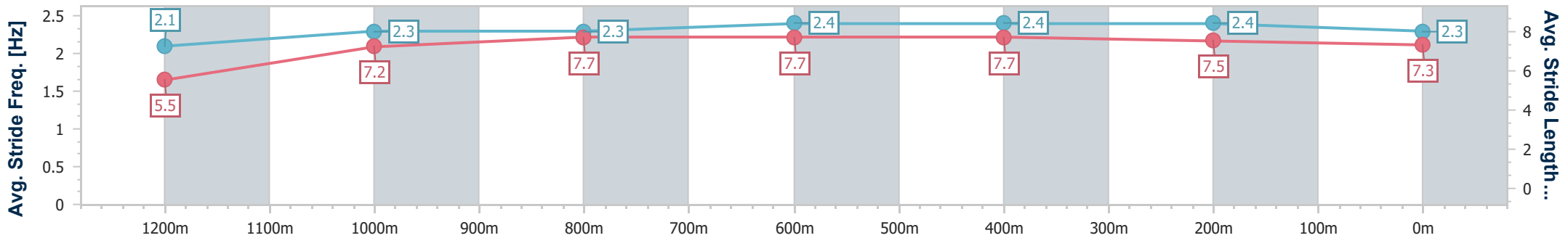
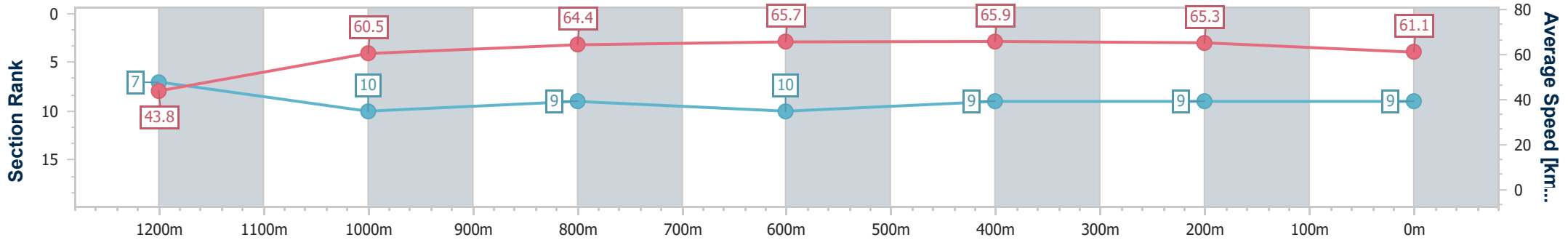


28 December 2024 - 12:16

Track Rating: Soft 5, Weather: Fine, Rail Position: +6.5m 1000m-400m; +6m Remainder

BRISBANE RACING CLUB

Section	Overall	1200m	1000m	800m	600m	400m	200m
Section Times	1:16.67 [9] (0:08.45)	1:08.22 [7] (0:11.93)	0:56.29 [10] (0:11.32)	0:44.97 [9] (0:11.09)	0:33.88 [10] (0:11.07)	0:22.81 [9] (0:10.98)	0:11.83 [9] (0:11.83)
Average Speed [km/h]	43.8	60.5	64.4	65.7	65.9	65.3	61.1
Top Speed [km/h]	57.3	63.9	65.1	67.1	66.8	66.8	64.0
Avg. Dist. to Rail [m]	16.2	5.7	2.7	2.1	2.9	5.8	6.8
Avg. Stride Freq. [Hz]	2.1	2.3	2.3	2.4	2.4	2.4	2.3
Avg. Stride Length [m]	5.5	7.2	7.7	7.7	7.7	7.5	7.3



- [ ] Ranking at each section and finish
- .-.- No data available at this section
- NA No data available



Horse/Jockey Name	Zhuang Shi
Final Rank	10
Fastest Section Time (Section)	0:08.25 (Overall)
Top Speed [km/h] (Section)	66.3 (800m)
Race State	Finished



Eagle Farm QLD Professional  
Race 1: BRC MEMBERSHIP PLUS BENCHMARK 70 Handicap - 1300m

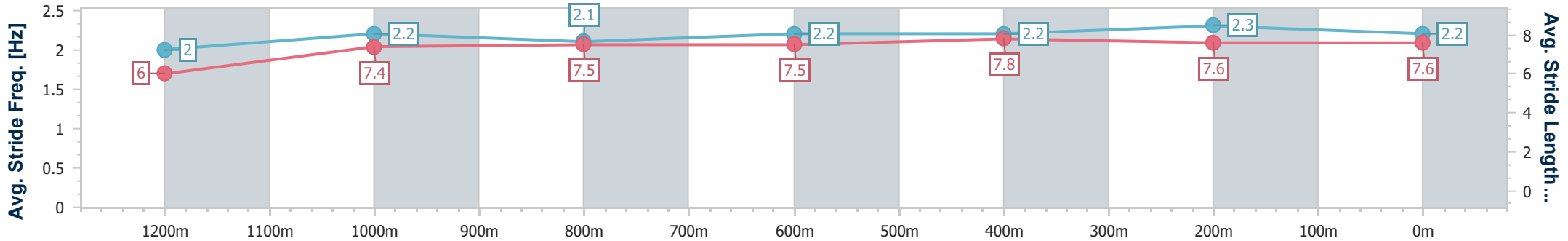
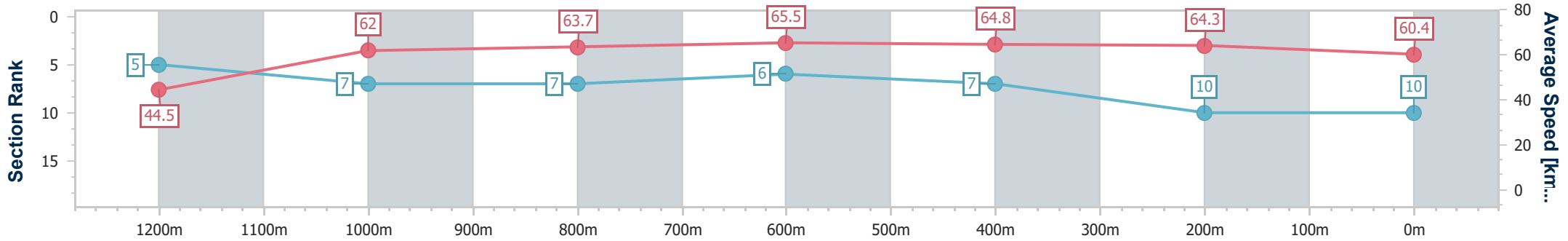


28 December 2024 - 12:16

Track Rating: Soft 5, Weather: Fine, Rail Position: +6.5m 1000m-400m; +6m Remainder

BRISBANE RACING CLUB

Section	Overall	1200m	1000m	800m	600m	400m	200m
Section Times	1:16.81 [10] (0:08.25)	1:08.56 [5] (0:11.62)	0:56.94 [7] (0:11.47)	0:45.47 [7] (0:11.10)	0:34.37 [6] (0:11.23)	0:23.14 [7] (0:11.18)	0:11.96 [10] (0:11.96)
Average Speed [km/h]	44.5	62.0	63.7	65.5	64.8	64.3	60.4
Top Speed [km/h]	58.9	63.8	64.7	66.3	65.6	65.0	63.4
Avg. Dist. to Rail [m]	11.1	4.0	3.1	2.2	2.0	4.5	4.6
Avg. Stride Freq. [Hz]	2.0	2.2	2.1	2.2	2.2	2.3	2.2
Avg. Stride Length [m]	6.0	7.4	7.5	7.5	7.8	7.6	7.6



- [ ] Ranking at each section and finish
- .-.- No data available at this section
- NA No data available



**Eagle Farm QLD Professional**  
**Race 2: PORTLAND SKY FIRST CROP YEARLINGS @ WIDDEN QTIS**  
**2YO HANDICAP - 1200m**  
**28 December 2024 - 12:48**



Track Rating: Good 4, Weather: Fine, Rail Position: +6.5m 1000m-400m; +6m Remainder

Section												Last 600m		
Field Times												0:33.86		
	Overall	1000m	800m	600m	400m	200m								
	1:09.99 (0:13.38)	0:56.61 (0:11.16)	0:45.45 (0:11.59)	0:33.86 (0:11.03)	0:22.83 (0:10.98)	0:11.85 (0:11.85)								
Rank	TAB	Horse/Jockey	Barrier	Top Speed [km/h]	Fastest Section							Margin	Distance Travelled [m]	
1	7	<b>SPACE RIDER</b> Chad Schofield	3	67.5 Overall	0:10.98 400m	1:09.99 [1] (0:13.38)	0:56.61 [1] (0:11.16)	0:45.45 [1] (0:11.59)	0:33.86 [1] (0:11.03)	0:22.83 [1] (0:10.98)	0:11.85 [1] (0:11.85)	1:09.99	0:33.86	
2	2	<b>GRAFTERBURNERS</b> Cejay Graham	4	67.9 600m	0:11.03 1000m	1:10.54 [2] (0:14.00)	0:56.54 [7] (0:11.03)	0:45.51 [6] (0:11.64)	0:33.87 [7] (0:11.14)	0:22.73 [7] (0:11.03)	0:11.70 [6] (0:11.70)	3.2L	0:33.87	+1
3	1	<b>BLITZBURG</b> Jason Collett	6	67.2 1000m	0:10.99 400m	1:10.56 [3] (0:13.66)	0:56.90 [4] (0:11.18)	0:45.72 [5] (0:11.70)	0:34.02 [5] (0:11.15)	0:22.87 [5] (0:10.99)	0:11.88 [3] (0:11.88)	3.34L	0:34.02	+2
4	5	<b>FORMULA ROSSA</b> Angela Jones	5	67.8 1000m	0:11.06 1000m	1:10.81 [4] (0:13.49)	0:57.32 [3] (0:11.06)	0:46.26 [2] (0:11.79)	0:34.47 [3] (0:11.19)	0:23.28 [3] (0:11.10)	0:12.18 [2] (0:12.18)	4.81L	0:34.47	+4
5	3	<b>BRAZEN SAILOR</b> Vlad Duric	1	67.1 1000m	0:11.05 1000m	1:11.03 [5] (0:14.00)	0:57.03 [6] (0:11.05)	0:45.98 [7] (0:11.56)	0:34.42 [6] (0:11.11)	0:23.31 [6] (0:11.20)	0:12.11 [7] (0:12.11)	6.09L	0:34.42	-3
6	4	<b>LOCKYER</b> Ryan Maloney	2	67.1 400m	0:11.11 400m	1:11.07 [6] (0:13.66)	0:57.41 [5] (0:11.12)	0:46.29 [4] (0:11.70)	0:34.59 [4] (0:11.12)	0:23.47 [4] (0:11.11)	0:12.36 [4] (0:12.36)	6.32L	0:34.59	-2
7	6	<b>DERIVATIVE</b> Joshua Parr	7	67.1 400m	0:10.97 400m	1:11.19 [7] (0:14.18)	0:57.01 [8] (0:11.15)	0:45.86 [8] (0:11.53)	0:34.33 [8] (0:11.18)	0:23.15 [8] (0:10.97)	0:12.18 [8] (0:12.18)	7.03L	0:34.33	+0
8	8	<b>ASTERN EFFORT</b> Boris Thornton	8	68.1 Overall	0:11.11 600m	1:11.38 [8] (0:13.42)	0:57.96 [2] (0:11.23)	0:46.73 [3] (0:11.65)	0:35.08 [2] (0:11.11)	0:23.97 [2] (0:11.30)	0:12.67 [5] (0:12.67)	8.18L	0:35.08	+3

Scratched: Don'tdoubthelady (#9)

[ ] Ranking at each section and finish  
 -:-:- No data available at this section  
 NA No data available

SCN Saddle cloth number  
 DNF Did not finish  
 DNT Did not track



Horse/Jockey Name	Space Rider
Final Rank	1
Fastest Section Time (Section)	0:10.98 (400m)
Top Speed [km/h] (Section)	67.5 (Overall)
Race State	Finished

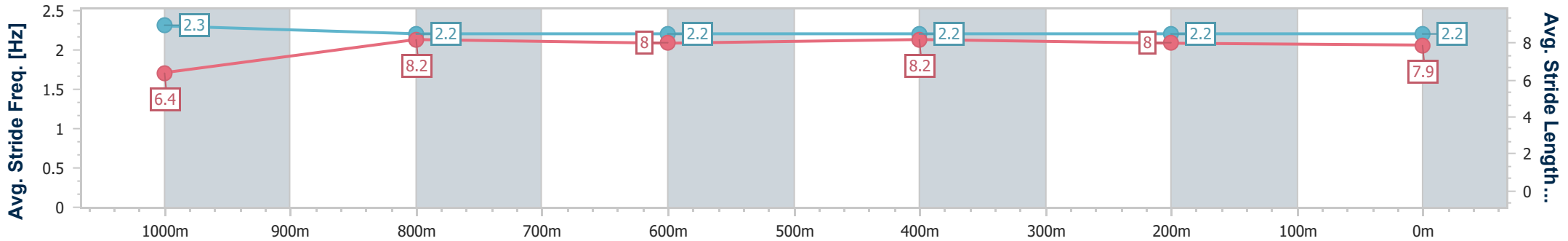
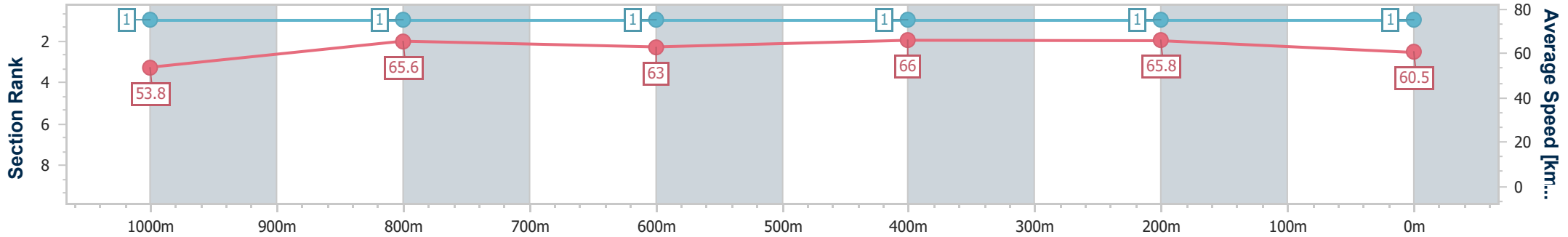


Eagle Farm QLD Professional  
 Race 2: PORTLAND SKY FIRST CROP YEARLINGS @ WIDDEN  
 QTIS 2YO HANDICAP - 1200m  
 28 December 2024 - 12:48  
 Track Rating: Good 4, Weather: Fine, Rail Position: +6.5m 1000m-400m; +6m Remainder



BRISBANE  
 RACING CLUB

Section	Overall	1000m	800m	600m	400m	200m
Section Times	1:09.99 [1] (0:13.38)	0:56.61 [1] (0:11.16)	0:45.45 [1] (0:11.59)	0:33.86 [1] (0:11.03)	0:22.83 [1] (0:10.98)	0:11.85 [1] (0:11.85)
Average Speed [km/h]	53.8	65.6	63.0	66.0	65.8	60.5
Top Speed [km/h]	67.5	66.4	64.5	67.3	67.2	63.9
Avg. Dist. to Rail [m]	2.4	2.8	3.8	2.1	3.7	1.8
Avg. Stride Freq. [Hz]	2.3	2.2	2.2	2.2	2.2	2.2
Avg. Stride Length [m]	6.4	8.2	8.0	8.2	8.0	7.9



- [ ] Ranking at each section and finish
- .-.- No data available at this section
- NA No data available



Horse/Jockey Name	Grafterburners
Final Rank	2
Fastest Section Time (Section)	0:11.03 (1000m)
Top Speed [km/h] (Section)	67.9 (600m)
Race State	Finished

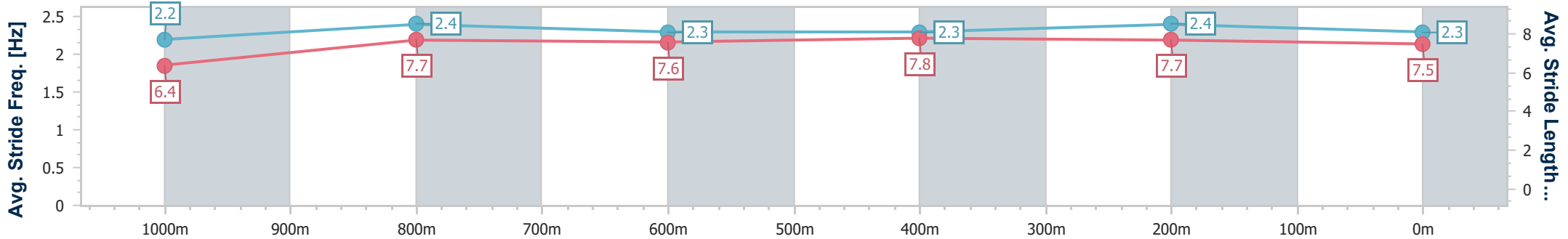
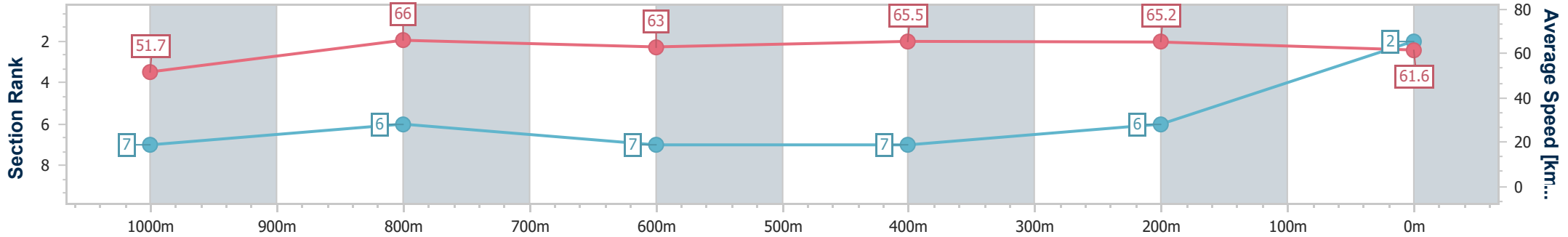


Eagle Farm QLD Professional  
 Race 2: PORTLAND SKY FIRST CROP YEARLINGS @ WIDDEN  
 QTIS 2YO HANDICAP - 1200m  
 28 December 2024 - 12:48  
 Track Rating: Good 4, Weather: Fine, Rail Position: +6.5m 1000m-400m; +6m Remainder



BRISBANE  
 RACING CLUB

Section	Overall	1000m	800m	600m	400m	200m
Section Times	1:10.54 [2] (0:14.00)	0:56.54 [7] (0:11.03)	0:45.51 [6] (0:11.64)	0:33.87 [7] (0:11.14)	0:22.73 [7] (0:11.03)	0:11.70 [6] (0:11.70)
Average Speed [km/h]	51.7	66.0	63.0	65.5	65.2	61.6
Top Speed [km/h]	65.3	67.5	65.0	67.9	67.2	63.6
Avg. Dist. to Rail [m]	2.5	2.6	3.7	2.8	6.0	5.4
Avg. Stride Freq. [Hz]	2.2	2.4	2.3	2.3	2.4	2.3
Avg. Stride Length [m]	6.4	7.7	7.6	7.8	7.7	7.5



- [ ] Ranking at each section and finish
- .-.- No data available at this section
- NA No data available



Horse/Jockey Name	Blitzburg
Final Rank	3
Fastest Section Time (Section)	0:10.99 (400m)
Top Speed [km/h] (Section)	67.2 (1000m)
Race State	Finished

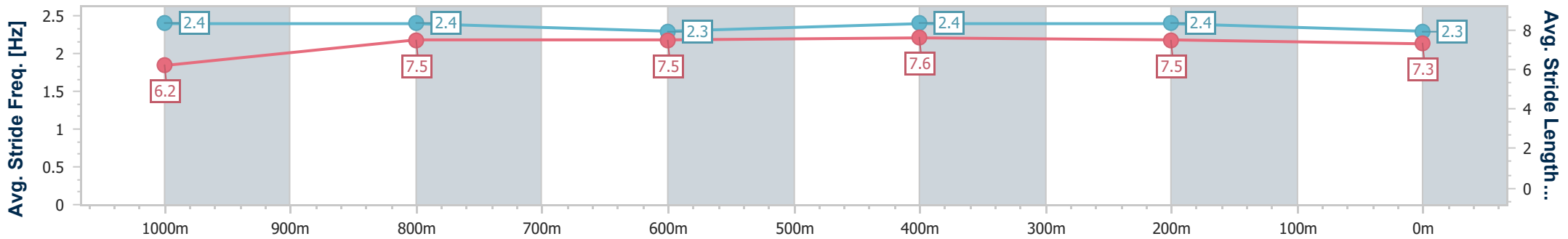
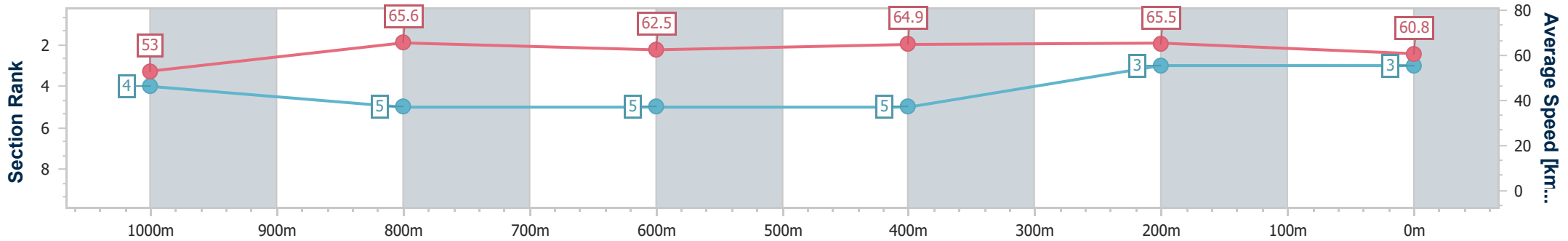


Eagle Farm QLD Professional  
 Race 2: PORTLAND SKY FIRST CROP YEARLINGS @ WIDDEN  
 QTIS 2YO HANDICAP - 1200m  
 28 December 2024 - 12:48  
 Track Rating: Good 4, Weather: Fine, Rail Position: +6.5m 1000m-400m; +6m Remainder



BRISBANE RACING CLUB

Section	Overall	1000m	800m	600m	400m	200m
Section Times	1:10.56 [3] (0:13.66)	0:56.90 [4] (0:11.18)	0:45.72 [5] (0:11.70)	0:34.02 [5] (0:11.15)	0:22.87 [5] (0:10.99)	0:11.88 [3] (0:11.88)
Average Speed [km/h]	53.0	65.6	62.5	64.9	65.5	60.8
Top Speed [km/h]	66.3	67.2	64.5	67.1	67.0	63.5
Avg. Dist. to Rail [m]	5.3	4.2	3.0	1.8	5.5	4.4
Avg. Stride Freq. [Hz]	2.4	2.4	2.3	2.4	2.4	2.3
Avg. Stride Length [m]	6.2	7.5	7.5	7.6	7.5	7.3



- [ ] Ranking at each section and finish
- .-.- No data available at this section
- NA No data available





Horse/Jockey Name	Formula Rossa
Final Rank	4
Fastest Section Time (Section)	0:11.06 (1000m)
Top Speed [km/h] (Section)	67.8 (1000m)
Race State	Finished

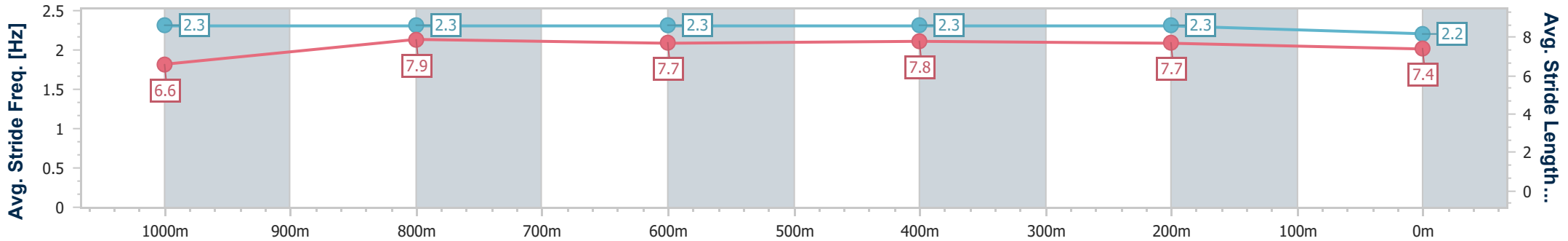
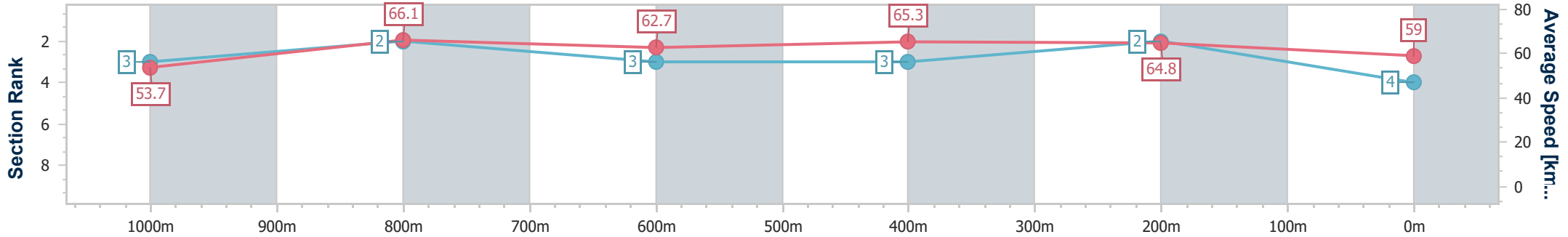


Eagle Farm QLD Professional  
 Race 2: PORTLAND SKY FIRST CROP YEARLINGS @ WIDDEN  
 QTIS 2YO HANDICAP - 1200m  
 28 December 2024 - 12:48  
 Track Rating: Good 4, Weather: Fine, Rail Position: +6.5m 1000m-400m; +6m Remainder



BRISBANE  
 RACING CLUB

Section	Overall	1000m	800m	600m	400m	200m
Section Times	1:10.81 [4] (0:13.49)	0:57.32 [3] (0:11.06)	0:46.26 [2] (0:11.79)	0:34.47 [3] (0:11.19)	0:23.28 [3] (0:11.10)	0:12.18 [2] (0:12.18)
Average Speed [km/h]	53.7	66.1	62.7	65.3	64.8	59.0
Top Speed [km/h]	66.9	67.8	64.4	66.7	66.2	62.7
Avg. Dist. to Rail [m]	3.7	3.7	6.1	2.6	3.1	2.9
Avg. Stride Freq. [Hz]	2.3	2.3	2.3	2.3	2.3	2.2
Avg. Stride Length [m]	6.6	7.9	7.7	7.8	7.7	7.4



- [ ] Ranking at each section and finish
- .-.- No data available at this section
- NA No data available



Horse/Jockey Name	Brazen Sailor
Final Rank	5
Fastest Section Time (Section)	0:11.05 (1000m)
Top Speed [km/h] (Section)	67.1 (1000m)
Race State	Finished

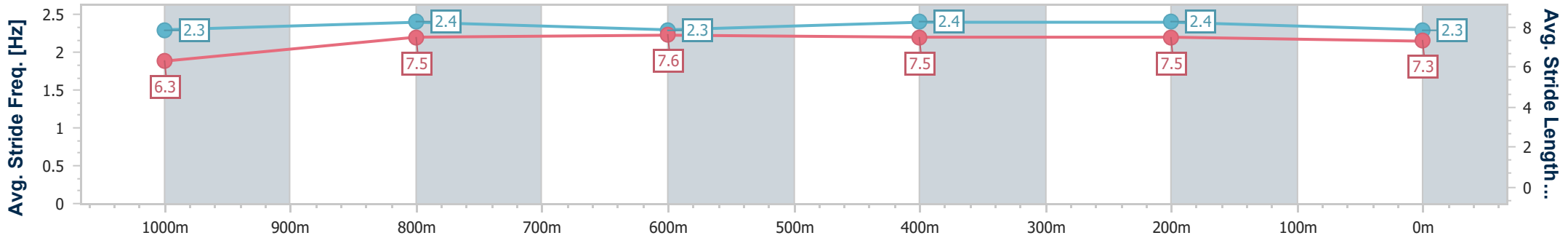
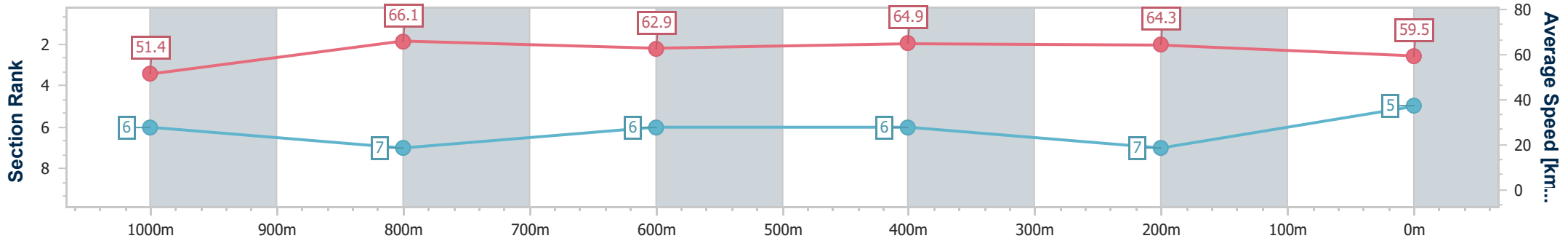


Eagle Farm QLD Professional  
 Race 2: PORTLAND SKY FIRST CROP YEARLINGS @ WIDDEN  
 QTIS 2YO HANDICAP - 1200m  
 28 December 2024 - 12:48  
 Track Rating: Good 4, Weather: Fine, Rail Position: +6.5m 1000m-400m; +6m Remainder



BRISBANE  
 RACING CLUB

Section	Overall	1000m	800m	600m	400m	200m
Section Times	1:11.03 [5] (0:14.00)	0:57.03 [6] (0:11.05)	0:45.98 [7] (0:11.56)	0:34.42 [6] (0:11.11)	0:23.31 [6] (0:11.20)	0:12.11 [7] (0:12.11)
Average Speed [km/h]	51.4	66.1	62.9	64.9	64.3	59.5
Top Speed [km/h]	64.5	67.1	65.5	66.3	66.2	62.5
Avg. Dist. to Rail [m]	1.2	2.7	2.7	0.7	2.3	1.5
Avg. Stride Freq. [Hz]	2.3	2.4	2.3	2.4	2.4	2.3
Avg. Stride Length [m]	6.3	7.5	7.6	7.5	7.5	7.3



- [ ] Ranking at each section and finish
- .-.-.- No data available at this section
- NA No data available



Horse/Jockey Name	Lockyer
Final Rank	6
Fastest Section Time (Section)	0:11.11 (400m)
Top Speed [km/h] (Section)	67.1 (400m)
Race State	Finished

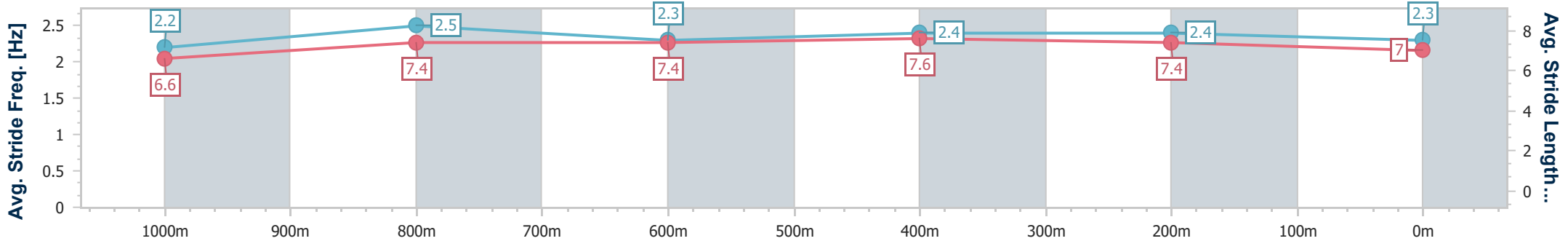
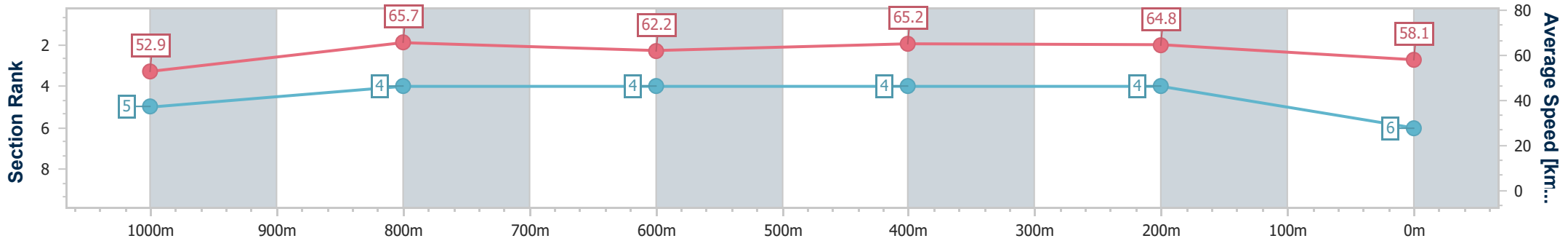


Eagle Farm QLD Professional  
 Race 2: PORTLAND SKY FIRST CROP YEARLINGS @ WIDDEN  
 QTIS 2YO HANDICAP - 1200m  
 28 December 2024 - 12:48  
 Track Rating: Good 4, Weather: Fine, Rail Position: +6.5m 1000m-400m; +6m Remainder



BRISBANE  
 RACING CLUB

Section	Overall	1000m	800m	600m	400m	200m
Section Times	1:11.07 [6] (0:13.66)	0:57.41 [5] (0:11.12)	0:46.29 [4] (0:11.70)	0:34.59 [4] (0:11.12)	0:23.47 [4] (0:11.11)	0:12.36 [4] (0:12.36)
Average Speed [km/h]	52.9	65.7	62.2	65.2	64.8	58.1
Top Speed [km/h]	66.7	67.0	66.3	67.0	67.1	62.3
Avg. Dist. to Rail [m]	2.0	3.2	2.5	0.7	2.0	1.8
Avg. Stride Freq. [Hz]	2.2	2.5	2.3	2.4	2.4	2.3
Avg. Stride Length [m]	6.6	7.4	7.4	7.6	7.4	7.0



- [ ] Ranking at each section and finish
- .-.- No data available at this section
- NA No data available



Horse/Jockey Name	Derivative
Final Rank	7
Fastest Section Time (Section)	0:10.97 (400m)
Top Speed [km/h] (Section)	67.1 (400m)
Race State	Finished

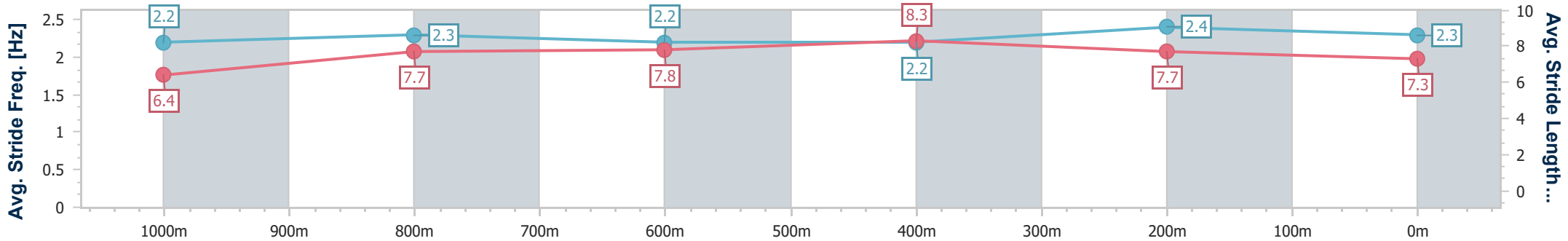
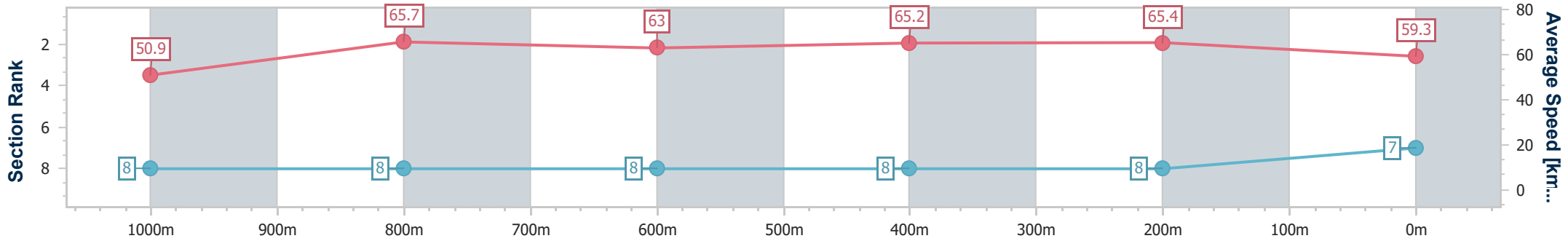


Eagle Farm QLD Professional  
 Race 2: PORTLAND SKY FIRST CROP YEARLINGS @ WIDDEN  
 QTIS 2YO HANDICAP - 1200m  
 28 December 2024 - 12:48  
 Track Rating: Good 4, Weather: Fine, Rail Position: +6.5m 1000m-400m; +6m Remainder



BRISBANE  
 RACING CLUB

Section	Overall	1000m	800m	600m	400m	200m								
Section Times	1:11.19 [7] (0:14.18)	0:57.01 [8] (0:11.15)	0:45.86 [8] (0:11.53)	0:34.33 [8] (0:11.18)	0:23.15 [8] (0:10.97)	0:12.18 [8] (0:12.18)								
Average Speed [km/h]	50.9	65.7	63.0	65.2	65.4	59.3								
Top Speed [km/h]	65.4	66.3	64.3	66.4	67.1	62.9								
Avg. Dist. to Rail [m]	5.1	3.2	2.3	2.2	6.5	6.4								
Avg. Stride Freq. [Hz]	2.2	2.3	2.2	2.2	2.4	2.3								
Avg. Stride Length [m]	6.4	7.7	7.8	8.3	7.7	7.3								



- [ ] Ranking at each section and finish
- .-.- No data available at this section
- NA No data available



Horse/Jockey Name	Astern Effort
Final Rank	8
Fastest Section Time (Section)	0:11.11 (600m)
Top Speed [km/h] (Section)	68.1 (Overall)
Race State	Finished



Eagle Farm QLD Professional  
 Race 2: PORTLAND SKY FIRST CROP YEARLINGS @ WIDDEN  
 QTIS 2YO HANDICAP - 1200m

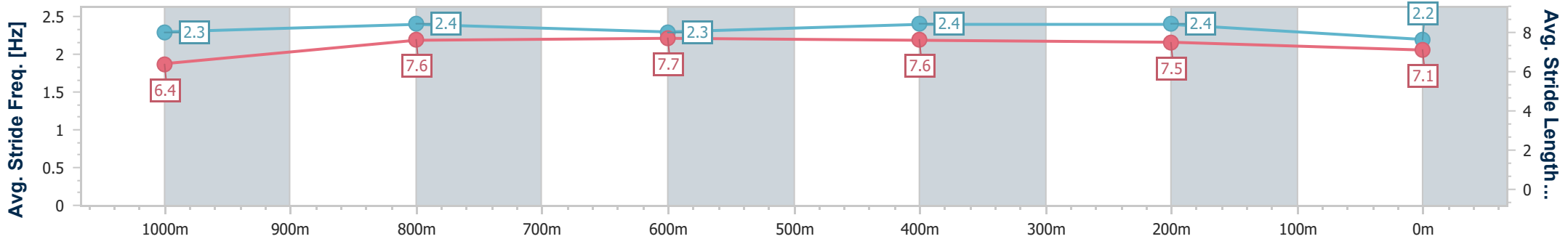
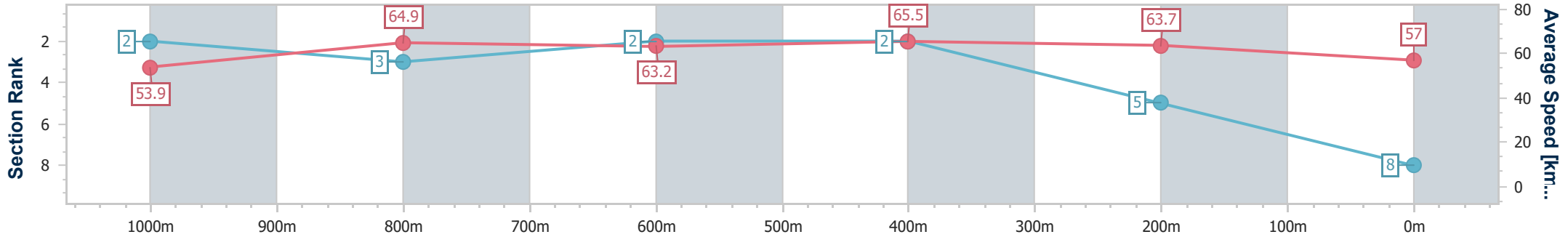


28 December 2024 - 12:48

BRISBANE  
 RACING CLUB

Track Rating: Good 4, Weather: Fine, Rail Position: +6.5m 1000m-400m; +6m Remainder

Section	Overall	1000m	800m	600m	400m	200m
Section Times	1:11.38 [8] (0:13.42)	0:57.96 [2] (0:11.23)	0:46.73 [3] (0:11.65)	0:35.08 [2] (0:11.11)	0:23.97 [2] (0:11.30)	0:12.67 [5] (0:12.67)
Average Speed [km/h]	53.9	64.9	63.2	65.5	63.7	57.0
Top Speed [km/h]	68.1	67.2	64.9	67.5	66.0	61.1
Avg. Dist. to Rail [m]	6.1	3.6	4.1	2.6	5.7	5.1
Avg. Stride Freq. [Hz]	2.3	2.4	2.3	2.4	2.4	2.2
Avg. Stride Length [m]	6.4	7.6	7.7	7.6	7.5	7.1



- [ ] Ranking at each section and finish
- .-.- No data available at this section
- NA No data available



# Eagle Farm QLD Professional

## Race 3: LADBROKES EAGLE WAY QTIS 3YO - 2100m

28 December 2024 - 13:23



BRISBANE  
RACING CLUB

Track Rating: Good 4, Weather: Fine, Rail Position: +6.5m 1000m-400m; +6m Remainder

Section														
Field Times	Overall	2000m	1800m	1600m	1400m	1200m	1000m	Last 600m						
	2:12.03 (0:09.41)	2:02.62 (0:12.35)	1:50.27 (0:12.34)	1:37.93 (0:12.68)	1:25.25 (0:13.21)	1:12.04 (0:12.84)	0:59.20 (0:12.64)	0:34.45						
Rank	TAB	Horse/Jockey	Barrier	Top Speed [km/h]	Fastest Section								Distance Travelled [m]	
1	1	<b>BEAU DAZZLER</b> Jag Guthmann-Chester	1	67.1 600m	0:09.60 Overall	2:12.03 [1] (0:09.60)	2:02.43 [5] (0:12.75)	1:49.68 [4] (0:12.97)	1:36.71 [4] (0:12.60)	1:24.11 [4] (0:12.72)	1:11.39 [4] (0:13.18)	0:58.21 [5] (0:12.48)	0:34.07	
2	5	<b>SUN WORSHIPPER</b> Mark Du Plessis	3	66.7 600m	0:09.75 Overall	2:12.33 [2] (0:09.75)	2:02.58 [6] (0:12.92)	1:49.66 [6] (0:12.97)	1:36.69 [6] (0:12.58)	1:24.11 [6] (0:12.67)	1:11.44 [6] (0:13.21)	0:58.23 [6] (0:12.52)	0:34.05	+0
3	9	<b>WOWZINO</b> Angela Jones	7	65.0 600m	0:09.41 Overall	2:12.46 [3] (0:09.41)	2:03.05 [1] (0:12.35)	1:50.70 [1] (0:12.34)	1:38.36 [1] (0:12.68)	1:25.68 [1] (0:13.21)	1:12.47 [1] (0:12.84)	0:59.63 [1] (0:12.64)	0:34.88	-6
4	2	<b>MADAME LEXIS</b> Sean Cormack	4	66.1 800m	0:09.48 Overall	2:12.79 [4] (0:09.48)	2:03.31 [3] (0:12.98)	1:50.33 [5] (0:12.92)	1:37.41 [5] (0:12.57)	1:24.84 [5] (0:12.70)	1:12.14 [5] (0:13.15)	0:58.99 [4] (0:12.51)	0:35.02	+13
5	7	<b>METCALFE</b> Robbie Dolan	5	65.8 400m	0:09.76 Overall	2:12.81 [5] (0:09.76)	2:03.05 [7] (0:12.98)	1:50.07 [7] (0:13.13)	1:36.94 [8] (0:12.51)	1:24.43 [7] (0:12.61)	1:11.82 [7] (0:13.12)	0:58.70 [7] (0:12.45)	0:34.58	+9
6	8	<b>MAZIS</b> Ron Stewart	9	66.9 400m	0:10.17 Overall	2:12.84 [6] (0:10.17)	2:02.67 [9] (0:12.83)	1:49.84 [8] (0:12.91)	1:36.93 [9] (0:12.62)	1:24.31 [9] (0:12.57)	1:11.74 [8] (0:13.27)	0:58.47 [9] (0:12.53)	0:34.43	+3
7	4	<b>CAPTAIN GOOD VIBES</b> Cejay Graham	6	64.6 400m	0:09.55 Overall	2:13.01 [7] (0:09.55)	2:03.46 [4] (0:12.58)	1:50.88 [3] (0:12.88)	1:38.00 [3] (0:12.54)	1:25.46 [2] (0:12.86)	1:12.60 [2] (0:13.10)	0:59.50 [2] (0:12.57)	0:35.28	+2
8	6	<b>PROPOSE</b> Taylor Marshall	8	66.3 400m	0:10.02 Overall	2:13.60 [8] (0:10.02)	2:03.58 [8] (0:12.98)	1:50.60 [9] (0:12.84)	1:37.76 [7] (0:12.65)	1:25.11 [8] (0:12.61)	1:12.50 [9] (0:13.27)	0:59.23 [8] (0:12.64)	0:35.06	+3
9	3	<b>BANKSIA BEACH</b> Cody Collis	2	61.9 800m	0:09.46 Overall	2:15.71 [9] (0:09.46)	2:06.25 [2] (0:12.59)	1:53.66 [2] (0:12.92)	1:40.74 [2] (0:12.58)	1:28.16 [2] (0:12.86)	1:15.30 [3] (0:13.11)	1:02.19 [3] (0:12.57)	0:37.70	-2

[ ] Ranking at each section and finish  
 -:-:- No data available at this section  
 NA No data available

SCN Saddle cloth number  
 DNF Did not finish  
 DNT Did not track



# Eagle Farm QLD Professional

## Race 3: LADBROKES EAGLE WAY QTIS 3YO - 2100m

28 December 2024 - 13:23



BRISBANE  
RACING CLUB

Track Rating: Good 4, Weather: Fine, Rail Position: +6.5m 1000m-400m; +6m Remainder

Section										Last 600m	
Field Times				800m	600m	400m	200m			0:34.45	
				0:46.56 (0:12.11)	0:34.45 (0:11.31)	0:23.14 (0:11.33)	0:11.81 (0:11.81)				
Rank	TAB	Horse/Jockey	Barrier	Top Speed [km/h]	Fastest Section					Margin	Distance Travelled [m]
1	1	<b>BEAU DAZZLER</b> Jag Guthmann-Chester	1	67.1 600m	0:09.60 Overall	0:45.73 [4] (0:11.66)	0:34.07 [4] (0:11.20)	0:22.87 [3] (0:11.06)	0:11.81 [1] (0:11.81)	2:12.03	0:34.07
2	5	<b>SUN WORSHIPPER</b> Mark Du Plessis	3	66.7 600m	0:09.75 Overall	0:45.71 [7] (0:11.66)	0:34.05 [7] (0:11.22)	0:22.83 [5] (0:11.02)	0:11.81 [4] (0:11.81)	1.73L	0:34.05 +0
3	9	<b>WOWZINO</b> Angela Jones	7	65.0 600m	0:09.41 Overall	0:46.99 [1] (0:12.11)	0:34.88 [1] (0:11.31)	0:23.57 [1] (0:11.40)	0:12.17 [2] (0:12.17)	2.51L	0:34.88 -6
4	2	<b>MADAME LEXIS</b> Sean Cormack	4	66.1 800m	0:09.48 Overall	0:46.48 [5] (0:11.46)	0:35.02 [3] (0:11.35)	0:23.67 [2] (0:11.37)	0:12.30 [3] (0:12.30)	4.44L	0:35.02 +13
5	7	<b>METCALFE</b> Robbie Dolan	5	65.8 400m	0:09.76 Overall	0:46.25 [6] (0:11.67)	0:34.58 [6] (0:11.50)	0:23.08 [6] (0:11.16)	0:11.92 [6] (0:11.92)	4.55L	0:34.58 +9
6	8	<b>MAZIS</b> Ron Stewart	9	66.9 400m	0:10.17 Overall	0:45.94 [8] (0:11.51)	0:34.43 [8] (0:11.40)	0:23.03 [7] (0:11.08)	0:11.95 [7] (0:11.95)	4.76L	0:34.43 +3
7	4	<b>CAPTAIN GOOD VIBES</b> Cejay Graham	6	64.6 400m	0:09.55 Overall	0:46.93 [2] (0:11.65)	0:35.28 [2] (0:11.55)	0:23.73 [4] (0:11.44)	0:12.29 [5] (0:12.29)	5.73L	0:35.28 +2
8	6	<b>PROPOSE</b> Taylor Marshall	8	66.3 400m	0:10.02 Overall	0:46.59 [9] (0:11.53)	0:35.06 [9] (0:11.39)	0:23.67 [9] (0:11.21)	0:12.46 [8] (0:12.46)	9.2L	0:35.06 +3
9	3	<b>BANKSIA BEACH</b> Cody Collis	2	61.9 800m	0:09.46 Overall	0:49.62 [3] (0:11.92)	0:37.70 [5] (0:11.82)	0:25.88 [8] (0:12.22)	0:13.66 [9] (0:13.66)	21.64L	0:37.70 -2

[ ] Ranking at each section and finish  
 -:-:- No data available at this section  
 NA No data available

SCN Saddle cloth number  
 DNF Did not finish  
 DNT Did not track



Horse/Jockey Name	Beau Dazzler
Final Rank	1
Fastest Section Time (Section)	0:09.60 (Overall)
Top Speed [km/h] (Section)	67.1 (600m)
Race State	Finished



Eagle Farm QLD Professional

Race 3: LADBROKES EAGLE WAY QTIS 3YO - 2100m

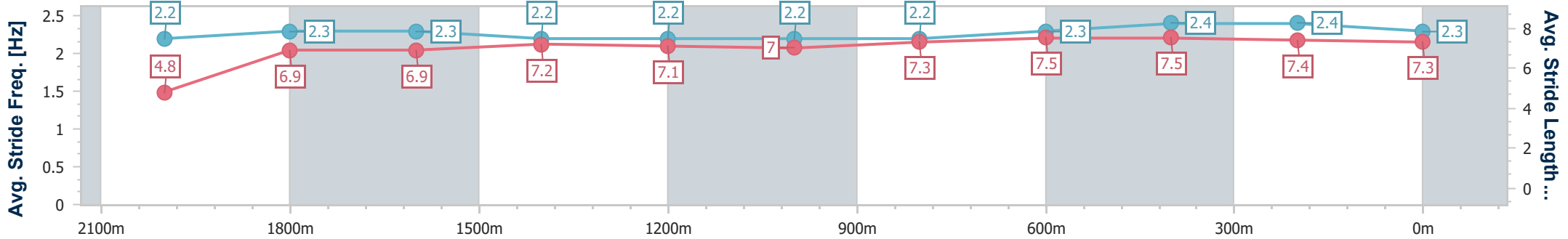
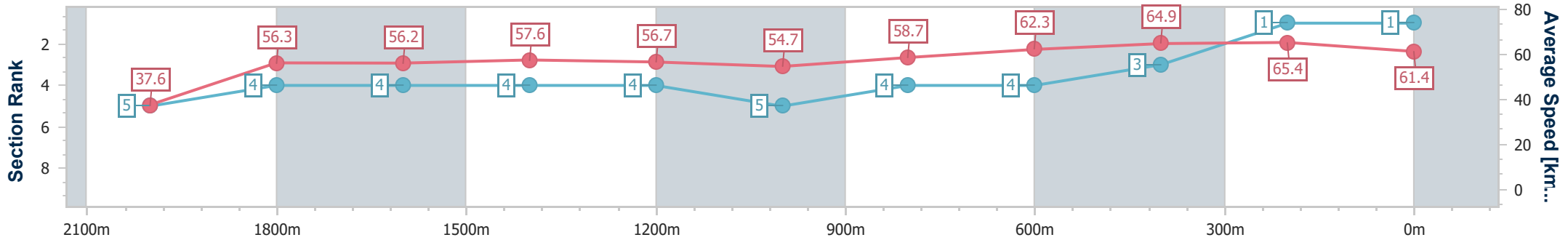
28 December 2024 - 13:23

Track Rating: Good 4, Weather: Fine, Rail Position: +6.5m 1000m-400m; +6m Remainder



BRISBANE RACING CLUB

Section	Overall	2000m	1800m	1600m	1400m	1200m	1000m	800m	600m	400m	200m
Section Times	2:12.03 [1] (0:09.60)	2:02.43 [5] (0:12.75)	1:49.68 [4] (0:12.97)	1:36.71 [4] (0:12.60)	1:24.11 [4] (0:12.72)	1:11.39 [4] (0:13.18)	0:58.21 [5] (0:12.48)	0:45.73 [4] (0:11.66)	0:34.07 [4] (0:11.20)	0:22.87 [3] (0:11.06)	0:11.81 [1] (0:11.81)
Average Speed [km/h]	37.6	56.3	56.2	57.6	56.7	54.7	58.7	62.3	64.9	65.4	61.4
Top Speed [km/h]	55.9	57.1	56.5	58.7	58.6	55.4	62.6	63.5	67.1	66.3	63.3
Avg. Dist. to Rail [m]	3.5	0.8	1.8	2.5	3.4	3.5	3.3	2.3	1.9	6.0	8.0
Avg. Stride Freq. [Hz]	2.2	2.3	2.3	2.2	2.2	2.2	2.2	2.3	2.4	2.4	2.3
Avg. Stride Length [m]	4.8	6.9	6.9	7.2	7.1	7.0	7.3	7.5	7.5	7.4	7.3



- [ ] Ranking at each section and finish
- .-.- No data available at this section
- NA No data available





Horse/Jockey Name	Sun Worshipper
Final Rank	2
Fastest Section Time (Section)	0:09.75 (Overall)
Top Speed [km/h] (Section)	66.7 (600m)
Race State	Finished



### Eagle Farm QLD Professional

Race 3: LADBROKES EAGLE WAY QTIS 3YO - 2100m

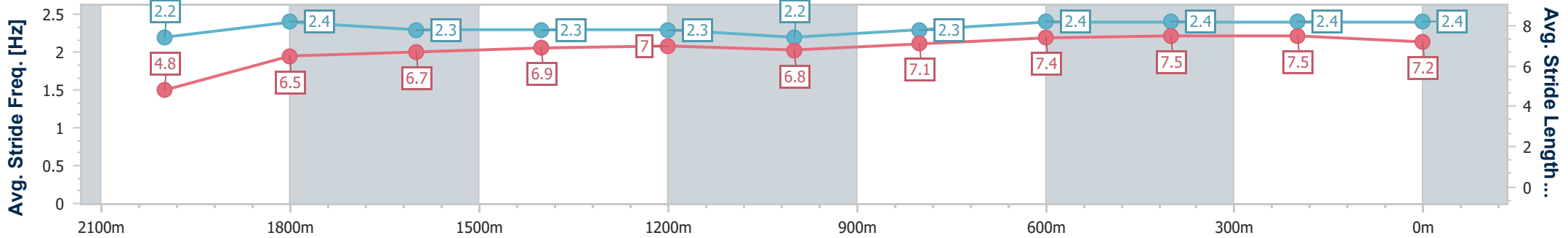
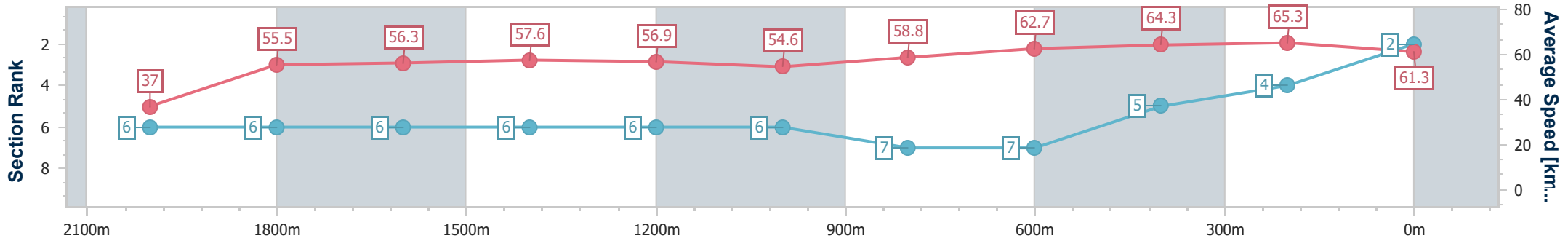
28 December 2024 - 13:23

Track Rating: Good 4, Weather: Fine, Rail Position: +6.5m 1000m-400m; +6m Remainder



BRISBANE RACING CLUB

Section	Overall	2000m	1800m	1600m	1400m	1200m	1000m	800m	600m	400m	200m
Section Times	2:12.33 [2] (0:09.75)	2:02.58 [6] (0:12.92)	1:49.66 [6] (0:12.97)	1:36.69 [6] (0:12.58)	1:24.11 [6] (0:12.67)	1:11.44 [6] (0:13.21)	0:58.23 [6] (0:12.52)	0:45.71 [7] (0:11.66)	0:34.05 [7] (0:11.22)	0:22.83 [5] (0:11.02)	0:11.81 [4] (0:11.81)
Average Speed [km/h]	37.0	55.5	56.3	57.6	56.9	54.6	58.8	62.7	64.3	65.3	61.3
Top Speed [km/h]	54.6	57.4	57.2	58.5	58.4	55.8	63.5	63.7	66.7	66.7	63.9
Avg. Dist. to Rail [m]	3.4	0.7	2.2	2.5	2.7	3.4	3.8	3.4	0.9	4.8	6.8
Avg. Stride Freq. [Hz]	2.2	2.4	2.3	2.3	2.3	2.2	2.3	2.4	2.4	2.4	2.4
Avg. Stride Length [m]	4.8	6.5	6.7	6.9	7.0	6.8	7.1	7.4	7.5	7.5	7.2



- [ ] Ranking at each section and finish
- .-.-.- No data available at this section
- NA No data available



Horse/Jockey Name	Wowzino
Final Rank	3
Fastest Section Time (Section)	0:09.41 (Overall)
Top Speed [km/h] (Section)	65.0 (600m)
Race State	Finished



### Eagle Farm QLD Professional

Race 3: LADBROKES EAGLE WAY QTIS 3YO - 2100m

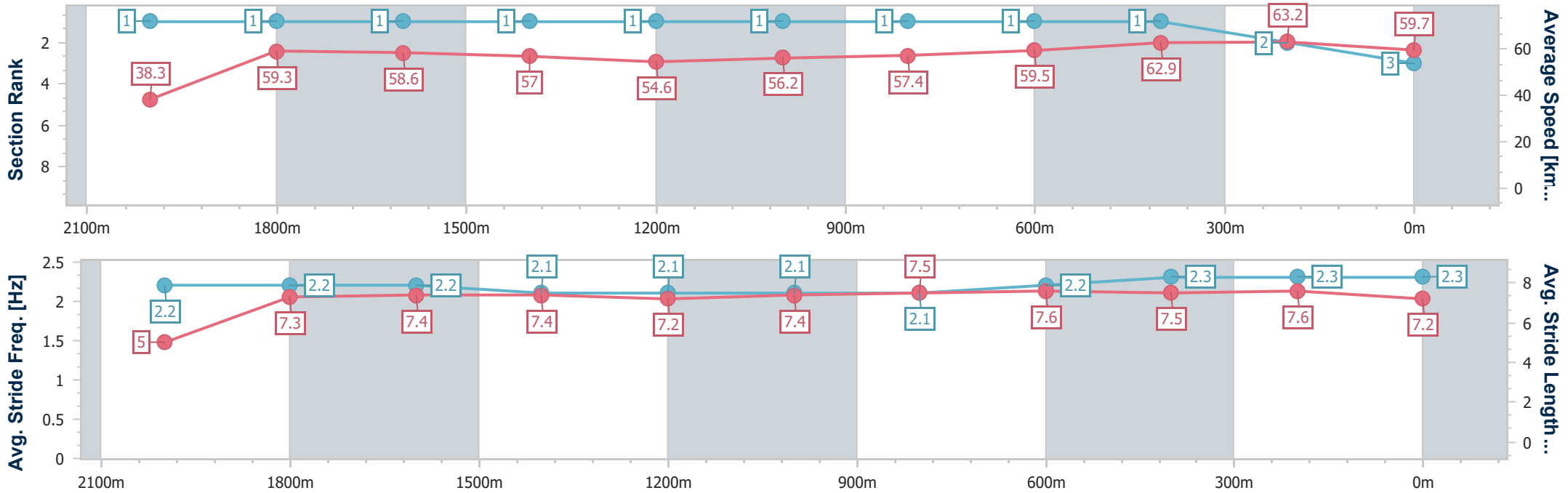
28 December 2024 - 13:23

Track Rating: Good 4, Weather: Fine, Rail Position: +6.5m 1000m-400m; +6m Remainder



BRISBANE RACING CLUB

Section	Overall	2000m	1800m	1600m	1400m	1200m	1000m	800m	600m	400m	200m
Section Times	2:12.46 [3] (0:09.41)	2:03.05 [1] (0:12.35)	1:50.70 [1] (0:12.34)	1:38.36 [1] (0:12.68)	1:25.68 [1] (0:13.21)	1:12.47 [1] (0:12.84)	0:59.63 [1] (0:12.64)	0:46.99 [1] (0:12.11)	0:34.88 [1] (0:11.31)	0:23.57 [1] (0:11.40)	0:12.17 [2] (0:12.17)
Average Speed [km/h]	38.3	59.3	58.6	57.0	54.6	56.2	57.4	59.5	62.9	63.2	59.7
Top Speed [km/h]	58.2	59.5	59.6	58.1	55.9	56.7	58.5	62.0	65.0	64.8	62.2
Avg. Dist. to Rail [m]	5.6	2.2	1.7	1.1	1.2	1.5	1.2	0.5	1.9	0.9	3.2
Avg. Stride Freq. [Hz]	2.2	2.2	2.2	2.1	2.1	2.1	2.1	2.2	2.3	2.3	2.3
Avg. Stride Length [m]	5.0	7.3	7.4	7.4	7.2	7.4	7.5	7.6	7.5	7.6	7.2



- [ ] Ranking at each section and finish
- .-.- No data available at this section
- NA No data available



Horse/Jockey Name	Madame Lexis
Final Rank	4
Fastest Section Time (Section)	0:09.48 (Overall)
Top Speed [km/h] (Section)	66.1 (800m)
Race State	Finished



### Eagle Farm QLD Professional

Race 3: LADBROKES EAGLE WAY QTIS 3YO - 2100m

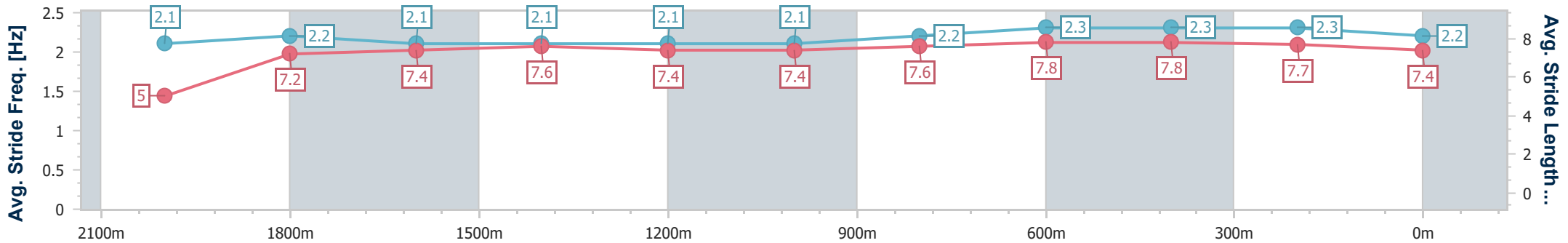
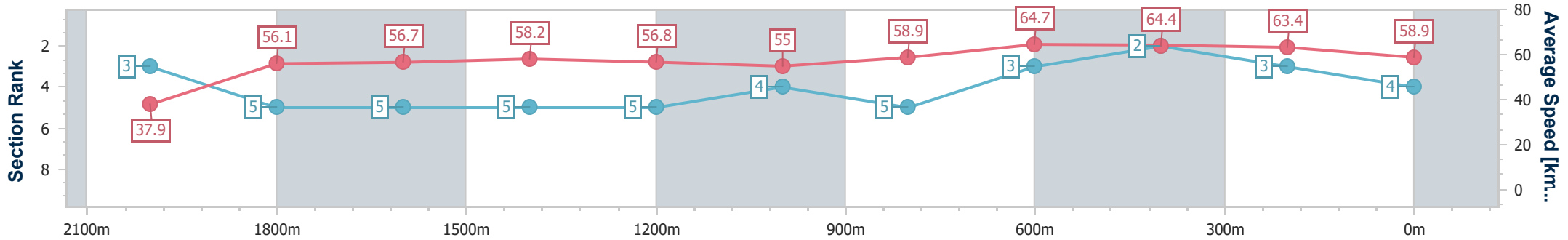
28 December 2024 - 13:23

Track Rating: Good 4, Weather: Fine, Rail Position: +6.5m 1000m-400m; +6m Remainder



BRISBANE RACING CLUB

Section	Overall	2000m	1800m	1600m	1400m	1200m	1000m	800m	600m	400m	200m
Section Times	2:12.79 [4] (0:09.48)	2:03.31 [3] (0:12.98)	1:50.33 [5] (0:12.92)	1:37.41 [5] (0:12.57)	1:24.84 [5] (0:12.70)	1:12.14 [5] (0:13.15)	0:58.99 [4] (0:12.51)	0:46.48 [5] (0:11.46)	0:35.02 [3] (0:11.35)	0:23.67 [2] (0:11.37)	0:12.30 [3] (0:12.30)
Average Speed [km/h]	37.9	56.1	56.7	58.2	56.8	55.0	58.9	64.7	64.4	63.4	58.9
Top Speed [km/h]	55.1	57.7	57.7	59.1	59.3	55.8	64.4	66.1	65.5	65.0	62.1
Avg. Dist. to Rail [m]	3.9	1.5	3.6	4.8	4.9	4.2	4.7	6.6	3.1	2.6	4.6
Avg. Stride Freq. [Hz]	2.1	2.2	2.1	2.1	2.1	2.1	2.2	2.3	2.3	2.3	2.2
Avg. Stride Length [m]	5.0	7.2	7.4	7.6	7.4	7.4	7.6	7.8	7.8	7.7	7.4



- [ ] Ranking at each section and finish
- .-.-.- No data available at this section
- NA No data available



Horse/Jockey Name	Metcalfe
Final Rank	5
Fastest Section Time (Section)	0:09.76 (Overall)
Top Speed [km/h] (Section)	65.8 (400m)
Race State	Finished



### Eagle Farm QLD Professional

Race 3: LADBROKES EAGLE WAY QTIS 3YO - 2100m

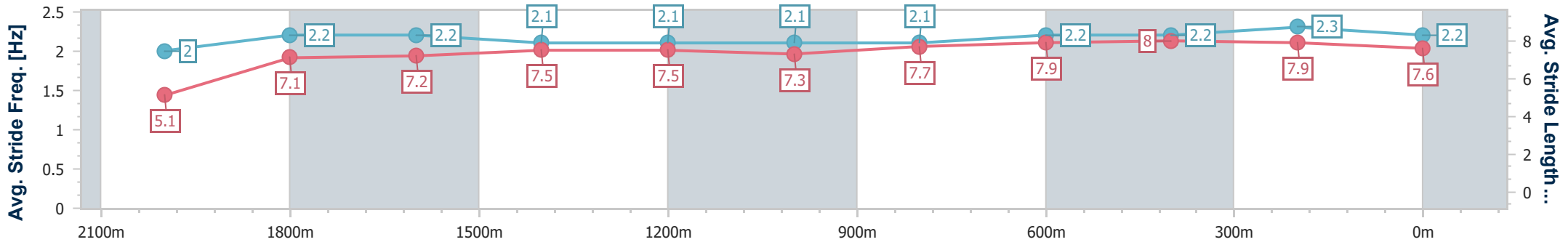
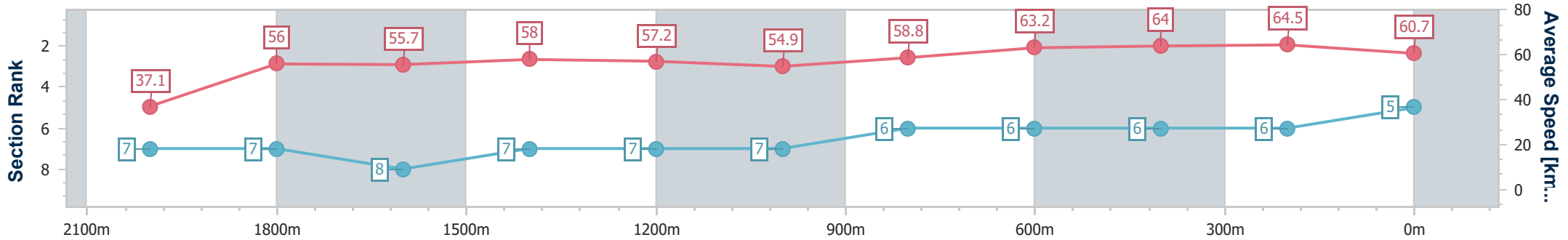
28 December 2024 - 13:23

Track Rating: Good 4, Weather: Fine, Rail Position: +6.5m 1000m-400m; +6m Remainder



BRISBANE RACING CLUB

Section	Overall	2000m	1800m	1600m	1400m	1200m	1000m	800m	600m	400m	200m
Section Times	2:12.81 [5] (0:09.76)	2:03.05 [7] (0:12.98)	1:50.07 [7] (0:13.13)	1:36.94 [8] (0:12.51)	1:24.43 [7] (0:12.61)	1:11.82 [7] (0:13.12)	0:58.70 [7] (0:12.45)	0:46.25 [6] (0:11.67)	0:34.58 [6] (0:11.50)	0:23.08 [6] (0:11.16)	0:11.92 [6] (0:11.92)
Average Speed [km/h]	37.1	56.0	55.7	58.0	57.2	54.9	58.8	63.2	64.0	64.5	60.7
Top Speed [km/h]	54.9	56.8	57.2	59.0	58.7	56.2	63.7	64.3	65.6	65.8	63.0
Avg. Dist. to Rail [m]	4.8	1.6	3.4	2.2	1.2	1.9	3.4	5.4	4.3	7.4	8.5
Avg. Stride Freq. [Hz]	2.0	2.2	2.2	2.1	2.1	2.1	2.1	2.2	2.2	2.3	2.2
Avg. Stride Length [m]	5.1	7.1	7.2	7.5	7.5	7.3	7.7	7.9	8.0	7.9	7.6



- [ ] Ranking at each section and finish
- .-.- No data available at this section
- NA No data available



Horse/Jockey Name	Mazis
Final Rank	6
Fastest Section Time (Section)	0:10.17 (Overall)
Top Speed [km/h] (Section)	66.9 (400m)
Race State	Finished



### Eagle Farm QLD Professional

Race 3: LADBROKES EAGLE WAY QTIS 3YO - 2100m

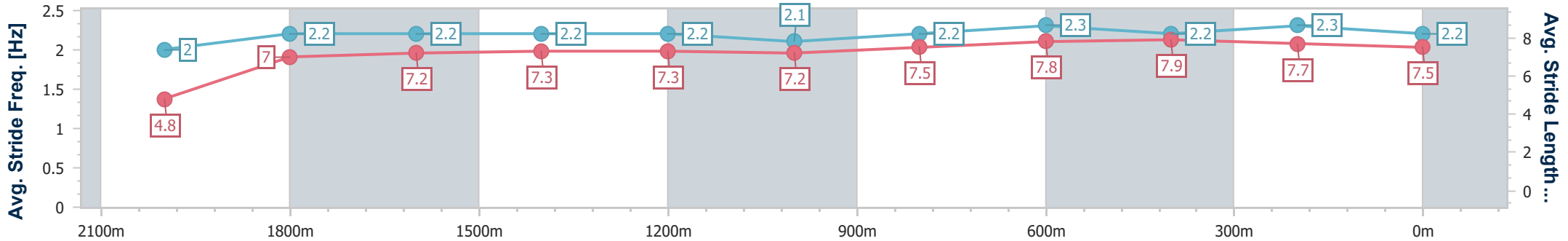
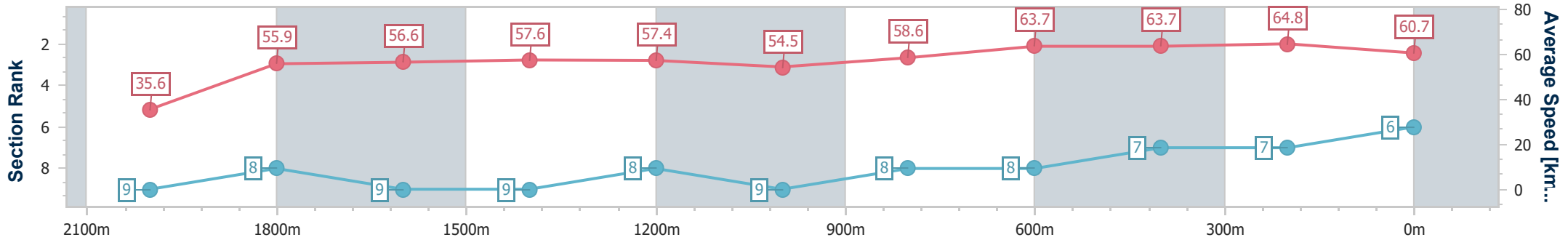
28 December 2024 - 13:23

Track Rating: Good 4, Weather: Fine, Rail Position: +6.5m 1000m-400m; +6m Remainder



BRISBANE RACING CLUB

Section	Overall	2000m	1800m	1600m	1400m	1200m	1000m	800m	600m	400m	200m
Section Times	2:12.84 [6] (0:10.17)	2:02.67 [9] (0:12.83)	1:49.84 [8] (0:12.91)	1:36.93 [9] (0:12.62)	1:24.31 [9] (0:12.57)	1:11.74 [8] (0:13.27)	0:58.47 [9] (0:12.53)	0:45.94 [8] (0:11.51)	0:34.43 [8] (0:11.40)	0:23.03 [7] (0:11.08)	0:11.95 [7] (0:11.95)
Average Speed [km/h]	35.6	55.9	56.6	57.6	57.4	54.5	58.6	63.7	63.7	64.8	60.7
Top Speed [km/h]	52.8	57.9	57.5	59.9	58.9	56.2	63.4	65.7	65.4	66.9	63.6
Avg. Dist. to Rail [m]	6.7	0.5	2.4	3.5	3.4	3.1	3.4	4.2	1.5	6.8	11.7
Avg. Stride Freq. [Hz]	2.0	2.2	2.2	2.2	2.2	2.1	2.2	2.3	2.2	2.3	2.2
Avg. Stride Length [m]	4.8	7.0	7.2	7.3	7.3	7.2	7.5	7.8	7.9	7.7	7.5



- [ ] Ranking at each section and finish
- .-.- No data available at this section
- NA No data available



Horse/Jockey Name	Captain Good Vibes
Final Rank	7
Fastest Section Time (Section)	0:09.55 (Overall)
Top Speed [km/h] (Section)	64.6 (400m)
Race State	Finished



### Eagle Farm QLD Professional

Race 3: LADBROKES EAGLE WAY QTIS 3YO - 2100m

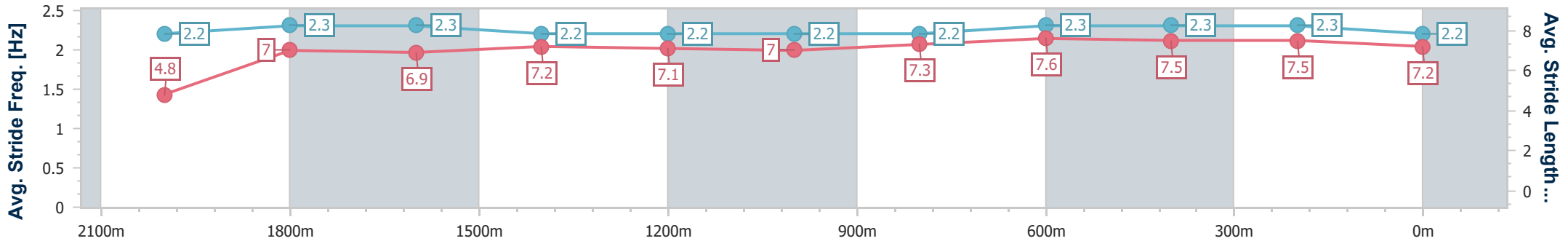
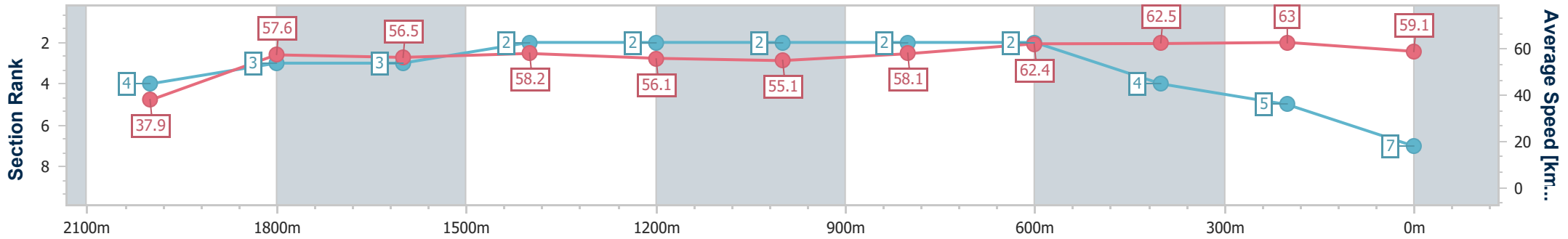
28 December 2024 - 13:23

Track Rating: Good 4, Weather: Fine, Rail Position: +6.5m 1000m-400m; +6m Remainder



BRISBANE RACING CLUB

Section	Overall	2000m	1800m	1600m	1400m	1200m	1000m	800m	600m	400m	200m
Section Times	2:13.01 [7] (0:09.55)	2:03.46 [4] (0:12.58)	1:50.88 [3] (0:12.88)	1:38.00 [3] (0:12.54)	1:25.46 [2] (0:12.86)	1:12.60 [2] (0:13.10)	0:59.50 [2] (0:12.57)	0:46.93 [2] (0:11.65)	0:35.28 [2] (0:11.55)	0:23.73 [4] (0:11.44)	0:12.29 [5] (0:12.29)
Average Speed [km/h]	37.9	57.6	56.5	58.2	56.1	55.1	58.1	62.4	62.5	63.0	59.1
Top Speed [km/h]	56.5	59.0	57.2	58.5	58.3	55.6	61.8	63.9	63.8	64.6	61.5
Avg. Dist. to Rail [m]	5.0	1.0	2.7	3.4	3.2	3.0	3.1	2.3	0.5	2.4	4.1
Avg. Stride Freq. [Hz]	2.2	2.3	2.3	2.2	2.2	2.2	2.2	2.3	2.3	2.3	2.2
Avg. Stride Length [m]	4.8	7.0	6.9	7.2	7.1	7.0	7.3	7.6	7.5	7.5	7.2



- [ ] Ranking at each section and finish
- .-.-.- No data available at this section
- NA No data available



Horse/Jockey Name	Propose
Final Rank	8
Fastest Section Time (Section)	0:10.02 (Overall)
Top Speed [km/h] (Section)	66.3 (400m)
Race State	Finished



### Eagle Farm QLD Professional

Race 3: LADBROKES EAGLE WAY QTIS 3YO - 2100m

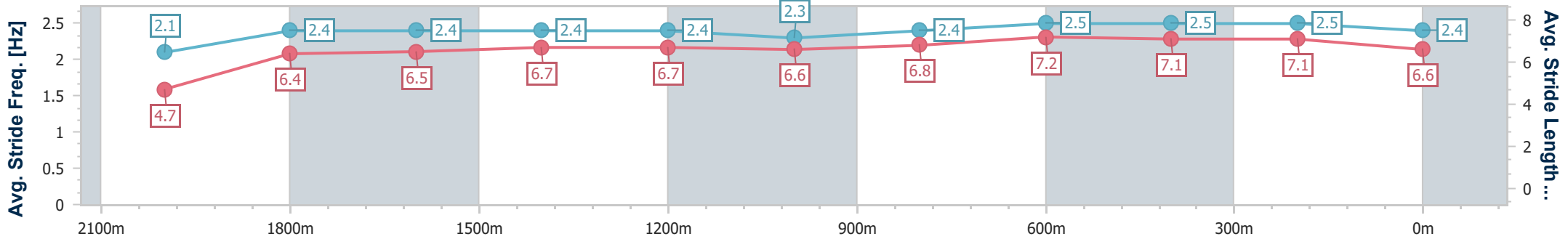
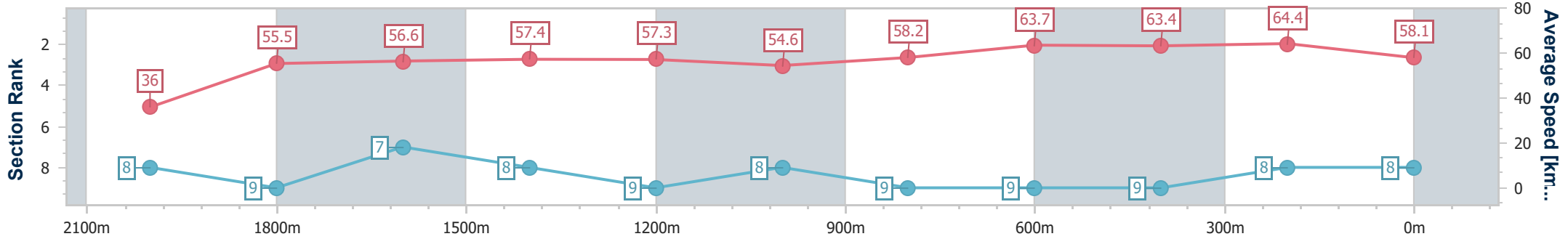
28 December 2024 - 13:23

Track Rating: Good 4, Weather: Fine, Rail Position: +6.5m 1000m-400m; +6m Remainder



BRISBANE RACING CLUB

Section	Overall	2000m	1800m	1600m	1400m	1200m	1000m	800m	600m	400m	200m
Section Times	2:13.60 [8] (0:10.02)	2:03.58 [8] (0:12.98)	1:50.60 [9] (0:12.84)	1:37.76 [7] (0:12.65)	1:25.11 [8] (0:12.61)	1:12.50 [9] (0:13.27)	0:59.23 [8] (0:12.64)	0:46.59 [9] (0:11.53)	0:35.06 [9] (0:11.39)	0:23.67 [9] (0:11.21)	0:12.46 [8] (0:12.46)
Average Speed [km/h]	36.0	55.5	56.6	57.4	57.3	54.6	58.2	63.7	63.4	64.4	58.1
Top Speed [km/h]	53.7	57.2	58.0	59.5	59.1	56.5	63.9	65.8	65.9	66.3	62.1
Avg. Dist. to Rail [m]	6.3	0.5	1.6	3.6	4.3	4.2	4.8	3.8	1.4	5.0	4.6
Avg. Stride Freq. [Hz]	2.1	2.4	2.4	2.4	2.4	2.3	2.4	2.5	2.5	2.5	2.4
Avg. Stride Length [m]	4.7	6.4	6.5	6.7	6.7	6.6	6.8	7.2	7.1	7.1	6.6



- [ ] Ranking at each section and finish
- .-.- No data available at this section
- NA No data available



Horse/Jockey Name	Banksia Beach
Final Rank	9
Fastest Section Time (Section)	0:09.46 (Overall)
Top Speed [km/h] (Section)	61.9 (800m)
Race State	Finished



### Eagle Farm QLD Professional

Race 3: LADBROKES EAGLE WAY QTIS 3YO - 2100m

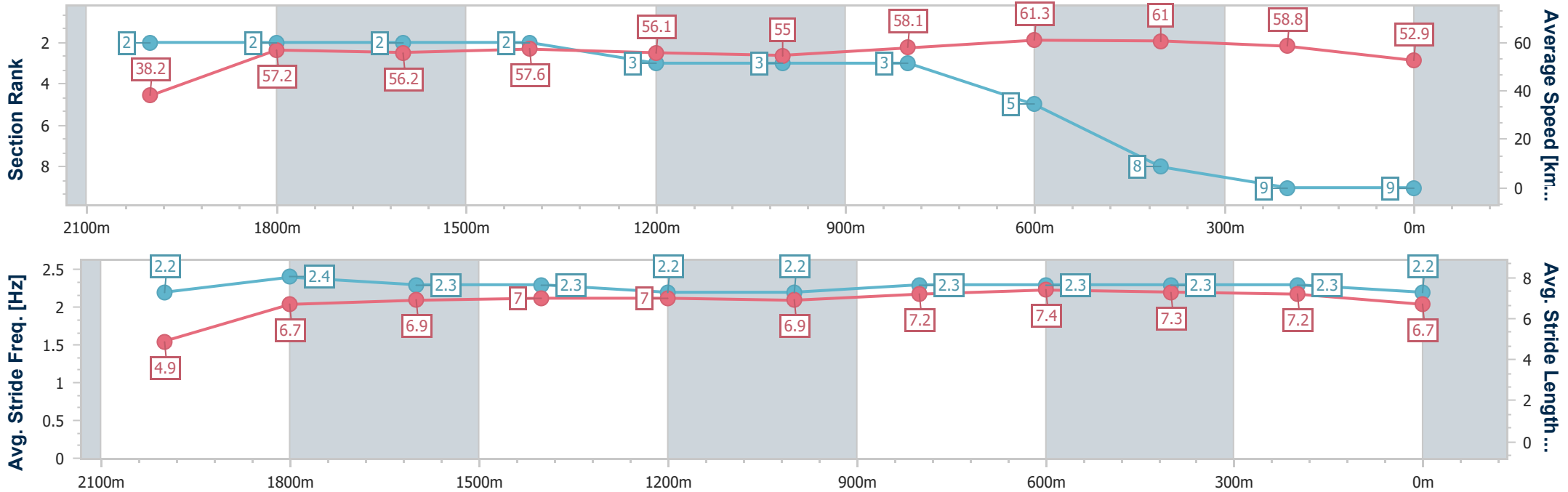
28 December 2024 - 13:23

Track Rating: Good 4, Weather: Fine, Rail Position: +6.5m 1000m-400m; +6m Remainder



BRISBANE RACING CLUB

Section	Overall	2000m	1800m	1600m	1400m	1200m	1000m	800m	600m	400m	200m
Section Times	2:15.71 [9] (0:09.46)	2:06.25 [2] (0:12.59)	1:53.66 [2] (0:12.92)	1:40.74 [2] (0:12.58)	1:28.16 [2] (0:12.86)	1:15.30 [3] (0:13.11)	1:02.19 [3] (0:12.57)	0:49.62 [3] (0:11.92)	0:37.70 [5] (0:11.82)	0:25.88 [8] (0:12.22)	0:13.66 [9] (0:13.66)
Average Speed [km/h]	38.2	57.2	56.2	57.6	56.1	55.0	58.1	61.3	61.0	58.8	52.9
Top Speed [km/h]	56.6	58.7	56.8	58.4	58.4	55.8	60.9	61.9	61.6	60.8	58.0
Avg. Dist. to Rail [m]	2.8	0.4	1.9	2.7	2.4	2.4	2.9	2.7	0.6	0.5	1.4
Avg. Stride Freq. [Hz]	2.2	2.4	2.3	2.3	2.2	2.2	2.3	2.3	2.3	2.3	2.2
Avg. Stride Length [m]	4.9	6.7	6.9	7.0	7.0	6.9	7.2	7.4	7.3	7.2	6.7



- [ ] Ranking at each section and finish
- .-.- No data available at this section
- NA No data available





# Eagle Farm QLD Professional

## Race 4: XXXX BENCHMARK 78 Handicap - 1830m



BRISBANE  
RACING CLUB

28 December 2024 - 13:59

Track Rating: Good 4, Weather: Fine, Rail Position: +6.5m 1000m-400m; +6m Remainder

Section		Field Times											Last 600m	
Overall		1600m	1400m	1200m	1000m	800m	600m	Last 600m	Last 600m	Last 600m	Last 600m	Last 600m	Last 600m	
1:50.61 (0:16.18)		1:34.43 (0:11.47)	1:22.96 (0:11.60)	1:11.36 (0:12.02)	0:59.34 (0:12.34)	0:47.00 (0:12.10)	0:34.90 (0:11.60)	0:34.90	0:34.90	0:34.90	0:34.90	0:34.90	0:34.90	
Rank	TAB	Horse/Jockey	Barrier	Top Speed [km/h]	Fastest Section								Distance Travelled [m]	
1	10	IVERSON Vlad Duric	8	66.8 400m	0:11.31 400m	1:50.61 [1] (0:17.38)	1:33.23 [10] (0:11.82)	1:21.41 [10] (0:11.48)	1:09.93 [10] (0:11.66)	0:58.27 [9] (0:12.25)	0:46.02 [8] (0:11.86)	0:34.16 [7] (0:11.33)	0:34.16	
2	1	KRONENBOURG Emily Lang	5	65.6 400m	0:11.14 400m	1:50.65 [2] (0:16.30)	1:34.35 [4] (0:11.83)	1:22.52 [5] (0:11.69)	1:10.83 [5] (0:12.08)	0:58.75 [5] (0:12.45)	0:46.30 [5] (0:11.83)	0:34.47 [6] (0:11.50)	0:34.47	+0
3	9	BINDING Angela Jones	2	64.7 400m	0:11.47 1600m	1:50.87 [3] (0:16.18)	1:34.69 [1] (0:11.47)	1:23.22 [1] (0:11.60)	1:11.62 [1] (0:12.02)	0:59.60 [1] (0:12.34)	0:47.26 [1] (0:12.10)	0:35.16 [1] (0:11.60)	0:35.16	-10
4	12	INDY ROSE WARRIOR Michael Rodd	10	65.9 600m	0:11.19 600m	1:50.90 [4] (0:16.76)	1:34.14 [7] (0:11.90)	1:22.24 [8] (0:11.71)	1:10.53 [8] (0:11.96)	0:58.57 [8] (0:12.43)	0:46.14 [9] (0:11.79)	0:34.35 [9] (0:11.19)	0:34.35	-5
5	8	LIONEL Martin Harley	6	66.2 400m	0:11.13 400m	1:51.01 [5] (0:17.74)	1:33.27 [11] (0:11.84)	1:21.43 [12] (0:11.56)	1:09.87 [12] (0:11.62)	0:58.25 [11] (0:12.32)	0:45.93 [11] (0:11.70)	0:34.23 [11] (0:11.32)	0:34.23	-6
6	4	WAIRERE FALLS Bailey Wheeler	4	66.4 600m	0:11.25 400m	1:51.07 [6] (0:16.60)	1:34.47 [6] (0:11.85)	1:22.62 [6] (0:11.76)	1:10.86 [6] (0:11.92)	0:58.94 [7] (0:12.46)	0:46.48 [7] (0:11.89)	0:34.59 [8] (0:11.36)	0:34.59	+0
7	3	EXOTIQUE MISS Jasper Franklin	1	64.2 1600m	0:11.50 1400m	1:51.11 [7] (0:16.37)	1:34.74 [5] (0:11.58)	1:23.16 [4] (0:11.50)	1:11.66 [3] (0:11.92)	0:59.74 [2] (0:12.55)	0:47.19 [3] (0:11.94)	0:35.25 [2] (0:11.56)	0:35.25	-5
8	6	CLYDE Dan McGillivray	11	66.2 600m	0:11.16 600m	1:51.11 [8] (0:17.75)	1:33.36 [12] (0:11.79)	1:21.57 [11] (0:11.48)	1:10.09 [11] (0:11.80)	0:58.29 [12] (0:12.33)	0:45.96 [12] (0:11.68)	0:34.28 [12] (0:11.16)	0:34.28	-8
9	13	TWIGMAN Jag Guthmann-Chester	7	63.8 600m	0:11.41 600m	1:51.17 [9] (0:16.76)	1:34.41 [8] (0:11.89)	1:22.52 [7] (0:11.66)	1:10.86 [7] (0:11.82)	0:59.04 [6] (0:12.35)	0:46.69 [6] (0:11.68)	0:35.01 [5] (0:11.41)	0:35.01	-11
10	2	LOGAN STREET LION Cody Collis	12	67.0 600m	0:11.31 600m	1:51.54 [10] (0:17.33)	1:34.21 [9] (0:11.76)	1:22.45 [9] (0:11.49)	1:10.96 [9] (0:11.93)	0:59.03 [10] (0:12.43)	0:46.60 [10] (0:11.76)	0:34.84 [10] (0:11.31)	0:34.84	+9

Scratched: Vaguer (#15), Thesecondatportsea (#16), Queen Air (#5), Rezone (#17), Naval Seal (#14)

Report Created: Sat 28 December 2024 14:16 GMT (Note: Timing is based on position data)

Page 1/16

[ ] Ranking at each section and finish  
 -:-:- No data available at this section  
 NA No data available

SCN Saddle cloth number  
 DNF Did not finish  
 DNT Did not track

data processed by TRIPLES DATA



**Eagle Farm QLD Professional**  
**Race 4: XXXX BENCHMARK 78 Handicap - 1830m**  
**28 December 2024 - 13:59**



Track Rating: Good 4, Weather: Fine, Rail Position: +6.5m 1000m-400m; +6m Remainder

Section	Overall	1600m	1400m	1200m	1000m	800m	600m	Last 600m						
Field Times	1:50.61 (0:16.18)	1:34.43 (0:11.47)	1:22.96 (0:11.60)	1:11.36 (0:12.02)	0:59.34 (0:12.34)	0:47.00 (0:12.10)	0:34.90 (0:11.60)	0:34.90						
Rank	TAB Horse/Jockey	Barrier	Top Speed [km/h]	Fastest Section										Distance Travelled [m]
11	7 APPLICATIONS Boris Thornton	3	65.1 600m	0:11.46 600m	1:51.88 [11] (0:16.18)	1:35.70 [2] (0:11.66)	1:24.04 [3] (0:11.65)	1:12.39 [4] (0:12.06)	1:00.33 [4] (0:12.55)	0:47.78 [4] (0:12.00)	0:35.78 [4] (0:11.46)	0:35.78	-2	
12	11 DISNEY CASTLE Jason Collett	9	64.3 1600m	0:11.48 600m	1:51.92 [12] (0:16.20)	1:35.72 [3] (0:11.58)	1:24.14 [2] (0:11.56)	1:12.58 [2] (0:12.05)	1:00.53 [3] (0:12.46)	0:48.07 [2] (0:12.06)	0:36.01 [3] (0:11.48)	0:36.01	+4	

Scratched: Vaguer (#15), Thesecondatportsea (#16), Queen Air (#5), Rezone (#17), Naval Seal (#14)

[ ] Ranking at each section and finish  
 -:-:-:- No data available at this section  
 NA No data available

SCN Saddle cloth number  
 DNF Did not finish  
 DNT Did not track



# Eagle Farm QLD Professional

## Race 4: XXXX BENCHMARK 78 Handicap - 1830m

28 December 2024 - 13:59



BRISBANE  
RACING CLUB

Track Rating: Good 4, Weather: Fine, Rail Position: +6.5m 1000m-400m; +6m Remainder

Section							400m	200m			Last 600m
Field Times							0:23.30 (0:11.49)	0:11.81 (0:11.81)			0:34.90
Rank	TAB	Horse/Jockey	Barrier	Top Speed [km/h]	Fastest Section			Margin			Distance Travelled [m]
1	10	<b>IVERSON</b> Vlad Duric	8	66.8 400m	0:11.31 400m	0:22.83 [8] (0:11.31)	0:11.52 [6] (0:11.52)	1:50.61		0:34.16	
2	1	<b>KRONENBOURG</b> Emily Lang	5	65.6 400m	0:11.14 400m	0:22.97 [6] (0:11.14)	0:11.83 [2] (0:11.83)	0.27L		0:34.47	+0
3	9	<b>BINDING</b> Angela Jones	2	64.7 400m	0:11.47 1600m	0:23.56 [1] (0:11.49)	0:12.07 [1] (0:12.07)	1.54L		0:35.16	-10
4	12	<b>INDY ROSE WARRIOR</b> Michael Rodd	10	65.9 600m	0:11.19 600m	0:23.16 [7] (0:11.26)	0:11.90 [5] (0:11.90)	1.74L		0:34.35	-5
5	8	<b>LIONEL</b> Martin Harley	6	66.2 400m	0:11.13 400m	0:22.91 [12] (0:11.13)	0:11.78 [9] (0:11.78)	2.37L		0:34.23	-6
6	4	<b>WAIRERE FALLS</b> Bailey Wheeler	4	66.4 600m	0:11.25 400m	0:23.23 [9] (0:11.25)	0:11.98 [7] (0:11.98)	2.74L		0:34.59	+0
7	3	<b>EXOTIQUE MISS</b> Jasper Franklin	1	64.2 1600m	0:11.50 1400m	0:23.69 [3] (0:11.57)	0:12.12 [4] (0:12.12)	2.94L		0:35.25	-5
8	6	<b>CLYDE</b> Dan McGillivray	11	66.2 600m	0:11.16 600m	0:23.12 [10] (0:11.28)	0:11.84 [11] (0:11.84)	2.96L		0:34.28	-8
9	13	<b>TWIGMAN</b> Jag Guthmann-Chester	7	63.8 600m	0:11.41 600m	0:23.60 [5] (0:11.68)	0:11.92 [10] (0:11.92)	3.29L		0:35.01	-11
10	2	<b>LOGAN STREET LION</b> Cody Collis	12	67.0 600m	0:11.31 600m	0:23.53 [11] (0:11.40)	0:12.13 [12] (0:12.13)	5.51L		0:34.84	+9

Scratched: Vaguer (#15), Thesecondatportsea (#16), Queen Air (#5), Rezone (#17), Naval Seal (#14)

Report Created: Sat 28 December 2024 14:16 GMT (Note: Timing is based on position data)

Page 3/16

[ ] Ranking at each section and finish  
 -:-:- No data available at this section  
 NA No data available

SCN Saddle cloth number  
 DNF Did not finish  
 DNT Did not track

data processed by  TRIPLESDATA



**Eagle Farm QLD Professional**  
**Race 4: XXXX BENCHMARK 78 Handicap - 1830m**  
**28 December 2024 - 13:59**



Track Rating: Good 4, Weather: Fine, Rail Position: +6.5m 1000m-400m; +6m Remainder

Section		400m	200m			Last 600m		
Field Times		0:23.30 (0:11.49)	0:11.81 (0:11.81)			0:34.90		
Rank	TAB Horse/Jockey	Barrier	Top Speed [km/h]	Fastest Section	Margin		Distance Travelled [m]	
11	7 APPLICATIONS Boris Thornton	3	65.1 600m	0:11.46 600m	0:24.32 [4] (0:11.57)	0:12.75 [8] (0:12.75)	7.48L	0:35.78 -2
12	11 DISNEY CASTLE Jason Collett	9	64.3 1600m	0:11.48 600m	0:24.53 [2] (0:11.59)	0:12.94 [3] (0:12.94)	7.71L	0:36.01 +4

Scratched: Vaguer (#15), Thesecondatportsea (#16), Queen Air (#5), Rezone (#17), Naval Seal (#14)

[ ] Ranking at each section and finish  
 -:-:-:- No data available at this section  
 NA No data available

SCN Saddle cloth number  
 DNF Did not finish  
 DNT Did not track



Horse/Jockey Name	Iverson
Final Rank	1
Fastest Section Time (Section)	0:11.31 (400m)
Top Speed [km/h] (Section)	66.8 (400m)
Race State	Finished



### Eagle Farm QLD Professional

Race 4: XXXX BENCHMARK 78 Handicap - 1830m

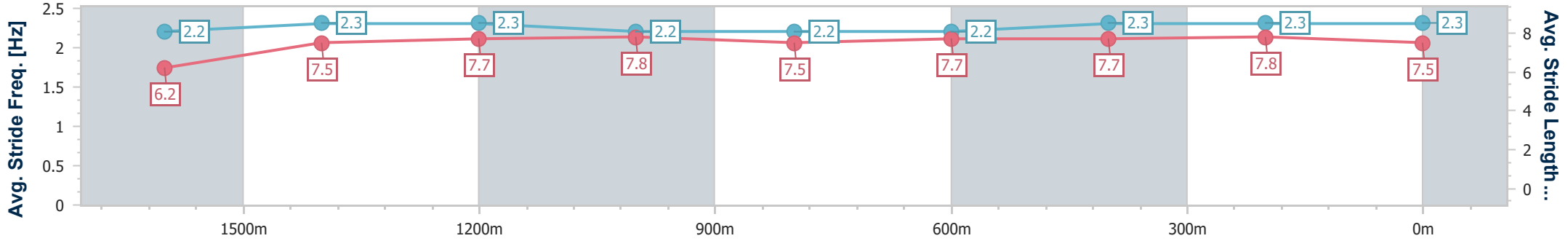
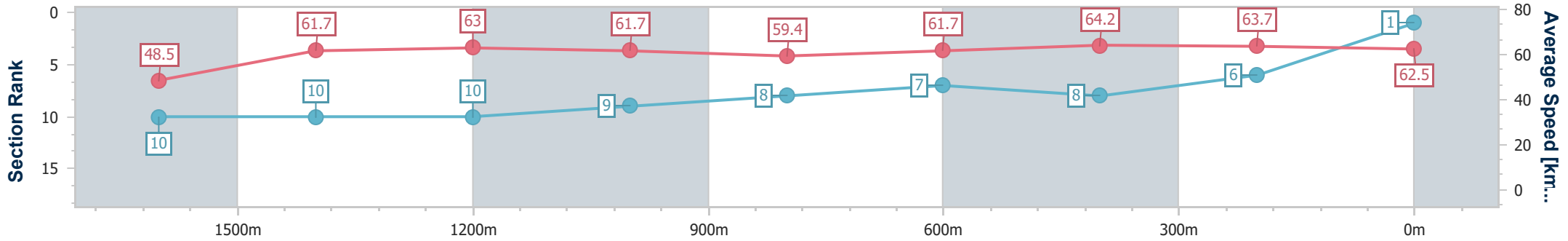
28 December 2024 - 13:59

Track Rating: Good 4, Weather: Fine, Rail Position: +6.5m 1000m-400m; +6m Remainder



BRISBANE RACING CLUB

Section	Overall	1600m	1400m	1200m	1000m	800m	600m	400m	200m				
Section Times	1:50.61 [1] (0:17.38)	1:33.23 [10] (0:11.82)	1:21.41 [10] (0:11.48)	1:09.93 [10] (0:11.66)	0:58.27 [9] (0:12.25)	0:46.02 [8] (0:11.86)	0:34.16 [7] (0:11.33)	0:22.83 [8] (0:11.31)	0:11.52 [6] (0:11.52)				
Average Speed [km/h]	48.5	61.7	63.0	61.7	59.4	61.7	64.2	63.7	62.5				
Top Speed [km/h]	59.5	63.3	63.4	63.0	60.4	62.6	66.8	66.8	63.7				
Avg. Dist. to Rail [m]	6.7	4.2	3.1	1.5	2.4	3.6	1.8	1.0	0.6				
Avg. Stride Freq. [Hz]	2.2	2.3	2.3	2.2	2.2	2.2	2.3	2.3	2.3				
Avg. Stride Length [m]	6.2	7.5	7.7	7.8	7.5	7.7	7.7	7.8	7.5				



- [ ] Ranking at each section and finish
- .-.- No data available at this section
- NA No data available



Horse/Jockey Name	Kronenbourg
Final Rank	2
Fastest Section Time (Section)	0:11.14 (400m)
Top Speed [km/h] (Section)	65.6 (400m)
Race State	Finished



### Eagle Farm QLD Professional

Race 4: XXXX BENCHMARK 78 Handicap - 1830m

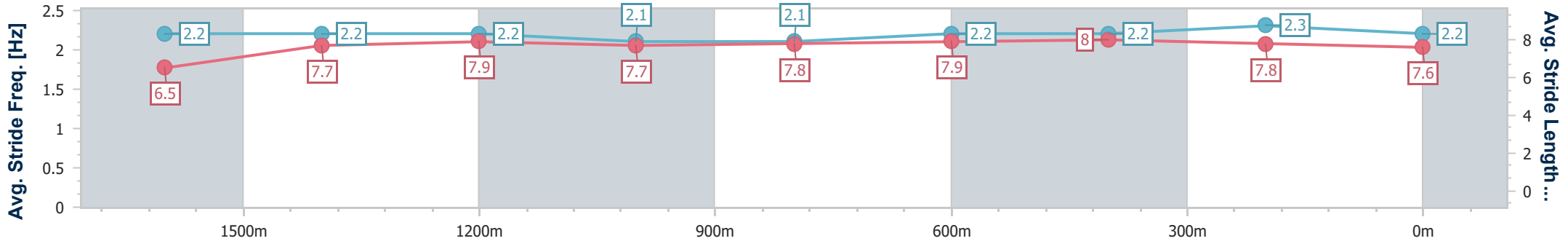
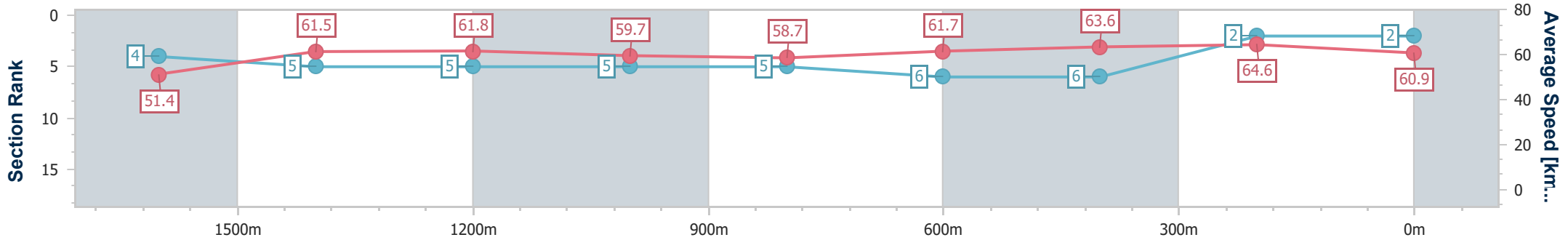
28 December 2024 - 13:59

Track Rating: Good 4, Weather: Fine, Rail Position: +6.5m 1000m-400m; +6m Remainder



BRISBANE RACING CLUB

Section	Overall	1600m	1400m	1200m	1000m	800m	600m	400m	200m
Section Times	1:50.65 [2] (0:16.30)	1:34.35 [4] (0:11.83)	1:22.52 [5] (0:11.69)	1:10.83 [5] (0:12.08)	0:58.75 [5] (0:12.45)	0:46.30 [5] (0:11.83)	0:34.47 [6] (0:11.50)	0:22.97 [6] (0:11.14)	0:11.83 [2] (0:11.83)
Average Speed [km/h]	51.4	61.5	61.8	59.7	58.7	61.7	63.6	64.6	60.9
Top Speed [km/h]	61.8	62.5	62.4	60.5	60.3	62.9	64.7	65.6	63.2
Avg. Dist. to Rail [m]	4.9	2.4	2.7	3.3	3.3	2.8	3.0	5.3	5.3
Avg. Stride Freq. [Hz]	2.2	2.2	2.2	2.1	2.1	2.2	2.2	2.3	2.2
Avg. Stride Length [m]	6.5	7.7	7.9	7.7	7.8	7.9	8.0	7.8	7.6



- [ ] Ranking at each section and finish
- .-.- No data available at this section
- NA No data available



Horse/Jockey Name	Binding
Final Rank	3
Fastest Section Time (Section)	0:11.47 (1600m)
Top Speed [km/h] (Section)	64.7 (400m)
Race State	Finished



### Eagle Farm QLD Professional

Race 4: XXXX BENCHMARK 78 Handicap - 1830m

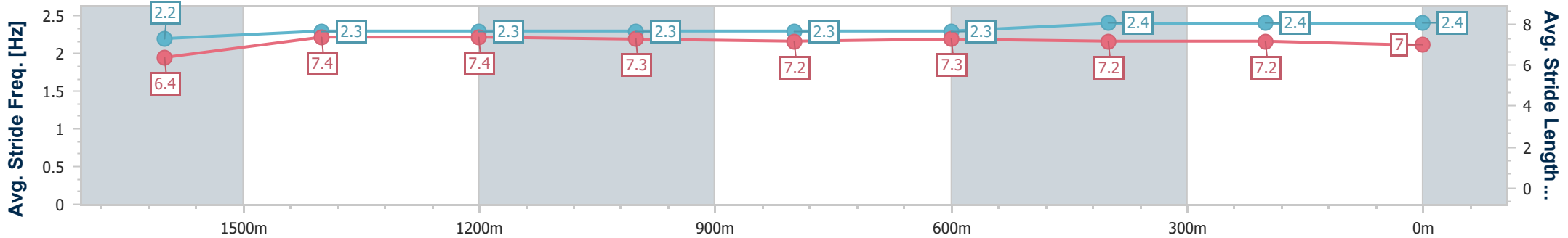
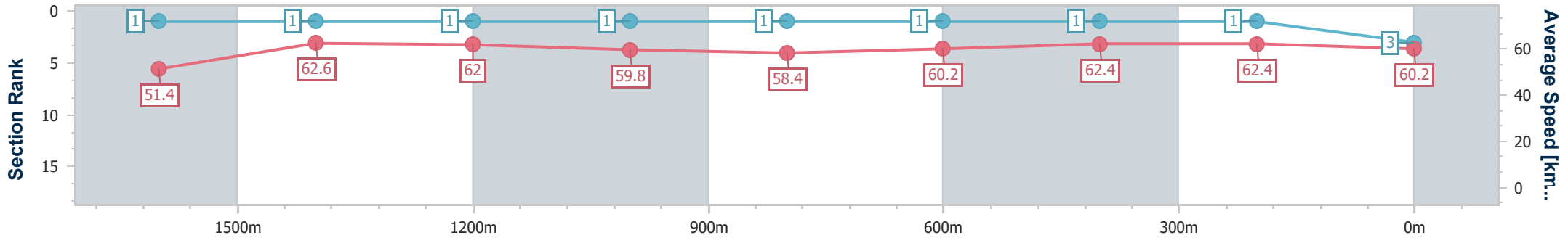
28 December 2024 - 13:59

Track Rating: Good 4, Weather: Fine, Rail Position: +6.5m 1000m-400m; +6m Remainder



BRISBANE RACING CLUB

Section	Overall	1600m	1400m	1200m	1000m	800m	600m	400m	200m
Section Times	1:50.87 [3] (0:16.18)	1:34.69 [1] (0:11.47)	1:23.22 [1] (0:11.60)	1:11.62 [1] (0:12.02)	0:59.60 [1] (0:12.34)	0:47.26 [1] (0:12.10)	0:35.16 [1] (0:11.60)	0:23.56 [1] (0:11.49)	0:12.07 [1] (0:12.07)
Average Speed [km/h]	51.4	62.6	62.0	59.8	58.4	60.2	62.4	62.4	60.2
Top Speed [km/h]	61.1	63.8	63.2	61.5	60.0	61.6	63.7	64.7	60.9
Avg. Dist. to Rail [m]	2.3	0.5	1.0	1.1	1.0	2.4	1.0	1.7	2.9
Avg. Stride Freq. [Hz]	2.2	2.3	2.3	2.3	2.3	2.3	2.4	2.4	2.4
Avg. Stride Length [m]	6.4	7.4	7.4	7.3	7.2	7.3	7.2	7.2	7.0



- [ ] Ranking at each section and finish
- .-.- No data available at this section
- NA No data available



Horse/Jockey Name	Indy Rose Warrior
Final Rank	4
Fastest Section Time (Section)	0:11.19 (600m)
Top Speed [km/h] (Section)	65.9 (600m)
Race State	Finished



### Eagle Farm QLD Professional

Race 4: XXXX BENCHMARK 78 Handicap - 1830m

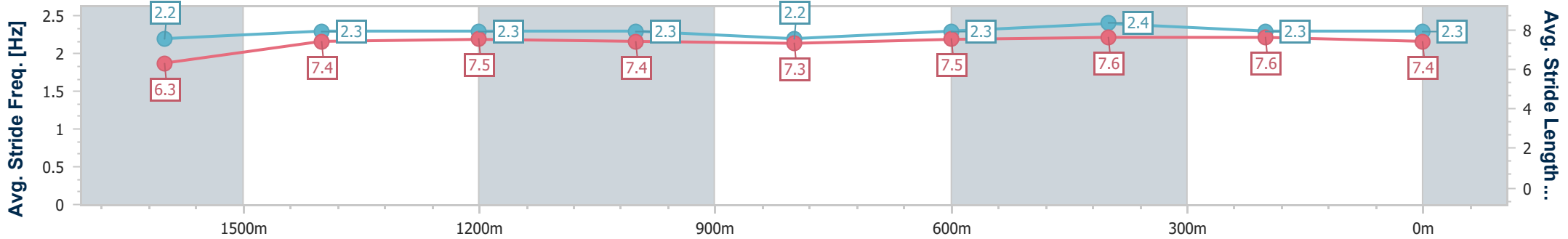
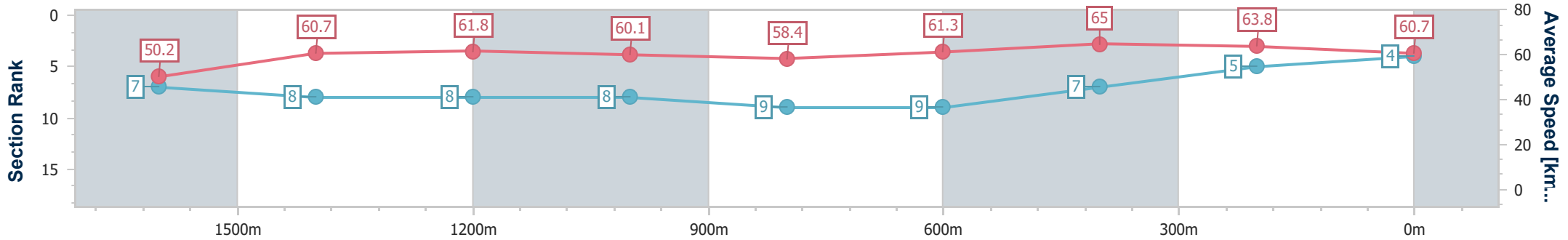
28 December 2024 - 13:59

Track Rating: Good 4, Weather: Fine, Rail Position: +6.5m 1000m-400m; +6m Remainder



BRISBANE RACING CLUB

Section	Overall	1600m	1400m	1200m	1000m	800m	600m	400m	200m
Section Times	1:50.90 [4] (0:16.76)	1:34.14 [7] (0:11.90)	1:22.24 [8] (0:11.71)	1:10.53 [8] (0:11.96)	0:58.57 [8] (0:12.43)	0:46.14 [9] (0:11.79)	0:34.35 [9] (0:11.19)	0:23.16 [7] (0:11.26)	0:11.90 [5] (0:11.90)
Average Speed [km/h]	50.2	60.7	61.8	60.1	58.4	61.3	65.0	63.8	60.7
Top Speed [km/h]	61.0	62.2	62.4	61.6	59.2	64.4	65.9	65.0	62.9
Avg. Dist. to Rail [m]	6.5	1.7	1.4	1.6	1.6	0.9	1.5	4.9	5.3
Avg. Stride Freq. [Hz]	2.2	2.3	2.3	2.3	2.2	2.3	2.4	2.3	2.3
Avg. Stride Length [m]	6.3	7.4	7.5	7.4	7.3	7.5	7.6	7.6	7.4



- [ ] Ranking at each section and finish
- .-.- No data available at this section
- NA No data available





Horse/Jockey Name	Lionel
Final Rank	5
Fastest Section Time (Section)	0:11.13 (400m)
Top Speed [km/h] (Section)	66.2 (400m)
Race State	Finished



### Eagle Farm QLD Professional

Race 4: XXXX BENCHMARK 78 Handicap - 1830m

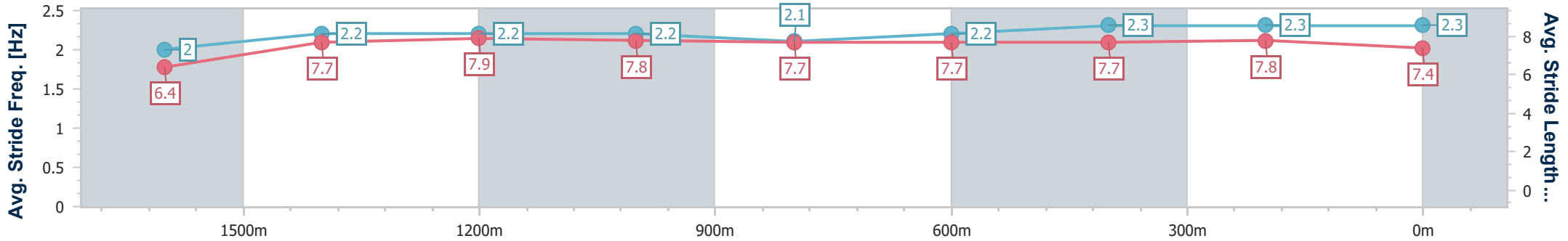
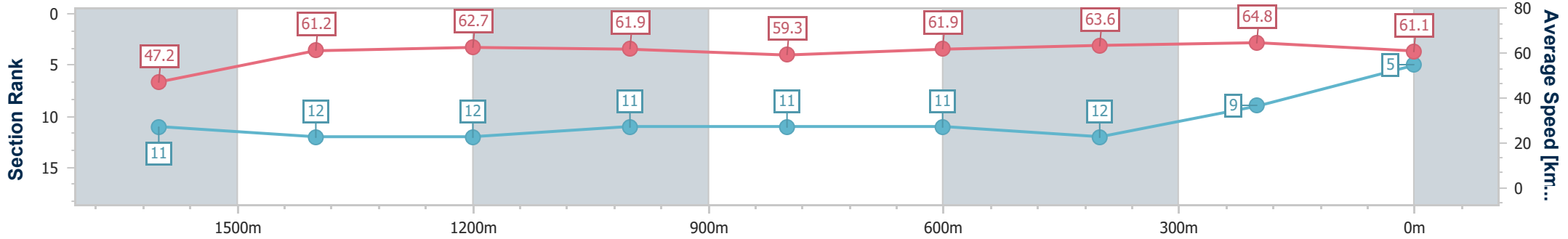
28 December 2024 - 13:59

Track Rating: Good 4, Weather: Fine, Rail Position: +6.5m 1000m-400m; +6m Remainder



BRISBANE RACING CLUB

Section	Overall	1600m	1400m	1200m	1000m	800m	600m	400m	200m
Section Times	1:51.01 [5] (0:17.74)	1:33.27 [11] (0:11.84)	1:21.43 [12] (0:11.56)	1:09.87 [12] (0:11.62)	0:58.25 [11] (0:12.32)	0:45.93 [11] (0:11.70)	0:34.23 [11] (0:11.32)	0:22.91 [12] (0:11.13)	0:11.78 [9] (0:11.78)
Average Speed [km/h]	47.2	61.2	62.7	61.9	59.3	61.9	63.6	64.8	61.1
Top Speed [km/h]	59.9	62.4	63.1	63.2	60.2	63.3	65.8	66.2	62.8
Avg. Dist. to Rail [m]	5.1	2.3	2.6	3.0	2.3	1.2	0.5	2.1	3.3
Avg. Stride Freq. [Hz]	2.0	2.2	2.2	2.2	2.1	2.2	2.3	2.3	2.3
Avg. Stride Length [m]	6.4	7.7	7.9	7.8	7.7	7.7	7.7	7.8	7.4



- [ ] Ranking at each section and finish
- .-.- No data available at this section
- NA No data available



Horse/Jockey Name	Wairere Falls
Final Rank	6
Fastest Section Time (Section)	0:11.25 (400m)
Top Speed [km/h] (Section)	66.4 (600m)
Race State	Finished



### Eagle Farm QLD Professional

Race 4: XXXX BENCHMARK 78 Handicap - 1830m

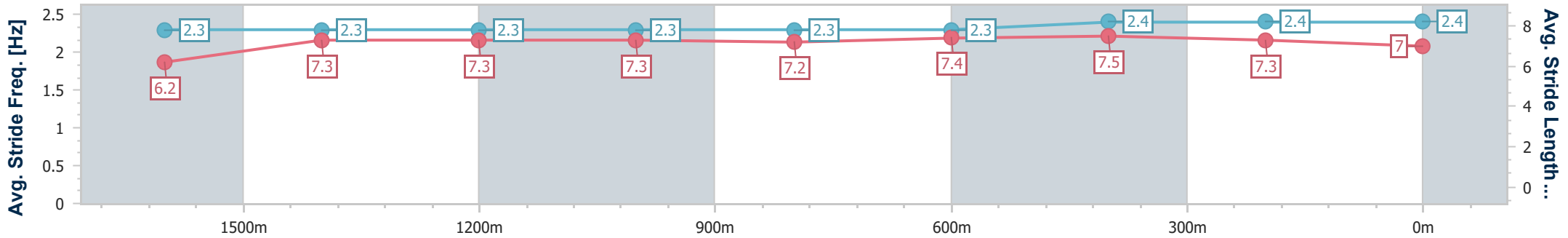
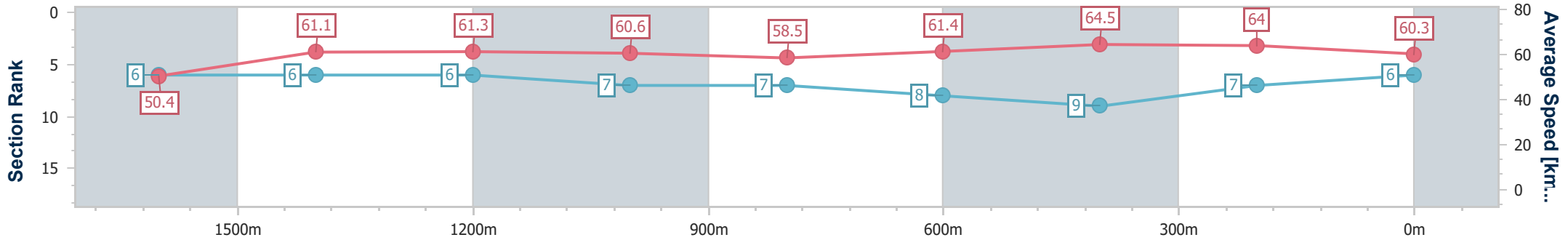
28 December 2024 - 13:59

Track Rating: Good 4, Weather: Fine, Rail Position: +6.5m 1000m-400m; +6m Remainder



BRISBANE RACING CLUB

Section	Overall	1600m	1400m	1200m	1000m	800m	600m	400m	200m
Section Times	1:51.07 [6] (0:16.60)	1:34.47 [6] (0:11.85)	1:22.62 [6] (0:11.76)	1:10.86 [6] (0:11.92)	0:58.94 [7] (0:12.46)	0:46.48 [7] (0:11.89)	0:34.59 [8] (0:11.36)	0:23.23 [9] (0:11.25)	0:11.98 [7] (0:11.98)
Average Speed [km/h]	50.4	61.1	61.3	60.6	58.5	61.4	64.5	64.0	60.3
Top Speed [km/h]	60.9	62.9	62.6	61.4	60.1	64.2	66.4	66.4	64.2
Avg. Dist. to Rail [m]	4.6	1.7	1.7	1.7	2.5	3.9	3.8	6.6	4.4
Avg. Stride Freq. [Hz]	2.3	2.3	2.3	2.3	2.3	2.3	2.4	2.4	2.4
Avg. Stride Length [m]	6.2	7.3	7.3	7.3	7.2	7.4	7.5	7.3	7.0



- [ ] Ranking at each section and finish
- .-.- No data available at this section
- NA No data available



Horse/Jockey Name	Exotique Miss
Final Rank	7
Fastest Section Time (Section)	0:11.50 (1400m)
Top Speed [km/h] (Section)	64.2 (1600m)
Race State	Finished



### Eagle Farm QLD Professional

Race 4: XXXX BENCHMARK 78 Handicap - 1830m

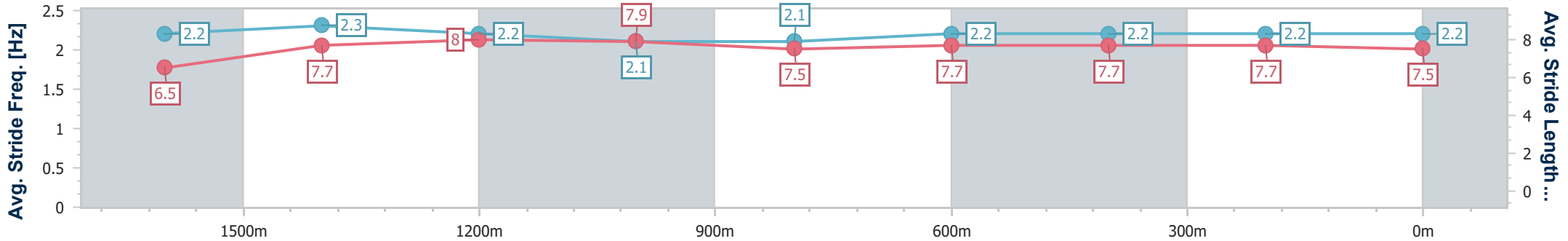
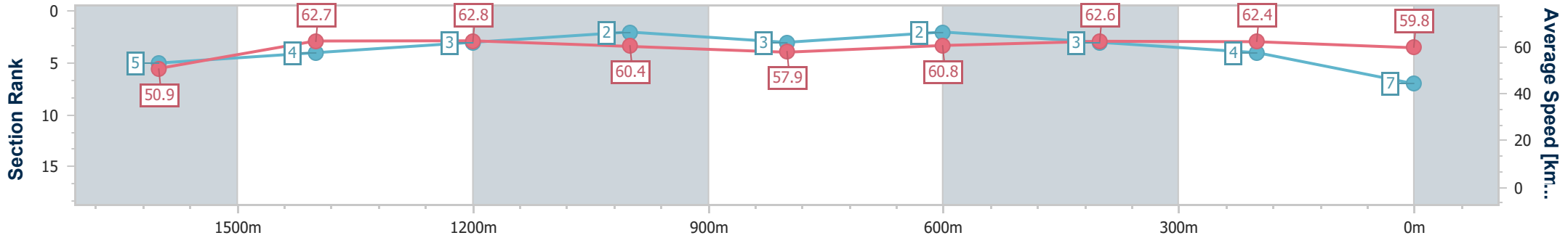
28 December 2024 - 13:59

Track Rating: Good 4, Weather: Fine, Rail Position: +6.5m 1000m-400m; +6m Remainder



BRISBANE RACING CLUB

Section	Overall	1600m	1400m	1200m	1000m	800m	600m	400m	200m
Section Times	1:51.11 [7] (0:16.37)	1:34.74 [5] (0:11.58)	1:23.16 [4] (0:11.50)	1:11.66 [3] (0:11.92)	0:59.74 [2] (0:12.55)	0:47.19 [3] (0:11.94)	0:35.25 [2] (0:11.56)	0:23.69 [3] (0:11.57)	0:12.12 [4] (0:12.12)
Average Speed [km/h]	50.9	62.7	62.8	60.4	57.9	60.8	62.6	62.4	59.8
Top Speed [km/h]	61.5	64.2	63.9	62.2	59.6	61.4	63.6	63.3	61.5
Avg. Dist. to Rail [m]	2.8	2.5	1.9	1.1	2.0	2.2	1.0	0.3	1.2
Avg. Stride Freq. [Hz]	2.2	2.3	2.2	2.1	2.1	2.2	2.2	2.2	2.2
Avg. Stride Length [m]	6.5	7.7	8.0	7.9	7.5	7.7	7.7	7.7	7.5



- [ ] Ranking at each section and finish
- .-.-.- No data available at this section
- NA No data available



Horse/Jockey Name	Clyde
Final Rank	8
Fastest Section Time (Section)	0:11.16 (600m)
Top Speed [km/h] (Section)	66.2 (600m)
Race State	Finished



### Eagle Farm QLD Professional

Race 4: XXXX BENCHMARK 78 Handicap - 1830m

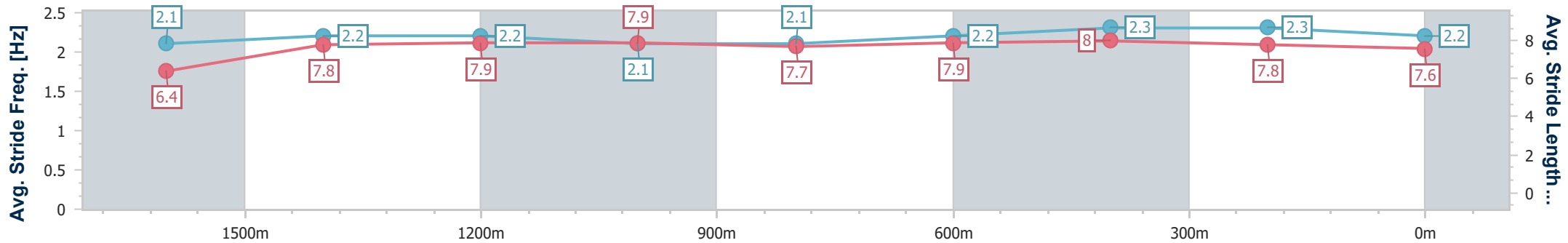
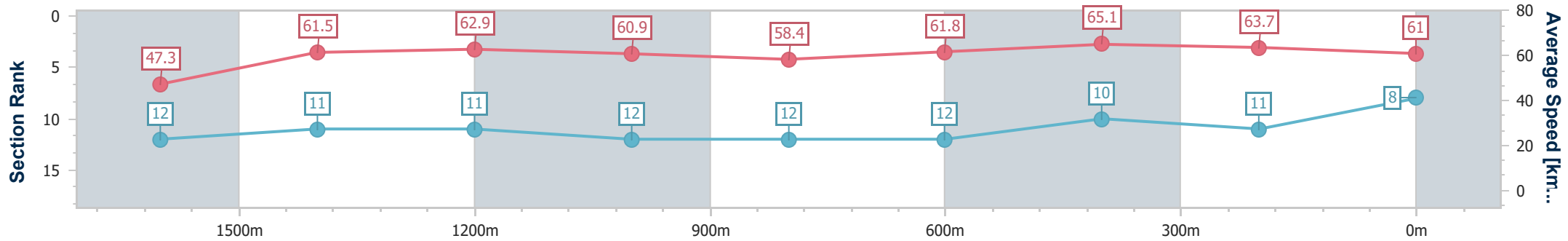
28 December 2024 - 13:59

Track Rating: Good 4, Weather: Fine, Rail Position: +6.5m 1000m-400m; +6m Remainder



BRISBANE RACING CLUB

Section	Overall	1600m	1400m	1200m	1000m	800m	600m	400m	200m
Section Times	1:51.11 [8] (0:17.75)	1:33.36 [12] (0:11.79)	1:21.57 [11] (0:11.48)	1:10.09 [11] (0:11.80)	0:58.29 [12] (0:12.33)	0:45.96 [12] (0:11.68)	0:34.28 [12] (0:11.16)	0:23.12 [10] (0:11.28)	0:11.84 [11] (0:11.84)
Average Speed [km/h]	47.3	61.5	62.9	60.9	58.4	61.8	65.1	63.7	61.0
Top Speed [km/h]	60.7	62.4	63.5	62.5	59.9	63.5	66.2	65.7	63.1
Avg. Dist. to Rail [m]	6.9	2.4	1.1	0.6	0.4	1.0	1.3	4.6	6.6
Avg. Stride Freq. [Hz]	2.1	2.2	2.2	2.1	2.1	2.2	2.3	2.3	2.2
Avg. Stride Length [m]	6.4	7.8	7.9	7.9	7.7	7.9	8.0	7.8	7.6



- [ ] Ranking at each section and finish
- .-.- No data available at this section
- NA No data available



Horse/Jockey Name	Twigman
Final Rank	9
Fastest Section Time (Section)	0:11.41 (600m)
Top Speed [km/h] (Section)	63.8 (600m)
Race State	Finished



### Eagle Farm QLD Professional

Race 4: XXXX BENCHMARK 78 Handicap - 1830m

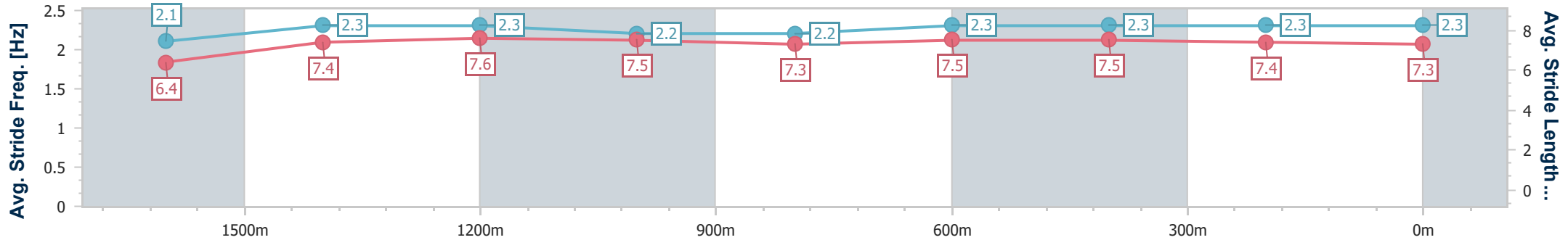
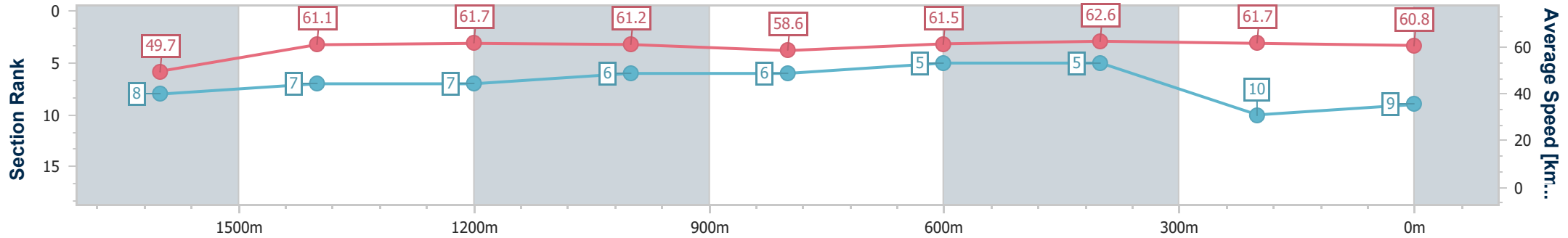
28 December 2024 - 13:59

Track Rating: Good 4, Weather: Fine, Rail Position: +6.5m 1000m-400m; +6m Remainder



BRISBANE RACING CLUB

Section	Overall	1600m	1400m	1200m	1000m	800m	600m	400m	200m
Section Times	1:51.17 [9] (0:16.76)	1:34.41 [8] (0:11.89)	1:22.52 [7] (0:11.66)	1:10.86 [7] (0:11.82)	0:59.04 [6] (0:12.35)	0:46.69 [6] (0:11.68)	0:35.01 [5] (0:11.41)	0:23.60 [5] (0:11.68)	0:11.92 [10] (0:11.92)
Average Speed [km/h]	49.7	61.1	61.7	61.2	58.6	61.5	62.6	61.7	60.8
Top Speed [km/h]	61.5	61.8	62.7	62.3	60.9	62.1	63.8	63.4	61.7
Avg. Dist. to Rail [m]	4.2	2.2	2.4	1.9	1.0	0.8	1.2	1.6	2.0
Avg. Stride Freq. [Hz]	2.1	2.3	2.3	2.2	2.2	2.3	2.3	2.3	2.3
Avg. Stride Length [m]	6.4	7.4	7.6	7.5	7.3	7.5	7.5	7.4	7.3



- [ ] Ranking at each section and finish
- .-.- No data available at this section
- NA No data available



Horse/Jockey Name	Logan Street Lion
Final Rank	10
Fastest Section Time (Section)	0:11.31 (600m)
Top Speed [km/h] (Section)	67.0 (600m)
Race State	Finished



### Eagle Farm QLD Professional

Race 4: XXXX BENCHMARK 78 Handicap - 1830m

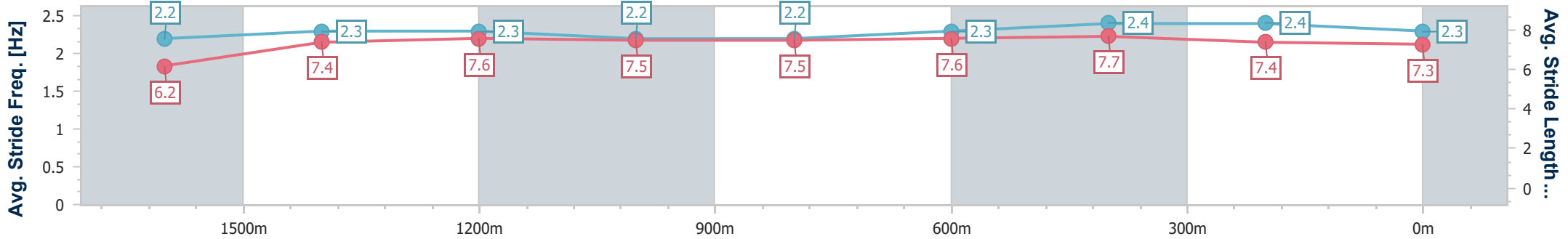
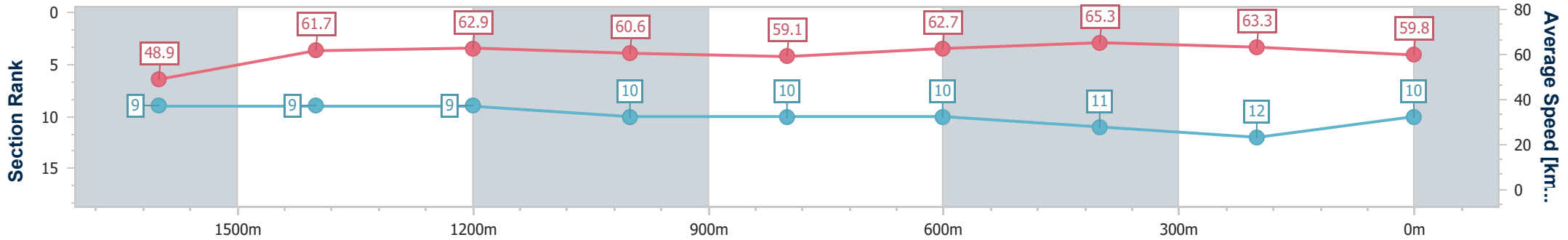
28 December 2024 - 13:59

Track Rating: Good 4, Weather: Fine, Rail Position: +6.5m 1000m-400m; +6m Remainder



BRISBANE RACING CLUB

Section	Overall	1600m	1400m	1200m	1000m	800m	600m	400m	200m
Section Times	1:51.54 [10] (0:17.33)	1:34.21 [9] (0:11.76)	1:22.45 [9] (0:11.49)	1:10.96 [9] (0:11.93)	0:59.03 [10] (0:12.43)	0:46.60 [10] (0:11.76)	0:34.84 [10] (0:11.31)	0:23.53 [11] (0:11.40)	0:12.13 [12] (0:12.13)
Average Speed [km/h]	48.9	61.7	62.9	60.6	59.1	62.7	65.3	63.3	59.8
Top Speed [km/h]	59.9	63.2	63.8	61.2	60.1	64.9	67.0	65.6	62.1
Avg. Dist. to Rail [m]	8.8	2.4	3.8	3.7	3.9	5.2	5.6	8.3	6.3
Avg. Stride Freq. [Hz]	2.2	2.3	2.3	2.2	2.2	2.3	2.4	2.4	2.3
Avg. Stride Length [m]	6.2	7.4	7.6	7.5	7.5	7.6	7.7	7.4	7.3



- [ ] Ranking at each section and finish
- .-.-.- No data available at this section
- NA No data available



Horse/Jockey Name	Applications
Final Rank	11
Fastest Section Time (Section)	0:11.46 (600m)
Top Speed [km/h] (Section)	65.1 (600m)
Race State	Finished



### Eagle Farm QLD Professional

Race 4: XXXX BENCHMARK 78 Handicap - 1830m

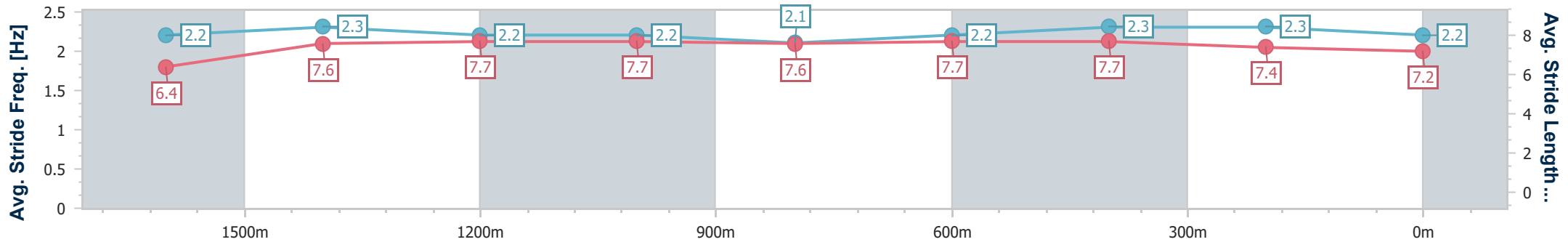
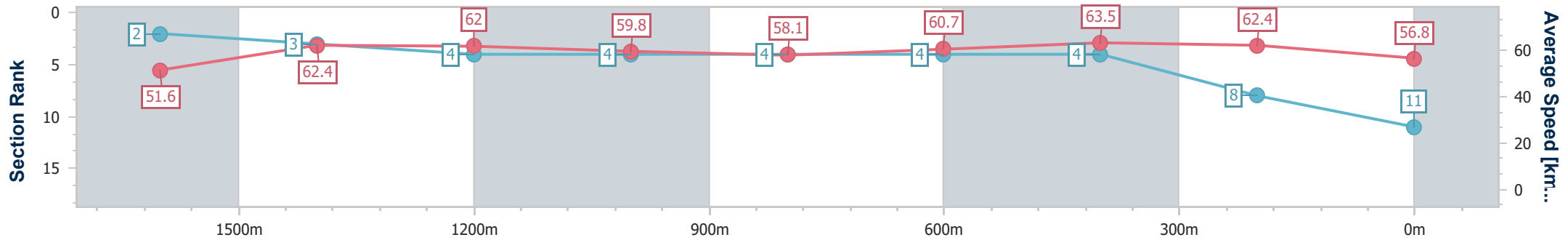
28 December 2024 - 13:59

Track Rating: Good 4, Weather: Fine, Rail Position: +6.5m 1000m-400m; +6m Remainder



BRISBANE RACING CLUB

Section	Overall	1600m	1400m	1200m	1000m	800m	600m	400m	200m
Section Times	1:51.88 [11] (0:16.18)	1:35.70 [2] (0:11.66)	1:24.04 [3] (0:11.65)	1:12.39 [4] (0:12.06)	1:00.33 [4] (0:12.55)	0:47.78 [4] (0:12.00)	0:35.78 [4] (0:11.46)	0:24.32 [4] (0:11.57)	0:12.75 [8] (0:12.75)
Average Speed [km/h]	51.6	62.4	62.0	59.8	58.1	60.7	63.5	62.4	56.8
Top Speed [km/h]	61.5	63.6	63.2	61.4	59.6	62.0	65.1	64.3	60.1
Avg. Dist. to Rail [m]	3.4	3.5	3.3	2.5	2.6	2.6	2.5	4.0	4.9
Avg. Stride Freq. [Hz]	2.2	2.3	2.2	2.2	2.1	2.2	2.3	2.3	2.2
Avg. Stride Length [m]	6.4	7.6	7.7	7.7	7.6	7.7	7.7	7.4	7.2



- [ ] Ranking at each section and finish
- .-.- No data available at this section
- NA No data available



Horse/Jockey Name	Disney Castle
Final Rank	12
Fastest Section Time (Section)	0:11.48 (600m)
Top Speed [km/h] (Section)	64.3 (1600m)
Race State	Finished



### Eagle Farm QLD Professional

Race 4: XXXX BENCHMARK 78 Handicap - 1830m

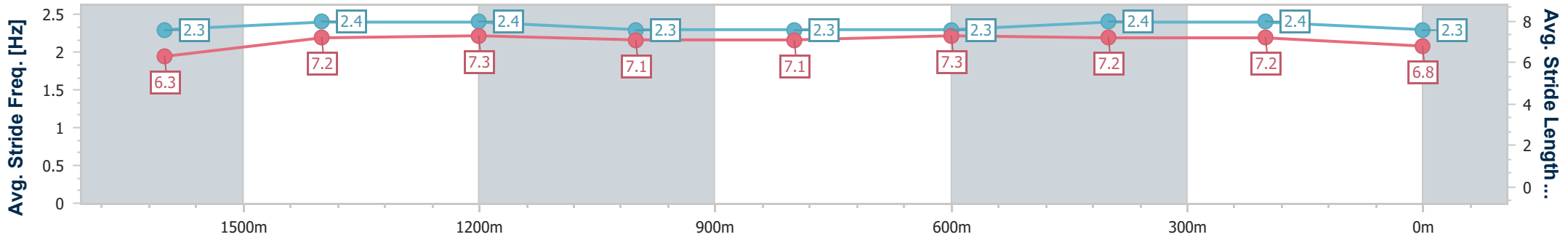
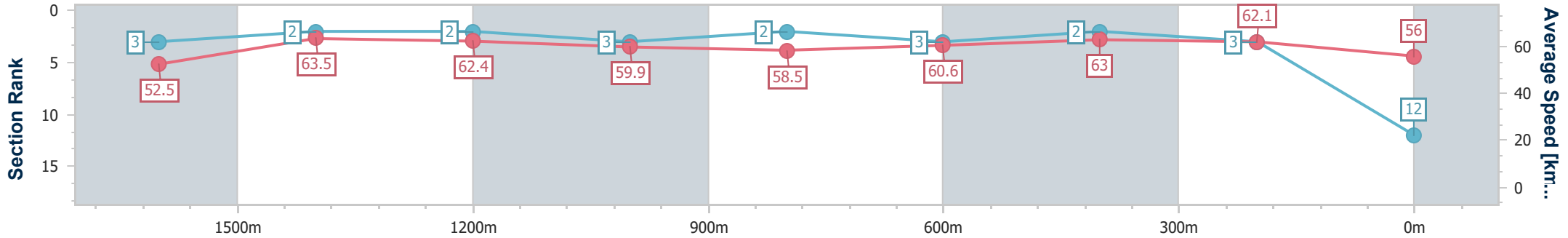
28 December 2024 - 13:59

Track Rating: Good 4, Weather: Fine, Rail Position: +6.5m 1000m-400m; +6m Remainder



BRISBANE RACING CLUB

Section	Overall	1600m	1400m	1200m	1000m	800m	600m	400m	200m
Section Times	1:51.92 [12] (0:16.20)	1:35.72 [3] (0:11.58)	1:24.14 [2] (0:11.56)	1:12.58 [2] (0:12.05)	1:00.53 [3] (0:12.46)	0:48.07 [2] (0:12.06)	0:36.01 [3] (0:11.48)	0:24.53 [2] (0:11.59)	0:12.94 [3] (0:12.94)
Average Speed [km/h]	52.5	63.5	62.4	59.9	58.5	60.6	63.0	62.1	56.0
Top Speed [km/h]	63.4	64.3	63.8	62.4	59.6	62.7	64.1	63.8	60.6
Avg. Dist. to Rail [m]	8.1	6.6	4.8	2.8	3.0	3.0	1.3	1.1	1.5
Avg. Stride Freq. [Hz]	2.3	2.4	2.4	2.3	2.3	2.3	2.4	2.4	2.3
Avg. Stride Length [m]	6.3	7.2	7.3	7.1	7.1	7.3	7.2	7.2	6.8



- [ ] Ranking at each section and finish
- .-.- No data available at this section
- NA No data available





# Eagle Farm QLD Professional

## Race 5: DOREEN BIRD BENCHMARK 78 Handicap - 1200m

28 December 2024 - 14:37



BRISBANE  
RACING CLUB

Track Rating: Good 4, Weather: Fine, Rail Position: +6.5m 1000m-400m; +6m Remainder

Section												Last 600m		
Field Times		Overall	1000m	800m	600m	400m	200m						0:34.02	
		1:09.09 (0:13.31)	0:55.78 (0:10.90)	0:44.88 (0:10.86)	0:34.02 (0:11.01)	0:23.01 (0:11.03)	0:11.98 (0:11.98)							
Rank	TAB	Horse/Jockey	Barrier	Top Speed [km/h]	Fastest Section								Margin	Distance Travelled [m]
1	4	<b>METALART</b> Michael Rodd	2	69.7 400m	0:10.63 400m	1:09.09 [1] (0:13.89)	0:55.20 [7] (0:10.83)	0:44.37 [6] (0:11.10)	0:33.27 [6] (0:10.90)	0:22.37 [6] (0:10.63)	0:11.74 [3] (0:11.74)	1:09.09	0:33.27	
2	19	<b>BOHEMIAN LAD</b> Ron Stewart	6	69.2 600m	0:10.84 600m	1:09.18 [2] (0:13.59)	0:55.59 [4] (0:10.90)	0:44.69 [4] (0:11.04)	0:33.65 [4] (0:10.84)	0:22.81 [3] (0:11.00)	0:11.81 [4] (0:11.81)	0.55L	0:33.65	-1
3	1	<b>LOST IN TRANSIT</b> Cody Collis	10	68.8 Overall	0:10.86 800m	1:09.28 [3] (0:13.31)	0:55.97 [1] (0:10.92)	0:45.05 [2] (0:10.86)	0:34.19 [2] (0:11.01)	0:23.18 [2] (0:11.01)	0:12.17 [1] (0:12.17)	1.12L	0:34.19	-4
4	6	<b>TYPHOON TAAVI</b> Kyle Wilson-Taylor	8	69.1 1000m	0:10.86 800m	1:09.45 [4] (0:13.34)	0:56.11 [2] (0:10.87)	0:45.24 [1] (0:10.86)	0:34.38 [1] (0:11.01)	0:23.37 [1] (0:11.15)	0:12.22 [2] (0:12.22)	2.15L	0:34.38	-5
5	15	<b>DIRTY DANCING</b> Jake Bayliss	3	68.6 1000m	0:10.79 400m	1:09.59 [5] (0:14.02)	0:55.57 [8] (0:10.84)	0:44.73 [7] (0:11.12)	0:33.61 [7] (0:10.94)	0:22.67 [7] (0:10.79)	0:11.88 [6] (0:11.88)	2.96L	0:33.61	-1
6	17	<b>HE'S HEAVEN</b> Samantha Collett	4	68.9 1000m	0:10.69 400m	1:09.67 [6] (0:14.36)	0:55.31 [10] (0:10.72)	0:44.59 [10] (0:11.17)	0:33.42 [10] (0:10.86)	0:22.56 [10] (0:10.69)	0:11.87 [7] (0:11.87)	3.4L	0:33.42	-1
7	16	<b>MAID TO FIT</b> Joshua Parr	1	69.4 1000m	0:10.83 600m	1:09.86 [7] (0:13.67)	0:56.19 [5] (0:10.88)	0:45.31 [5] (0:11.13)	0:34.18 [5] (0:10.83)	0:23.35 [4] (0:11.10)	0:12.25 [5] (0:12.25)	4.56L	0:34.18	+0
8	3	<b>YOSHINO</b> Emily Lang	7	67.7 1000m	0:10.95 400m	1:09.91 [8] (0:13.85)	0:56.06 [6] (0:11.02)	0:45.04 [8] (0:11.12)	0:33.92 [8] (0:10.96)	0:22.96 [9] (0:10.95)	0:12.01 [10] (0:12.01)	4.84L	0:33.92	+3
9	10	<b>BLUE SPINEL</b> Angela Jones	9	68.2 1000m	0:10.86 1000m	1:09.93 [9] (0:14.07)	0:55.86 [9] (0:10.86)	0:45.00 [9] (0:11.11)	0:33.89 [9] (0:10.88)	0:23.01 [8] (0:10.89)	0:12.12 [8] (0:12.12)	4.93L	0:33.89	-1
10	8	<b>PERVADE</b> Robbie Dolan	5	68.8 1000m	0:10.93 1000m	1:10.25 [10] (0:13.47)	0:56.78 [3] (0:10.93)	0:45.85 [3] (0:11.09)	0:34.76 [3] (0:11.17)	0:23.59 [5] (0:11.18)	0:12.41 [9] (0:12.41)	6.8L	0:34.76	-3

Scratched: Adiella (#18), Black On Beauty (#2), Hollywood North (#5), Fastconi (#7), Zelgaria (#12), Catoggio (#13), Sistine Explorer (#14), Skywolf (#9), Denied (#11)

[ ] Ranking at each section and finish  
-:-:- No data available at this section  
NA No data available

SCN Saddle cloth number  
DNF Did not finish  
DNT Did not track



Horse/Jockey Name	Metalart
Final Rank	1
Fastest Section Time (Section)	0:10.63 (400m)
Top Speed [km/h] (Section)	69.7 (400m)
Race State	Finished



### Eagle Farm QLD Professional

Race 5: DOREEN BIRD BENCHMARK 78 Handicap - 1200m

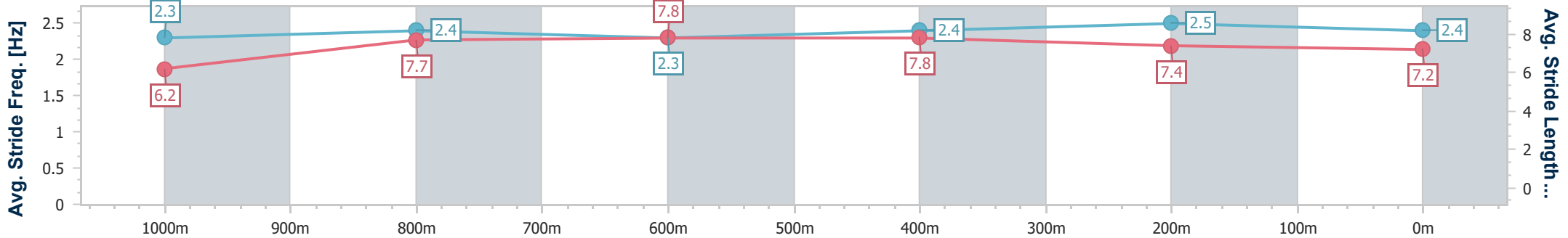
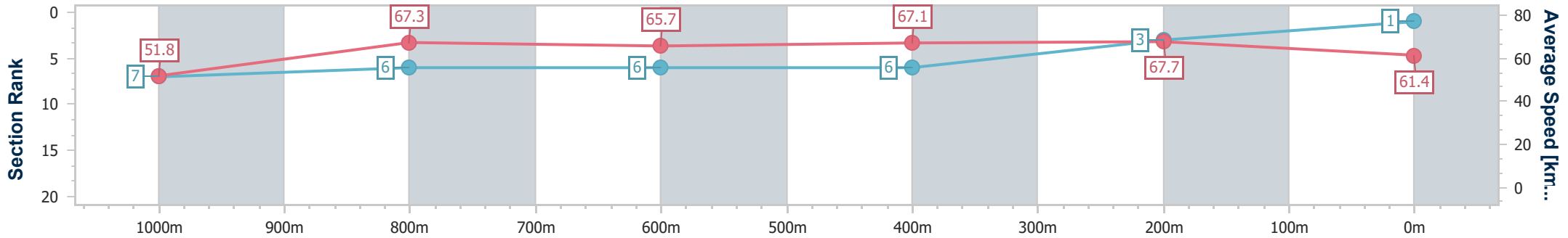
28 December 2024 - 14:37

Track Rating: Good 4, Weather: Fine, Rail Position: +6.5m 1000m-400m; +6m Remainder



BRISBANE RACING CLUB

Section	Overall	1000m	800m	600m	400m	200m
Section Times	1:09.09 [1] (0:13.89)	0:55.20 [7] (0:10.83)	0:44.37 [6] (0:11.10)	0:33.27 [6] (0:10.90)	0:22.37 [6] (0:10.63)	0:11.74 [3] (0:11.74)
Average Speed [km/h]	51.8	67.3	65.7	67.1	67.7	61.4
Top Speed [km/h]	67.3	68.0	66.9	68.6	69.7	66.8
Avg. Dist. to Rail [m]	2.3	2.4	2.7	3.5	5.9	5.3
Avg. Stride Freq. [Hz]	2.3	2.4	2.3	2.4	2.5	2.4
Avg. Stride Length [m]	6.2	7.7	7.8	7.8	7.4	7.2



- [ ] Ranking at each section and finish
- .-.- No data available at this section
- NA No data available



Horse/Jockey Name	Bohemian Lad
Final Rank	2
Fastest Section Time (Section)	0:10.84 (600m)
Top Speed [km/h] (Section)	69.2 (600m)
Race State	Finished



Eagle Farm QLD Professional

Race 5: DOREEN BIRD BENCHMARK 78 Handicap - 1200m

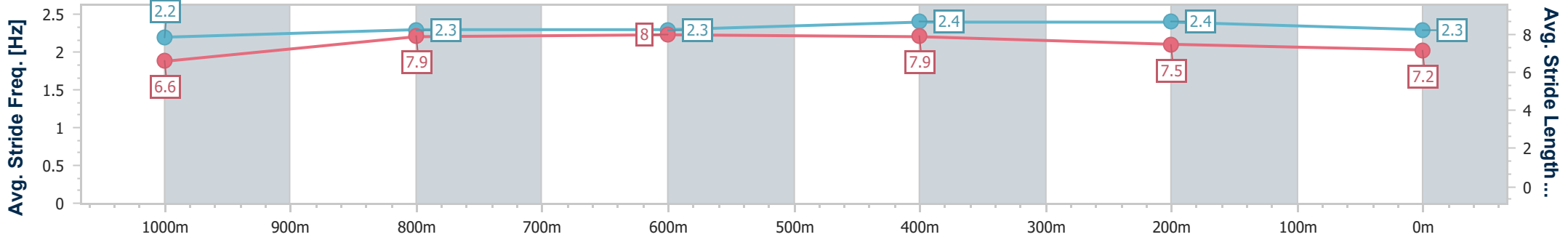
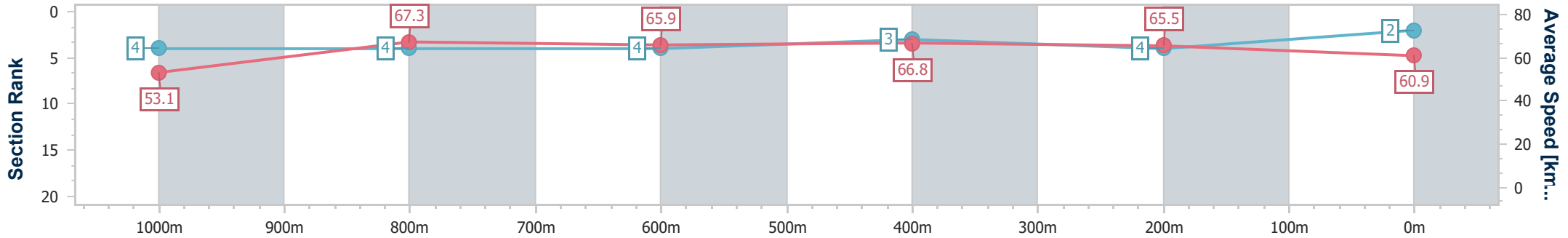
28 December 2024 - 14:37

Track Rating: Good 4, Weather: Fine, Rail Position: +6.5m 1000m-400m; +6m Remainder



BRISBANE RACING CLUB

Section	Overall	1000m	800m	600m	400m	200m
Section Times	1:09.18 [2] (0:13.59)	0:55.59 [4] (0:10.90)	0:44.69 [4] (0:11.04)	0:33.65 [4] (0:10.84)	0:22.81 [3] (0:11.00)	0:11.81 [4] (0:11.81)
Average Speed [km/h]	53.1	67.3	65.9	66.8	65.5	60.9
Top Speed [km/h]	66.3	68.9	66.7	69.2	68.9	65.0
Avg. Dist. to Rail [m]	4.9	3.4	2.2	1.3	1.8	1.1
Avg. Stride Freq. [Hz]	2.2	2.3	2.3	2.4	2.4	2.3
Avg. Stride Length [m]	6.6	7.9	8.0	7.9	7.5	7.2



- [ ] Ranking at each section and finish
- .-.- No data available at this section
- NA No data available



Horse/Jockey Name	Lost In Transit
Final Rank	3
Fastest Section Time (Section)	0:10.86 (800m)
Top Speed [km/h] (Section)	68.8 (Overall)
Race State	Finished



Eagle Farm QLD Professional

Race 5: DOREEN BIRD BENCHMARK 78 Handicap - 1200m

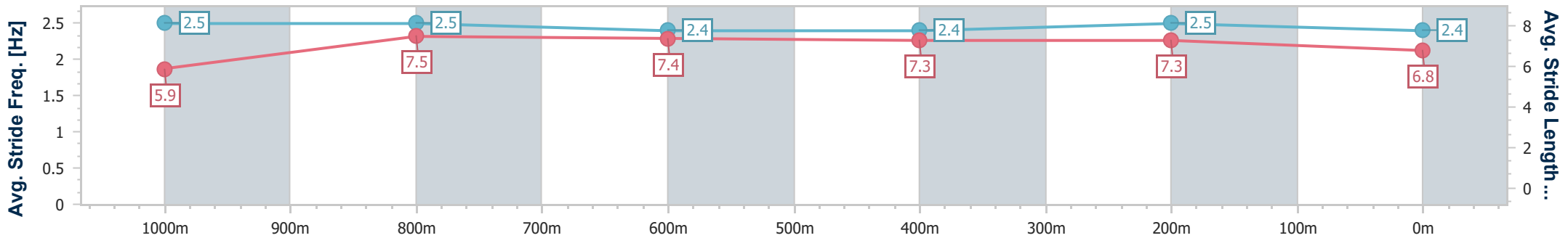
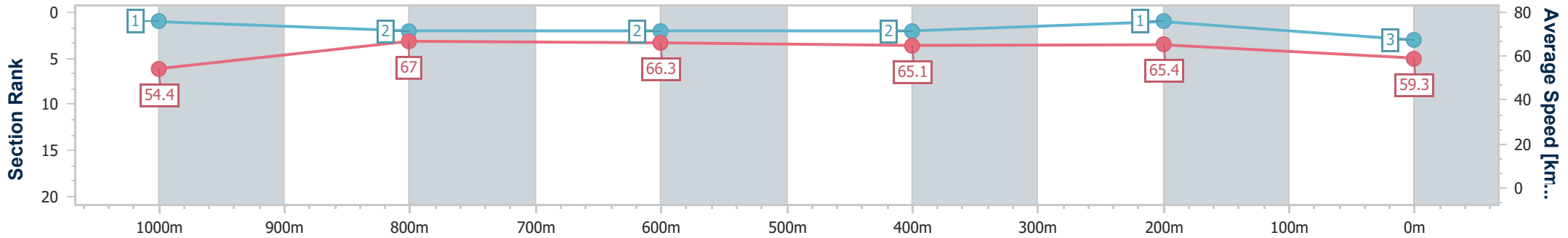
28 December 2024 - 14:37

Track Rating: Good 4, Weather: Fine, Rail Position: +6.5m 1000m-400m; +6m Remainder



BRISBANE RACING CLUB

Section	Overall	1000m	800m	600m	400m	200m
Section Times	1:09.28 [3] (0:13.31)	0:55.97 [1] (0:10.92)	0:45.05 [2] (0:10.86)	0:34.19 [2] (0:11.01)	0:23.18 [2] (0:11.01)	0:12.17 [1] (0:12.17)
Average Speed [km/h]	54.4	67.0	66.3	65.1	65.4	59.3
Top Speed [km/h]	68.8	68.7	67.0	66.7	66.8	62.8
Avg. Dist. to Rail [m]	9.1	2.7	0.4	0.6	1.8	1.8
Avg. Stride Freq. [Hz]	2.5	2.5	2.4	2.4	2.5	2.4
Avg. Stride Length [m]	5.9	7.5	7.4	7.3	7.3	6.8



- [ ] Ranking at each section and finish
- .-.- No data available at this section
- NA No data available



Horse/Jockey Name	Typhoon Taavi
Final Rank	4
Fastest Section Time (Section)	0:10.86 (800m)
Top Speed [km/h] (Section)	69.1 (1000m)
Race State	Finished



### Eagle Farm QLD Professional

Race 5: DOREEN BIRD BENCHMARK 78 Handicap - 1200m

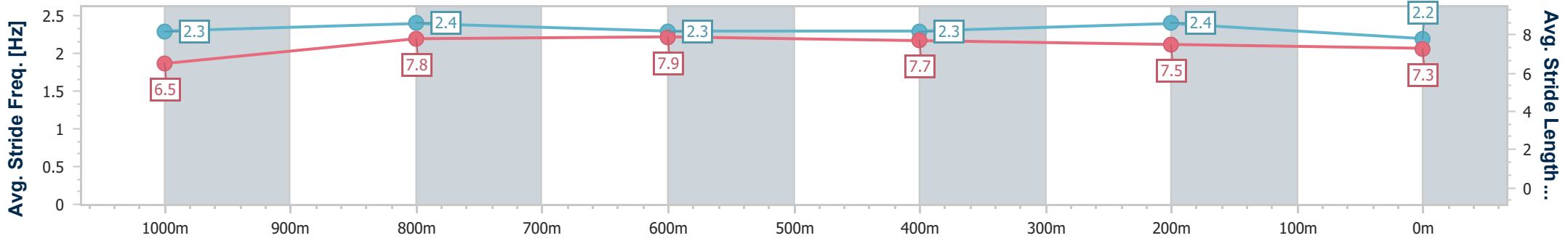
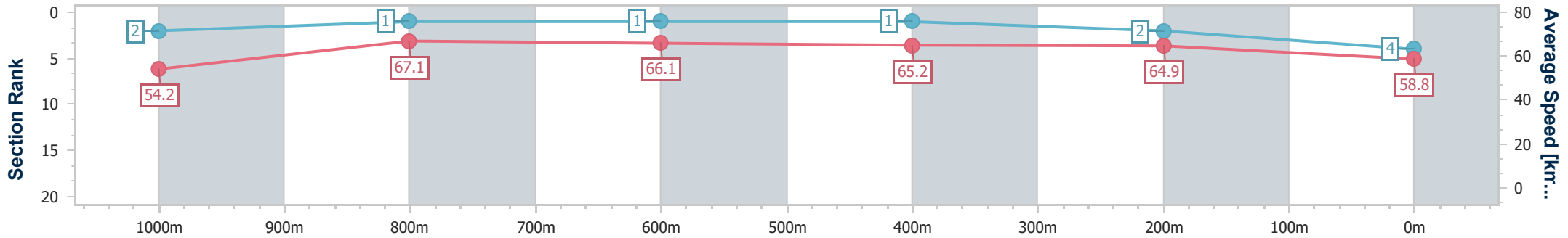
28 December 2024 - 14:37

Track Rating: Good 4, Weather: Fine, Rail Position: +6.5m 1000m-400m; +6m Remainder



BRISBANE RACING CLUB

Section	Overall	1000m	800m	600m	400m	200m
Section Times	1:09.45 [4] (0:13.34)	0:56.11 [2] (0:10.87)	0:45.24 [1] (0:10.86)	0:34.38 [1] (0:11.01)	0:23.37 [1] (0:11.15)	0:12.22 [2] (0:12.22)
Average Speed [km/h]	54.2	67.1	66.1	65.2	64.9	58.8
Top Speed [km/h]	68.9	69.1	67.9	66.0	66.0	63.0
Avg. Dist. to Rail [m]	6.8	2.3	0.5	0.3	2.7	2.7
Avg. Stride Freq. [Hz]	2.3	2.4	2.3	2.3	2.4	2.2
Avg. Stride Length [m]	6.5	7.8	7.9	7.7	7.5	7.3



- [ ] Ranking at each section and finish
- .-.- No data available at this section
- NA No data available



Horse/Jockey Name	Dirty Dancing
Final Rank	5
Fastest Section Time (Section)	0:10.79 (400m)
Top Speed [km/h] (Section)	68.6 (1000m)
Race State	Finished



Eagle Farm QLD Professional

Race 5: DOREEN BIRD BENCHMARK 78 Handicap - 1200m

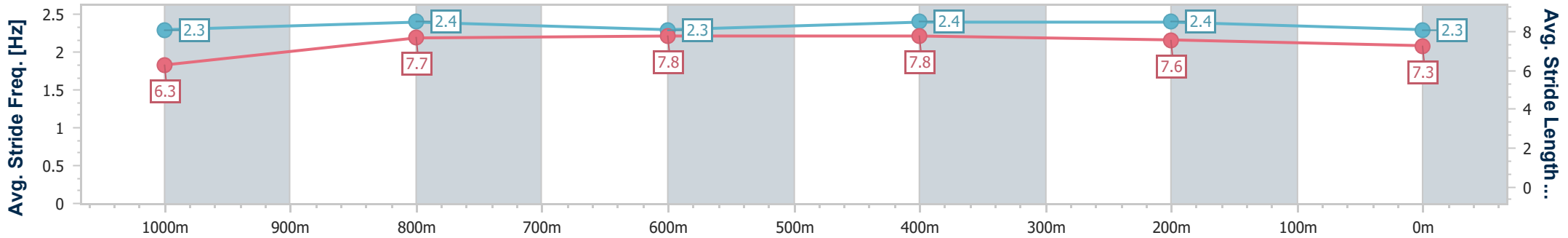
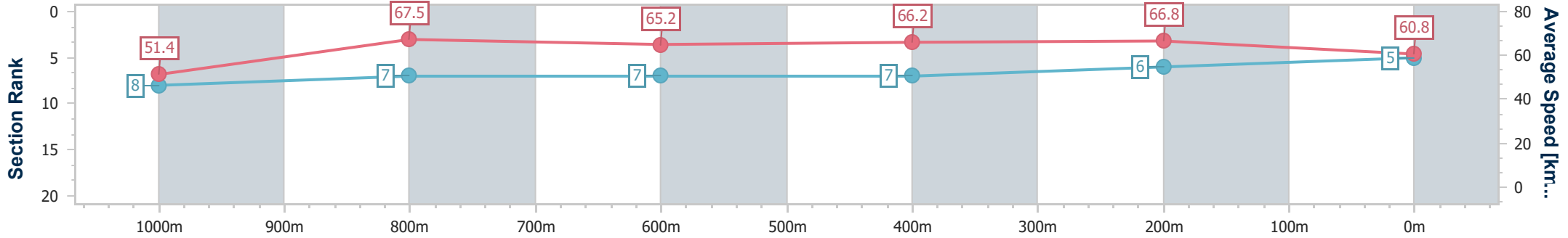
28 December 2024 - 14:37

Track Rating: Good 4, Weather: Fine, Rail Position: +6.5m 1000m-400m; +6m Remainder



BRISBANE RACING CLUB

Section	Overall	1000m	800m	600m	400m	200m
Section Times	1:09.59 [5] (0:14.02)	0:55.57 [8] (0:10.84)	0:44.73 [7] (0:11.12)	0:33.61 [7] (0:10.94)	0:22.67 [7] (0:10.79)	0:11.88 [6] (0:11.88)
Average Speed [km/h]	51.4	67.5	65.2	66.2	66.8	60.8
Top Speed [km/h]	66.6	68.6	66.3	67.0	68.4	63.8
Avg. Dist. to Rail [m]	3.0	2.6	2.1	1.2	2.3	0.9
Avg. Stride Freq. [Hz]	2.3	2.4	2.3	2.4	2.4	2.3
Avg. Stride Length [m]	6.3	7.7	7.8	7.8	7.6	7.3



- [ ] Ranking at each section and finish
- .-.- No data available at this section
- NA No data available



Horse/Jockey Name	He's Heaven
Final Rank	6
Fastest Section Time (Section)	0:10.69 (400m)
Top Speed [km/h] (Section)	68.9 (1000m)
Race State	Finished



### Eagle Farm QLD Professional

Race 5: DOREEN BIRD BENCHMARK 78 Handicap - 1200m

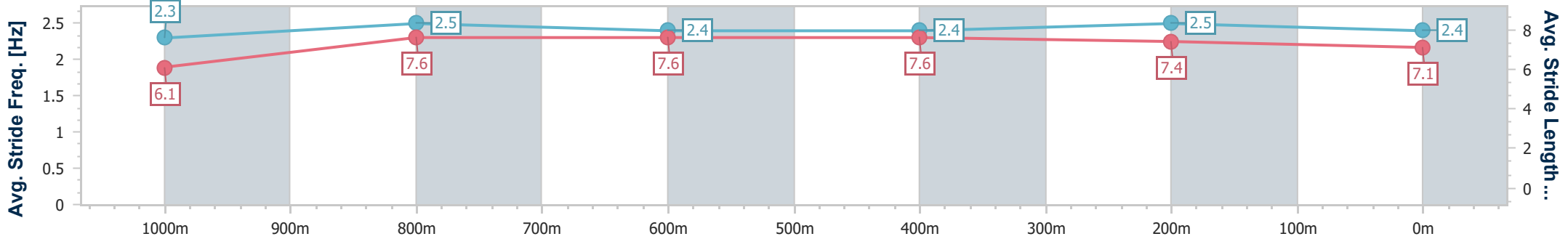
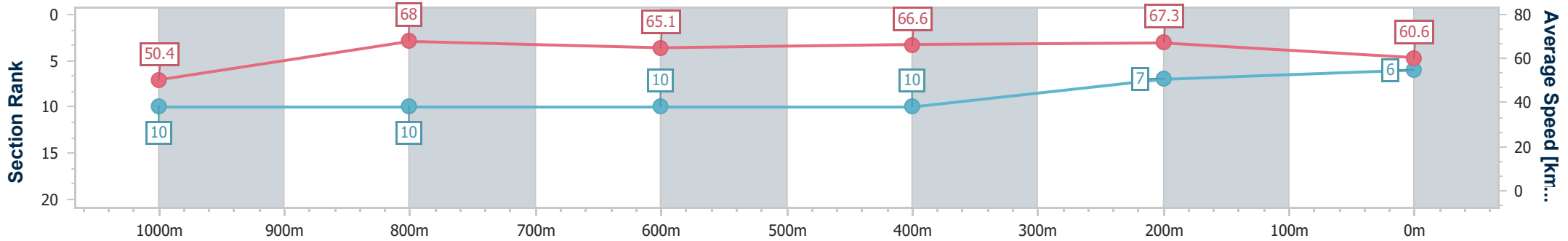
28 December 2024 - 14:37

Track Rating: Good 4, Weather: Fine, Rail Position: +6.5m 1000m-400m; +6m Remainder



BRISBANE RACING CLUB

Section	Overall	1000m	800m	600m	400m	200m
Section Times	1:09.67 [6] (0:14.36)	0:55.31 [10] (0:10.72)	0:44.59 [10] (0:11.17)	0:33.42 [10] (0:10.86)	0:22.56 [10] (0:10.69)	0:11.87 [7] (0:11.87)
Average Speed [km/h]	50.4	68.0	65.1	66.6	67.3	60.6
Top Speed [km/h]	67.1	68.9	66.4	67.9	68.3	63.8
Avg. Dist. to Rail [m]	3.1	2.7	2.2	0.8	0.7	0.5
Avg. Stride Freq. [Hz]	2.3	2.5	2.4	2.4	2.5	2.4
Avg. Stride Length [m]	6.1	7.6	7.6	7.6	7.4	7.1



- [ ] Ranking at each section and finish
- .-.- No data available at this section
- NA No data available



Horse/Jockey Name	Maid To Fit
Final Rank	7
Fastest Section Time (Section)	0:10.83 (600m)
Top Speed [km/h] (Section)	69.4 (1000m)
Race State	Finished



### Eagle Farm QLD Professional

Race 5: DOREEN BIRD BENCHMARK 78 Handicap - 1200m

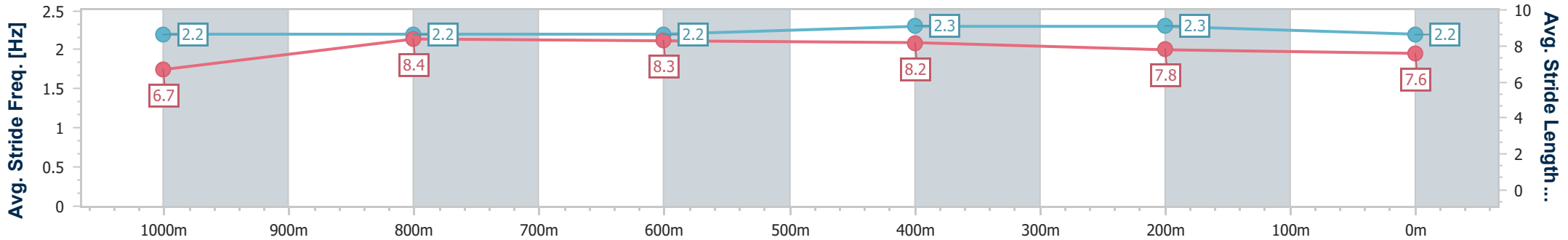
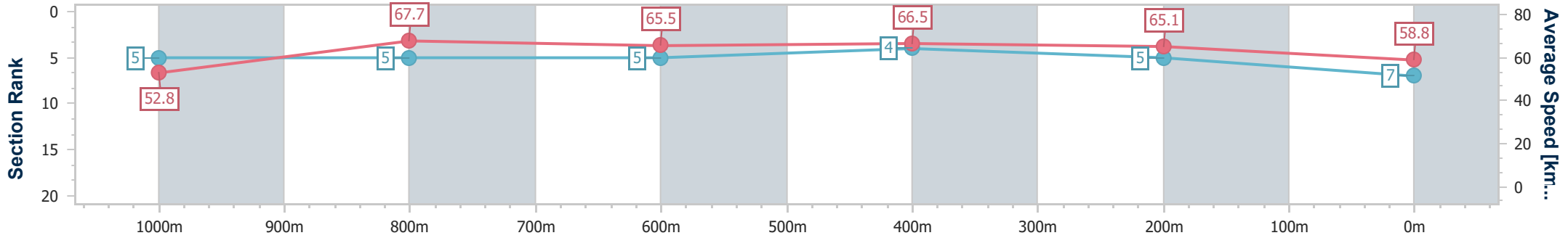
28 December 2024 - 14:37

Track Rating: Good 4, Weather: Fine, Rail Position: +6.5m 1000m-400m; +6m Remainder



BRISBANE RACING CLUB

Section	Overall	1000m	800m	600m	400m	200m
Section Times	1:09.86 [7] (0:13.67)	0:56.19 [5] (0:10.88)	0:45.31 [5] (0:11.13)	0:34.18 [5] (0:10.83)	0:23.35 [4] (0:11.10)	0:12.25 [5] (0:12.25)
Average Speed [km/h]	52.8	67.7	65.5	66.5	65.1	58.8
Top Speed [km/h]	67.8	69.4	65.8	68.0	67.4	62.7
Avg. Dist. to Rail [m]	1.8	3.9	3.1	1.1	1.6	2.1
Avg. Stride Freq. [Hz]	2.2	2.2	2.2	2.3	2.3	2.2
Avg. Stride Length [m]	6.7	8.4	8.3	8.2	7.8	7.6



- [ ] Ranking at each section and finish
- .-.- No data available at this section
- NA No data available





Horse/Jockey Name	Yoshino
Final Rank	8
Fastest Section Time (Section)	0:10.95 (400m)
Top Speed [km/h] (Section)	67.7 (1000m)
Race State	Finished



Eagle Farm QLD Professional

Race 5: DOREEN BIRD BENCHMARK 78 Handicap - 1200m

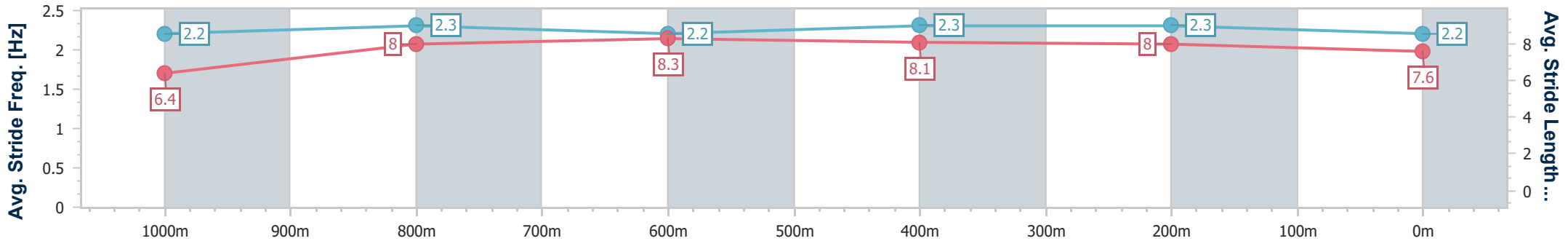
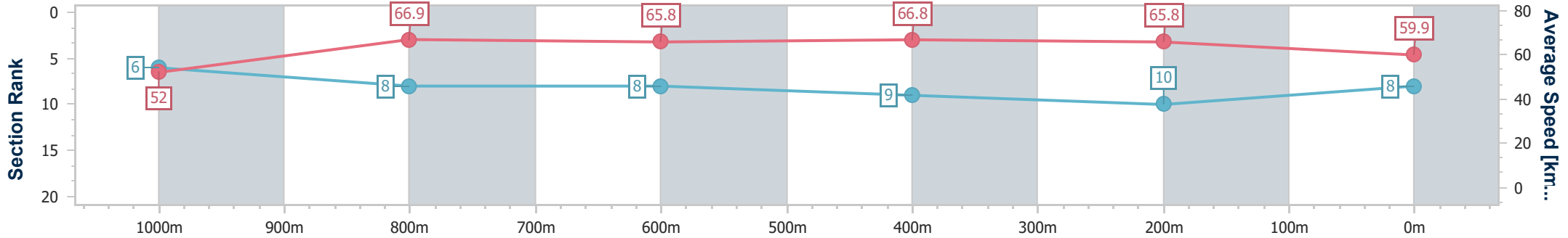
28 December 2024 - 14:37

Track Rating: Good 4, Weather: Fine, Rail Position: +6.5m 1000m-400m; +6m Remainder



BRISBANE RACING CLUB

Section	Overall	1000m	800m	600m	400m	200m
Section Times	1:09.91 [8] (0:13.85)	0:56.06 [6] (0:11.02)	0:45.04 [8] (0:11.12)	0:33.92 [8] (0:10.96)	0:22.96 [9] (0:10.95)	0:12.01 [10] (0:12.01)
Average Speed [km/h]	52.0	66.9	65.8	66.8	65.8	59.9
Top Speed [km/h]	66.0	67.7	66.8	67.2	67.0	64.2
Avg. Dist. to Rail [m]	5.6	4.0	4.1	3.2	5.0	5.6
Avg. Stride Freq. [Hz]	2.2	2.3	2.2	2.3	2.3	2.2
Avg. Stride Length [m]	6.4	8.0	8.3	8.1	8.0	7.6



- [ ] Ranking at each section and finish
- .-.- No data available at this section
- NA No data available



Horse/Jockey Name	Blue Spinel
Final Rank	9
Fastest Section Time (Section)	0:10.86 (1000m)
Top Speed [km/h] (Section)	68.2 (1000m)
Race State	Finished



Eagle Farm QLD Professional

Race 5: DOREEN BIRD BENCHMARK 78 Handicap - 1200m

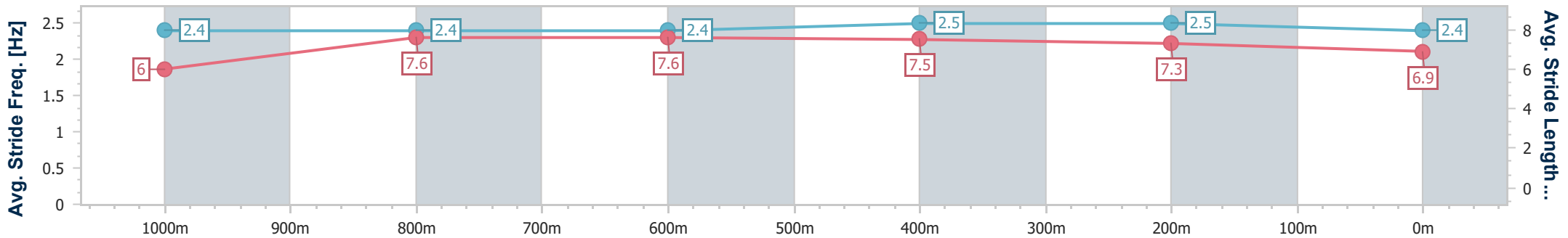
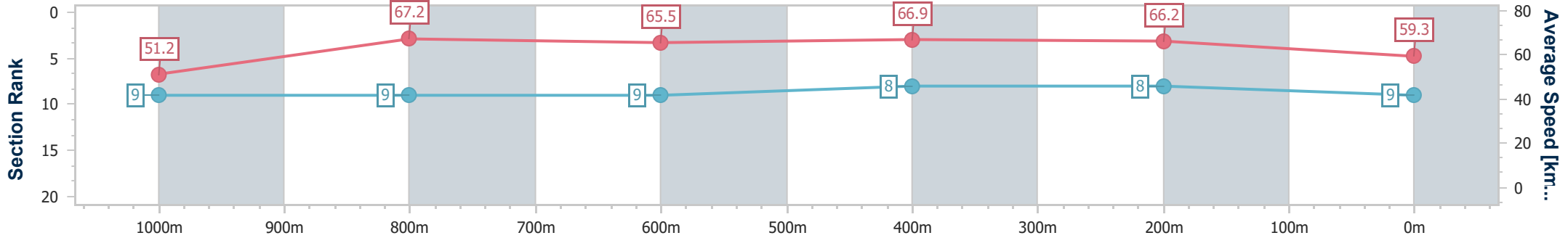
28 December 2024 - 14:37

Track Rating: Good 4, Weather: Fine, Rail Position: +6.5m 1000m-400m; +6m Remainder



BRISBANE RACING CLUB

Section	Overall	1000m	800m	600m	400m	200m
Section Times	1:09.93 [9] (0:14.07)	0:55.86 [9] (0:10.86)	0:45.00 [9] (0:11.11)	0:33.89 [9] (0:10.88)	0:23.01 [8] (0:10.89)	0:12.12 [8] (0:12.12)
Average Speed [km/h]	51.2	67.2	65.5	66.9	66.2	59.3
Top Speed [km/h]	66.2	68.2	66.7	68.1	67.4	63.7
Avg. Dist. to Rail [m]	6.8	2.8	2.3	2.2	3.9	5.1
Avg. Stride Freq. [Hz]	2.4	2.4	2.4	2.5	2.5	2.4
Avg. Stride Length [m]	6.0	7.6	7.6	7.5	7.3	6.9



- [ ] Ranking at each section and finish
- .-.- No data available at this section
- NA No data available



Horse/Jockey Name	Pervade
Final Rank	10
Fastest Section Time (Section)	0:10.93 (1000m)
Top Speed [km/h] (Section)	68.8 (1000m)
Race State	Finished



Eagle Farm QLD Professional

Race 5: DOREEN BIRD BENCHMARK 78 Handicap - 1200m

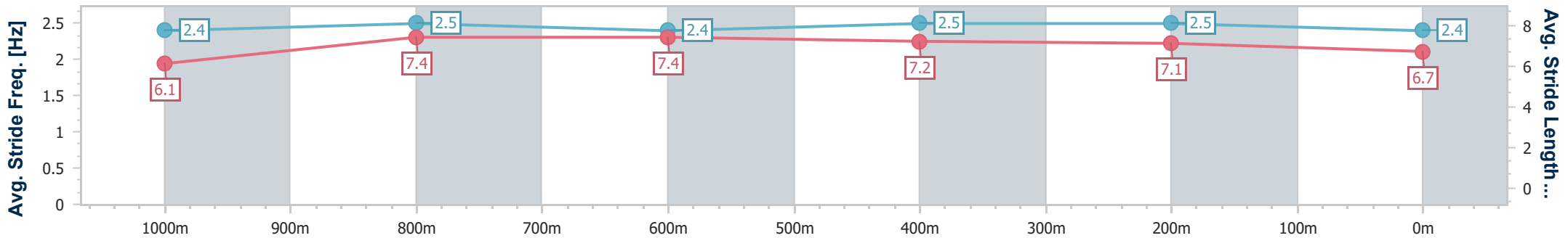
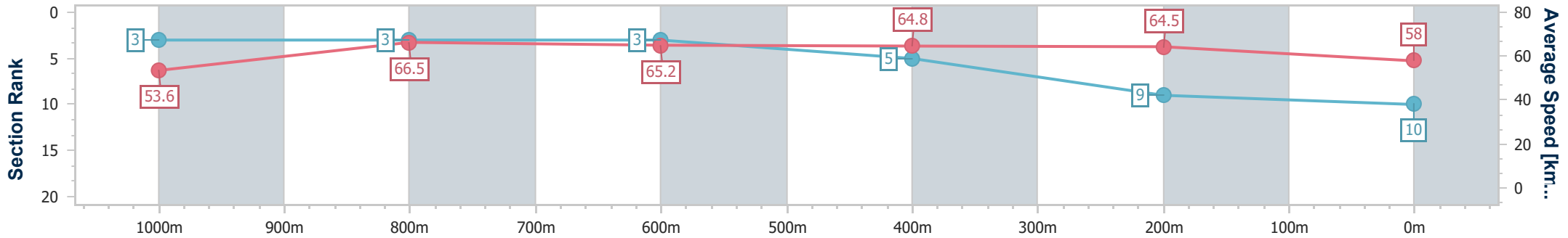
28 December 2024 - 14:37

Track Rating: Good 4, Weather: Fine, Rail Position: +6.5m 1000m-400m; +6m Remainder



BRISBANE RACING CLUB

Section	Overall	1000m	800m	600m	400m	200m
Section Times	1:10.25 [10] (0:13.47)	0:56.78 [3] (0:10.93)	0:45.85 [3] (0:11.09)	0:34.76 [3] (0:11.17)	0:23.59 [5] (0:11.18)	0:12.41 [9] (0:12.41)
Average Speed [km/h]	53.6	66.5	65.2	64.8	64.5	58.0
Top Speed [km/h]	68.0	68.8	66.8	65.9	66.5	62.1
Avg. Dist. to Rail [m]	3.0	1.7	1.6	1.2	1.3	2.9
Avg. Stride Freq. [Hz]	2.4	2.5	2.4	2.5	2.5	2.4
Avg. Stride Length [m]	6.1	7.4	7.4	7.2	7.1	6.7



- [ ] Ranking at each section and finish
- .-.- No data available at this section
- NA No data available



# Eagle Farm QLD Professional

## Race 6: MAGIC MILLIONS NUDGEES STAKES - 1200m

28 December 2024 - 15:13



BRISBANE  
RACING CLUB

Track Rating: Good 4, Weather: Fine, Rail Position: +6.5m 1000m-400m; +6m Remainder

Section		Overall	1000m	800m	600m	400m	200m	Last 600m					
Field Times		1:09.23 (0:13.14)	0:56.09 (0:10.75)	0:45.34 (0:10.90)	0:34.44 (0:11.37)	0:23.07 (0:11.17)	0:11.90 (0:11.90)	0:34.44					
Rank	TAB Horse/Jockey	Barrier	Top Speed [km/h]	Fastest Section						Margin	Distance Travelled [m]		
1	3 BUBBA'S BAY Andrew Mallyon	10	70.2 1000m	0:10.70 1000m	1:09.23 [1] (0:13.28)	0:55.95 [2] (0:10.70)	0:45.25 [2] (0:10.91)	0:34.34 [2] (0:11.37)	0:22.97 [2] (0:11.13)	0:11.84 [2] (0:11.84)	1:09.23	0:34.34	
2	7 MIDNIGHT IN TOKYO Jag Guthmann-Chester	11	69.0 800m	0:10.71 400m	1:09.29 [2] (0:13.90)	0:55.39 [12] (0:10.83)	0:44.56 [12] (0:10.97)	0:33.59 [12] (0:11.06)	0:22.53 [11] (0:10.71)	0:11.82 [3] (0:11.82)	0.37L	0:33.59	+1
3	6 SHALAA'S MOMENT Nikita Beriman	5	69.0 1000m	0:10.84 1000m	1:09.30 [3] (0:13.41)	0:55.89 [5] (0:10.84)	0:45.05 [6] (0:11.04)	0:34.01 [5] (0:11.27)	0:22.74 [6] (0:11.06)	0:11.68 [7] (0:11.68)	0.4L	0:34.01	-2
4	10 BLACK ON BEAUTY Angela Jones	2	69.6 Overall	0:10.75 1000m	1:09.36 [4] (0:13.14)	0:56.22 [1] (0:10.75)	0:45.47 [1] (0:10.90)	0:34.57 [1] (0:11.37)	0:23.20 [1] (0:11.17)	0:12.03 [1] (0:12.03)	0.76L	0:34.57	-5
5	14 ANAHITA Bailey Wheeler	12	68.8 800m	0:10.85 1000m	1:09.40 [5] (0:14.09)	0:55.31 [14] (0:10.85)	0:44.46 [14] (0:10.88)	0:33.58 [14] (0:11.10)	0:22.48 [14] (0:10.85)	0:11.63 [13] (0:11.63)	0.98L	0:33.58	+0
6	2 ABOUNDING Martin Harley	15	71.5 1000m	0:10.70 1000m	1:09.41 [6] (0:13.67)	0:55.74 [10] (0:10.70)	0:45.04 [7] (0:11.09)	0:33.95 [8] (0:11.36)	0:22.59 [13] (0:10.87)	0:11.72 [8] (0:11.72)	1.03L	0:33.95	+6
7	9 CIGAR FLICK Chad Schofield	1	69.6 1000m	0:10.79 1000m	1:09.42 [7] (0:13.63)	0:55.79 [8] (0:10.79)	0:45.00 [8] (0:10.98)	0:34.02 [7] (0:11.33)	0:22.69 [8] (0:11.02)	0:11.67 [12] (0:11.67)	1.12L	0:34.02	-3
8	5 KIN Vlad Duric	14	69.0 800m	0:10.82 800m	1:09.47 [8] (0:14.04)	0:55.43 [13] (0:10.87)	0:44.56 [13] (0:10.82)	0:33.74 [13] (0:10.89)	0:22.85 [7] (0:10.93)	0:11.92 [6] (0:11.92)	1.41L	0:33.74	+0
9	4 DANNY'S ST DARCI Ryan Maloney	9	69.6 1000m	0:10.78 1000m	1:09.51 [9] (0:13.42)	0:56.09 [6] (0:10.78)	0:45.31 [4] (0:11.09)	0:34.22 [6] (0:11.18)	0:23.04 [3] (0:11.05)	0:11.99 [4] (0:11.99)	1.62L	0:34.22	-1
10	1 REVOLUTIONARY MISS Jason Collett	7	69.3 Overall	0:10.87 1000m	1:09.56 [10] (0:13.34)	0:56.22 [3] (0:10.87)	0:45.35 [5] (0:11.00)	0:34.35 [4] (0:11.31)	0:23.04 [5] (0:11.00)	0:12.04 [5] (0:12.04)	1.92L	0:34.35	-2

Scratched: La Soeur (#18), Typhoon Taavi (#13), Dirty Dancing (#15)

[ ] Ranking at each section and finish  
 -:-:- No data available at this section  
 NA No data available

SCN Saddle cloth number  
 DNF Did not finish  
 DNT Did not track



# Eagle Farm QLD Professional

## Race 6: MAGIC MILLIONS NUDGEES STAKES - 1200m

28 December 2024 - 15:13



BRISBANE  
RACING CLUB

Track Rating: Good 4, Weather: Fine, Rail Position: +6.5m 1000m-400m; +6m Remainder

Section		Overall	1000m	800m	600m	400m	200m	Last 600m					
Field Times		1:09.23 (0:13.14)	0:56.09 (0:10.75)	0:45.34 (0:10.90)	0:34.44 (0:11.37)	0:23.07 (0:11.17)	0:11.90 (0:11.90)	0:34.44					
Rank	TAB Horse/Jockey	Barrier	Top Speed [km/h]	Fastest Section	Margin							Distance Travelled [m]	
11	11 MAHBABY Mark Du Plessis	13	68.8 800m	0:10.76 800m	1:09.58 [11] (0:14.22)	0:55.36 [15] (0:10.95)	0:44.41 [15] (0:10.76)	0:33.65 [15] (0:11.14)	0:22.51 [15] (0:10.83)	0:11.68 [15] (0:11.68)	2.05L	0:33.65	-1
12	16 ADIELLA Justin Stanley	6	69.5 Overall	0:10.77 1000m	1:09.61 [12] (0:13.39)	0:56.22 [4] (0:10.77)	0:45.45 [3] (0:11.00)	0:34.45 [3] (0:11.35)	0:23.10 [4] (0:11.20)	0:11.90 [10] (0:11.90)	2.2L	0:34.45	-5
13	17 RED DEFCON Madeleine Wishart	8	69.6 800m	0:10.78 1000m	1:09.64 [13] (0:13.82)	0:55.82 [11] (0:10.78)	0:45.04 [11] (0:10.92)	0:34.12 [11] (0:11.27)	0:22.85 [12] (0:11.05)	0:11.80 [14] (0:11.80)	2.39L	0:34.12	-3
14	12 COUNTYOURBLESSINGS Joshua Parr	4	69.7 1000m	0:10.83 1000m	1:09.69 [14] (0:13.62)	0:56.07 [7] (0:10.83)	0:45.24 [9] (0:11.06)	0:34.18 [10] (0:11.24)	0:22.94 [10] (0:10.99)	0:11.95 [11] (0:11.95)	2.71L	0:34.18	+2
15	8 APPIN GIRL Damien Thornton	3	68.7 800m	0:10.89 1000m	1:09.73 [15] (0:13.66)	0:56.07 [9] (0:10.89)	0:45.18 [10] (0:10.95)	0:34.23 [9] (0:11.24)	0:22.99 [9] (0:10.96)	0:12.03 [9] (0:12.03)	2.94L	0:34.23	-2

Scratched: La Soeur (#18), Typhoon Taavi (#13), Dirty Dancing (#15)

[ ] Ranking at each section and finish  
 -:-:- No data available at this section  
 NA No data available

SCN Saddle cloth number  
 DNF Did not finish  
 DNT Did not track



Horse/Jockey Name	Bubba's Bay
Final Rank	1
Fastest Section Time (Section)	0:10.70 (1000m)
Top Speed [km/h] (Section)	70.2 (1000m)
Race State	Finished



Eagle Farm QLD Professional

Race 6: MAGIC MILLIONS NUDGEES STAKES - 1200m

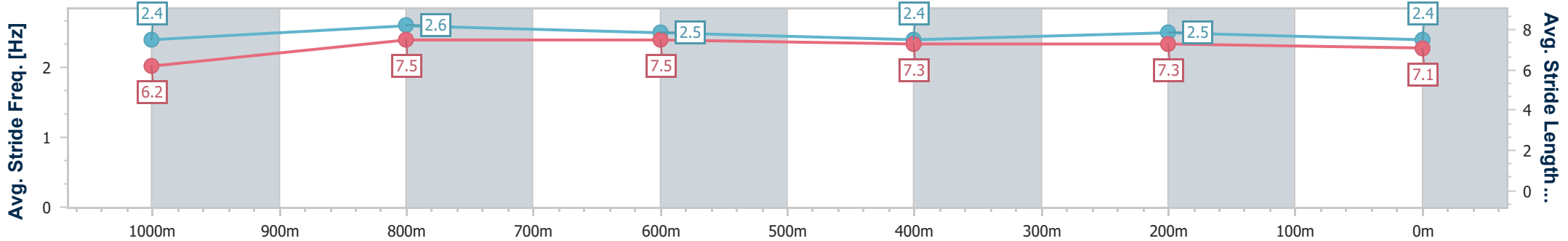
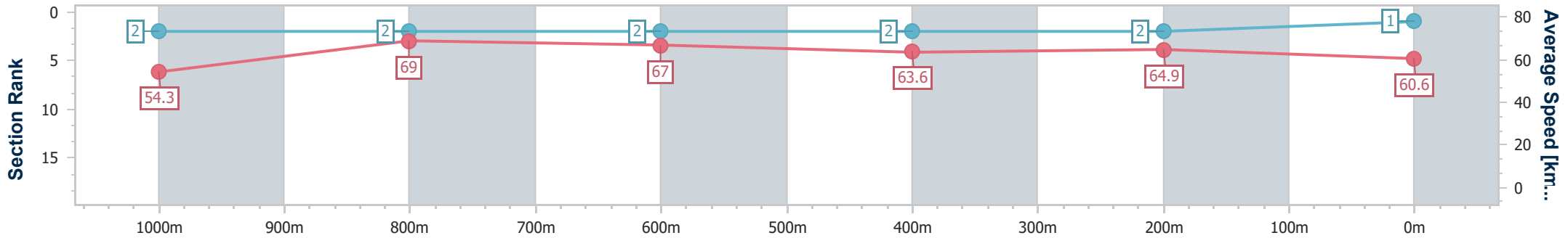
28 December 2024 - 15:13

Track Rating: Good 4, Weather: Fine, Rail Position: +6.5m 1000m-400m; +6m Remainder



BRISBANE RACING CLUB

Section	Overall	1000m	800m	600m	400m	200m
Section Times	1:09.23 [1] (0:13.28)	0:55.95 [2] (0:10.70)	0:45.25 [2] (0:10.91)	0:34.34 [2] (0:11.37)	0:22.97 [2] (0:11.13)	0:11.84 [2] (0:11.84)
Average Speed [km/h]	54.3	69.0	67.0	63.6	64.9	60.6
Top Speed [km/h]	67.8	70.2	68.4	65.5	65.3	64.2
Avg. Dist. to Rail [m]	8.7	5.1	2.8	1.2	2.0	1.2
Avg. Stride Freq. [Hz]	2.4	2.6	2.5	2.4	2.5	2.4
Avg. Stride Length [m]	6.2	7.5	7.5	7.3	7.3	7.1



- [ ] Ranking at each section and finish
- .-.- No data available at this section
- NA No data available



Horse/Jockey Name	Midnight In Tokyo
Final Rank	2
Fastest Section Time (Section)	0:10.71 (400m)
Top Speed [km/h] (Section)	69.0 (800m)
Race State	Finished



### Eagle Farm QLD Professional

Race 6: MAGIC MILLIONS NUDGEES STAKES - 1200m

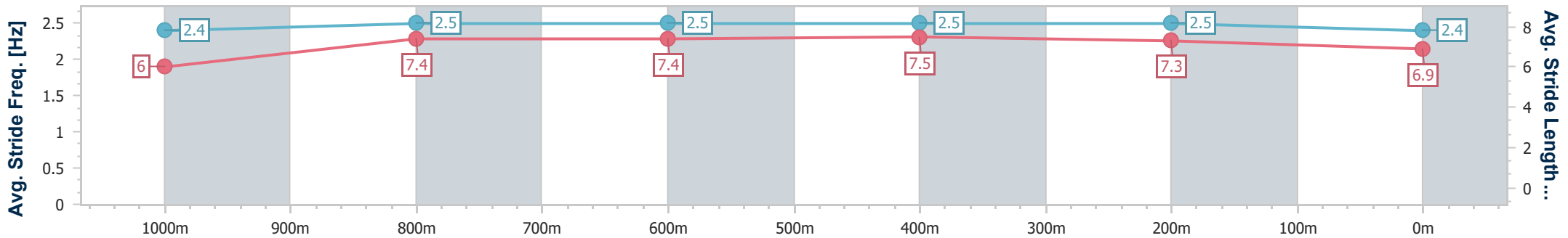
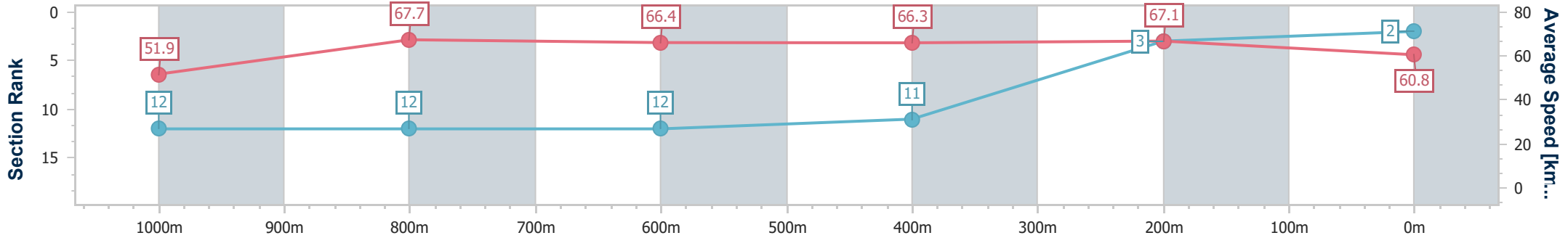
28 December 2024 - 15:13

Track Rating: Good 4, Weather: Fine, Rail Position: +6.5m 1000m-400m; +6m Remainder



BRISBANE RACING CLUB

Section	Overall	1000m	800m	600m	400m	200m
Section Times	1:09.29 [2] (0:13.90)	0:55.39 [12] (0:10.83)	0:44.56 [12] (0:10.97)	0:33.59 [12] (0:11.06)	0:22.53 [11] (0:10.71)	0:11.82 [3] (0:11.82)
Average Speed [km/h]	51.9	67.7	66.4	66.3	67.1	60.8
Top Speed [km/h]	67.8	69.0	69.0	67.4	68.1	65.6
Avg. Dist. to Rail [m]	8.3	3.3	3.2	3.5	6.5	6.2
Avg. Stride Freq. [Hz]	2.4	2.5	2.5	2.5	2.5	2.4
Avg. Stride Length [m]	6.0	7.4	7.4	7.5	7.3	6.9



- [ ] Ranking at each section and finish
- .-.- No data available at this section
- NA No data available



Horse/Jockey Name	Shalaa's Moment
Final Rank	3
Fastest Section Time (Section)	0:10.84 (1000m)
Top Speed [km/h] (Section)	69.0 (1000m)
Race State	Finished



### Eagle Farm QLD Professional

Race 6: MAGIC MILLIONS NUDGEES STAKES - 1200m

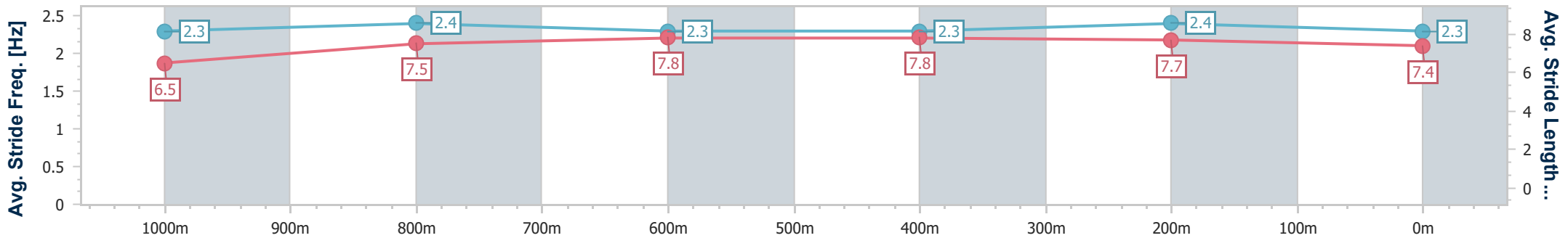
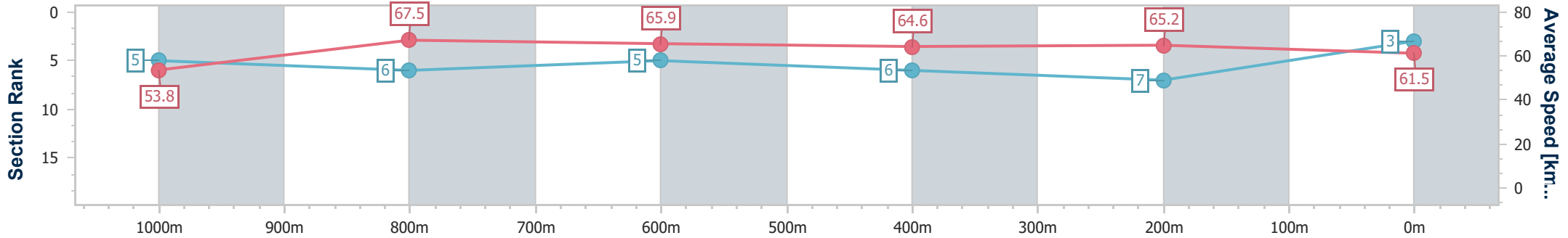
28 December 2024 - 15:13

Track Rating: Good 4, Weather: Fine, Rail Position: +6.5m 1000m-400m; +6m Remainder



BRISBANE RACING CLUB

Section	Overall	1000m	800m	600m	400m	200m
Section Times	1:09.30 [3] (0:13.41)	0:55.89 [5] (0:10.84)	0:45.05 [6] (0:11.04)	0:34.01 [5] (0:11.27)	0:22.74 [6] (0:11.06)	0:11.68 [7] (0:11.68)
Average Speed [km/h]	53.8	67.5	65.9	64.6	65.2	61.5
Top Speed [km/h]	68.8	69.0	68.8	65.8	65.9	64.1
Avg. Dist. to Rail [m]	4.4	3.1	2.5	1.7	2.2	2.1
Avg. Stride Freq. [Hz]	2.3	2.4	2.3	2.3	2.4	2.3
Avg. Stride Length [m]	6.5	7.5	7.8	7.8	7.7	7.4



- [ ] Ranking at each section and finish
- .-.- No data available at this section
- NA No data available





Horse/Jockey Name	Black On Beauty
Final Rank	4
Fastest Section Time (Section)	0:10.75 (1000m)
Top Speed [km/h] (Section)	69.6 (Overall)
Race State	Finished



Eagle Farm QLD Professional

Race 6: MAGIC MILLIONS NUDGEES STAKES - 1200m

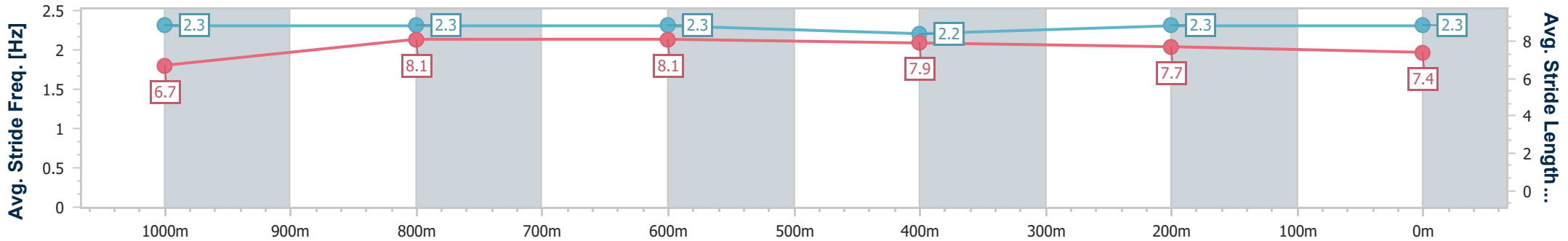
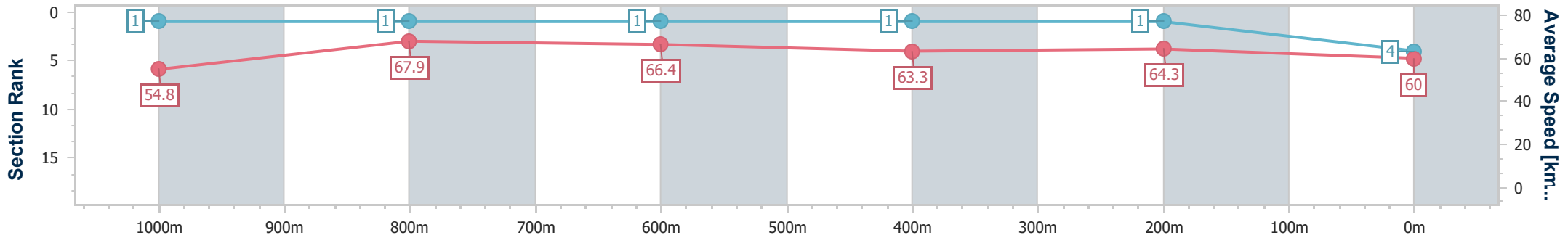
28 December 2024 - 15:13

Track Rating: Good 4, Weather: Fine, Rail Position: +6.5m 1000m-400m; +6m Remainder



BRISBANE RACING CLUB

Section	Overall	1000m	800m	600m	400m	200m
Section Times	1:09.36 [4] (0:13.14)	0:56.22 [1] (0:10.75)	0:45.47 [1] (0:10.90)	0:34.57 [1] (0:11.37)	0:23.20 [1] (0:11.17)	0:12.03 [1] (0:12.03)
Average Speed [km/h]	54.8	67.9	66.4	63.3	64.3	60.0
Top Speed [km/h]	69.6	68.8	67.8	64.7	65.4	62.8
Avg. Dist. to Rail [m]	3.0	2.3	0.9	0.2	0.3	0.5
Avg. Stride Freq. [Hz]	2.3	2.3	2.3	2.2	2.3	2.3
Avg. Stride Length [m]	6.7	8.1	8.1	7.9	7.7	7.4



- [ ] Ranking at each section and finish
- .-.- No data available at this section
- NA No data available



Horse/Jockey Name	Anahita
Final Rank	5
Fastest Section Time (Section)	0:10.85 (1000m)
Top Speed [km/h] (Section)	68.8 (800m)
Race State	Finished



Eagle Farm QLD Professional

Race 6: MAGIC MILLIONS NUDGEES STAKES - 1200m

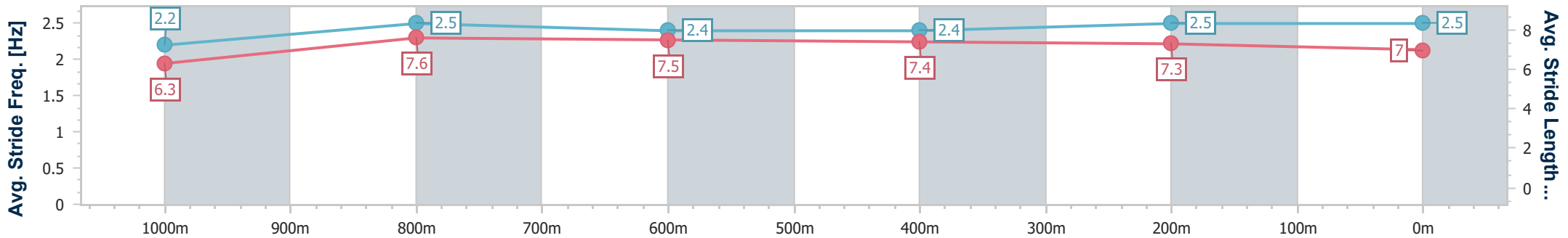
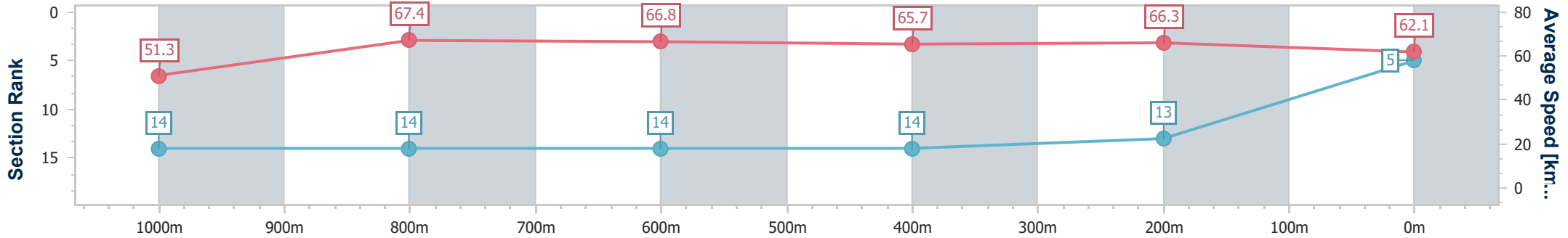
28 December 2024 - 15:13

Track Rating: Good 4, Weather: Fine, Rail Position: +6.5m 1000m-400m; +6m Remainder



BRISBANE RACING CLUB

Section	Overall	1000m	800m	600m	400m	200m
Section Times	1:09.40 [5] (0:14.09)	0:55.31 [14] (0:10.85)	0:44.46 [14] (0:10.88)	0:33.58 [14] (0:11.10)	0:22.48 [14] (0:10.85)	0:11.63 [13] (0:11.63)
Average Speed [km/h]	51.3	67.4	66.8	65.7	66.3	62.1
Top Speed [km/h]	67.4	68.8	68.8	67.4	67.5	64.4
Avg. Dist. to Rail [m]	8.7	2.9	2.5	2.4	5.1	6.2
Avg. Stride Freq. [Hz]	2.2	2.5	2.4	2.4	2.5	2.5
Avg. Stride Length [m]	6.3	7.6	7.5	7.4	7.3	7.0



- [ ] Ranking at each section and finish
- .-.- No data available at this section
- NA No data available



Horse/Jockey Name	Abounding
Final Rank	6
Fastest Section Time (Section)	0:10.70 (1000m)
Top Speed [km/h] (Section)	71.5 (1000m)
Race State	Finished



Eagle Farm QLD Professional

Race 6: MAGIC MILLIONS NUDGEES STAKES - 1200m

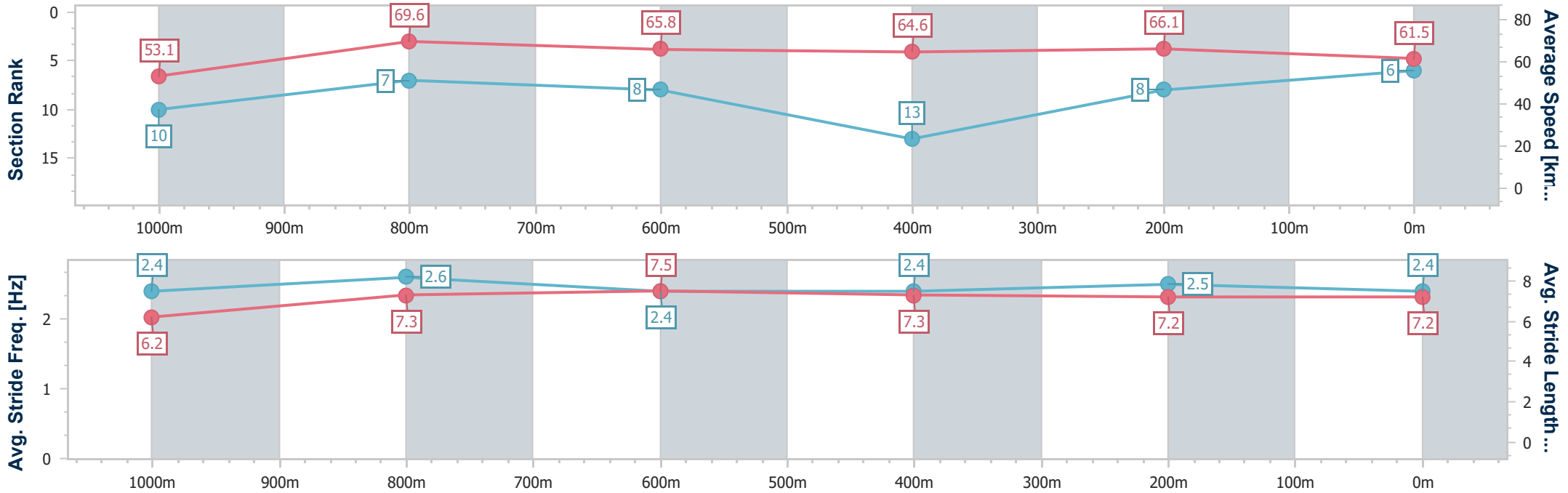
28 December 2024 - 15:13

Track Rating: Good 4, Weather: Fine, Rail Position: +6.5m 1000m-400m; +6m Remainder



BRISBANE RACING CLUB

Section	Overall	1000m	800m	600m	400m	200m
Section Times	1:09.41 [6] (0:13.67)	0:55.74 [10] (0:10.70)	0:45.04 [7] (0:11.09)	0:33.95 [8] (0:11.36)	0:22.59 [13] (0:10.87)	0:11.72 [8] (0:11.72)
Average Speed [km/h]	53.1	69.6	65.8	64.6	66.1	61.5
Top Speed [km/h]	67.5	71.5	68.7	66.6	67.5	66.0
Avg. Dist. to Rail [m]	11.6	6.6	2.8	4.3	8.1	6.6
Avg. Stride Freq. [Hz]	2.4	2.6	2.4	2.4	2.5	2.4
Avg. Stride Length [m]	6.2	7.3	7.5	7.3	7.2	7.2



- [ ] Ranking at each section and finish
- .-.- No data available at this section
- NA No data available



Horse/Jockey Name	Cigar Flick
Final Rank	7
Fastest Section Time (Section)	0:10.79 (1000m)
Top Speed [km/h] (Section)	69.6 (1000m)
Race State	Finished



### Eagle Farm QLD Professional

Race 6: MAGIC MILLIONS NUDGEES STAKES - 1200m

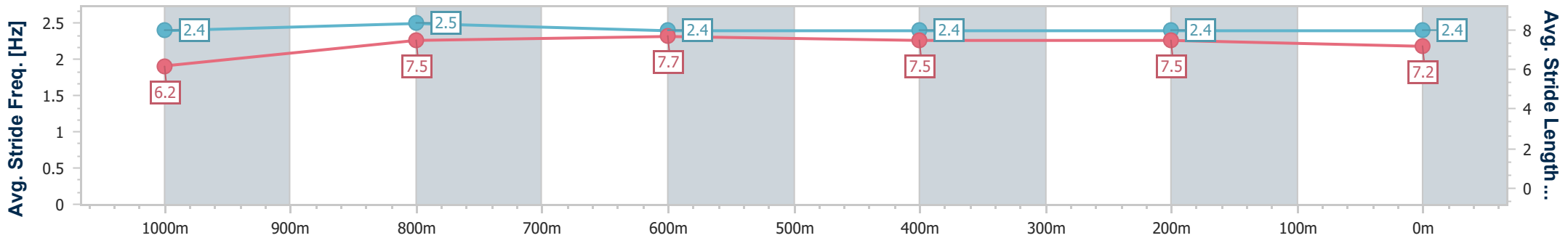
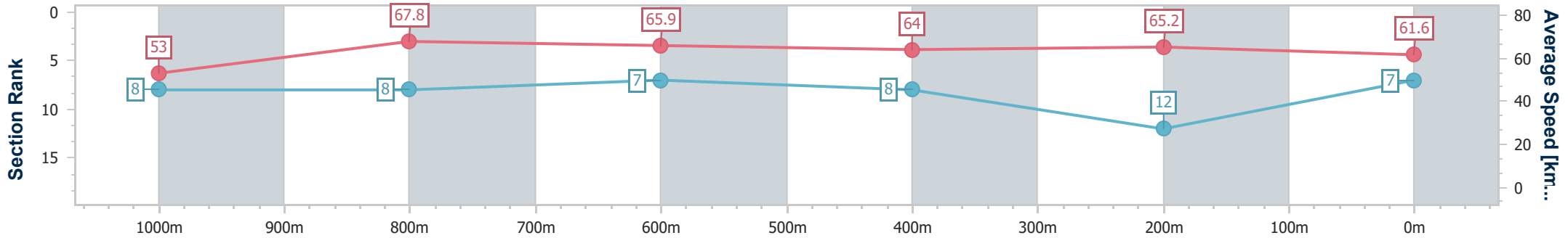
28 December 2024 - 15:13

Track Rating: Good 4, Weather: Fine, Rail Position: +6.5m 1000m-400m; +6m Remainder



BRISBANE RACING CLUB

Section	Overall	1000m	800m	600m	400m	200m
Section Times	1:09.42 [7] (0:13.63)	0:55.79 [8] (0:10.79)	0:45.00 [8] (0:10.98)	0:34.02 [7] (0:11.33)	0:22.69 [8] (0:11.02)	0:11.67 [12] (0:11.67)
Average Speed [km/h]	53.0	67.8	65.9	64.0	65.2	61.6
Top Speed [km/h]	67.4	69.6	68.1	64.8	66.7	66.5
Avg. Dist. to Rail [m]	2.0	3.1	1.8	0.9	1.6	0.7
Avg. Stride Freq. [Hz]	2.4	2.5	2.4	2.4	2.4	2.4
Avg. Stride Length [m]	6.2	7.5	7.7	7.5	7.5	7.2



- [ ] Ranking at each section and finish
- .-.- No data available at this section
- NA No data available



Horse/Jockey Name	Kin
Final Rank	8
Fastest Section Time (Section)	0:10.82 (800m)
Top Speed [km/h] (Section)	69.0 (800m)
Race State	Finished



### Eagle Farm QLD Professional

Race 6: MAGIC MILLIONS NUDGEES STAKES - 1200m

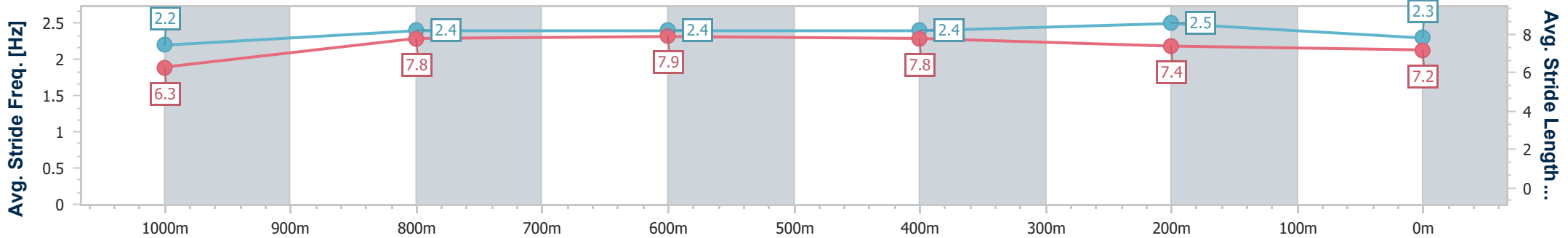
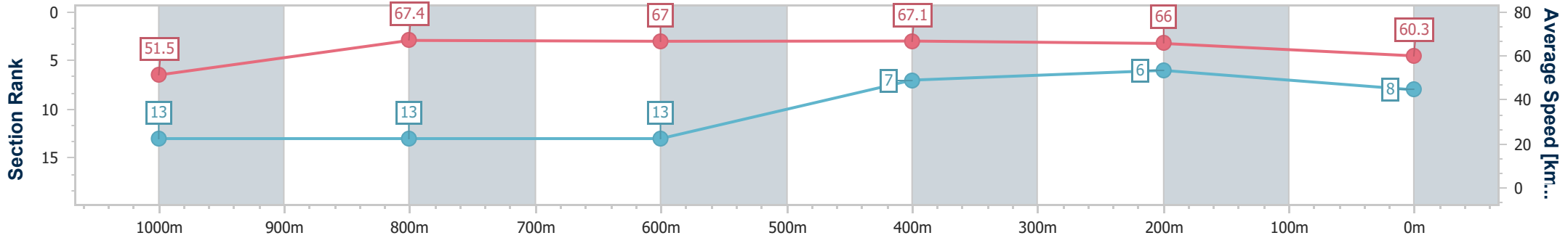
28 December 2024 - 15:13

Track Rating: Good 4, Weather: Fine, Rail Position: +6.5m 1000m-400m; +6m Remainder



BRISBANE RACING CLUB

Section	Overall	1000m	800m	600m	400m	200m
Section Times	1:09.47 [8] (0:14.04)	0:55.43 [13] (0:10.87)	0:44.56 [13] (0:10.82)	0:33.74 [13] (0:10.89)	0:22.85 [7] (0:10.93)	0:11.92 [6] (0:11.92)
Average Speed [km/h]	51.5	67.4	67.0	67.1	66.0	60.3
Top Speed [km/h]	65.8	68.4	69.0	68.3	69.0	63.1
Avg. Dist. to Rail [m]	10.3	3.0	2.0	3.1	7.0	6.2
Avg. Stride Freq. [Hz]	2.2	2.4	2.4	2.4	2.5	2.3
Avg. Stride Length [m]	6.3	7.8	7.9	7.8	7.4	7.2



- [ ] Ranking at each section and finish
- .-.- No data available at this section
- NA No data available



Horse/Jockey Name	Danny's St Darci
Final Rank	9
Fastest Section Time (Section)	0:10.78 (1000m)
Top Speed [km/h] (Section)	69.6 (1000m)
Race State	Finished



### Eagle Farm QLD Professional

Race 6: MAGIC MILLIONS NUDGEES STAKES - 1200m

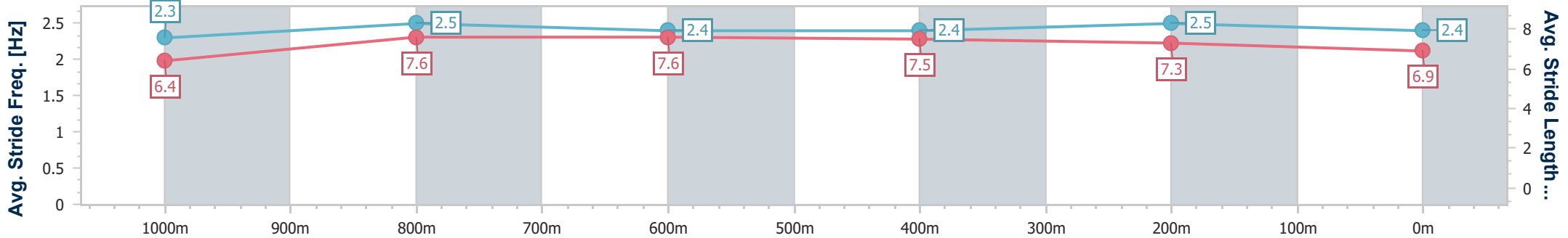
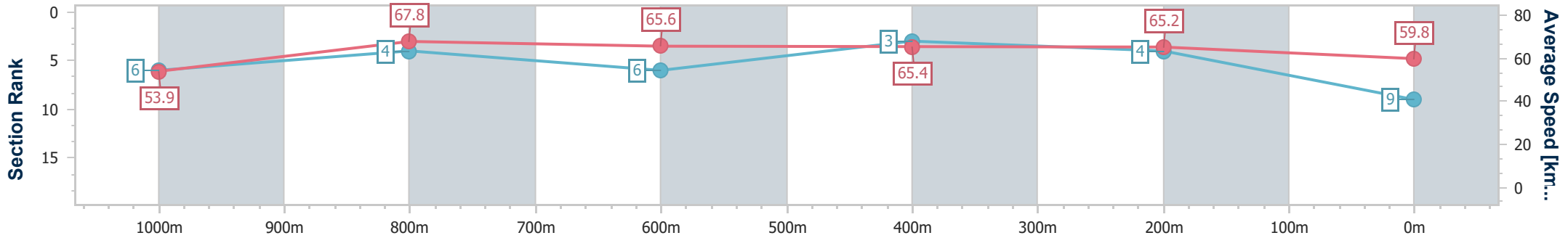
28 December 2024 - 15:13

Track Rating: Good 4, Weather: Fine, Rail Position: +6.5m 1000m-400m; +6m Remainder



BRISBANE RACING CLUB

Section	Overall	1000m	800m	600m	400m	200m
Section Times	1:09.51 [9] (0:13.42)	0:56.09 [6] (0:10.78)	0:45.31 [4] (0:11.09)	0:34.22 [6] (0:11.18)	0:23.04 [3] (0:11.05)	0:11.99 [4] (0:11.99)
Average Speed [km/h]	53.9	67.8	65.6	65.4	65.2	59.8
Top Speed [km/h]	67.7	69.6	67.6	66.4	66.2	63.5
Avg. Dist. to Rail [m]	7.7	3.4	2.8	2.4	4.1	4.7
Avg. Stride Freq. [Hz]	2.3	2.5	2.4	2.4	2.5	2.4
Avg. Stride Length [m]	6.4	7.6	7.6	7.5	7.3	6.9



- [ ] Ranking at each section and finish
- .-.- No data available at this section
- NA No data available



Horse/Jockey Name	Revolutionary Miss
Final Rank	10
Fastest Section Time (Section)	0:10.87 (1000m)
Top Speed [km/h] (Section)	69.3 (Overall)
Race State	Finished



### Eagle Farm QLD Professional

Race 6: MAGIC MILLIONS NUDGEES STAKES - 1200m

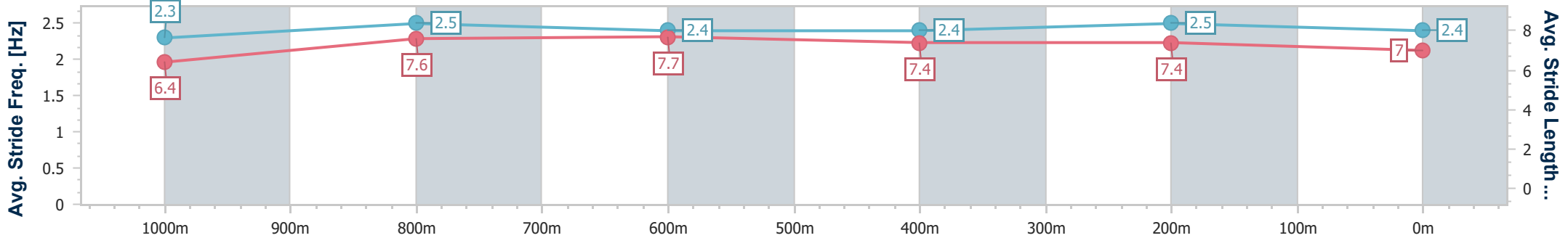
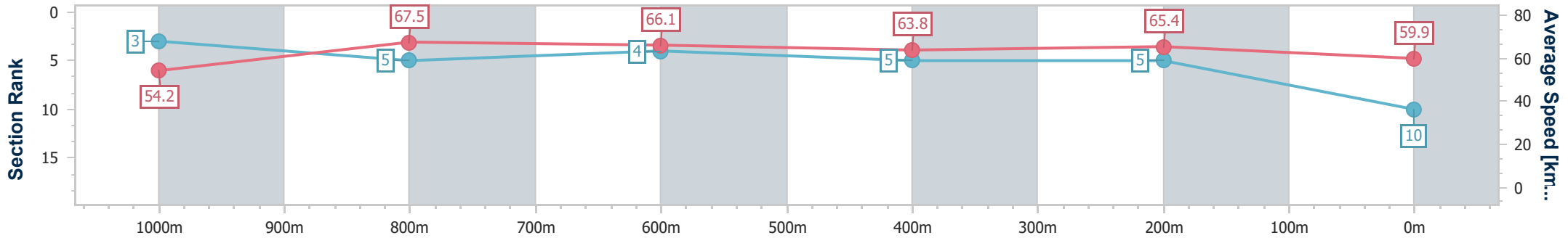
28 December 2024 - 15:13

Track Rating: Good 4, Weather: Fine, Rail Position: +6.5m 1000m-400m; +6m Remainder



BRISBANE RACING CLUB

Section	Overall	1000m	800m	600m	400m	200m
Section Times	1:09.56 [10] (0:13.34)	0:56.22 [3] (0:10.87)	0:45.35 [5] (0:11.00)	0:34.35 [4] (0:11.31)	0:23.04 [5] (0:11.00)	0:12.04 [5] (0:12.04)
Average Speed [km/h]	54.2	67.5	66.1	63.8	65.4	59.9
Top Speed [km/h]	69.3	69.3	68.0	66.2	67.3	63.2
Avg. Dist. to Rail [m]	6.3	3.8	1.8	1.2	4.6	4.9
Avg. Stride Freq. [Hz]	2.3	2.5	2.4	2.4	2.5	2.4
Avg. Stride Length [m]	6.4	7.6	7.7	7.4	7.4	7.0



- [ ] Ranking at each section and finish
- .-.- No data available at this section
- NA No data available



Horse/Jockey Name	Mahbaby
Final Rank	11
Fastest Section Time (Section)	0:10.76 (800m)
Top Speed [km/h] (Section)	68.8 (800m)
Race State	Finished



### Eagle Farm QLD Professional

Race 6: MAGIC MILLIONS NUDGEES STAKES - 1200m

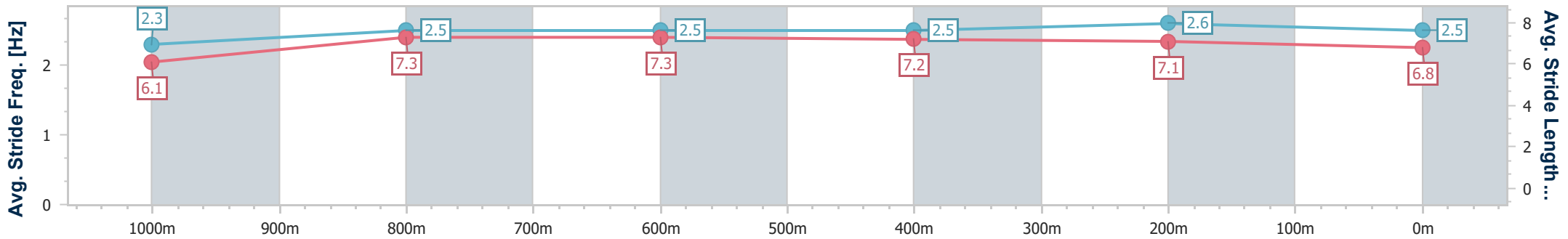
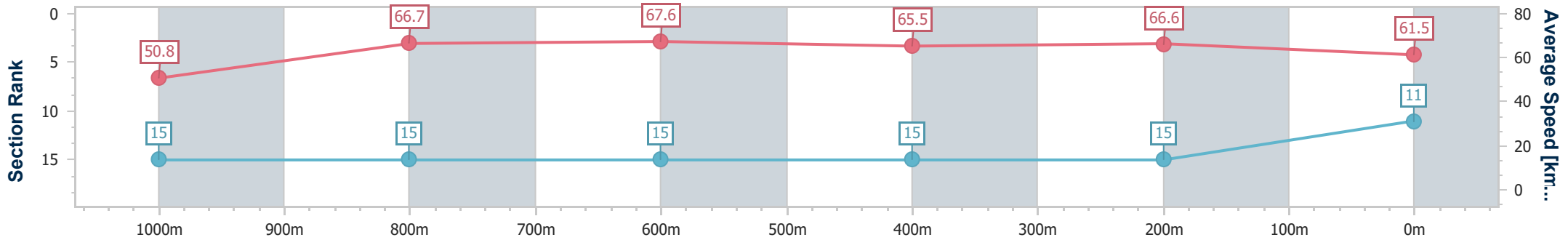
28 December 2024 - 15:13

Track Rating: Good 4, Weather: Fine, Rail Position: +6.5m 1000m-400m; +6m Remainder



BRISBANE RACING CLUB

Section	Overall	1000m	800m	600m	400m	200m
Section Times	1:09.58 [11] (0:14.22)	0:55.36 [15] (0:10.95)	0:44.41 [15] (0:10.76)	0:33.65 [15] (0:11.14)	0:22.51 [15] (0:10.83)	0:11.68 [15] (0:11.68)
Average Speed [km/h]	50.8	66.7	67.6	65.5	66.6	61.5
Top Speed [km/h]	65.4	67.9	68.8	67.0	67.2	64.5
Avg. Dist. to Rail [m]	9.7	3.1	2.3	3.0	7.2	8.7
Avg. Stride Freq. [Hz]	2.3	2.5	2.5	2.5	2.6	2.5
Avg. Stride Length [m]	6.1	7.3	7.3	7.2	7.1	6.8



- [ ] Ranking at each section and finish
- .-.- No data available at this section
- NA No data available





Horse/Jockey Name	Adiella
Final Rank	12
Fastest Section Time (Section)	0:10.77 (1000m)
Top Speed [km/h] (Section)	69.5 (Overall)
Race State	Finished



Eagle Farm QLD Professional

Race 6: MAGIC MILLIONS NUGGEE STAKES - 1200m

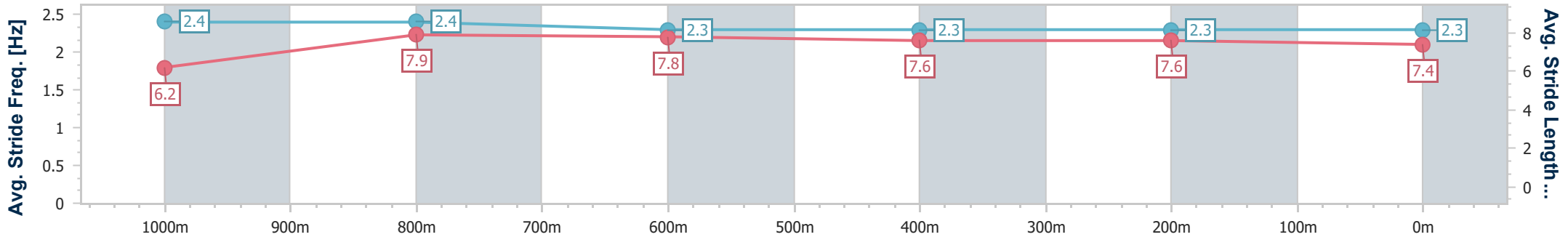
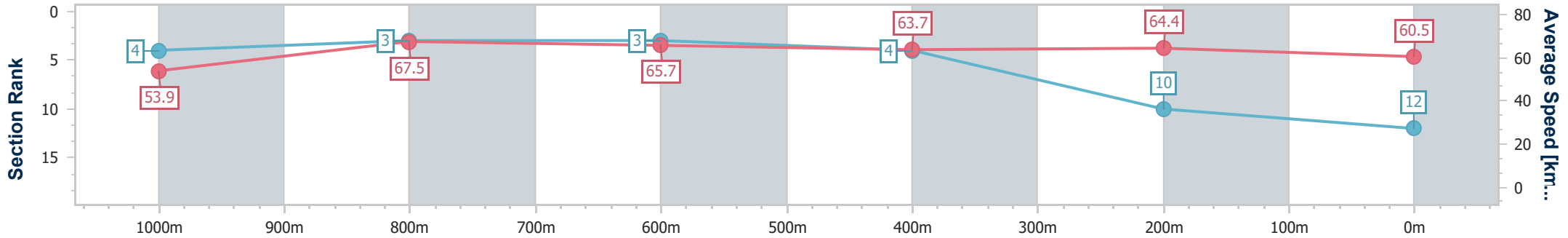
28 December 2024 - 15:13

Track Rating: Good 4, Weather: Fine, Rail Position: +6.5m 1000m-400m; +6m Remainder



BRISBANE RACING CLUB

Section	Overall	1000m	800m	600m	400m	200m
Section Times	1:09.61 [12] (0:13.39)	0:56.22 [4] (0:10.77)	0:45.45 [3] (0:11.00)	0:34.45 [3] (0:11.35)	0:23.10 [4] (0:11.20)	0:11.90 [10] (0:11.90)
Average Speed [km/h]	53.9	67.5	65.7	63.7	64.4	60.5
Top Speed [km/h]	69.5	68.2	67.4	65.1	65.1	63.9
Avg. Dist. to Rail [m]	4.8	1.2	1.6	0.8	0.5	0.2
Avg. Stride Freq. [Hz]	2.4	2.4	2.3	2.3	2.3	2.3
Avg. Stride Length [m]	6.2	7.9	7.8	7.6	7.6	7.4



- [ ] Ranking at each section and finish
- .-.-.- No data available at this section
- NA No data available



Horse/Jockey Name	Red Defcon
Final Rank	13
Fastest Section Time (Section)	0:10.78 (1000m)
Top Speed [km/h] (Section)	69.6 (800m)
Race State	Finished



### Eagle Farm QLD Professional

Race 6: MAGIC MILLIONS NUDGEES STAKES - 1200m

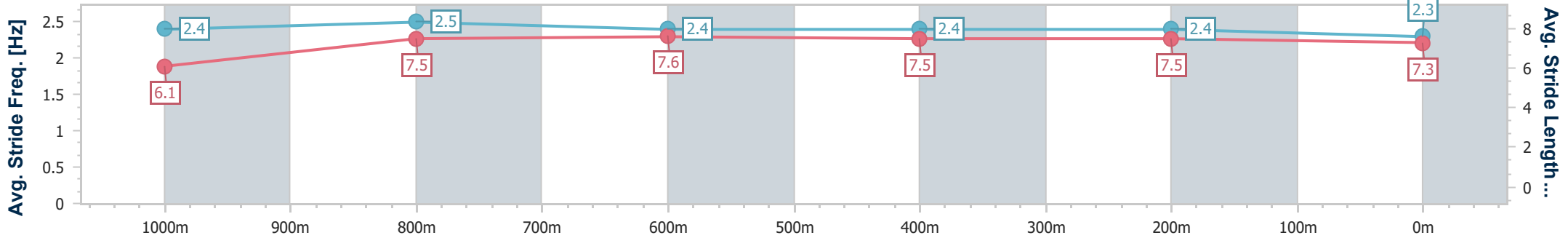
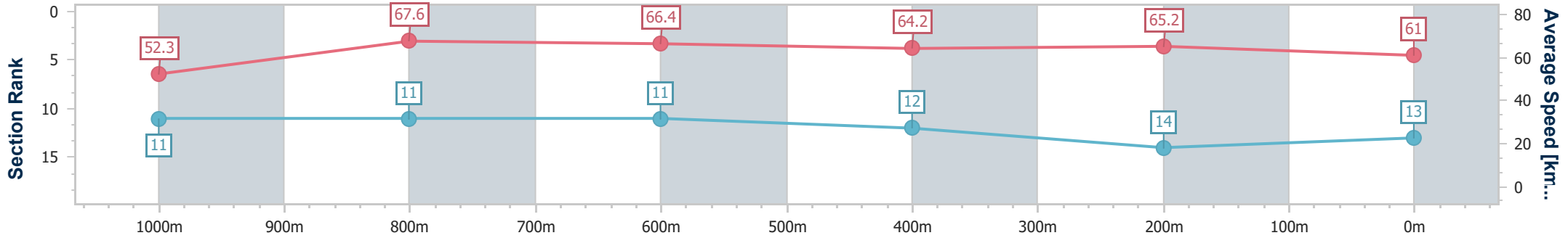
28 December 2024 - 15:13

Track Rating: Good 4, Weather: Fine, Rail Position: +6.5m 1000m-400m; +6m Remainder



BRISBANE RACING CLUB

Section	Overall	1000m	800m	600m	400m	200m
Section Times	1:09.64 [13] (0:13.82)	0:55.82 [11] (0:10.78)	0:45.04 [11] (0:10.92)	0:34.12 [11] (0:11.27)	0:22.85 [12] (0:11.05)	0:11.80 [14] (0:11.80)
Average Speed [km/h]	52.3	67.6	66.4	64.2	65.2	61.0
Top Speed [km/h]	67.9	69.6	69.6	65.7	66.2	63.5
Avg. Dist. to Rail [m]	5.5	2.4	1.7	1.0	1.8	1.0
Avg. Stride Freq. [Hz]	2.4	2.5	2.4	2.4	2.4	2.3
Avg. Stride Length [m]	6.1	7.5	7.6	7.5	7.5	7.3



- [ ] Ranking at each section and finish
- .-.- No data available at this section
- NA No data available



Horse/Jockey Name	Countyourblessings
Final Rank	14
Fastest Section Time (Section)	0:10.83 (1000m)
Top Speed [km/h] (Section)	69.7 (1000m)
Race State	Finished



Eagle Farm QLD Professional

Race 6: MAGIC MILLIONS NUDGEES STAKES - 1200m

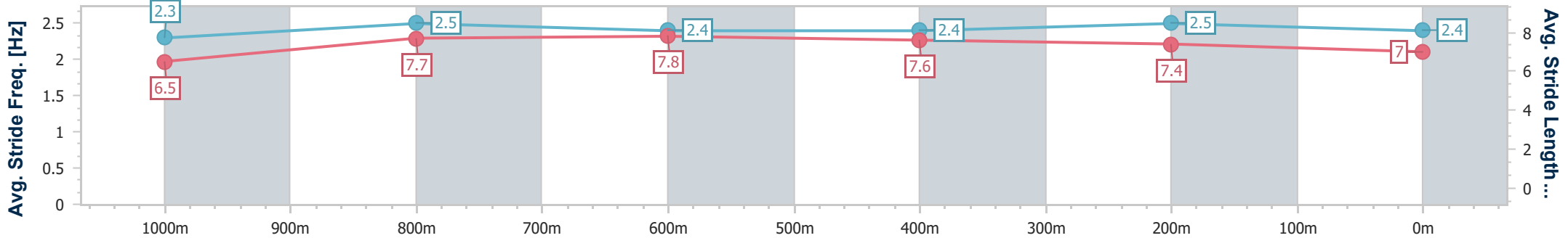
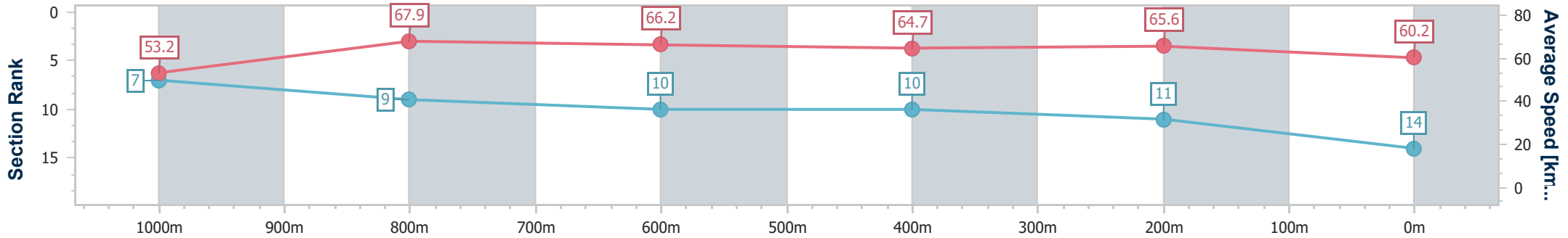
28 December 2024 - 15:13

Track Rating: Good 4, Weather: Fine, Rail Position: +6.5m 1000m-400m; +6m Remainder



BRISBANE RACING CLUB

Section	Overall	1000m	800m	600m	400m	200m
Section Times	1:09.69 [14] (0:13.62)	0:56.07 [7] (0:10.83)	0:45.24 [9] (0:11.06)	0:34.18 [10] (0:11.24)	0:22.94 [10] (0:10.99)	0:11.95 [11] (0:11.95)
Average Speed [km/h]	53.2	67.9	66.2	64.7	65.6	60.2
Top Speed [km/h]	69.4	69.7	69.0	66.5	66.6	64.2
Avg. Dist. to Rail [m]	4.4	4.6	3.2	3.0	4.5	4.5
Avg. Stride Freq. [Hz]	2.3	2.5	2.4	2.4	2.5	2.4
Avg. Stride Length [m]	6.5	7.7	7.8	7.6	7.4	7.0



- [ ] Ranking at each section and finish
- .-.- No data available at this section
- NA No data available



Horse/Jockey Name	Appin Girl
Final Rank	15
Fastest Section Time (Section)	0:10.89 (1000m)
Top Speed [km/h] (Section)	68.7 (800m)
Race State	Finished



### Eagle Farm QLD Professional

Race 6: MAGIC MILLIONS NUDGEES STAKES - 1200m

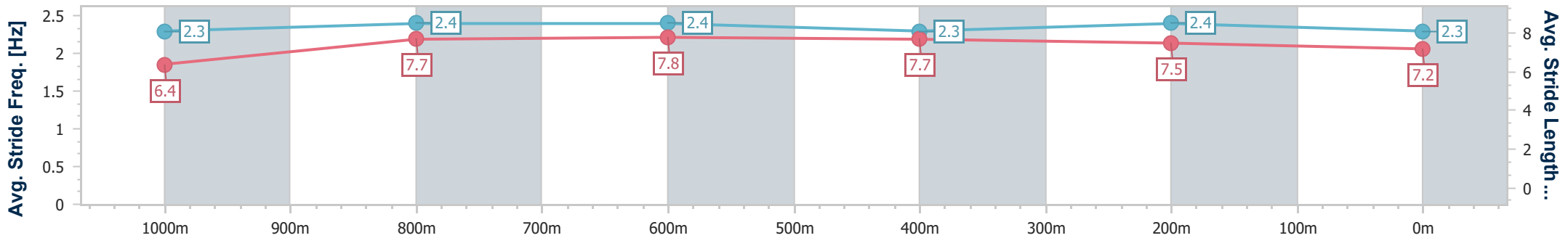
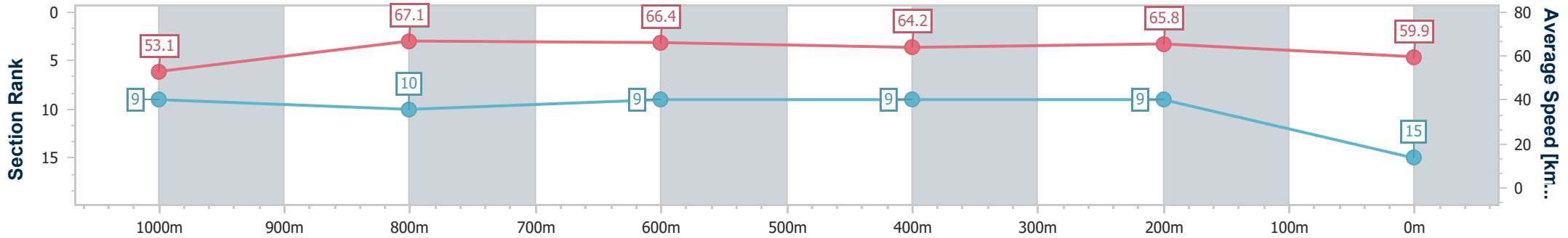
28 December 2024 - 15:13

Track Rating: Good 4, Weather: Fine, Rail Position: +6.5m 1000m-400m; +6m Remainder



BRISBANE RACING CLUB

Section	Overall	1000m	800m	600m	400m	200m
Section Times	1:09.73 [15] (0:13.66)	0:56.07 [9] (0:10.89)	0:45.18 [10] (0:10.95)	0:34.23 [9] (0:11.24)	0:22.99 [9] (0:10.96)	0:12.03 [9] (0:12.03)
Average Speed [km/h]	53.1	67.1	66.4	64.2	65.8	59.9
Top Speed [km/h]	67.5	68.7	68.7	65.2	67.0	64.2
Avg. Dist. to Rail [m]	3.7	3.4	2.0	1.2	3.1	3.1
Avg. Stride Freq. [Hz]	2.3	2.4	2.4	2.3	2.4	2.3
Avg. Stride Length [m]	6.4	7.7	7.8	7.7	7.5	7.2



- [ ] Ranking at each section and finish
- .-.- No data available at this section
- NA No data available



# Eagle Farm QLD Professional

## Race 7: MAGIC MILLIONS VO ROGUE PLATE - 1300m

28 December 2024 - 15:53



BRISBANE  
RACING CLUB

Track Rating: Good 3, Weather: Fine, Rail Position: +6.5m 1000m-400m; +6m Remainder

Section	Field Times	Overall	1200m	1000m	800m	600m	400m	Last 600m				
		1:15.22 (0:07.77)	1:07.45 (0:10.65)	0:56.80 (0:11.10)	0:45.70 (0:11.28)	0:34.42 (0:11.24)	0:23.18 (0:11.19)	0:34.42				
Rank	TAB Horse/Jockey	Barrier	Top Speed [km/h]	Fastest Section					Distance Travelled [m]			
1	7 GIVE ME SPACE Luke Dempsey	14	69.6 400m	0:08.32 Overall	1:15.22 [1] (0:08.32)	1:06.90 [12] (0:11.34)	0:55.56 [14] (0:11.42)	0:44.14 [14] (0:11.17)	0:32.97 [14] (0:11.04)	0:21.93 [14] (0:10.59)	0:32.97	
2	4 STREET CHASE Taylor Marshall	11	69.2 1200m	0:07.77 Overall	1:15.25 [2] (0:07.77)	1:07.48 [1] (0:10.71)	0:56.77 [2] (0:11.21)	0:45.56 [2] (0:11.36)	0:34.20 [2] (0:11.14)	0:23.06 [2] (0:11.07)	0:34.20	-4
3	6 HELLA FAST Kyle Wilson-Taylor	6	67.5 600m	0:07.79 Overall	1:15.37 [3] (0:07.79)	1:07.58 [3] (0:10.95)	0:56.63 [4] (0:11.30)	0:45.33 [4] (0:11.20)	0:34.13 [4] (0:11.03)	0:23.10 [3] (0:11.19)	0:34.13	-5
4	12 ZOUBABY Jason Collett	8	69.0 400m	0:08.21 Overall	1:15.43 [4] (0:08.21)	1:07.22 [9] (0:11.06)	0:56.16 [10] (0:11.25)	0:44.91 [8] (0:11.22)	0:33.69 [8] (0:11.00)	0:22.69 [7] (0:10.75)	0:33.69	-8
5	3 CATOGGIO Vlad Duric	2	69.1 1200m	0:07.78 Overall	1:15.43 [5] (0:07.78)	1:07.65 [2] (0:10.64)	0:57.01 [1] (0:11.10)	0:45.91 [1] (0:11.28)	0:34.63 [1] (0:11.24)	0:23.39 [1] (0:11.19)	0:34.63	-5
6	1 BOSUSTOW Joshua Parr	5	67.6 400m	0:08.23 Overall	1:15.55 [6] (0:08.23)	1:07.32 [10] (0:11.26)	0:56.06 [13] (0:11.35)	0:44.71 [13] (0:11.10)	0:33.61 [12] (0:10.96)	0:22.65 [9] (0:10.81)	0:33.61	-8
7	9 BOOMTOWN BOSS Ryan Maloney	9	68.8 400m	0:07.88 Overall	1:15.56 [7] (0:07.88)	1:07.68 [6] (0:11.13)	0:56.55 [7] (0:11.47)	0:45.08 [7] (0:11.27)	0:33.81 [9] (0:11.23)	0:22.58 [11] (0:10.77)	0:33.81	+8
8	2 SUPERALLOY Angela Jones	10	67.2 1200m	0:07.81 Overall	1:15.77 [8] (0:07.81)	1:07.96 [5] (0:10.79)	0:57.17 [3] (0:11.18)	0:45.99 [3] (0:11.35)	0:34.64 [3] (0:11.21)	0:23.43 [4] (0:11.33)	0:34.64	-5
9	11 I'M ZAC Samantha Collett	1	68.1 1200m	0:07.96 Overall	1:15.90 [9] (0:07.96)	1:07.94 [7] (0:11.02)	0:56.92 [6] (0:11.34)	0:45.58 [6] (0:11.19)	0:34.39 [6] (0:11.12)	0:23.27 [6] (0:11.07)	0:34.39	-10
10	14 BOLLINGER MISS Martin Harley	4	67.0 1200m	0:08.32 Overall	1:15.93 [10] (0:08.32)	1:07.61 [12] (0:10.93)	0:56.68 [8] (0:11.30)	0:45.38 [9] (0:11.11)	0:34.27 [7] (0:11.11)	0:23.16 [8] (0:11.15)	0:34.27	-6

Scratched: Socrazyinlove (#15), Superhero (#16), Blitzum (#17)

[ ] Ranking at each section and finish  
 -:-:- No data available at this section  
 NA No data available

SCN Saddle cloth number  
 DNF Did not finish  
 DNT Did not track



# Eagle Farm QLD Professional

## Race 7: MAGIC MILLIONS VO ROGUE PLATE - 1300m

28 December 2024 - 15:53



BRISBANE  
RACING CLUB

Track Rating: Good 3, Weather: Fine, Rail Position: +6.5m 1000m-400m; +6m Remainder

Section		Overall	1200m	1000m	800m	600m	400m	Last 600m				
Field Times		1:15.22 (0:07.77)	1:07.45 (0:10.65)	0:56.80 (0:11.10)	0:45.70 (0:11.28)	0:34.42 (0:11.24)	0:23.18 (0:11.19)	0:34.42				
Rank	TAB Horse/Jockey	Barrier	Top Speed [km/h]	Fastest Section	Distance Travelled [m]							
11	13 <b>BREAK FREE</b> Nikita Beriman	7	68.5 1200m	0:07.79 Overall	1:16.05 [11] (0:07.79)	1:08.26 [4] (0:11.02)	0:57.24 [5] (0:11.28)	0:45.96 [5] (0:11.29)	0:34.67 [5] (0:11.15)	0:23.52 [5] (0:11.20)	0:34.67	-1
12	8 <b>MISTER BIANCO</b> Michael Rodd	13	68.3 600m	0:08.23 Overall	1:16.09 [12] (0:08.23)	1:07.86 [10] (0:11.10)	0:56.76 [11] (0:11.30)	0:45.46 [10] (0:11.34)	0:34.12 [13] (0:11.02)	0:23.10 [12] (0:10.97)	0:34.12	+8
13	10 <b>SUJEED</b> Andrew Mallyon	3	65.4 400m	0:08.04 Overall	1:16.58 [13] (0:08.04)	1:08.54 [8] (0:11.21)	0:57.33 [8] (0:11.46)	0:45.87 [11] (0:11.23)	0:34.64 [11] (0:11.19)	0:23.45 [13] (0:11.21)	0:34.64	-6
14	5 <b>RAIKKONEN</b> Chad Schofield	12	70.1 1200m	0:08.65 Overall	1:16.80 [14] (0:08.65)	1:08.15 [14] (0:10.80)	0:57.35 [12] (0:11.38)	0:45.97 [12] (0:11.04)	0:34.93 [10] (0:11.09)	0:23.84 [10] (0:11.33)	0:34.93	+3

Scratched: Socrazyinlove (#15), Superhero (#16), Blitzum (#17)

[ ] Ranking at each section and finish  
 -:-:-:- No data available at this section  
 NA No data available

SCN Saddle cloth number  
 DNF Did not finish  
 DNT Did not track



**Eagle Farm QLD Professional**  
**Race 7: MAGIC MILLIONS VO ROGUE PLATE - 1300m**  
**28 December 2024 - 15:53**



Track Rating: Good 3, Weather: Fine, Rail Position: +6.5m 1000m-400m; +6m Remainder

Section				200m				Last 600m	
Field Times				0:11.99				0:34.42	
Rank	TAB	Horse/Jockey	Barrier	Top Speed [km/h]	Fastest Section	Margin		Distance Travelled [m]	
1	7	<b>GIVE ME SPACE</b> Luke Dempsey	14	69.6 400m	0:08.32 Overall	0:11.34 [10] (0:11.34)	1:15.22	0:32.97	
2	4	<b>STREET CHASE</b> Taylor Marshall	11	69.2 1200m	0:07.77 Overall	0:11.99 [2] (0:11.99)	0.17L	0:34.20 -4	
3	6	<b>HELLA FAST</b> Kyle Wilson-Taylor	6	67.5 600m	0:07.79 Overall	0:11.91 [3] (0:11.91)	0.9L	0:34.13 -5	
4	12	<b>ZOUBABY</b> Jason Collett	8	69.0 400m	0:08.21 Overall	0:11.94 [4] (0:11.94)	1.22L	0:33.69 -8	
5	3	<b>CATOGGIO</b> Vlad Duric	2	69.1 1200m	0:07.78 Overall	0:12.20 [1] (0:12.20)	1.26L	0:34.63 -5	
6	1	<b>BOSUSTOW</b> Joshua Parr	5	67.6 400m	0:08.23 Overall	0:11.84 [7] (0:11.84)	1.96L	0:33.61 -8	
7	9	<b>BOOMTOWN BOSS</b> Ryan Maloney	9	68.8 400m	0:07.88 Overall	0:11.81 [9] (0:11.81)	2.03L	0:33.81 +8	
8	2	<b>SUPERALLOY</b> Angela Jones	10	67.2 1200m	0:07.81 Overall	0:12.10 [5] (0:12.10)	3.22L	0:34.64 -5	
9	11	<b>I'M ZAC</b> Samantha Collett	1	68.1 1200m	0:07.96 Overall	0:12.20 [6] (0:12.20)	4.03L	0:34.39 -10	
10	14	<b>BOLLINGER MISS</b> Martin Harley	4	67.0 1200m	0:08.32 Overall	0:12.01 [11] (0:12.01)	4.19L	0:34.27 -6	

Scratched: Socrazyinlove (#15), Superhero (#16), Blitzum (#17)

[ ] Ranking at each section and finish  
 -:-:- No data available at this section  
 NA No data available

SCN Saddle cloth number  
 DNF Did not finish  
 DNT Did not track



# Eagle Farm QLD Professional

## Race 7: MAGIC MILLIONS VO ROGUE PLATE - 1300m

28 December 2024 - 15:53



BRISBANE  
RACING CLUB

Track Rating: Good 3, Weather: Fine, Rail Position: +6.5m 1000m-400m; +6m Remainder

Section				200m				Last 600m	
Field Times				0:11.99 (0:11.99)				0:34.42	
Rank	TAB	Horse/Jockey	Barrier	Top Speed [km/h]	Fastest Section	Margin			Distance Travelled [m]
11	13	<b>BREAK FREE</b> Nikita Beriman	7	68.5 1200m	0:07.79 Overall	0:12.32 [8] (0:12.32)	4.9L	0:34.67	-1
12	8	<b>MISTER BIANCO</b> Michael Rodd	13	68.3 600m	0:08.23 Overall	0:12.13 [12] (0:12.13)	5.12L	0:34.12	+8
13	10	<b>SUJEED</b> Andrew Mallyon	3	65.4 400m	0:08.04 Overall	0:12.24 [14] (0:12.24)	8L	0:34.64	-6
14	5	<b>RAIKKONEN</b> Chad Schofield	12	70.1 1200m	0:08.65 Overall	0:12.51 [13] (0:12.51)	9.33L	0:34.93	+3

Scratched: Socrazyinlove (#15), Superhero (#16), Blitzum (#17)

[ ] Ranking at each section and finish  
 -:-:-:- No data available at this section  
 NA No data available

SCN Saddle cloth number  
 DNF Did not finish  
 DNT Did not track





Horse/Jockey Name	Give Me Space
Final Rank	1
Fastest Section Time (Section)	0:08.32 (Overall)
Top Speed [km/h] (Section)	69.6 (400m)
Race State	Finished



Eagle Farm QLD Professional

Race 7: MAGIC MILLIONS VO ROGUE PLATE - 1300m

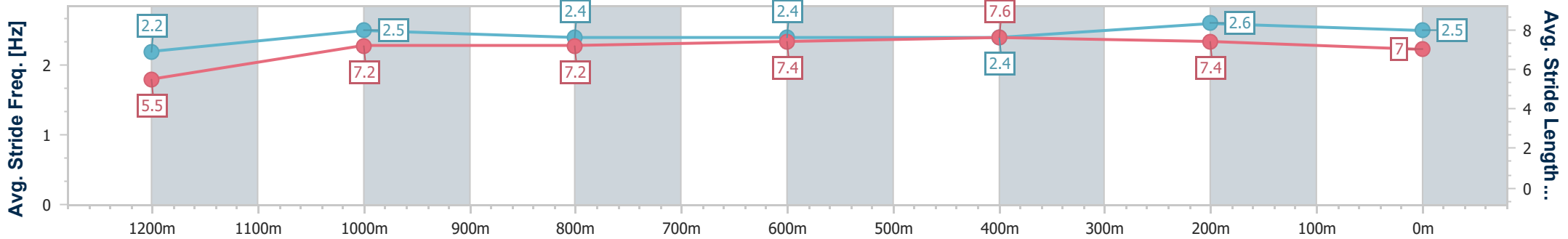
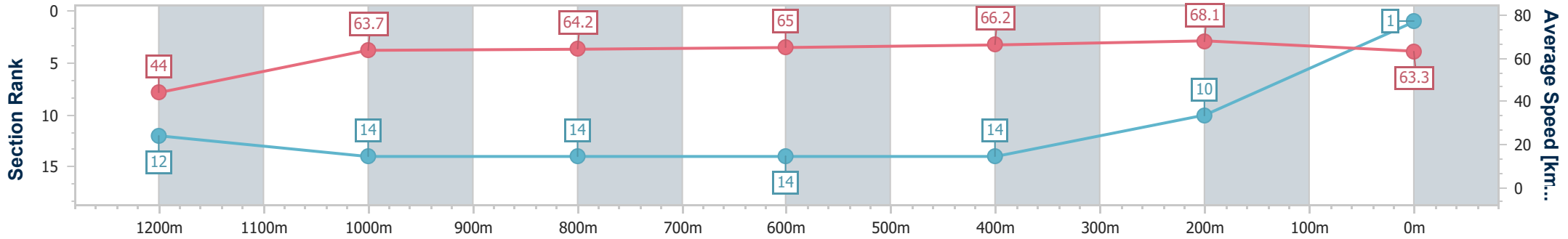
28 December 2024 - 15:53

Track Rating: Good 3, Weather: Fine, Rail Position: +6.5m 1000m-400m; +6m Remainder



BRISBANE RACING CLUB

Section	Overall	1200m	1000m	800m	600m	400m	200m
Section Times	1:15.22 [1] (0:08.32)	1:06.90 [12] (0:11.34)	0:55.56 [14] (0:11.42)	0:44.14 [14] (0:11.17)	0:32.97 [14] (0:11.04)	0:21.93 [14] (0:10.59)	0:11.34 [10] (0:11.34)
Average Speed [km/h]	44.0	63.7	64.2	65.0	66.2	68.1	63.3
Top Speed [km/h]	59.6	65.5	66.9	66.8	68.6	69.6	66.5
Avg. Dist. to Rail [m]	15.6	4.8	2.9	2.2	3.0	11.4	11.5
Avg. Stride Freq. [Hz]	2.2	2.5	2.4	2.4	2.4	2.6	2.5
Avg. Stride Length [m]	5.5	7.2	7.2	7.4	7.6	7.4	7.0



- [ ] Ranking at each section and finish
- .-.- No data available at this section
- NA No data available



Horse/Jockey Name	Street Chase
Final Rank	2
Fastest Section Time (Section)	0:07.77 (Overall)
Top Speed [km/h] (Section)	69.2 (1200m)
Race State	Finished



Eagle Farm QLD Professional

Race 7: MAGIC MILLIONS VO ROGUE PLATE - 1300m

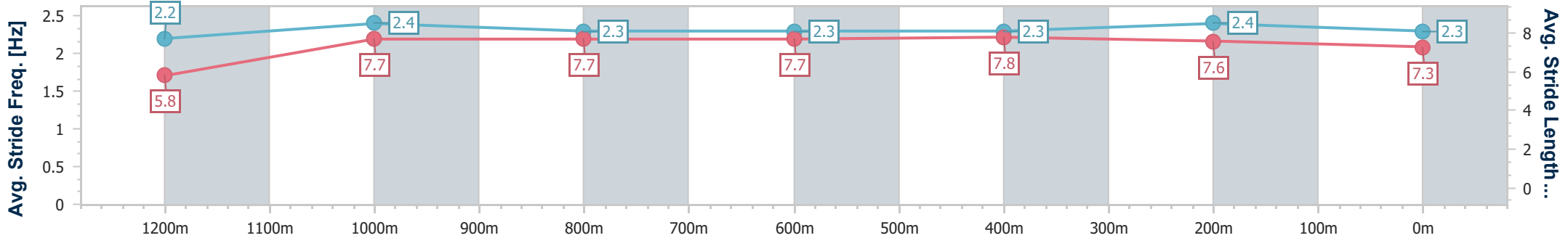
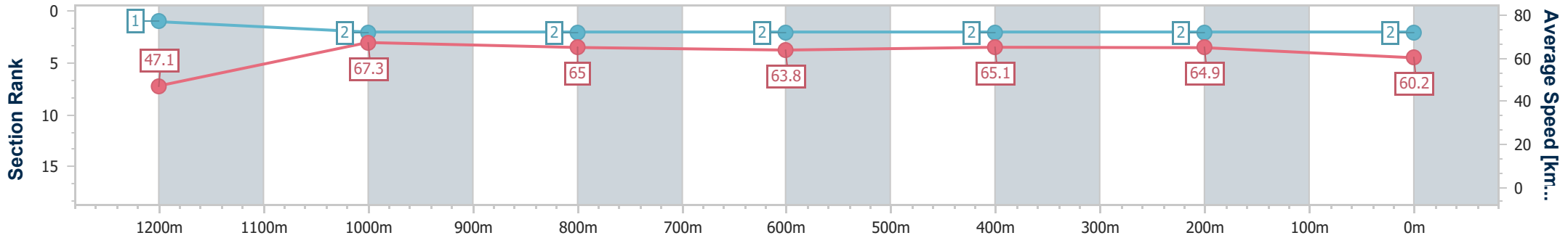
28 December 2024 - 15:53

Track Rating: Good 3, Weather: Fine, Rail Position: +6.5m 1000m-400m; +6m Remainder



BRISBANE RACING CLUB

Section	Overall	1200m	1000m	800m	600m	400m	200m
Section Times	1:15.25 [2] (0:07.77)	1:07.48 [1] (0:10.71)	0:56.77 [2] (0:11.21)	0:45.56 [2] (0:11.36)	0:34.20 [2] (0:11.14)	0:23.06 [2] (0:11.07)	0:11.99 [2] (0:11.99)
Average Speed [km/h]	47.1	67.3	65.0	63.8	65.1	64.9	60.2
Top Speed [km/h]	64.7	69.2	67.6	65.4	66.4	65.9	63.7
Avg. Dist. to Rail [m]	13.8	6.7	2.3	1.6	1.0	6.7	8.4
Avg. Stride Freq. [Hz]	2.2	2.4	2.3	2.3	2.3	2.4	2.3
Avg. Stride Length [m]	5.8	7.7	7.7	7.7	7.8	7.6	7.3



- [ ] Ranking at each section and finish
- .-.- No data available at this section
- NA No data available



Horse/Jockey Name	Hella Fast
Final Rank	3
Fastest Section Time (Section)	0:07.79 (Overall)
Top Speed [km/h] (Section)	67.5 (600m)
Race State	Finished



Eagle Farm QLD Professional

Race 7: MAGIC MILLIONS VO ROGUE PLATE - 1300m

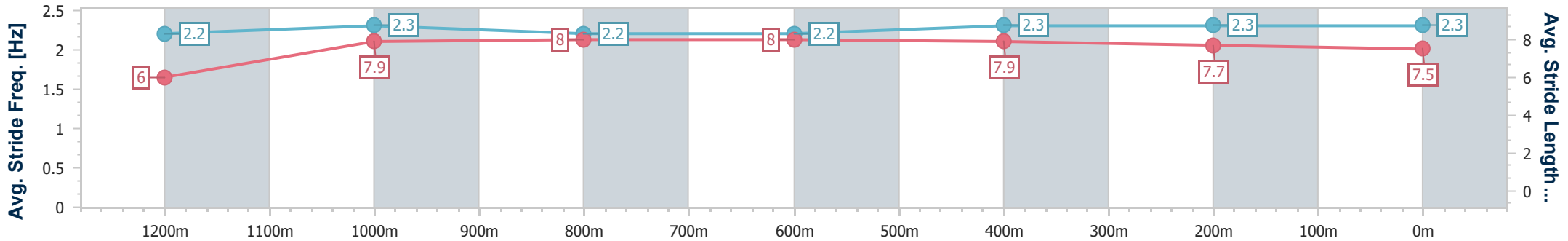
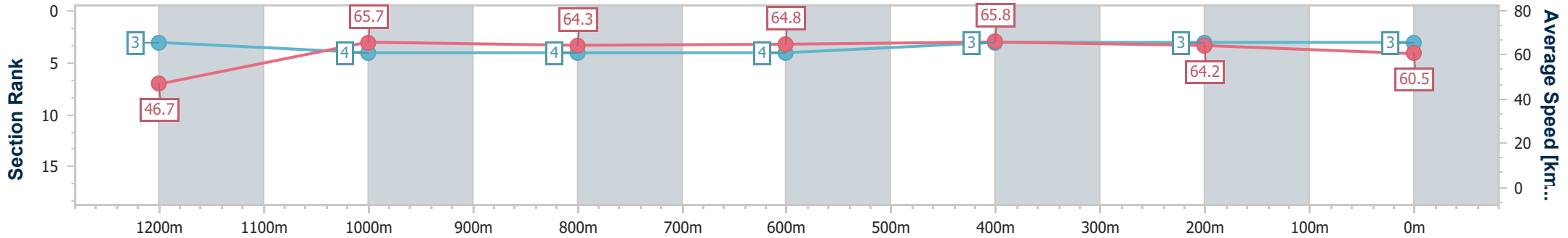
28 December 2024 - 15:53

Track Rating: Good 3, Weather: Fine, Rail Position: +6.5m 1000m-400m; +6m Remainder



BRISBANE RACING CLUB

Section	Overall	1200m	1000m	800m	600m	400m	200m
Section Times	1:15.37 [3] (0:07.79)	1:07.58 [3] (0:10.95)	0:56.63 [4] (0:11.30)	0:45.33 [4] (0:11.20)	0:34.13 [4] (0:11.03)	0:23.10 [3] (0:11.19)	0:11.91 [3] (0:11.91)
Average Speed [km/h]	46.7	65.7	64.3	64.8	65.8	64.2	60.5
Top Speed [km/h]	64.4	66.5	65.4	65.4	67.5	67.3	62.7
Avg. Dist. to Rail [m]	9.6	3.4	2.1	1.0	1.4	7.5	6.3
Avg. Stride Freq. [Hz]	2.2	2.3	2.2	2.2	2.3	2.3	2.3
Avg. Stride Length [m]	6.0	7.9	8.0	8.0	7.9	7.7	7.5



- [ ] Ranking at each section and finish
- .-.- No data available at this section
- NA No data available



Horse/Jockey Name	Zoubaby
Final Rank	4
Fastest Section Time (Section)	0:08.21 (Overall)
Top Speed [km/h] (Section)	69.0 (400m)
Race State	Finished



Eagle Farm QLD Professional

Race 7: MAGIC MILLIONS VO ROGUE PLATE - 1300m

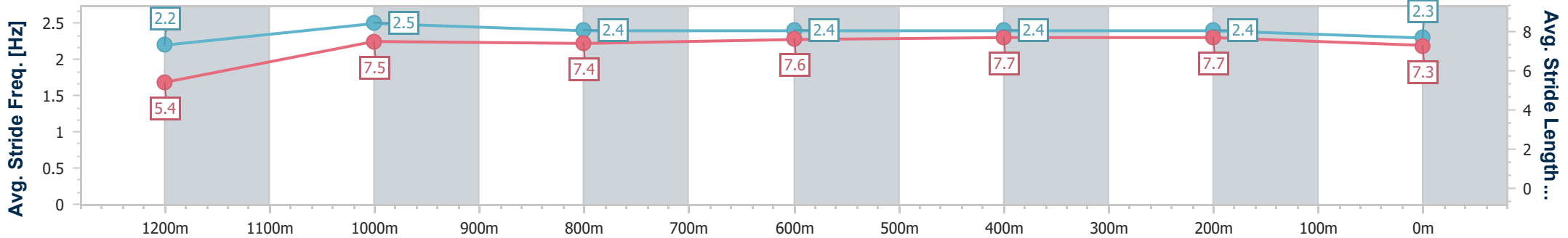
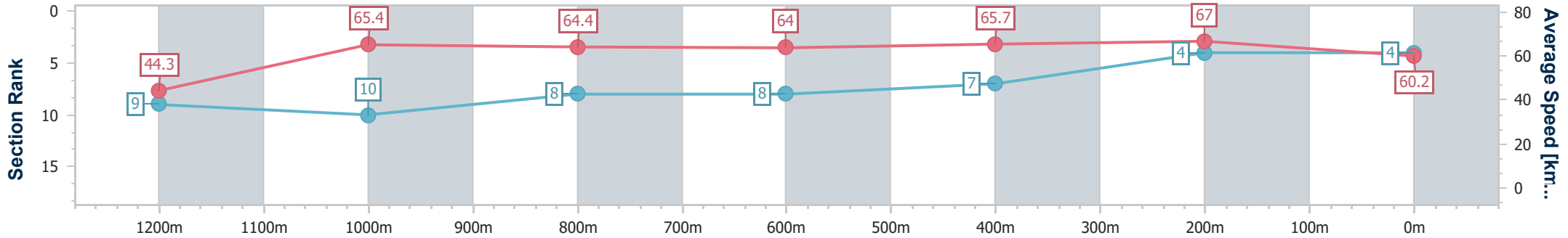
28 December 2024 - 15:53

Track Rating: Good 3, Weather: Fine, Rail Position: +6.5m 1000m-400m; +6m Remainder



BRISBANE RACING CLUB

Section	Overall	1200m	1000m	800m	600m	400m	200m
Section Times	1:15.43 [4] (0:08.21)	1:07.22 [9] (0:11.06)	0:56.16 [10] (0:11.25)	0:44.91 [8] (0:11.22)	0:33.69 [8] (0:11.00)	0:22.69 [7] (0:10.75)	0:11.94 [4] (0:11.94)
Average Speed [km/h]	44.3	65.4	64.4	64.0	65.7	67.0	60.2
Top Speed [km/h]	64.3	66.1	66.9	65.1	67.4	69.0	63.8
Avg. Dist. to Rail [m]	11.3	4.4	1.7	0.3	0.4	2.8	2.3
Avg. Stride Freq. [Hz]	2.2	2.5	2.4	2.4	2.4	2.4	2.3
Avg. Stride Length [m]	5.4	7.5	7.4	7.6	7.7	7.7	7.3



- [ ] Ranking at each section and finish
- .-.- No data available at this section
- NA No data available



Horse/Jockey Name	Catoggio
Final Rank	5
Fastest Section Time (Section)	0:07.78 (Overall)
Top Speed [km/h] (Section)	69.1 (1200m)
Race State	Finished



### Eagle Farm QLD Professional

Race 7: MAGIC MILLIONS VO ROGUE PLATE - 1300m

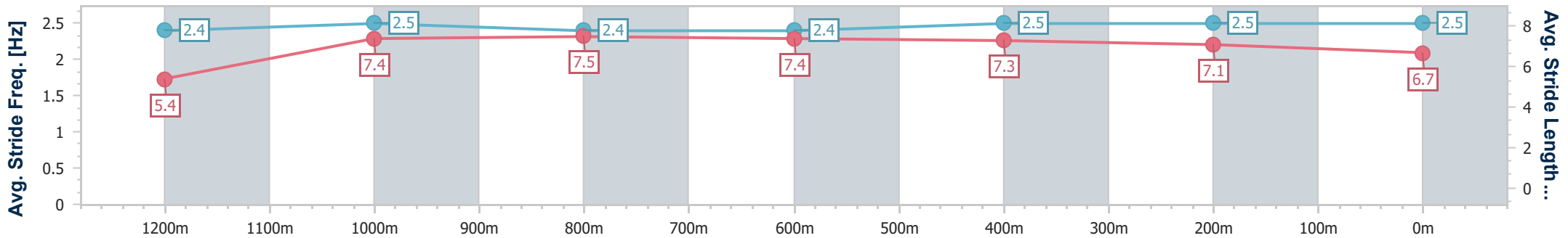
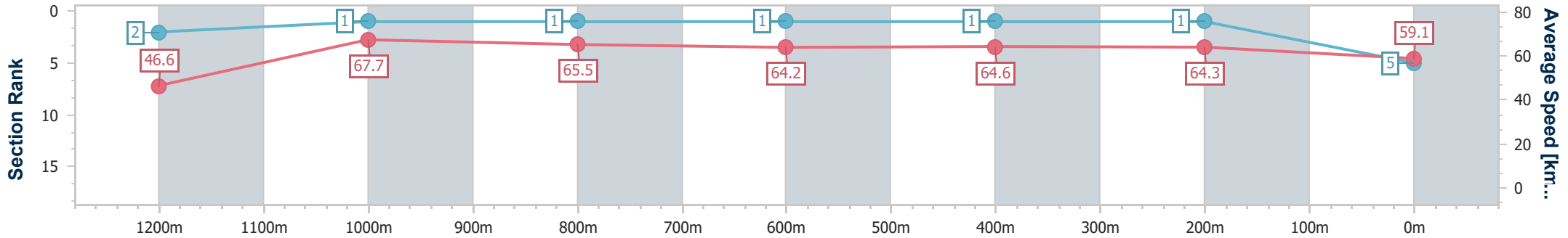
28 December 2024 - 15:53

Track Rating: Good 3, Weather: Fine, Rail Position: +6.5m 1000m-400m; +6m Remainder



BRISBANE RACING CLUB

Section	Overall	1200m	1000m	800m	600m	400m	200m
Section Times	1:15.43 [5] (0:07.78)	1:07.65 [2] (0:10.64)	0:57.01 [1] (0:11.10)	0:45.91 [1] (0:11.28)	0:34.63 [1] (0:11.24)	0:23.39 [1] (0:11.19)	0:12.20 [1] (0:12.20)
Average Speed [km/h]	46.6	67.7	65.5	64.2	64.6	64.3	59.1
Top Speed [km/h]	63.9	69.1	66.2	66.4	65.9	65.9	62.5
Avg. Dist. to Rail [m]	5.9	1.4	1.5	1.7	1.7	7.6	8.5
Avg. Stride Freq. [Hz]	2.4	2.5	2.4	2.4	2.5	2.5	2.5
Avg. Stride Length [m]	5.4	7.4	7.5	7.4	7.3	7.1	6.7



- [ ] Ranking at each section and finish
- .-.- No data available at this section
- NA No data available



Horse/Jockey Name	Bosustow
Final Rank	6
Fastest Section Time (Section)	0:08.23 (Overall)
Top Speed [km/h] (Section)	67.6 (400m)
Race State	Finished



### Eagle Farm QLD Professional

Race 7: MAGIC MILLIONS VO ROGUE PLATE - 1300m

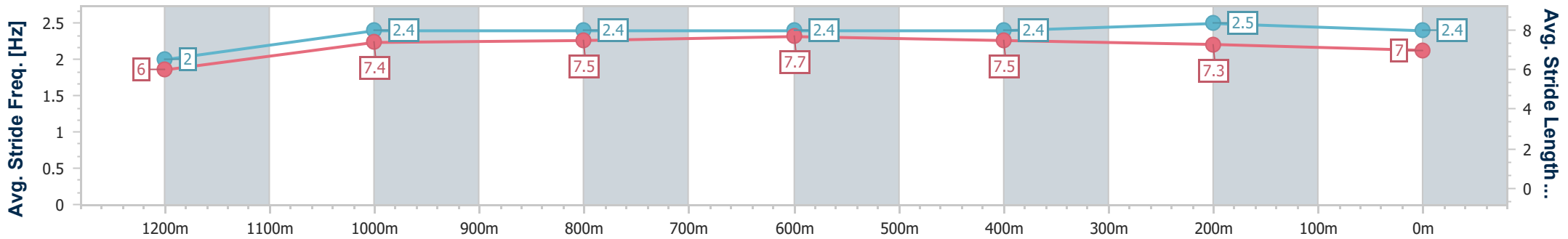
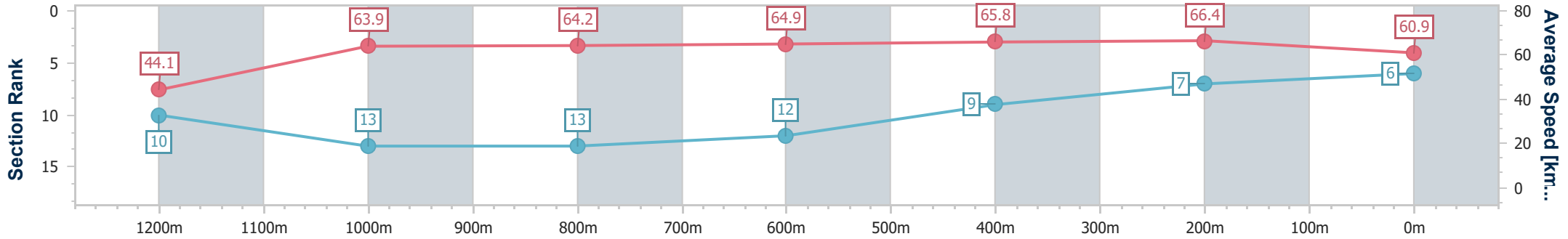
28 December 2024 - 15:53

Track Rating: Good 3, Weather: Fine, Rail Position: +6.5m 1000m-400m; +6m Remainder



BRISBANE RACING CLUB

Section	Overall	1200m	1000m	800m	600m	400m	200m
Section Times	1:15.55 [6] (0:08.23)	1:07.32 [10] (0:11.26)	0:56.06 [13] (0:11.35)	0:44.71 [13] (0:11.10)	0:33.61 [12] (0:10.96)	0:22.65 [9] (0:10.81)	0:11.84 [7] (0:11.84)
Average Speed [km/h]	44.1	63.9	64.2	64.9	65.8	66.4	60.9
Top Speed [km/h]	61.3	66.1	65.1	65.9	67.1	67.6	64.4
Avg. Dist. to Rail [m]	8.3	2.8	1.6	0.4	0.8	5.6	5.3
Avg. Stride Freq. [Hz]	2.0	2.4	2.4	2.4	2.4	2.5	2.4
Avg. Stride Length [m]	6.0	7.4	7.5	7.7	7.5	7.3	7.0



- [ ] Ranking at each section and finish
- .-.- No data available at this section
- NA No data available



Horse/Jockey Name	Boomtown Boss
Final Rank	7
Fastest Section Time (Section)	0:07.88 (Overall)
Top Speed [km/h] (Section)	68.8 (400m)
Race State	Finished



Eagle Farm QLD Professional

Race 7: MAGIC MILLIONS VO ROGUE PLATE - 1300m

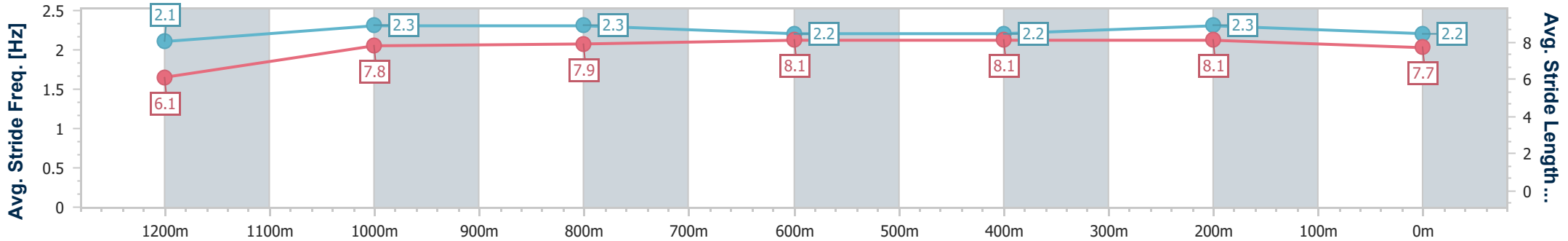
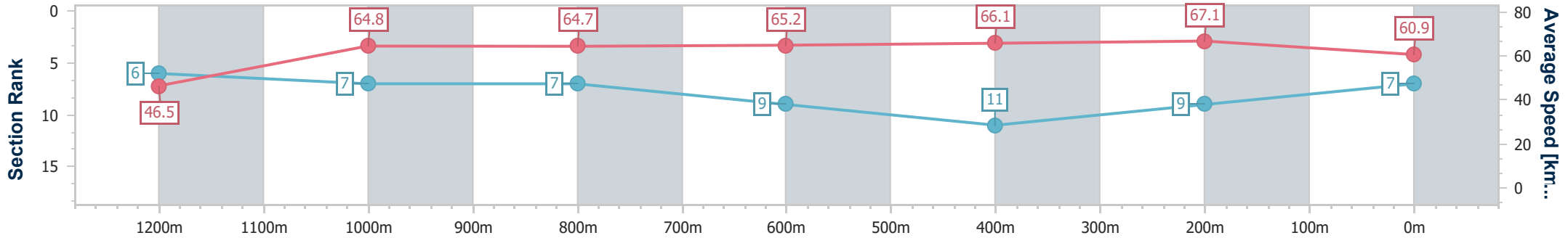
28 December 2024 - 15:53

Track Rating: Good 3, Weather: Fine, Rail Position: +6.5m 1000m-400m; +6m Remainder



BRISBANE RACING CLUB

Section	Overall	1200m	1000m	800m	600m	400m	200m
Section Times	1:15.56 [7] (0:07.88)	1:07.68 [6] (0:11.13)	0:56.55 [7] (0:11.47)	0:45.08 [7] (0:11.27)	0:33.81 [9] (0:11.23)	0:22.58 [11] (0:10.77)	0:11.81 [9] (0:11.81)
Average Speed [km/h]	46.5	64.8	64.7	65.2	66.1	67.1	60.9
Top Speed [km/h]	62.3	65.8	65.2	66.2	68.5	68.8	64.2
Avg. Dist. to Rail [m]	12.7	5.9	5.8	5.5	6.1	9.2	9.2
Avg. Stride Freq. [Hz]	2.1	2.3	2.3	2.2	2.2	2.3	2.2
Avg. Stride Length [m]	6.1	7.8	7.9	8.1	8.1	8.1	7.7



- [ ] Ranking at each section and finish
- .-.- No data available at this section
- NA No data available



Horse/Jockey Name	Superalloy
Final Rank	8
Fastest Section Time (Section)	0:07.81 (Overall)
Top Speed [km/h] (Section)	67.2 (1200m)
Race State	Finished



### Eagle Farm QLD Professional

Race 7: MAGIC MILLIONS VO ROGUE PLATE - 1300m

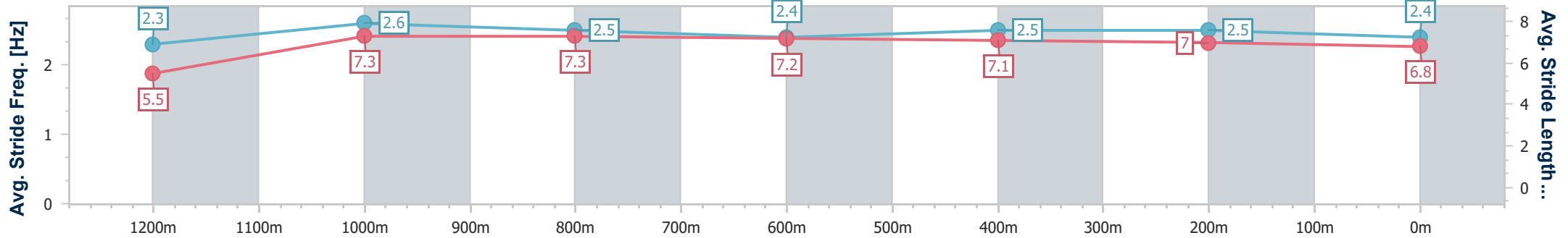
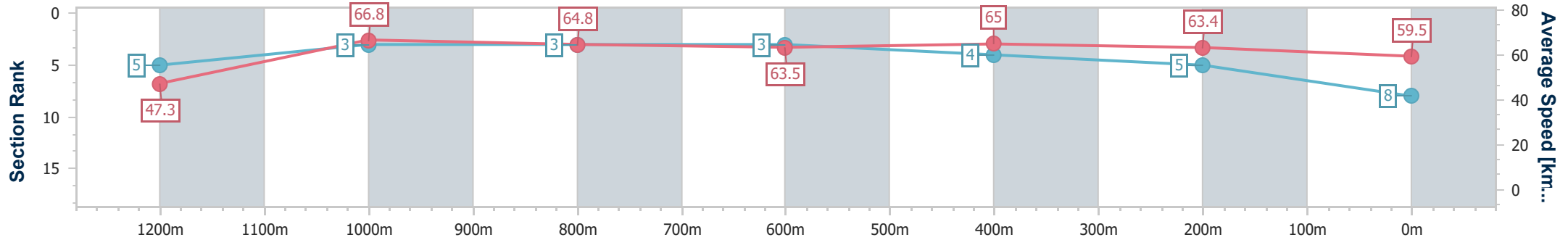
28 December 2024 - 15:53

Track Rating: Good 3, Weather: Fine, Rail Position: +6.5m 1000m-400m; +6m Remainder



BRISBANE RACING CLUB

Section	Overall	1200m	1000m	800m	600m	400m	200m
Section Times	1:15.77 [8] (0:07.81)	1:07.96 [5] (0:10.79)	0:57.17 [3] (0:11.18)	0:45.99 [3] (0:11.35)	0:34.64 [3] (0:11.21)	0:23.43 [4] (0:11.33)	0:12.10 [5] (0:12.10)
Average Speed [km/h]	47.3	66.8	64.8	63.5	65.0	63.4	59.5
Top Speed [km/h]	64.1	67.2	65.7	65.0	66.0	65.1	62.3
Avg. Dist. to Rail [m]	12.8	5.3	1.7	0.7	2.1	3.2	2.2
Avg. Stride Freq. [Hz]	2.3	2.6	2.5	2.4	2.5	2.5	2.4
Avg. Stride Length [m]	5.5	7.3	7.3	7.2	7.1	7.0	6.8



- [ ] Ranking at each section and finish
- .-.- No data available at this section
- NA No data available





Horse/Jockey Name	I'm Zac
Final Rank	9
Fastest Section Time (Section)	0:07.96 (Overall)
Top Speed [km/h] (Section)	68.1 (1200m)
Race State	Finished



### Eagle Farm QLD Professional

Race 7: MAGIC MILLIONS VO ROGUE PLATE - 1300m

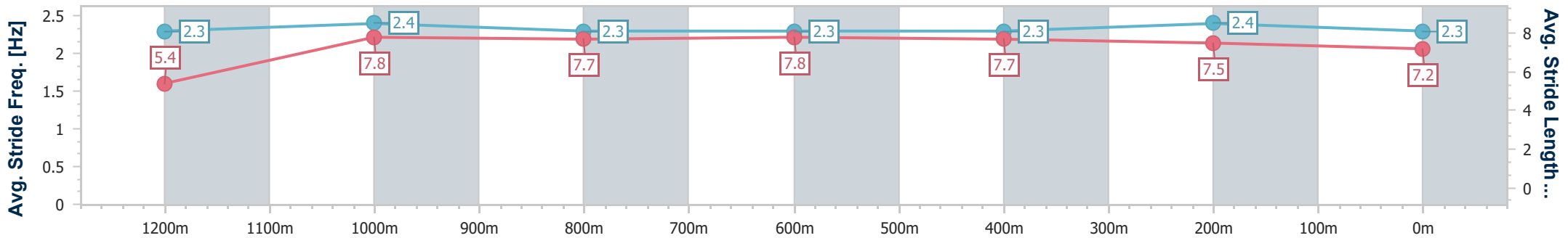
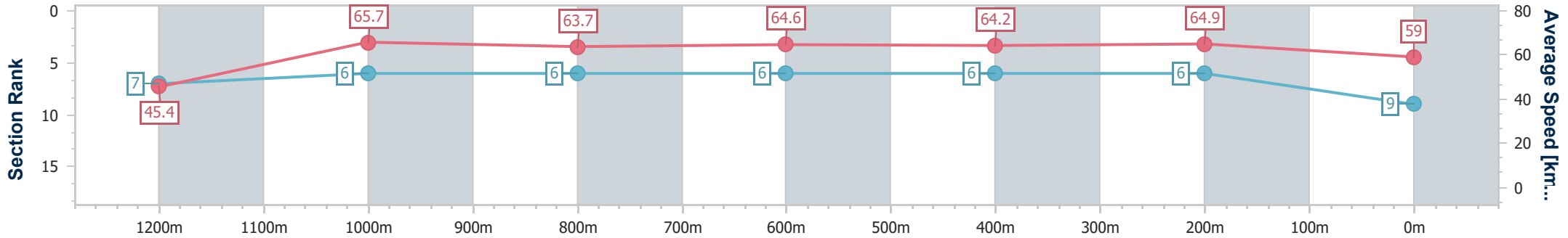
28 December 2024 - 15:53

Track Rating: Good 3, Weather: Fine, Rail Position: +6.5m 1000m-400m; +6m Remainder



BRISBANE RACING CLUB

Section	Overall	1200m	1000m	800m	600m	400m	200m
Section Times	1:15.90 [9] (0:07.96)	1:07.94 [7] (0:11.02)	0:56.92 [6] (0:11.34)	0:45.58 [6] (0:11.19)	0:34.39 [6] (0:11.12)	0:23.27 [6] (0:11.07)	0:12.20 [6] (0:12.20)
Average Speed [km/h]	45.4	65.7	63.7	64.6	64.2	64.9	59.0
Top Speed [km/h]	61.2	68.1	64.9	67.4	65.2	67.3	62.3
Avg. Dist. to Rail [m]	5.7	2.3	1.4	0.3	0.9	0.2	0.2
Avg. Stride Freq. [Hz]	2.3	2.4	2.3	2.3	2.3	2.4	2.3
Avg. Stride Length [m]	5.4	7.8	7.7	7.8	7.7	7.5	7.2



- [ ] Ranking at each section and finish
- .-.- No data available at this section
- NA No data available



Horse/Jockey Name	Bollinger Miss
Final Rank	10
Fastest Section Time (Section)	0:08.32 (Overall)
Top Speed [km/h] (Section)	67.0 (1200m)
Race State	Finished



### Eagle Farm QLD Professional

Race 7: MAGIC MILLIONS VO ROGUE PLATE - 1300m

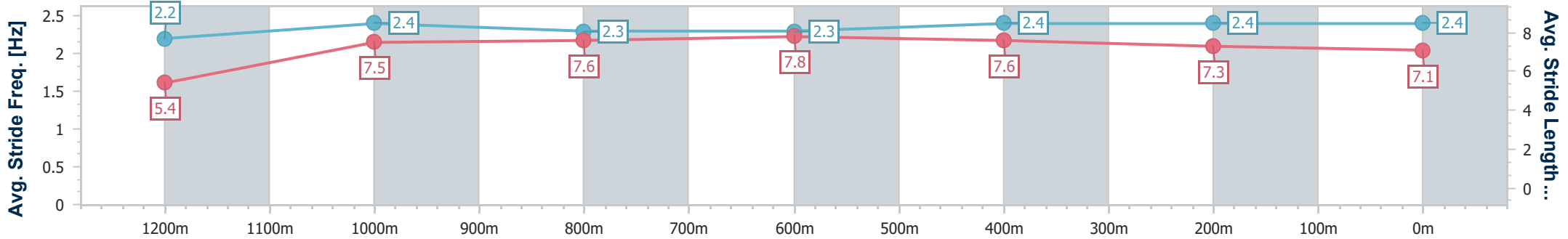
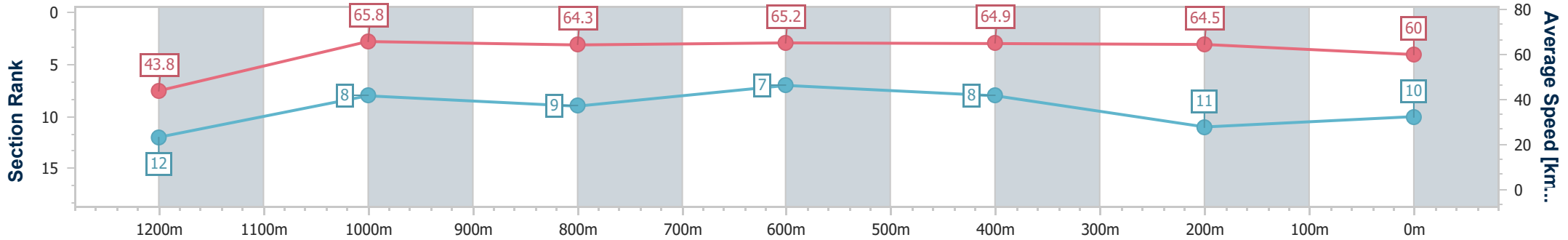
28 December 2024 - 15:53

Track Rating: Good 3, Weather: Fine, Rail Position: +6.5m 1000m-400m; +6m Remainder



BRISBANE RACING CLUB

Section	Overall	1200m	1000m	800m	600m	400m	200m
Section Times	1:15.93 [10] (0:08.32)	1:07.61 [12] (0:10.93)	0:56.68 [8] (0:11.30)	0:45.38 [9] (0:11.11)	0:34.27 [7] (0:11.11)	0:23.16 [8] (0:11.15)	0:12.01 [11] (0:12.01)
Average Speed [km/h]	43.8	65.8	64.3	65.2	64.9	64.5	60.0
Top Speed [km/h]	63.7	67.0	65.8	66.2	66.4	66.0	62.6
Avg. Dist. to Rail [m]	7.8	2.4	2.1	1.1	0.7	3.0	3.7
Avg. Stride Freq. [Hz]	2.2	2.4	2.3	2.3	2.4	2.4	2.4
Avg. Stride Length [m]	5.4	7.5	7.6	7.8	7.6	7.3	7.1



- [ ] Ranking at each section and finish
- .-.- No data available at this section
- NA No data available



Horse/Jockey Name	Break Free
Final Rank	11
Fastest Section Time (Section)	0:07.79 (Overall)
Top Speed [km/h] (Section)	68.5 (1200m)
Race State	Finished



Eagle Farm QLD Professional

Race 7: MAGIC MILLIONS VO ROGUE PLATE - 1300m

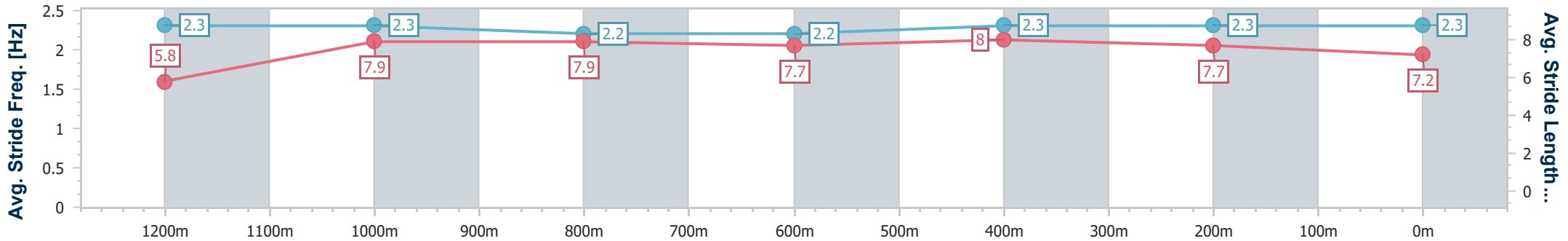
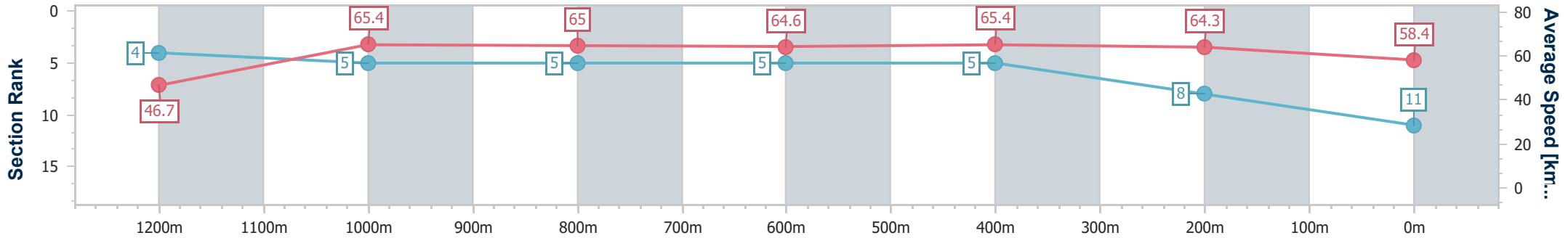
28 December 2024 - 15:53

Track Rating: Good 3, Weather: Fine, Rail Position: +6.5m 1000m-400m; +6m Remainder



BRISBANE RACING CLUB

Section	Overall	1200m	1000m	800m	600m	400m	200m
Section Times	1:16.05 [11] (0:07.79)	1:08.26 [4] (0:11.02)	0:57.24 [5] (0:11.28)	0:45.96 [5] (0:11.29)	0:34.67 [5] (0:11.15)	0:23.52 [5] (0:11.20)	0:12.32 [8] (0:12.32)
Average Speed [km/h]	46.7	65.4	65.0	64.6	65.4	64.3	58.4
Top Speed [km/h]	63.8	68.5	65.4	65.0	66.3	65.9	61.7
Avg. Dist. to Rail [m]	10.6	3.9	3.6	2.9	2.6	7.5	7.8
Avg. Stride Freq. [Hz]	2.3	2.3	2.2	2.2	2.3	2.3	2.3
Avg. Stride Length [m]	5.8	7.9	7.9	7.7	8.0	7.7	7.2



- [ ] Ranking at each section and finish
- .-.- No data available at this section
- NA No data available



Horse/Jockey Name	Mister Bianco
Final Rank	12
Fastest Section Time (Section)	0:08.23 (Overall)
Top Speed [km/h] (Section)	68.3 (600m)
Race State	Finished



### Eagle Farm QLD Professional

Race 7: MAGIC MILLIONS VO ROGUE PLATE - 1300m

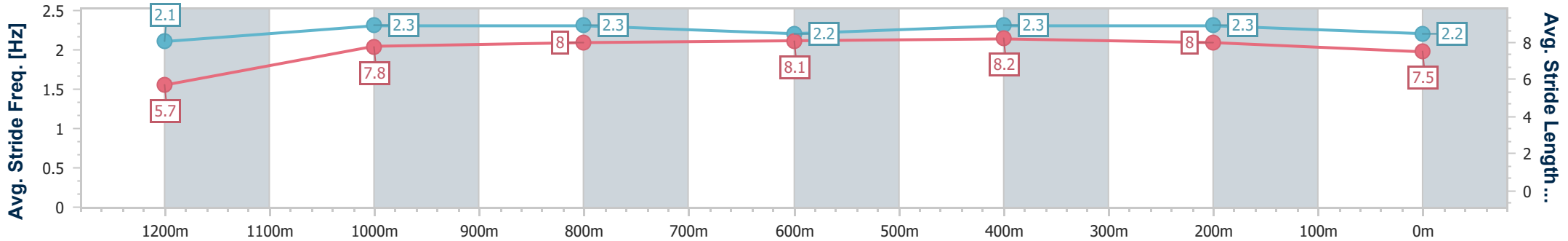
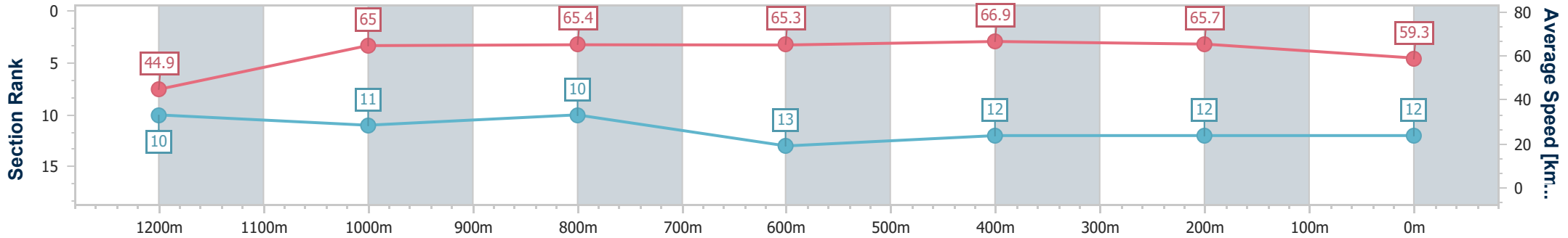
28 December 2024 - 15:53

Track Rating: Good 3, Weather: Fine, Rail Position: +6.5m 1000m-400m; +6m Remainder



BRISBANE RACING CLUB

Section	Overall	1200m	1000m	800m	600m	400m	200m
Section Times	1:16.09 [12] (0:08.23)	1:07.86 [10] (0:11.10)	0:56.76 [11] (0:11.30)	0:45.46 [10] (0:11.34)	0:34.12 [13] (0:11.02)	0:23.10 [12] (0:10.97)	0:12.13 [12] (0:12.13)
Average Speed [km/h]	44.9	65.0	65.4	65.3	66.9	65.7	59.3
Top Speed [km/h]	62.1	66.4	66.4	65.6	68.3	67.6	63.0
Avg. Dist. to Rail [m]	14.0	4.7	5.7	5.5	5.2	12.0	11.5
Avg. Stride Freq. [Hz]	2.1	2.3	2.3	2.2	2.3	2.3	2.2
Avg. Stride Length [m]	5.7	7.8	8.0	8.1	8.2	8.0	7.5



- [ ] Ranking at each section and finish
- .-.- No data available at this section
- NA No data available



Horse/Jockey Name	Sujeed
Final Rank	13
Fastest Section Time (Section)	0:08.04 (Overall)
Top Speed [km/h] (Section)	65.4 (400m)
Race State	Finished



### Eagle Farm QLD Professional

Race 7: MAGIC MILLIONS VO ROGUE PLATE - 1300m

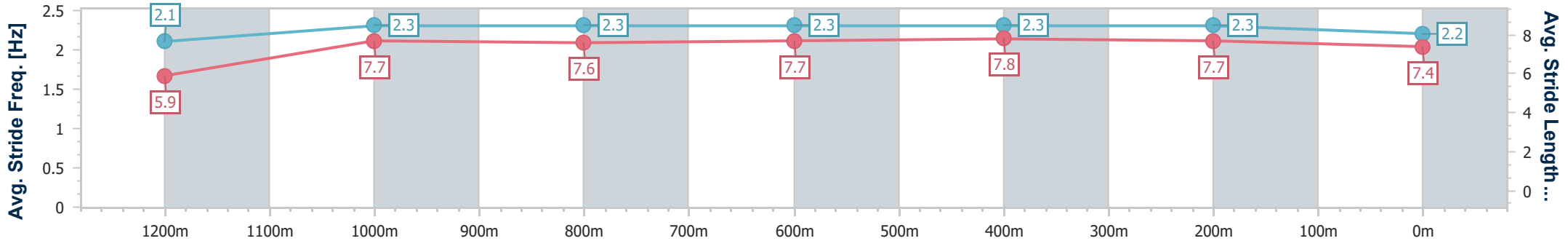
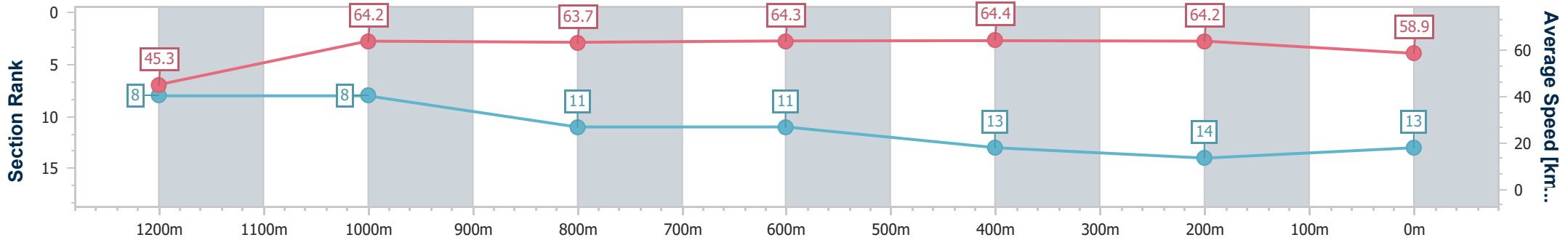
28 December 2024 - 15:53

Track Rating: Good 3, Weather: Fine, Rail Position: +6.5m 1000m-400m; +6m Remainder



BRISBANE RACING CLUB

Section	Overall	1200m	1000m	800m	600m	400m	200m
Section Times	1:16.58 [13] (0:08.04)	1:08.54 [8] (0:11.21)	0:57.33 [8] (0:11.46)	0:45.87 [11] (0:11.23)	0:34.64 [11] (0:11.19)	0:23.45 [13] (0:11.21)	0:12.24 [14] (0:12.24)
Average Speed [km/h]	45.3	64.2	63.7	64.3	64.4	64.2	58.9
Top Speed [km/h]	61.7	65.2	64.2	64.9	65.2	65.4	62.7
Avg. Dist. to Rail [m]	7.9	3.2	2.4	0.6	1.2	5.6	5.4
Avg. Stride Freq. [Hz]	2.1	2.3	2.3	2.3	2.3	2.3	2.2
Avg. Stride Length [m]	5.9	7.7	7.6	7.7	7.8	7.7	7.4



- [ ] Ranking at each section and finish
- .-.- No data available at this section
- NA No data available



Horse/Jockey Name	Raikkonen
Final Rank	14
Fastest Section Time (Section)	0:08.65 (Overall)
Top Speed [km/h] (Section)	70.1 (1200m)
Race State	Finished



### Eagle Farm QLD Professional

Race 7: MAGIC MILLIONS VO ROGUE PLATE - 1300m

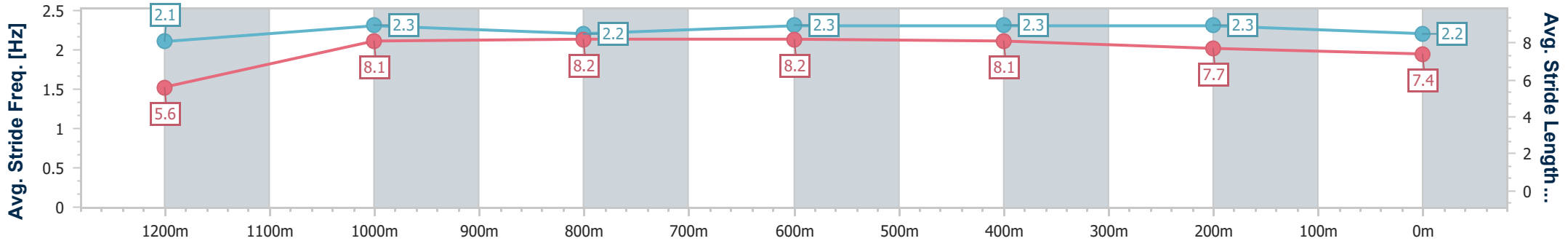
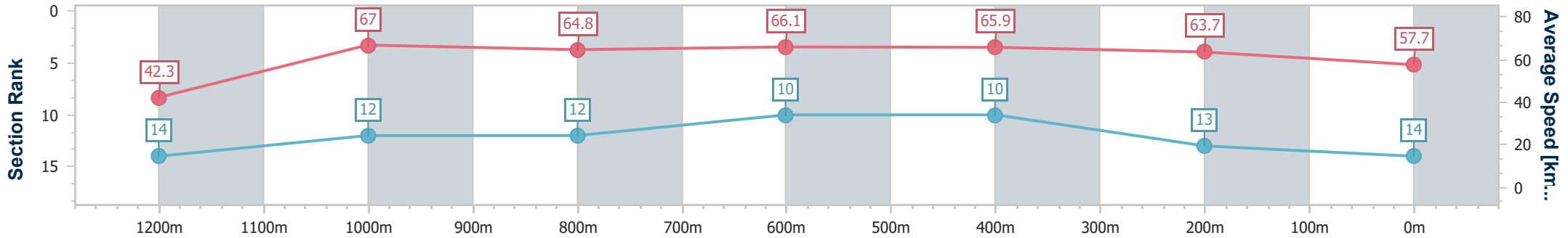
28 December 2024 - 15:53

Track Rating: Good 3, Weather: Fine, Rail Position: +6.5m 1000m-400m; +6m Remainder



BRISBANE RACING CLUB

Section	Overall	1200m	1000m	800m	600m	400m	200m
Section Times	1:16.80 [14] (0:08.65)	1:08.15 [14] (0:10.80)	0:57.35 [12] (0:11.38)	0:45.97 [12] (0:11.04)	0:34.93 [10] (0:11.09)	0:23.84 [10] (0:11.33)	0:12.51 [13] (0:12.51)
Average Speed [km/h]	42.3	67.0	64.8	66.1	65.9	63.7	57.7
Top Speed [km/h]	61.5	70.1	67.4	67.4	66.5	66.2	66.5
Avg. Dist. to Rail [m]	13.0	5.6	5.1	3.3	2.9	8.8	7.9
Avg. Stride Freq. [Hz]	2.1	2.3	2.2	2.3	2.3	2.3	2.2
Avg. Stride Length [m]	5.6	8.1	8.2	8.2	8.1	7.7	7.4



- [ ] Ranking at each section and finish
- .-.- No data available at this section
- NA No data available



# Eagle Farm QLD Professional

## Race 8: MAGIC MILLIONS BUFFERING - 1400m

28 December 2024 - 16:33



BRISBANE  
RACING CLUB

Track Rating: Good 3, Weather: Fine, Rail Position: +6.5m 1000m-400m; +6m Remainder

Section												Last 600m	
Field Times		Overall	1200m	1000m	800m	600m	400m						
		1:21.09 (0:13.58)	1:07.51 (0:10.83)	0:56.68 (0:11.37)	0:45.31 (0:11.49)	0:33.82 (0:11.18)	0:22.64 (0:11.00)						0:33.82
Rank	TAB Horse/Jockey	Barrier	Top Speed [km/h]	Fastest Section								Distance Travelled [m]	
1	12 <b>TRANSATLANTIC</b> Ryan Maloney	9	68.1 400m	0:10.75 400m	1:21.09 [1] (0:13.70)	1:07.39 [4] (0:10.95)	0:56.44 [4] (0:11.35)	0:45.09 [4] (0:11.53)	0:33.56 [4] (0:11.17)	0:22.39 [3] (0:10.75)	0:33.56		
2	1 <b>ROBUSTO</b> Joshua Parr	12	67.2 1200m	0:10.86 1200m	1:21.28 [2] (0:13.64)	1:07.64 [2] (0:10.86)	0:56.78 [2] (0:11.42)	0:45.36 [2] (0:11.51)	0:33.85 [2] (0:11.11)	0:22.74 [2] (0:10.91)	0:33.85 -8		
3	2 <b>CIFRADO</b> Boris Thornton	2	67.2 600m	0:10.88 400m	1:21.36 [3] (0:13.95)	1:07.41 [6] (0:11.08)	0:56.33 [6] (0:11.39)	0:44.94 [6] (0:11.41)	0:33.53 [5] (0:11.09)	0:22.44 [5] (0:10.88)	0:33.53 -10		
4	4 <b>ROTHFIRE</b> Bailey Wheeler	5	67.6 Overall	0:10.83 1200m	1:21.76 [4] (0:13.58)	1:08.18 [1] (0:10.83)	0:57.35 [1] (0:11.37)	0:45.98 [1] (0:11.49)	0:34.49 [1] (0:11.18)	0:23.31 [1] (0:11.09)	0:34.49 -8		
5	5 <b>STRAIT ACER</b> Michael Rodd	3	66.8 400m	0:10.91 400m	1:21.84 [5] (0:14.12)	1:07.72 [7] (0:11.08)	0:56.64 [9] (0:11.29)	0:45.35 [9] (0:11.44)	0:33.91 [9] (0:11.30)	0:22.61 [9] (0:10.91)	0:33.91 -8		
6	7 <b>CONTEMPORARY</b> Angela Jones	11	68.4 400m	0:10.87 400m	1:21.86 [6] (0:14.15)	1:07.71 [9] (0:10.94)	0:56.77 [8] (0:11.34)	0:45.43 [7] (0:11.41)	0:34.02 [6] (0:11.14)	0:22.88 [6] (0:10.87)	0:34.02 -4		
7	3 <b>TAMERLANE</b> Jason Collett	1	66.8 1200m	0:10.96 1200m	1:21.96 [7] (0:13.67)	1:08.29 [3] (0:10.96)	0:57.33 [3] (0:11.33)	0:46.00 [3] (0:11.52)	0:34.48 [3] (0:11.30)	0:23.18 [4] (0:11.17)	0:34.48 -6		
8	8 <b>MILLANE</b> Vlad Duric	6	67.4 400m	0:10.84 400m	1:22.07 [8] (0:14.63)	1:07.44 [12] (0:10.93)	0:56.51 [12] (0:11.18)	0:45.33 [11] (0:11.46)	0:33.87 [12] (0:11.24)	0:22.63 [12] (0:10.84)	0:33.87 -5		
9	10 <b>THE DROVER</b> Nikita Beriman	4	67.6 Overall	0:10.95 1200m	1:22.09 [9] (0:14.14)	1:07.95 [8] (0:10.95)	0:57.00 [7] (0:11.36)	0:45.64 [8] (0:11.39)	0:34.25 [7] (0:11.35)	0:22.90 [8] (0:11.06)	0:34.25 -4		
10	9 <b>ZOOLOGY</b> Chad Schofield	8	67.1 1200m	0:10.97 1200m	1:22.20 [10] (0:14.32)	1:07.88 [10] (0:10.97)	0:56.91 [10] (0:11.24)	0:45.67 [10] (0:11.36)	0:34.31 [8] (0:11.35)	0:22.96 [10] (0:11.00)	0:34.31 -2		

Scratched: Ovidius (#11)

Report Created: Sat 28 December 2024 16:59 GMT (Note: Timing is based on position data)

Page 1/16

[ ] Ranking at each section and finish  
 -:-:- No data available at this section  
 NA No data available

SCN Saddle cloth number  
 DNF Did not finish  
 DNT Did not track

data processed by TRIPLESDATA



# Eagle Farm QLD Professional

## Race 8: MAGIC MILLIONS BUFFERING - 1400m

28 December 2024 - 16:33



BRISBANE  
RACING CLUB

Track Rating: Good 3, Weather: Fine, Rail Position: +6.5m 1000m-400m; +6m Remainder

Section		Overall	1200m	1000m	800m	600m	400m	Last 600m				
Field Times		1:21.09 (0:13.58)	1:07.51 (0:10.83)	0:56.68 (0:11.37)	0:45.31 (0:11.49)	0:33.82 (0:11.18)	0:22.64 (0:11.00)	0:33.82				
Rank	TAB Horse/Jockey	Barrier	Top Speed [km/h]	Fastest Section					Distance Travelled [m]			
11	13 TRIFLING Robbie Dolan	7	66.9 1200m	0:11.04 1200m	1:22.75 [11] (0:13.88)	1:08.87 [5] (0:11.04)	0:57.83 [5] (0:11.44)	0:46.39 [5] (0:11.61)	0:34.78 [10] (0:11.17)	0:23.61 [7] (0:11.23)	0:34.78	+0
12	6 UCALLEDIT Andrew Mallyon	10	67.1 400m	0:10.97 1200m	1:22.78 [12] (0:14.57)	1:08.21 [11] (0:10.97)	0:57.24 [11] (0:11.26)	0:45.98 [12] (0:11.26)	0:34.72 [11] (0:11.32)	0:23.40 [11] (0:11.11)	0:34.72	-1

Scratched: Ovidius (#11)





# Eagle Farm QLD Professional

## Race 8: MAGIC MILLIONS BUFFERING - 1400m

28 December 2024 - 16:33



BRISBANE  
RACING CLUB

Track Rating: Good 3, Weather: Fine, Rail Position: +6.5m 1000m-400m; +6m Remainder

Section							200m			Last 600m	
Field Times							0:11.64			0:33.82	
							(0:11.64)				
Rank	TAB	Horse/Jockey	Barrier	Top Speed [km/h]	Fastest Section	Margin				Distance Travelled [m]	
1	12	<b>TRANSATLANTIC</b> Ryan Maloney	9	68.1 400m	0:10.75 400m	0:11.64 [2] (0:11.64)	1:21.09			0:33.56	
2	1	<b>ROBUSTO</b> Joshua Parr	12	67.2 1200m	0:10.86 1200m	0:11.83 [1] (0:11.83)	1.08L			0:33.85	-8
3	2	<b>CIFRADO</b> Boris Thornton	2	67.2 600m	0:10.88 400m	0:11.56 [4] (0:11.56)	1.57L			0:33.53	-10
4	4	<b>ROTHFIRE</b> Bailey Wheeler	5	67.6 Overall	0:10.83 1200m	0:12.22 [3] (0:12.22)	3.91L			0:34.49	-8
5	5	<b>STRAIT ACER</b> Michael Rodd	3	66.8 400m	0:10.91 400m	0:11.70 [7] (0:11.70)	4.4L			0:33.91	-8
6	7	<b>CONTEMPORARY</b> Angela Jones	11	68.4 400m	0:10.87 400m	0:12.01 [5] (0:12.01)	4.49L			0:34.02	-4
7	3	<b>TAMERLANE</b> Jason Collett	1	66.8 1200m	0:10.96 1200m	0:12.01 [6] (0:12.01)	5.11L			0:34.48	-6
8	8	<b>MILLANE</b> Vlad Duric	6	67.4 400m	0:10.84 400m	0:11.79 [10] (0:11.79)	5.76L			0:33.87	-5
9	10	<b>THE DROVER</b> Nikita Beriman	4	67.6 Overall	0:10.95 1200m	0:11.84 [9] (0:11.84)	5.87L			0:34.25	-4
10	9	<b>ZOOLOGY</b> Chad Schofield	8	67.1 1200m	0:10.97 1200m	0:11.96 [8] (0:11.96)	6.49L			0:34.31	-2

Scratched: Ovidius (#11)

Report Created: Sat 28 December 2024 16:59 GMT (Note: Timing is based on position data)

Page 3/16

[ ] Ranking at each section and finish  
 -:-:- No data available at this section  
 NA No data available

SCN Saddle cloth number  
 DNF Did not finish  
 DNT Did not track

data processed by TRIPLES DATA



**Eagle Farm QLD Professional**  
**Race 8: MAGIC MILLIONS BUFFERING - 1400m**  
**28 December 2024 - 16:33**



Track Rating: Good 3, Weather: Fine, Rail Position: +6.5m 1000m-400m; +6m Remainder

Section				200m				Last 600m		
Field Times				0:11.64 (0:11.64)				0:33.82		
Rank	TAB	Horse/Jockey	Barrier	Top Speed [km/h]	Fastest Section	Margin			Distance Travelled [m]	
11	13	<b>TRIFLING</b>	7	66.9	0:11.04	0:12.38 [11]	9.76L		0:34.78	+0
		Robbie Dolan		1200m	1200m	(0:12.38)				
12	6	<b>UCALLEDIT</b>	10	67.1	0:10.97	0:12.29 [12]	9.94L		0:34.72	-1
		Andrew Mallyon		400m	1200m	(0:12.29)				

Scratched: Ovidius (#11)

[ ] Ranking at each section and finish  
 -:-:-:- No data available at this section  
 NA No data available

SCN Saddle cloth number  
 DNF Did not finish  
 DNT Did not track



Horse/Jockey Name	Transatlantic
Final Rank	1
Fastest Section Time (Section)	0:10.75 (400m)
Top Speed [km/h] (Section)	68.1 (400m)
Race State	Finished



### Eagle Farm QLD Professional

Race 8: MAGIC MILLIONS BUFFERING - 1400m

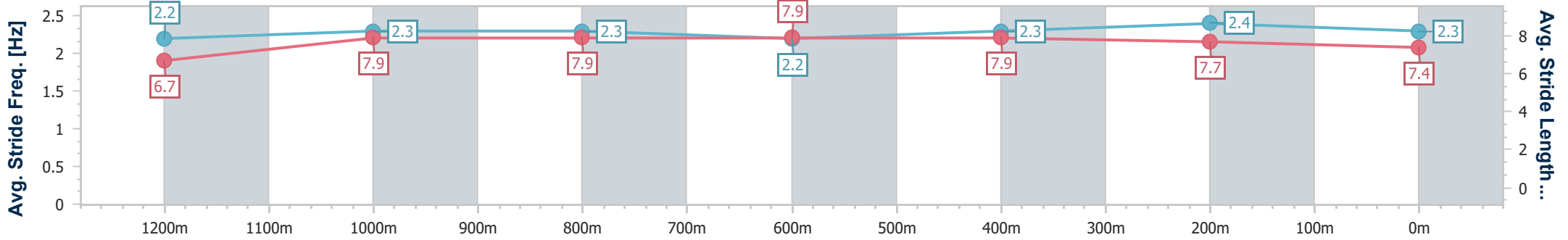
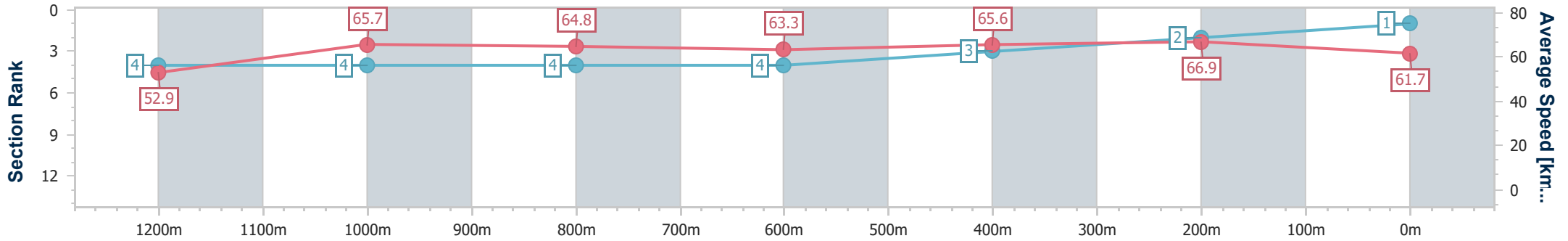
28 December 2024 - 16:33

Track Rating: Good 3, Weather: Fine, Rail Position: +6.5m 1000m-400m; +6m Remainder



BRISBANE RACING CLUB

Section	Overall	1200m	1000m	800m	600m	400m	200m
Section Times	1:21.09 [1] (0:13.70)	1:07.39 [4] (0:10.95)	0:56.44 [4] (0:11.35)	0:45.09 [4] (0:11.53)	0:33.56 [4] (0:11.17)	0:22.39 [3] (0:10.75)	0:11.64 [2] (0:11.64)
Average Speed [km/h]	52.9	65.7	64.8	63.3	65.6	66.9	61.7
Top Speed [km/h]	65.7	67.1	65.5	64.1	68.1	68.1	65.2
Avg. Dist. to Rail [m]	7.2	2.9	3.9	3.8	2.9	6.0	6.9
Avg. Stride Freq. [Hz]	2.2	2.3	2.3	2.2	2.3	2.4	2.3
Avg. Stride Length [m]	6.7	7.9	7.9	7.9	7.9	7.7	7.4



- [ ] Ranking at each section and finish
- .-.- No data available at this section
- NA No data available



Horse/Jockey Name	Robusto
Final Rank	2
Fastest Section Time (Section)	0:10.86 (1200m)
Top Speed [km/h] (Section)	67.2 (1200m)
Race State	Finished



### Eagle Farm QLD Professional

Race 8: MAGIC MILLIONS BUFFERING - 1400m

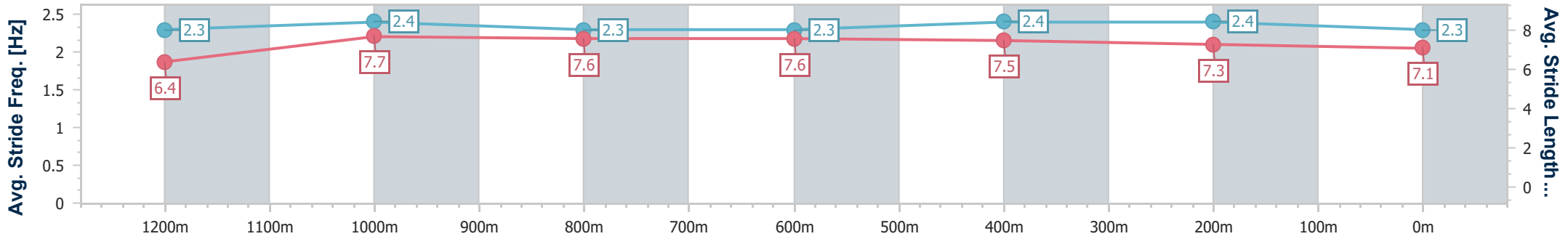
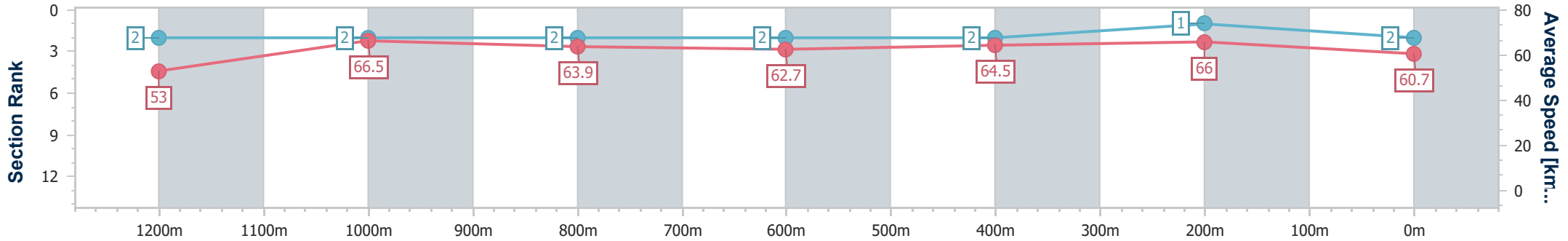
28 December 2024 - 16:33

Track Rating: Good 3, Weather: Fine, Rail Position: +6.5m 1000m-400m; +6m Remainder



BRISBANE RACING CLUB

Section	Overall	1200m	1000m	800m	600m	400m	200m
Section Times	1:21.28 [2] (0:13.64)	1:07.64 [2] (0:10.86)	0:56.78 [2] (0:11.42)	0:45.36 [2] (0:11.51)	0:33.85 [2] (0:11.11)	0:22.74 [2] (0:10.91)	0:11.83 [1] (0:11.83)
Average Speed [km/h]	53.0	66.5	63.9	62.7	64.5	66.0	60.7
Top Speed [km/h]	67.0	67.2	65.0	63.6	66.9	67.0	64.2
Avg. Dist. to Rail [m]	10.1	4.0	2.3	0.7	0.9	2.6	4.7
Avg. Stride Freq. [Hz]	2.3	2.4	2.3	2.3	2.4	2.4	2.3
Avg. Stride Length [m]	6.4	7.7	7.6	7.6	7.5	7.3	7.1



- [ ] Ranking at each section and finish
- .-.-.- No data available at this section
- NA No data available



Horse/Jockey Name	Cifrado
Final Rank	3
Fastest Section Time (Section)	0:10.88 (400m)
Top Speed [km/h] (Section)	67.2 (600m)
Race State	Finished



### Eagle Farm QLD Professional

Race 8: MAGIC MILLIONS BUFFERING - 1400m

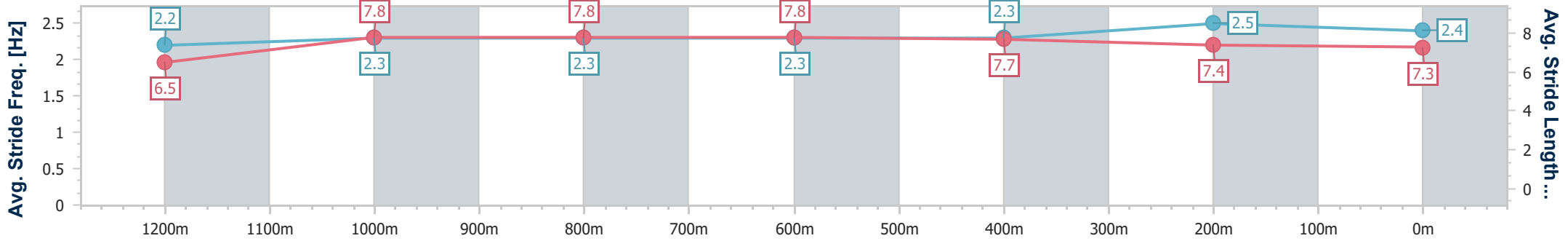
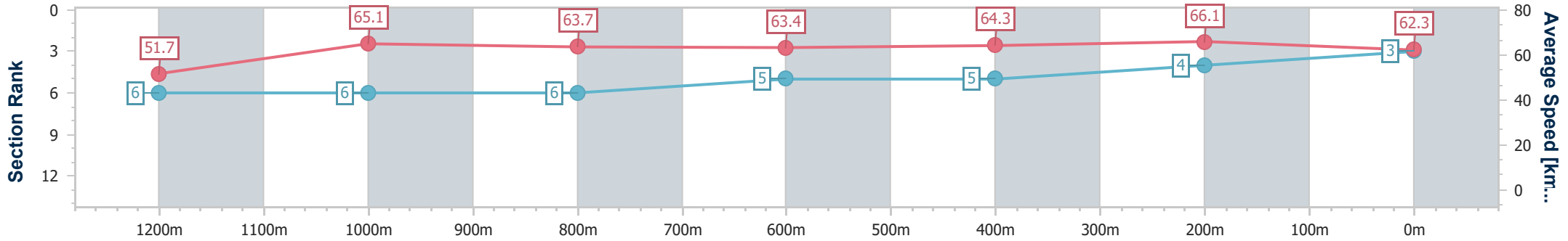
28 December 2024 - 16:33

Track Rating: Good 3, Weather: Fine, Rail Position: +6.5m 1000m-400m; +6m Remainder



BRISBANE RACING CLUB

Section	Overall	1200m	1000m	800m	600m	400m	200m
Section Times	1:21.36 [3] (0:13.95)	1:07.41 [6] (0:11.08)	0:56.33 [6] (0:11.39)	0:44.94 [6] (0:11.41)	0:33.53 [5] (0:11.09)	0:22.44 [5] (0:10.88)	0:11.56 [4] (0:11.56)
Average Speed [km/h]	51.7	65.1	63.7	63.4	64.3	66.1	62.3
Top Speed [km/h]	64.8	65.8	64.3	63.9	67.2	67.1	64.8
Avg. Dist. to Rail [m]	4.5	2.0	1.6	0.7	1.6	0.7	0.7
Avg. Stride Freq. [Hz]	2.2	2.3	2.3	2.3	2.3	2.5	2.4
Avg. Stride Length [m]	6.5	7.8	7.8	7.8	7.7	7.4	7.3



- [ ] Ranking at each section and finish
- .-.- No data available at this section
- NA No data available



Horse/Jockey Name	Rothfire
Final Rank	4
Fastest Section Time (Section)	0:10.83 (1200m)
Top Speed [km/h] (Section)	67.6 (Overall)
Race State	Finished



### Eagle Farm QLD Professional

Race 8: MAGIC MILLIONS BUFFERING - 1400m

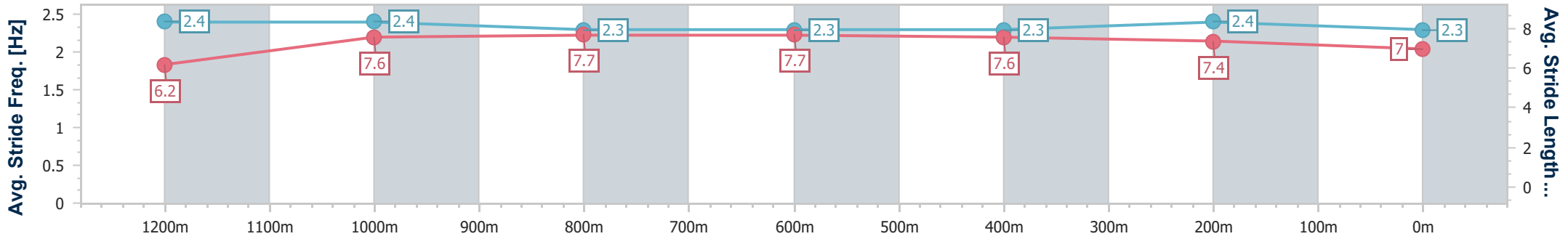
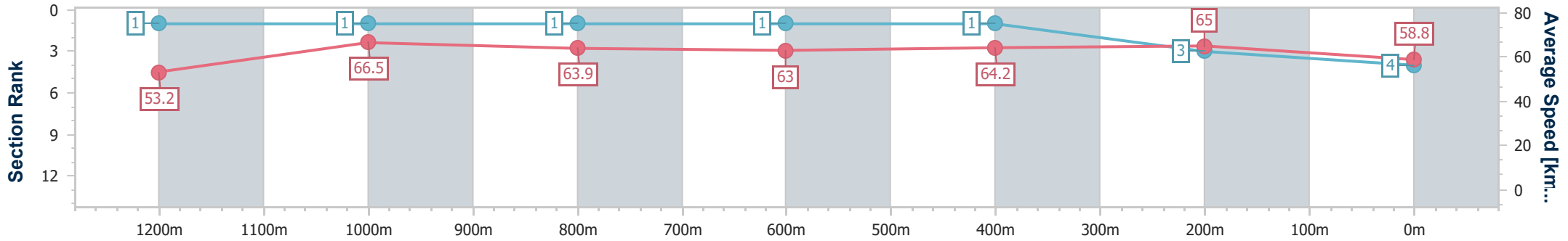
28 December 2024 - 16:33

Track Rating: Good 3, Weather: Fine, Rail Position: +6.5m 1000m-400m; +6m Remainder



BRISBANE RACING CLUB

Section	Overall	1200m	1000m	800m	600m	400m	200m
Section Times	1:21.76 [4] (0:13.58)	1:08.18 [1] (0:10.83)	0:57.35 [1] (0:11.37)	0:45.98 [1] (0:11.49)	0:34.49 [1] (0:11.18)	0:23.31 [1] (0:11.09)	0:12.22 [3] (0:12.22)
Average Speed [km/h]	53.2	66.5	63.9	63.0	64.2	65.0	58.8
Top Speed [km/h]	67.6	67.5	65.8	63.8	66.1	65.9	63.0
Avg. Dist. to Rail [m]	4.9	2.3	1.6	0.9	0.4	1.0	0.8
Avg. Stride Freq. [Hz]	2.4	2.4	2.3	2.3	2.3	2.4	2.3
Avg. Stride Length [m]	6.2	7.6	7.7	7.7	7.6	7.4	7.0



- [ ] Ranking at each section and finish
- .-.- No data available at this section
- NA No data available



Horse/Jockey Name	Strait Acer
Final Rank	5
Fastest Section Time (Section)	0:10.91 (400m)
Top Speed [km/h] (Section)	66.8 (400m)
Race State	Finished



### Eagle Farm QLD Professional

Race 8: MAGIC MILLIONS BUFFERING - 1400m

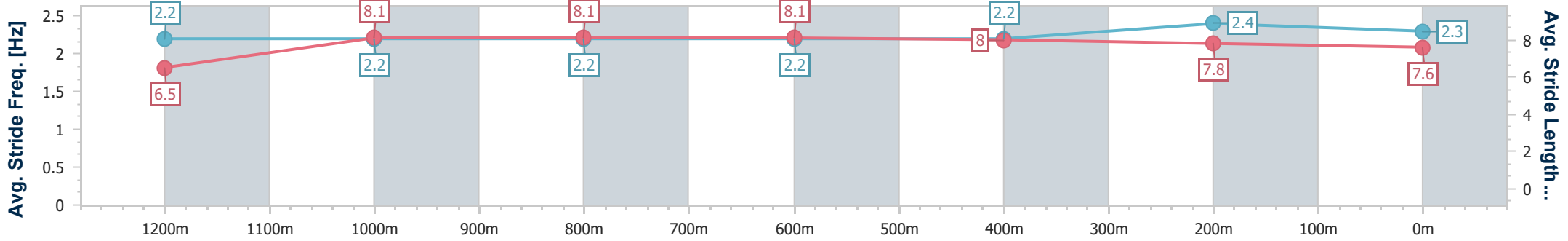
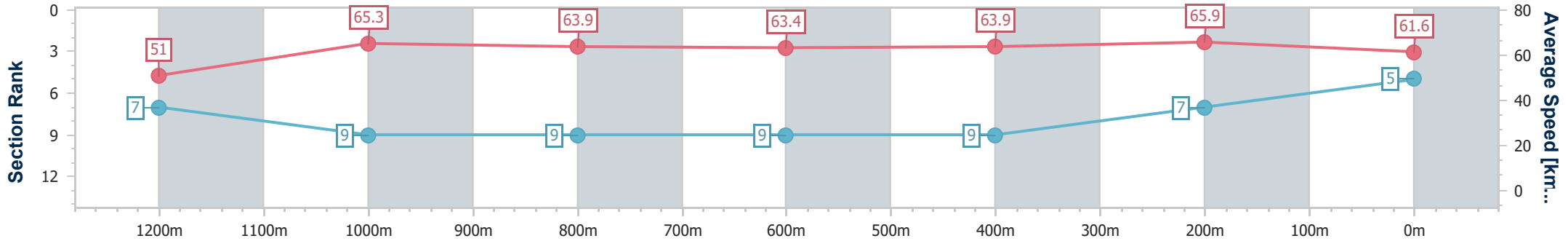
28 December 2024 - 16:33

Track Rating: Good 3, Weather: Fine, Rail Position: +6.5m 1000m-400m; +6m Remainder



BRISBANE RACING CLUB

Section	Overall	1200m	1000m	800m	600m	400m	200m
Section Times	1:21.84 [5] (0:14.12)	1:07.72 [7] (0:11.08)	0:56.64 [9] (0:11.29)	0:45.35 [9] (0:11.44)	0:33.91 [9] (0:11.30)	0:22.61 [9] (0:10.91)	0:11.70 [7] (0:11.70)
Average Speed [km/h]	51.0	65.3	63.9	63.4	63.9	65.9	61.6
Top Speed [km/h]	65.6	66.0	64.8	65.1	65.7	66.8	64.7
Avg. Dist. to Rail [m]	3.4	1.2	1.3	1.4	0.6	2.9	5.3
Avg. Stride Freq. [Hz]	2.2	2.2	2.2	2.2	2.2	2.4	2.3
Avg. Stride Length [m]	6.5	8.1	8.1	8.1	8.0	7.8	7.6



- [ ] Ranking at each section and finish
- .-.- No data available at this section
- NA No data available



Horse/Jockey Name	Contemporary
Final Rank	6
Fastest Section Time (Section)	0:10.87 (400m)
Top Speed [km/h] (Section)	68.4 (400m)
Race State	Finished



### Eagle Farm QLD Professional

Race 8: MAGIC MILLIONS BUFFERING - 1400m

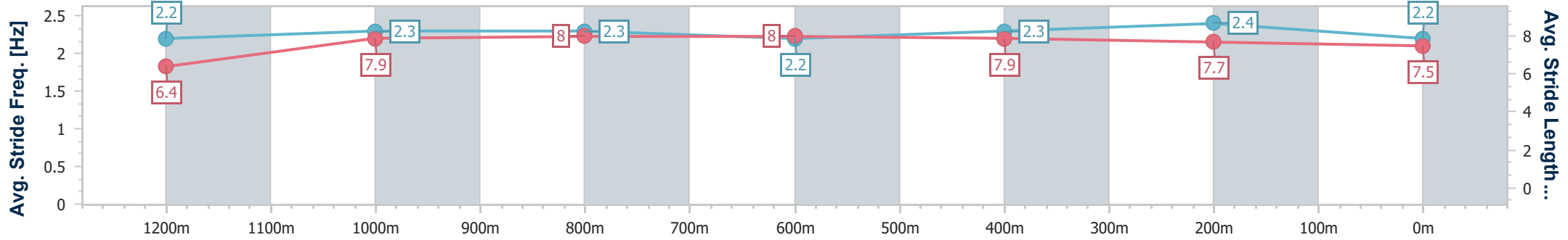
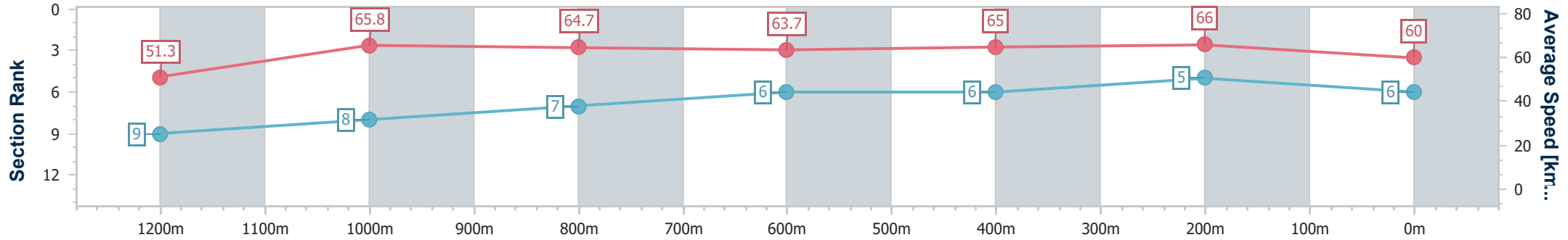
28 December 2024 - 16:33

Track Rating: Good 3, Weather: Fine, Rail Position: +6.5m 1000m-400m; +6m Remainder



BRISBANE RACING CLUB

Section	Overall	1200m	1000m	800m	600m	400m	200m
Section Times	1:21.86 [6] (0:14.15)	1:07.71 [9] (0:10.94)	0:56.77 [8] (0:11.34)	0:45.43 [7] (0:11.41)	0:34.02 [6] (0:11.14)	0:22.88 [6] (0:10.87)	0:12.01 [5] (0:12.01)
Average Speed [km/h]	51.3	65.8	64.7	63.7	65.0	66.0	60.0
Top Speed [km/h]	67.1	68.0	65.2	64.5	67.5	68.4	63.7
Avg. Dist. to Rail [m]	8.0	4.0	3.6	2.0	0.7	4.5	5.1
Avg. Stride Freq. [Hz]	2.2	2.3	2.3	2.2	2.3	2.4	2.2
Avg. Stride Length [m]	6.4	7.9	8.0	8.0	7.9	7.7	7.5



- [ ] Ranking at each section and finish
- .-.- No data available at this section
- NA No data available





Horse/Jockey Name	Tamerlane
Final Rank	7
Fastest Section Time (Section)	0:10.96 (1200m)
Top Speed [km/h] (Section)	66.8 (1200m)
Race State	Finished



### Eagle Farm QLD Professional

Race 8: MAGIC MILLIONS BUFFERING - 1400m

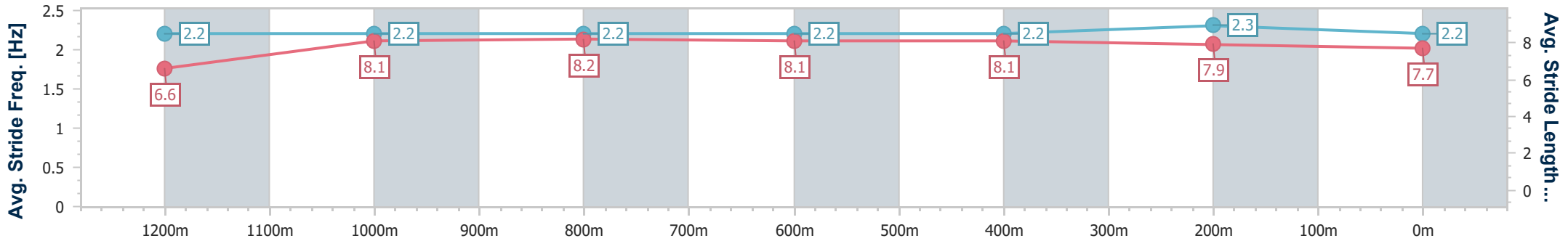
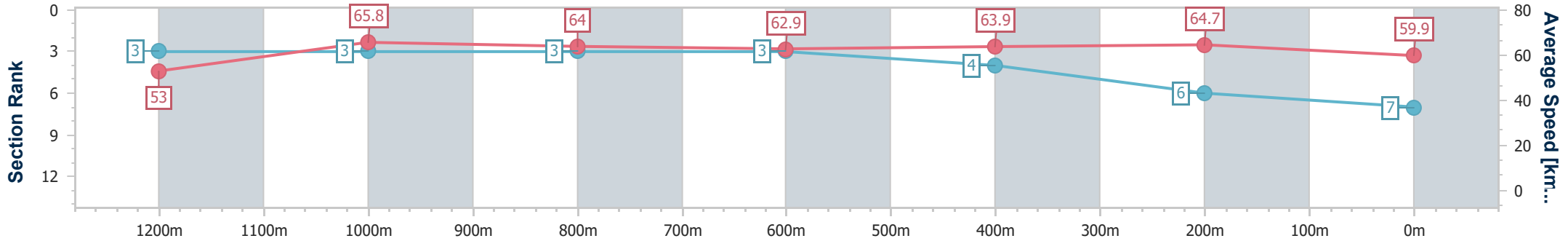
28 December 2024 - 16:33

Track Rating: Good 3, Weather: Fine, Rail Position: +6.5m 1000m-400m; +6m Remainder



BRISBANE RACING CLUB

Section	Overall	1200m	1000m	800m	600m	400m	200m
Section Times	1:21.96 [7] (0:13.67)	1:08.29 [3] (0:10.96)	0:57.33 [3] (0:11.33)	0:46.00 [3] (0:11.52)	0:34.48 [3] (0:11.30)	0:23.18 [4] (0:11.17)	0:12.01 [6] (0:12.01)
Average Speed [km/h]	53.0	65.8	64.0	62.9	63.9	64.7	59.9
Top Speed [km/h]	65.8	66.8	64.6	63.8	65.4	65.4	63.0
Avg. Dist. to Rail [m]	3.4	2.0	2.0	1.4	0.8	2.8	3.1
Avg. Stride Freq. [Hz]	2.2	2.2	2.2	2.2	2.2	2.3	2.2
Avg. Stride Length [m]	6.6	8.1	8.2	8.1	8.1	7.9	7.7



- [ ] Ranking at each section and finish
- .-.- No data available at this section
- NA No data available



Horse/Jockey Name	Millane
Final Rank	8
Fastest Section Time (Section)	0:10.84 (400m)
Top Speed [km/h] (Section)	67.4 (400m)
Race State	Finished



### Eagle Farm QLD Professional

Race 8: MAGIC MILLIONS BUFFERING - 1400m

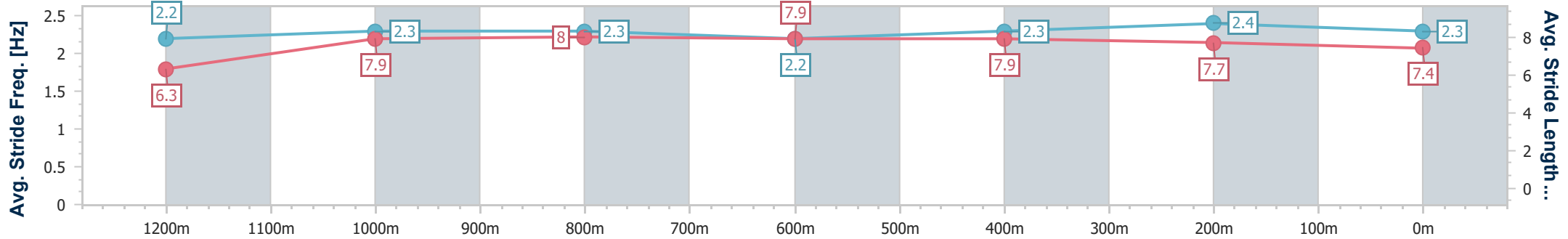
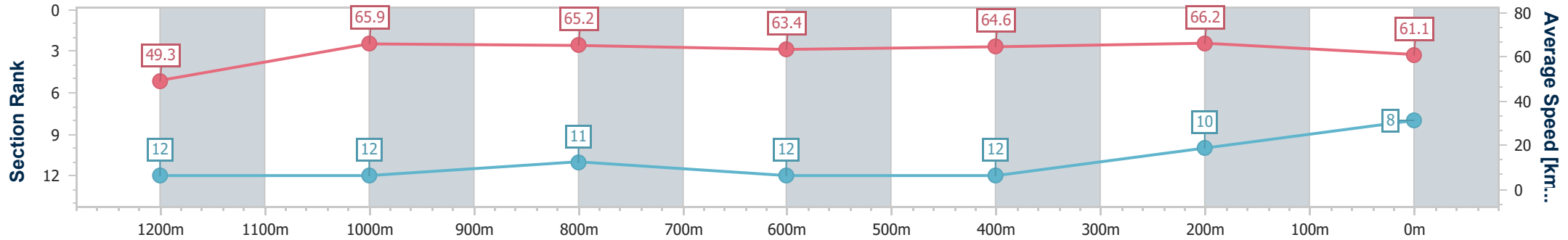
28 December 2024 - 16:33

Track Rating: Good 3, Weather: Fine, Rail Position: +6.5m 1000m-400m; +6m Remainder



BRISBANE RACING CLUB

Section	Overall	1200m	1000m	800m	600m	400m	200m
Section Times	1:22.07 [8] (0:14.63)	1:07.44 [12] (0:10.93)	0:56.51 [12] (0:11.18)	0:45.33 [11] (0:11.46)	0:33.87 [12] (0:11.24)	0:22.63 [12] (0:10.84)	0:11.79 [10] (0:11.79)
Average Speed [km/h]	49.3	65.9	65.2	63.4	64.6	66.2	61.1
Top Speed [km/h]	65.8	67.2	65.9	65.4	66.4	67.4	65.0
Avg. Dist. to Rail [m]	5.0	1.7	2.1	2.3	1.3	4.2	5.8
Avg. Stride Freq. [Hz]	2.2	2.3	2.3	2.2	2.3	2.4	2.3
Avg. Stride Length [m]	6.3	7.9	8.0	7.9	7.9	7.7	7.4



- [ ] Ranking at each section and finish
- .-.- No data available at this section
- NA No data available



Horse/Jockey Name	The Drover
Final Rank	9
Fastest Section Time (Section)	0:10.95 (1200m)
Top Speed [km/h] (Section)	67.6 (Overall)
Race State	Finished



### Eagle Farm QLD Professional

Race 8: MAGIC MILLIONS BUFFERING - 1400m

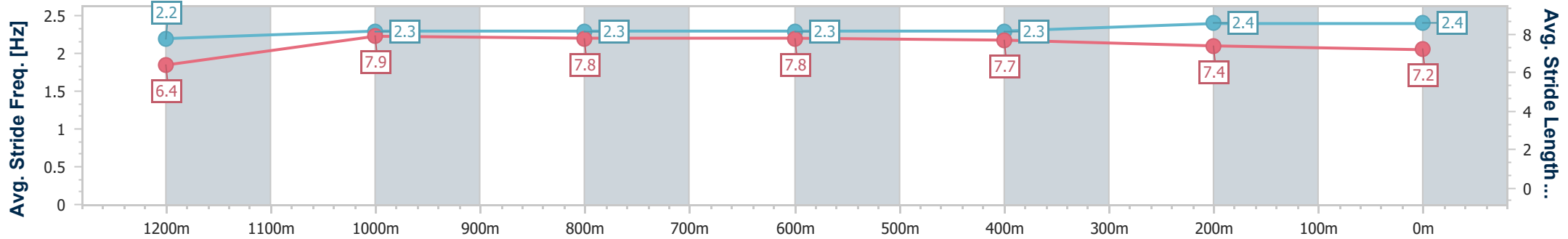
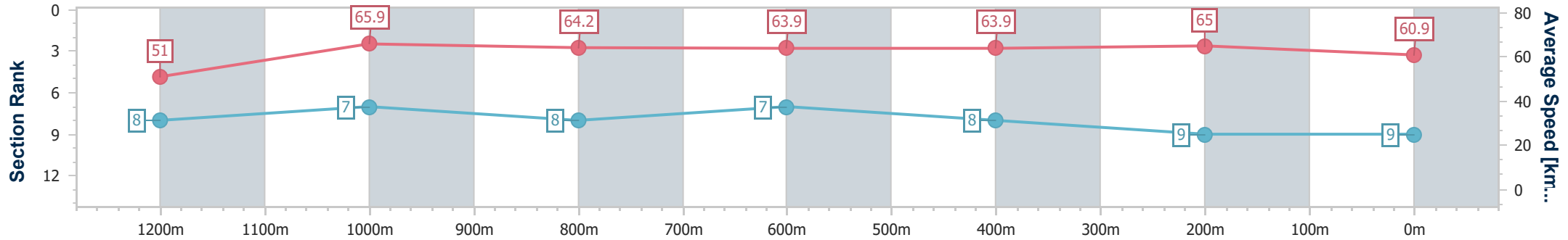
28 December 2024 - 16:33

Track Rating: Good 3, Weather: Fine, Rail Position: +6.5m 1000m-400m; +6m Remainder



BRISBANE RACING CLUB

Section	Overall	1200m	1000m	800m	600m	400m	200m
Section Times	1:22.09 [9] (0:14.14)	1:07.95 [8] (0:10.95)	0:57.00 [7] (0:11.36)	0:45.64 [8] (0:11.39)	0:34.25 [7] (0:11.35)	0:22.90 [8] (0:11.06)	0:11.84 [9] (0:11.84)
Average Speed [km/h]	51.0	65.9	64.2	63.9	63.9	65.0	60.9
Top Speed [km/h]	67.6	67.6	65.0	65.0	66.3	67.0	63.5
Avg. Dist. to Rail [m]	4.9	2.8	2.6	2.3	1.3	4.6	6.3
Avg. Stride Freq. [Hz]	2.2	2.3	2.3	2.3	2.3	2.4	2.4
Avg. Stride Length [m]	6.4	7.9	7.8	7.8	7.7	7.4	7.2



- [ ] Ranking at each section and finish
- .-.- No data available at this section
- NA No data available



Horse/Jockey Name	Zoology
Final Rank	10
Fastest Section Time (Section)	0:10.97 (1200m)
Top Speed [km/h] (Section)	67.1 (1200m)
Race State	Finished



### Eagle Farm QLD Professional

Race 8: MAGIC MILLIONS BUFFERING - 1400m

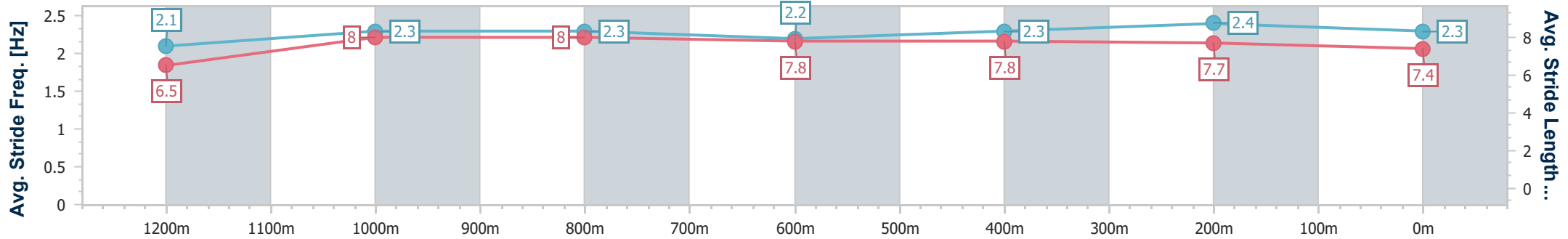
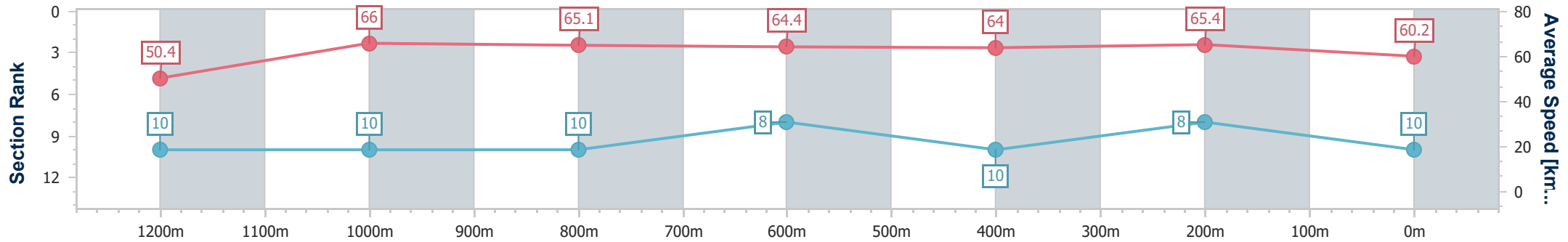
28 December 2024 - 16:33

Track Rating: Good 3, Weather: Fine, Rail Position: +6.5m 1000m-400m; +6m Remainder



BRISBANE RACING CLUB

Section	Overall	1200m	1000m	800m	600m	400m	200m
Section Times	1:22.20 [10] (0:14.32)	1:07.88 [10] (0:10.97)	0:56.91 [10] (0:11.24)	0:45.67 [10] (0:11.36)	0:34.31 [8] (0:11.35)	0:22.96 [10] (0:11.00)	0:11.96 [8] (0:11.96)
Average Speed [km/h]	50.4	66.0	65.1	64.4	64.0	65.4	60.2
Top Speed [km/h]	65.6	67.1	65.8	65.1	65.2	66.7	63.7
Avg. Dist. to Rail [m]	6.9	3.4	3.4	3.2	1.7	6.0	8.1
Avg. Stride Freq. [Hz]	2.1	2.3	2.3	2.2	2.3	2.4	2.3
Avg. Stride Length [m]	6.5	8.0	8.0	7.8	7.8	7.7	7.4



- [ ] Ranking at each section and finish
- .-.- No data available at this section
- NA No data available



Horse/Jockey Name	Trifling
Final Rank	11
Fastest Section Time (Section)	0:11.04 (1200m)
Top Speed [km/h] (Section)	66.9 (1200m)
Race State	Finished



### Eagle Farm QLD Professional

Race 8: MAGIC MILLIONS BUFFERING - 1400m

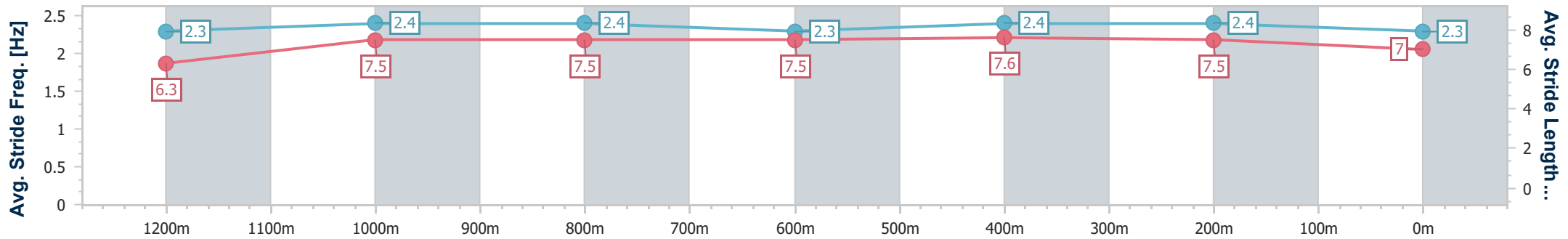
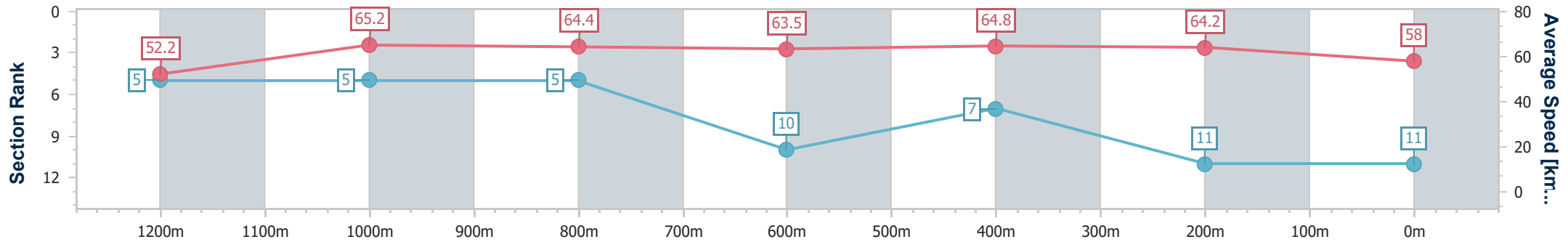
28 December 2024 - 16:33

Track Rating: Good 3, Weather: Fine, Rail Position: +6.5m 1000m-400m; +6m Remainder



BRISBANE RACING CLUB

Section	Overall	1200m	1000m	800m	600m	400m	200m
Section Times	1:22.75 [11] (0:13.88)	1:08.87 [5] (0:11.04)	0:57.83 [5] (0:11.44)	0:46.39 [5] (0:11.61)	0:34.78 [10] (0:11.17)	0:23.61 [7] (0:11.23)	0:12.38 [11] (0:12.38)
Average Speed [km/h]	52.2	65.2	64.4	63.5	64.8	64.2	58.0
Top Speed [km/h]	65.8	66.9	65.6	65.0	66.4	66.3	62.0
Avg. Dist. to Rail [m]	4.9	2.1	4.4	5.0	1.2	3.9	4.4
Avg. Stride Freq. [Hz]	2.3	2.4	2.4	2.3	2.4	2.4	2.3
Avg. Stride Length [m]	6.3	7.5	7.5	7.5	7.6	7.5	7.0



- [ ] Ranking at each section and finish
- .-.- No data available at this section
- NA No data available



Horse/Jockey Name	Ucalledit
Final Rank	12
Fastest Section Time (Section)	0:10.97 (1200m)
Top Speed [km/h] (Section)	67.1 (400m)
Race State	Finished



### Eagle Farm QLD Professional

Race 8: MAGIC MILLIONS BUFFERING - 1400m

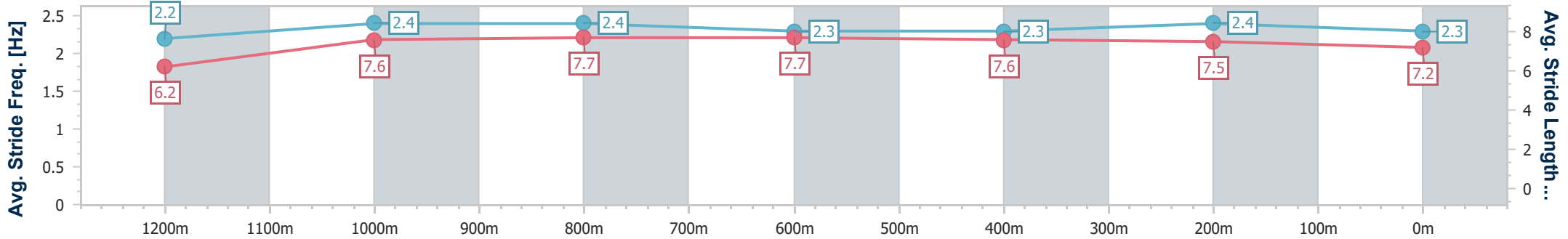
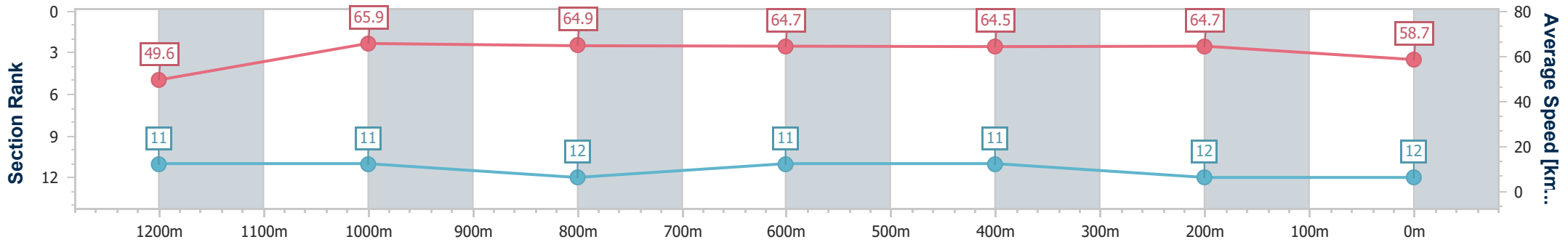
28 December 2024 - 16:33

Track Rating: Good 3, Weather: Fine, Rail Position: +6.5m 1000m-400m; +6m Remainder



BRISBANE RACING CLUB

Section	Overall	1200m	1000m	800m	600m	400m	200m
Section Times	1:22.78 [12] (0:14.57)	1:08.21 [11] (0:10.97)	0:57.24 [11] (0:11.26)	0:45.98 [12] (0:11.26)	0:34.72 [11] (0:11.32)	0:23.40 [11] (0:11.11)	0:12.29 [12] (0:12.29)
Average Speed [km/h]	49.6	65.9	64.9	64.7	64.5	64.7	58.7
Top Speed [km/h]	63.7	66.9	67.1	67.1	66.4	67.1	62.6
Avg. Dist. to Rail [m]	8.4	3.5	3.3	2.9	2.5	7.8	9.2
Avg. Stride Freq. [Hz]	2.2	2.4	2.4	2.3	2.3	2.4	2.3
Avg. Stride Length [m]	6.2	7.6	7.7	7.7	7.6	7.5	7.2



- [ ] Ranking at each section and finish
- .-.- No data available at this section
- NA No data available



# Eagle Farm QLD Professional

## Race 9: MAGIC MILLIONS SHOOT OUT - 2100m

28 December 2024 - 17:08



BRISBANE  
RACING CLUB

Track Rating: Good 3, Weather: Fine, Rail Position: +6.5m 1000m-400m; +6m Remainder

Section		Overall	2000m	1800m	1600m	1400m	1200m	1000m	Last 600m				
Field Times		2:07.76 (0:09.39)	1:58.37 (0:11.73)	1:46.64 (0:12.10)	1:34.54 (0:11.75)	1:22.79 (0:11.52)	1:11.27 (0:11.65)	0:59.62 (0:11.74)	0:36.12				
Rank	TAB Horse/Jockey	Barrier	Top Speed [km/h]	Fastest Section									Distance Travelled [m]
1	9 BELVEDERE BOYS Damien Thornton	4	64.0 400m	0:09.75 Overall	2:07.76 [1] (0:09.75)	1:58.01 [8] (0:11.91)	1:46.10 [7] (0:12.27)	1:33.83 [7] (0:11.90)	1:21.93 [8] (0:11.54)	1:10.39 [8] (0:11.60)	0:58.79 [8] (0:11.69)	0:35.48	
2	12 QUEEN AIR Angela Jones	13	65.1 1000m	0:10.31 Overall	2:07.97 [2] (0:10.31)	1:57.66 [13] (0:11.71)	1:45.95 [12] (0:12.21)	1:33.74 [12] (0:11.80)	1:21.94 [11] (0:11.67)	1:10.27 [12] (0:11.78)	0:58.49 [13] (0:11.43)	0:35.53	+1
3	2 NIKAU SPUR Mark Du Plessis	6	63.7 800m	0:09.78 Overall	2:08.00 [3] (0:09.78)	1:58.22 [9] (0:12.06)	1:46.16 [9] (0:12.36)	1:33.80 [11] (0:11.77)	1:22.03 [9] (0:11.53)	1:10.50 [10] (0:11.60)	0:58.90 [11] (0:11.64)	0:35.69	+3
4	11 REGAL LION Ron Stewart	7	63.8 600m	0:09.49 Overall	2:08.16 [4] (0:09.49)	1:58.67 [3] (0:12.01)	1:46.66 [5] (0:12.11)	1:34.55 [5] (0:11.72)	1:22.83 [5] (0:11.55)	1:11.28 [5] (0:11.62)	0:59.66 [5] (0:11.75)	0:36.24	+12
5	6 DUNE FORTY FIVE Nikita Beriman	3	63.3 1400m	0:09.43 Overall	2:08.48 [5] (0:09.43)	1:59.05 [2] (0:11.76)	1:47.29 [2] (0:12.07)	1:35.22 [2] (0:11.81)	1:23.41 [2] (0:11.54)	1:11.87 [2] (0:11.63)	1:00.24 [2] (0:11.77)	0:36.76	+6
6	13 BEDFORD SQUARE Taylor Marshall	9	64.7 1000m	0:10.19 Overall	2:08.83 [6] (0:10.19)	1:58.64 [12] (0:11.91)	1:46.73 [13] (0:12.36)	1:34.37 [13] (0:11.79)	1:22.58 [13] (0:11.53)	1:11.05 [13] (0:11.57)	0:59.48 [12] (0:11.60)	0:36.25	+3
7	10 FELIX THE SCAT Kyle Wilson-Taylor	10	63.9 800m	0:09.91 Overall	2:08.89 [7] (0:09.91)	1:58.98 [11] (0:11.98)	1:47.00 [10] (0:12.20)	1:34.80 [10] (0:11.88)	1:22.92 [10] (0:11.48)	1:11.44 [9] (0:11.62)	0:59.82 [10] (0:11.70)	0:36.41	+10
8	3 RED WAVE Ryan Maloney	11	63.6 1600m	0:09.57 Overall	2:09.02 [8] (0:09.57)	1:59.45 [4] (0:12.05)	1:47.40 [6] (0:12.13)	1:35.27 [6] (0:11.77)	1:23.50 [6] (0:11.62)	1:11.88 [6] (0:11.63)	1:00.25 [6] (0:11.74)	0:36.77	+15
9	4 KERCHAK Cody Collis	12	64.2 1200m	0:09.70 Overall	2:09.03 [9] (0:09.70)	1:59.33 [6] (0:12.24)	1:47.09 [11] (0:12.12)	1:34.97 [9] (0:12.05)	1:22.92 [12] (0:11.39)	1:11.53 [11] (0:11.53)	1:00.00 [9] (0:11.67)	0:36.58	+19
10	5 LITTLE MIX Jason Collett	8	63.5 2000m	0:09.69 Overall	2:09.43 [10] (0:09.69)	1:59.74 [5] (0:11.62)	1:48.12 [3] (0:12.07)	1:36.05 [3] (0:11.76)	1:24.29 [3] (0:11.59)	1:12.70 [3] (0:11.66)	1:01.04 [3] (0:11.86)	0:37.39	+14

[ ] Ranking at each section and finish  
 -:-:- No data available at this section  
 NA No data available

SCN Saddle cloth number  
 DNF Did not finish  
 DNT Did not track



**Eagle Farm QLD Professional**  
**Race 9: MAGIC MILLIONS SHOOT OUT - 2100m**  
**28 December 2024 - 17:08**



Track Rating: Good 3, Weather: Fine, Rail Position: +6.5m 1000m-400m; +6m Remainder

Section	Overall	2000m	1800m	1600m	1400m	1200m	1000m	Last 600m					
Field Times	2:07.76 (0:09.39)	1:58.37 (0:11.73)	1:46.64 (0:12.10)	1:34.54 (0:11.75)	1:22.79 (0:11.52)	1:11.27 (0:11.65)	0:59.62 (0:11.74)	0:36.12					
Rank	TAB Horse/Jockey	Barrier	Top Speed [km/h]	Fastest Section									Distance Travelled [m]
11	7 RED TOP Cejay Graham	1	63.2 1400m	0:09.71 Overall	2:09.46 [11] (0:09.71)	1:59.75 [7] (0:11.71)	1:48.04 [4] (0:12.07)	1:35.97 [4] (0:11.71)	1:24.26 [4] (0:11.55)	1:12.71 [4] (0:11.69)	1:01.02 [4] (0:11.81)	0:37.52	+0
12	8 POINT COUNTERPOINT Mikayla Weir	5	63.9 600m	0:09.84 Overall	2:09.72 [12] (0:09.84)	1:59.88 [10] (0:11.85)	1:48.03 [8] (0:12.28)	1:35.75 [8] (0:11.77)	1:23.98 [7] (0:11.55)	1:12.43 [7] (0:11.59)	1:00.84 [7] (0:11.64)	0:37.43	+7
13	1 ZOUMON Vlad Duric	2	63.6 1400m	0:09.39 Overall	2:11.48 [13] (0:09.39)	2:02.09 [1] (0:11.73)	1:50.36 [1] (0:12.10)	1:38.26 [1] (0:11.75)	1:26.51 [1] (0:11.52)	1:14.99 [1] (0:11.65)	1:03.34 [1] (0:11.74)	0:39.84	-4

[ ] Ranking at each section and finish  
 -:-:- No data available at this section  
 NA No data available

SCN Saddle cloth number  
 DNF Did not finish  
 DNT Did not track





# Eagle Farm QLD Professional

## Race 9: MAGIC MILLIONS SHOOT OUT - 2100m

28 December 2024 - 17:08



Track Rating: Good 3, Weather: Fine, Rail Position: +6.5m 1000m-400m; +6m Remainder

Section						800m	600m	400m	200m	Last 600m	
Field Times						0:47.88 (0:11.76)	0:36.12 (0:11.83)	0:24.29 (0:11.80)	0:12.49 (0:12.49)	0:36.12	
Rank	TAB Horse/Jockey	Barrier	Top Speed [km/h]	Fastest Section					Margin	Distance Travelled [m]	
1	9 BELVEDERE BOYS Damien Thornton	4	64.0 400m	0:09.75 Overall	0:47.10 [8] (0:11.62)	0:35.48 [7] (0:11.53)	0:23.95 [4] (0:11.46)	0:12.49 [1] (0:12.49)	2:07.76	0:35.48	
2	12 QUEEN AIR Angela Jones	13	65.1 1000m	0:10.31 Overall	0:47.06 [12] (0:11.53)	0:35.53 [10] (0:11.78)	0:23.75 [11] (0:11.56)	0:12.19 [5] (0:12.19)	1.23L	0:35.53 +1	
3	2 NIKAU SPUR Mark Du Plessis	6	63.7 800m	0:09.78 Overall	0:47.26 [10] (0:11.57)	0:35.69 [9] (0:11.56)	0:24.13 [7] (0:11.80)	0:12.33 [4] (0:12.33)	1.42L	0:35.69 +3	
4	11 REGAL LION Ron Stewart	7	63.8 600m	0:09.49 Overall	0:47.91 [4] (0:11.67)	0:36.24 [3] (0:11.59)	0:24.65 [2] (0:11.88)	0:12.77 [2] (0:12.77)	2.38L	0:36.24 +12	
5	6 DUNE FORTY FIVE Nikita Beriman	3	63.3 1400m	0:09.43 Overall	0:48.47 [2] (0:11.71)	0:36.76 [2] (0:11.75)	0:25.01 [1] (0:12.19)	0:12.82 [3] (0:12.82)	4.24L	0:36.76 +6	
6	13 BEDFORD SQUARE Taylor Marshall	9	64.7 1000m	0:10.19 Overall	0:47.88 [13] (0:11.63)	0:36.25 [13] (0:11.72)	0:24.53 [13] (0:11.82)	0:12.71 [11] (0:12.71)	6.28L	0:36.25 +3	
7	10 FELIX THE SCAT Kyle Wilson-Taylor	10	63.9 800m	0:09.91 Overall	0:48.12 [11] (0:11.71)	0:36.41 [12] (0:11.55)	0:24.86 [9] (0:11.87)	0:12.99 [6] (0:12.99)	6.65L	0:36.41 +10	
8	3 RED WAVE Ryan Maloney	11	63.6 1600m	0:09.57 Overall	0:48.51 [6] (0:11.74)	0:36.77 [6] (0:11.95)	0:24.82 [10] (0:12.04)	0:12.78 [13] (0:12.78)	7.42L	0:36.77 +15	
9	4 KERCHAK Cody Collis	12	64.2 1200m	0:09.70 Overall	0:48.33 [9] (0:11.75)	0:36.58 [11] (0:11.83)	0:24.75 [12] (0:11.83)	0:12.92 [9] (0:12.92)	7.46L	0:36.58 +19	
10	5 LITTLE MIX Jason Collett	8	63.5 2000m	0:09.69 Overall	0:49.18 [3] (0:11.79)	0:37.39 [5] (0:11.83)	0:25.56 [6] (0:12.19)	0:13.37 [8] (0:13.37)	9.81L	0:37.39 +14	



**Eagle Farm QLD Professional**  
**Race 9: MAGIC MILLIONS SHOOT OUT - 2100m**  
**28 December 2024 - 17:08**



Track Rating: Good 3, Weather: Fine, Rail Position: +6.5m 1000m-400m; +6m Remainder

Section					800m	600m	400m	200m	Last 600m			
Field Times					0:47.88 (0:11.76)	0:36.12 (0:11.83)	0:24.29 (0:11.80)	0:12.49 (0:12.49)	0:36.12			
Rank	TAB	Horse/Jockey	Barrier	Top Speed [km/h]	Fastest Section	Margin				Distance Travelled [m]		
11	7	<b>RED TOP</b> Cejay Graham	1	63.2 1400m	0:09.71 Overall	0:49.21 [4] (0:11.69)	0:37.52 [4] (0:11.89)	0:25.63 [5] (0:12.29)	0:13.34 [12] (0:13.34)	10.03L	0:37.52	+0
12	8	<b>POINT COUNTERPOINT</b> Mikayla Weir	5	63.9 600m	0:09.84 Overall	0:49.20 [7] (0:11.77)	0:37.43 [8] (0:11.66)	0:25.77 [8] (0:12.16)	0:13.61 [10] (0:13.61)	11.53L	0:37.43	+7
13	1	<b>ZOUMON</b> Vlad Duric	2	63.6 1400m	0:09.39 Overall	0:51.60 [1] (0:11.76)	0:39.84 [1] (0:11.88)	0:27.96 [3] (0:12.45)	0:15.51 [7] (0:15.51)	21.91L	0:39.84	-4

[ ] Ranking at each section and finish  
 -:-:-:- No data available at this section  
 NA No data available

SCN Saddle cloth number  
 DNF Did not finish  
 DNT Did not track



Horse/Jockey Name	Belvedere Boys
Final Rank	1
Fastest Section Time (Section)	0:09.75 (Overall)
Top Speed [km/h] (Section)	64.0 (400m)
Race State	Finished



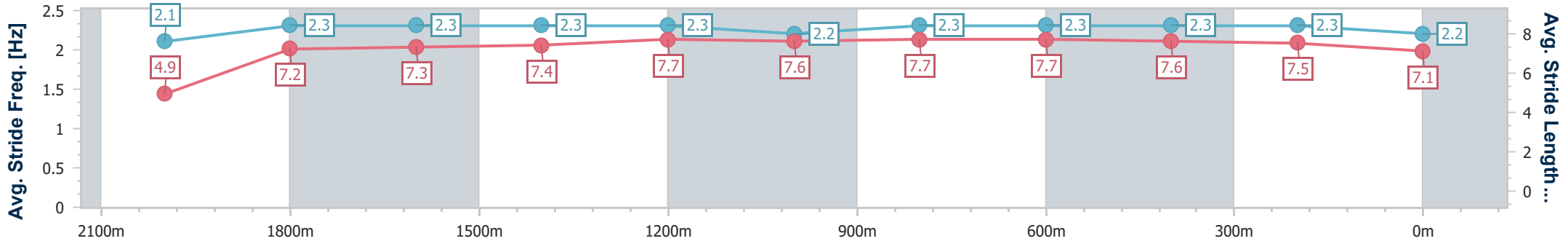
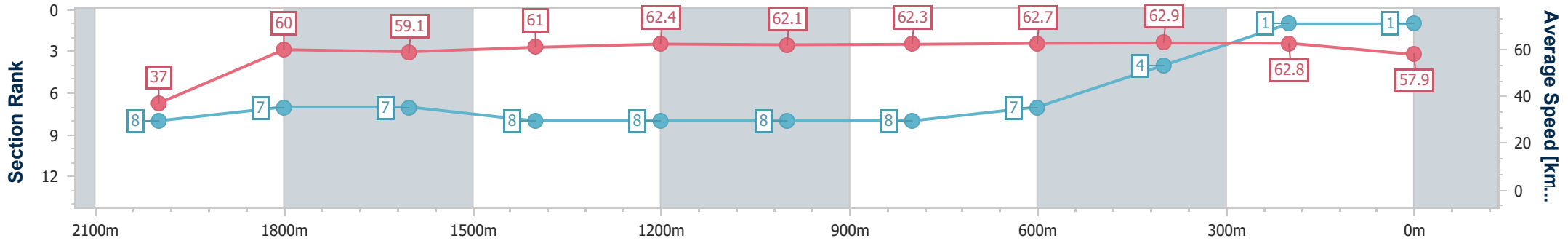
Eagle Farm QLD Professional  
Race 9: MAGIC MILLIONS SHOOT OUT - 2100m



28 December 2024 - 17:08  
Track Rating: Good 3, Weather: Fine, Rail Position: +6.5m 1000m-400m; +6m Remainder

BRISBANE RACING CLUB

Section	Overall	2000m	1800m	1600m	1400m	1200m	1000m	800m	600m	400m	200m
Section Times	2:07.76 [1] (0:09.75)	1:58.01 [8] (0:11.91)	1:46.10 [7] (0:12.27)	1:33.83 [7] (0:11.90)	1:21.93 [8] (0:11.54)	1:10.39 [8] (0:11.60)	0:58.79 [8] (0:11.69)	0:47.10 [8] (0:11.62)	0:35.48 [7] (0:11.53)	0:23.95 [4] (0:11.46)	0:12.49 [1] (0:12.49)
Average Speed [km/h]	37.0	60.0	59.1	61.0	62.4	62.1	62.3	62.7	62.9	62.8	57.9
Top Speed [km/h]	57.2	61.0	60.4	62.3	62.7	62.7	63.5	63.5	63.6	64.0	61.2
Avg. Dist. to Rail [m]	3.8	1.4	1.0	2.5	2.4	2.3	2.3	1.8	2.1	7.6	10.8
Avg. Stride Freq. [Hz]	2.1	2.3	2.3	2.3	2.3	2.2	2.3	2.3	2.3	2.3	2.2
Avg. Stride Length [m]	4.9	7.2	7.3	7.4	7.7	7.6	7.7	7.7	7.6	7.5	7.1



- [ ] Ranking at each section and finish
- .-.- No data available at this section
- NA No data available



Horse/Jockey Name	Queen Air
Final Rank	2
Fastest Section Time (Section)	0:10.31 (Overall)
Top Speed [km/h] (Section)	65.1 (1000m)
Race State	Finished



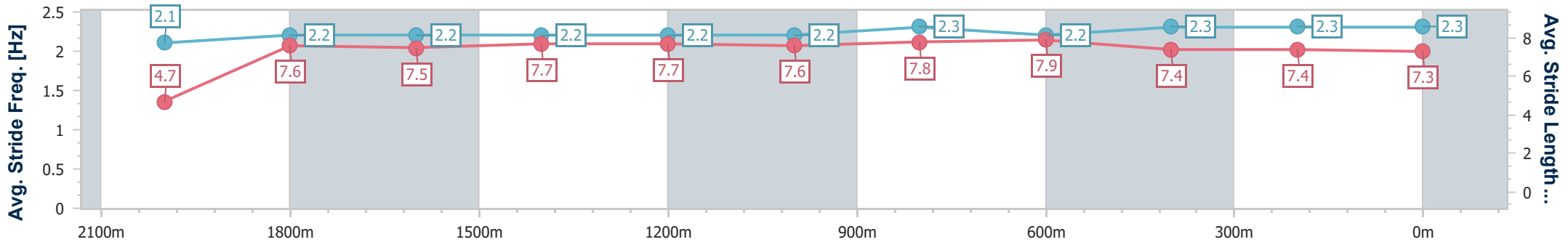
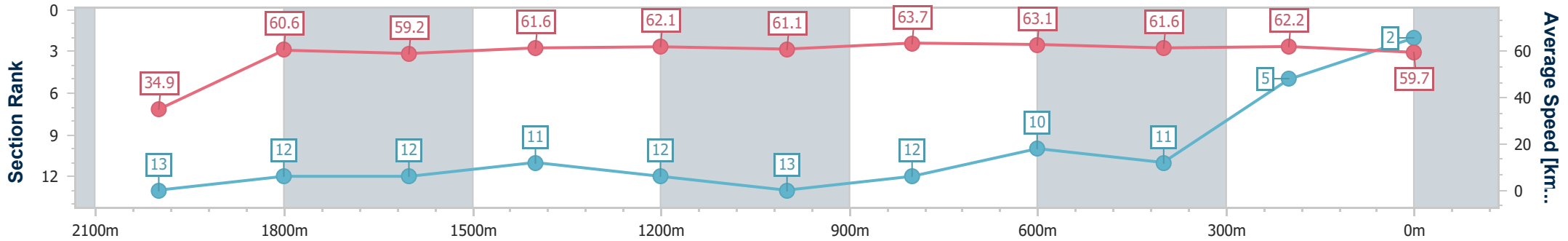
Eagle Farm QLD Professional  
Race 9: MAGIC MILLIONS SHOOT OUT - 2100m



28 December 2024 - 17:08  
Track Rating: Good 3, Weather: Fine, Rail Position: +6.5m 1000m-400m; +6m Remainder

BRISBANE RACING CLUB

Section	Overall	2000m	1800m	1600m	1400m	1200m	1000m	800m	600m	400m	200m
Section Times	2:07.97 [2] (0:10.31)	1:57.66 [13] (0:11.71)	1:45.95 [12] (0:12.21)	1:33.74 [12] (0:11.80)	1:21.94 [11] (0:11.67)	1:10.27 [12] (0:11.78)	0:58.49 [13] (0:11.43)	0:47.06 [12] (0:11.53)	0:35.53 [10] (0:11.78)	0:23.75 [11] (0:11.56)	0:12.19 [5] (0:12.19)
Average Speed [km/h]	34.9	60.6	59.2	61.6	62.1	61.1	63.7	63.1	61.6	62.2	59.7
Top Speed [km/h]	56.0	62.4	60.6	62.6	62.5	63.6	65.1	64.5	63.8	64.6	60.2
Avg. Dist. to Rail [m]	8.3	3.6	1.8	2.8	4.1	4.4	2.2	2.0	2.4	6.1	6.8
Avg. Stride Freq. [Hz]	2.1	2.2	2.2	2.2	2.2	2.2	2.3	2.2	2.3	2.3	2.3
Avg. Stride Length [m]	4.7	7.6	7.5	7.7	7.7	7.6	7.8	7.9	7.4	7.4	7.3



- [ ] Ranking at each section and finish
- .-.- No data available at this section
- NA No data available



Horse/Jockey Name	Nikau Spur
Final Rank	3
Fastest Section Time (Section)	0:09.78 (Overall)
Top Speed [km/h] (Section)	63.7 (800m)
Race State	Finished



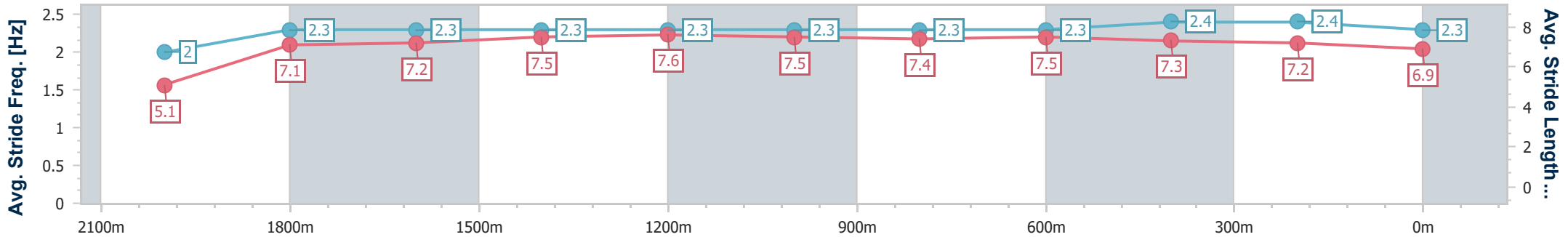
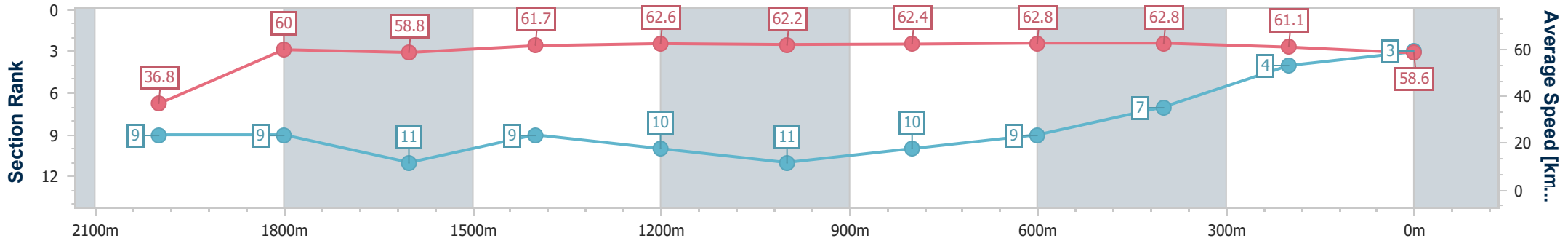
Eagle Farm QLD Professional  
Race 9: MAGIC MILLIONS SHOOT OUT - 2100m



28 December 2024 - 17:08  
Track Rating: Good 3, Weather: Fine, Rail Position: +6.5m 1000m-400m; +6m Remainder

BRISBANE RACING CLUB

Section	Overall	2000m	1800m	1600m	1400m	1200m	1000m	800m	600m	400m	200m
Section Times	2:08.00 [3] (0:09.78)	1:58.22 [9] (0:12.06)	1:46.16 [9] (0:12.36)	1:33.80 [11] (0:11.77)	1:22.03 [9] (0:11.53)	1:10.50 [10] (0:11.60)	0:58.90 [11] (0:11.64)	0:47.26 [10] (0:11.57)	0:35.69 [9] (0:11.56)	0:24.13 [7] (0:11.80)	0:12.33 [4] (0:12.33)
Average Speed [km/h]	36.8	60.0	58.8	61.7	62.6	62.2	62.4	62.8	62.8	61.1	58.6
Top Speed [km/h]	56.2	61.2	60.5	62.4	62.9	63.2	63.0	63.7	63.1	63.0	60.1
Avg. Dist. to Rail [m]	4.9	0.8	2.2	2.6	2.6	2.7	2.3	1.6	1.2	4.3	5.6
Avg. Stride Freq. [Hz]	2.0	2.3	2.3	2.3	2.3	2.3	2.3	2.3	2.4	2.4	2.3
Avg. Stride Length [m]	5.1	7.1	7.2	7.5	7.6	7.5	7.4	7.5	7.3	7.2	6.9



- [ ] Ranking at each section and finish
- .-.- No data available at this section
- NA No data available



Horse/Jockey Name	Regal Lion
Final Rank	4
Fastest Section Time (Section)	0:09.49 (Overall)
Top Speed [km/h] (Section)	63.8 (600m)
Race State	Finished



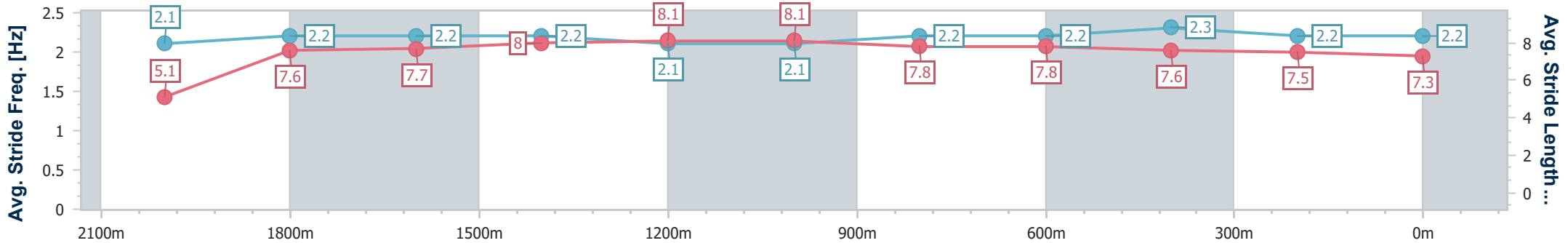
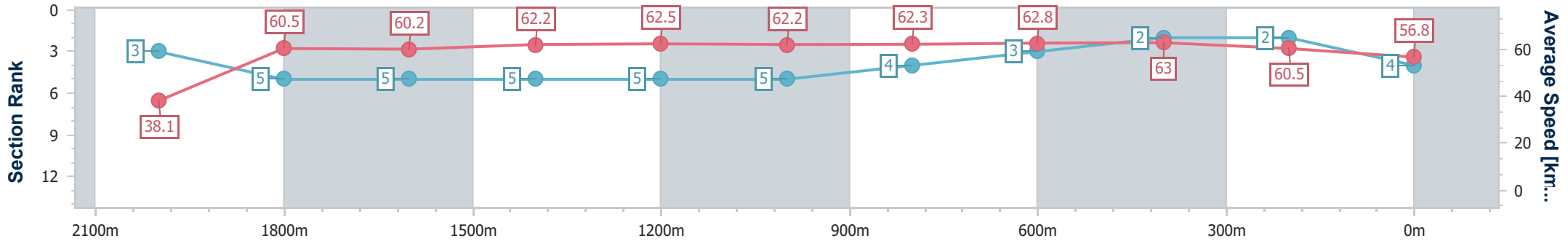
Eagle Farm QLD Professional  
Race 9: MAGIC MILLIONS SHOOT OUT - 2100m



28 December 2024 - 17:08  
Track Rating: Good 3, Weather: Fine, Rail Position: +6.5m 1000m-400m; +6m Remainder

BRISBANE RACING CLUB

Section	Overall	2000m	1800m	1600m	1400m	1200m	1000m	800m	600m	400m	200m
Section Times	2:08.16 [4] (0:09.49)	1:58.67 [3] (0:12.01)	1:46.66 [5] (0:12.11)	1:34.55 [5] (0:11.72)	1:22.83 [5] (0:11.55)	1:11.28 [5] (0:11.62)	0:59.66 [5] (0:11.75)	0:47.91 [4] (0:11.67)	0:36.24 [3] (0:11.59)	0:24.65 [2] (0:11.88)	0:12.77 [2] (0:12.77)
Average Speed [km/h]	38.1	60.5	60.2	62.2	62.5	62.2	62.3	62.8	63.0	60.5	56.8
Top Speed [km/h]	59.4	61.3	61.2	62.7	63.0	63.1	62.9	63.7	63.8	62.0	58.9
Avg. Dist. to Rail [m]	6.9	1.1	2.7	3.6	3.5	3.6	3.8	3.6	3.1	7.7	7.5
Avg. Stride Freq. [Hz]	2.1	2.2	2.2	2.2	2.1	2.1	2.2	2.2	2.3	2.2	2.2
Avg. Stride Length [m]	5.1	7.6	7.7	8.0	8.1	8.1	7.8	7.8	7.6	7.5	7.3



- [ ] Ranking at each section and finish
- .-.- No data available at this section
- NA No data available



Horse/Jockey Name	Dune Forty Five
Final Rank	5
Fastest Section Time (Section)	0:09.43 (Overall)
Top Speed [km/h] (Section)	63.3 (1400m)
Race State	Finished



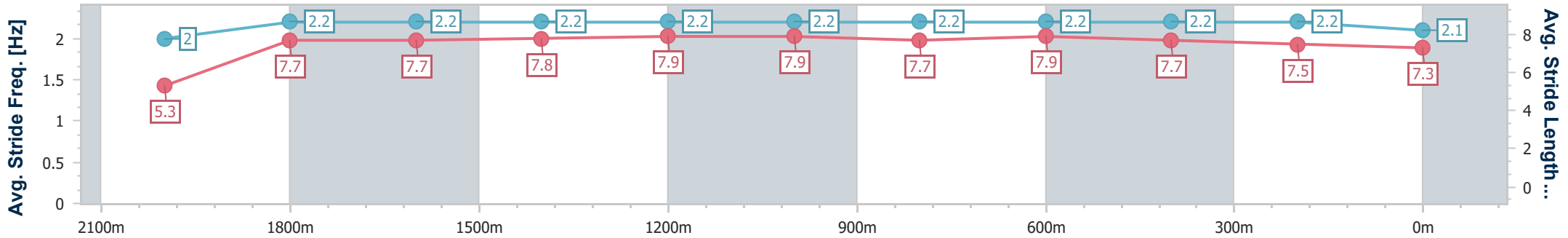
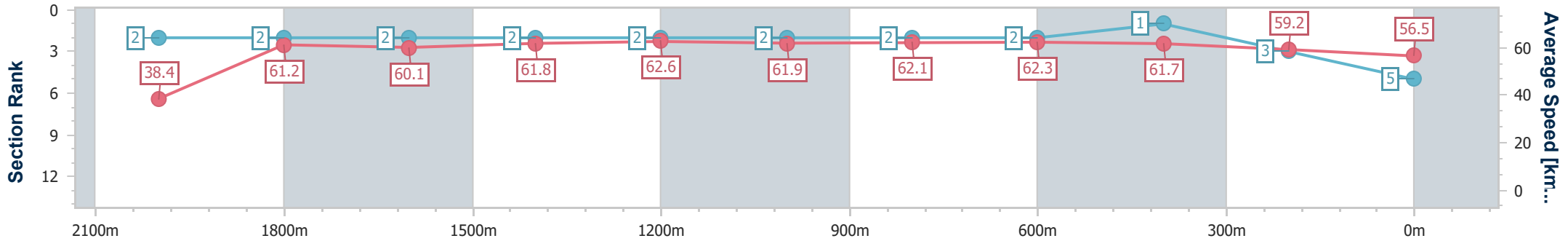
Eagle Farm QLD Professional  
Race 9: MAGIC MILLIONS SHOOT OUT - 2100m



28 December 2024 - 17:08  
Track Rating: Good 3, Weather: Fine, Rail Position: +6.5m 1000m-400m; +6m Remainder

BRISBANE RACING CLUB

Section	Overall	2000m	1800m	1600m	1400m	1200m	1000m	800m	600m	400m	200m
Section Times	2:08.48 [5] (0:09.43)	1:59.05 [2] (0:11.76)	1:47.29 [2] (0:12.07)	1:35.22 [2] (0:11.81)	1:23.41 [2] (0:11.54)	1:11.87 [2] (0:11.63)	1:00.24 [2] (0:11.77)	0:48.47 [2] (0:11.71)	0:36.76 [2] (0:11.75)	0:25.01 [1] (0:12.19)	0:12.82 [3] (0:12.82)
Average Speed [km/h]	38.4	61.2	60.1	61.8	62.6	61.9	62.1	62.3	61.7	59.2	56.5
Top Speed [km/h]	59.9	62.3	60.6	63.1	63.3	62.8	62.5	62.6	62.4	60.8	57.7
Avg. Dist. to Rail [m]	3.8	0.7	1.9	3.5	3.6	3.5	3.2	2.5	1.8	5.5	6.6
Avg. Stride Freq. [Hz]	2.0	2.2	2.2	2.2	2.2	2.2	2.2	2.2	2.2	2.2	2.1
Avg. Stride Length [m]	5.3	7.7	7.7	7.8	7.9	7.9	7.7	7.9	7.7	7.5	7.3



- [ ] Ranking at each section and finish
- .-.-.- No data available at this section
- NA No data available



Horse/Jockey Name	Bedford Square
Final Rank	6
Fastest Section Time (Section)	0:10.19 (Overall)
Top Speed [km/h] (Section)	64.7 (1000m)
Race State	Finished



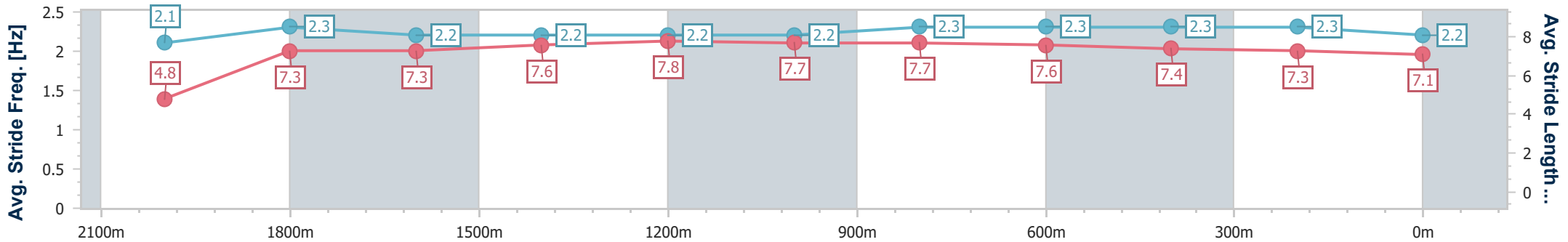
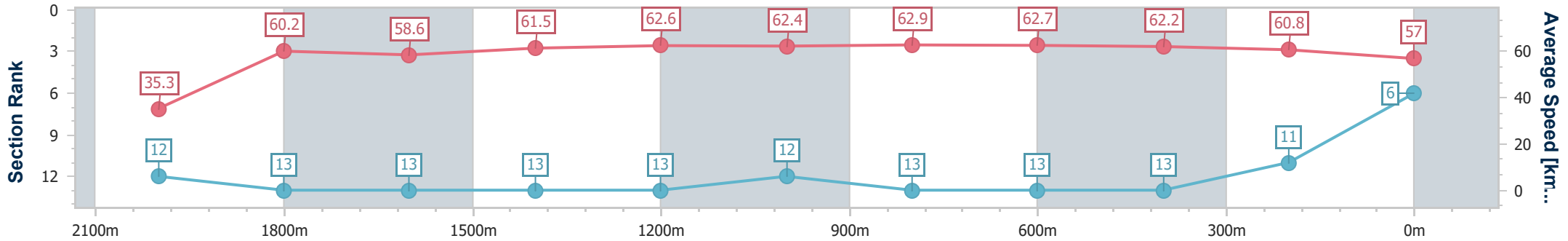
Eagle Farm QLD Professional  
Race 9: MAGIC MILLIONS SHOOT OUT - 2100m



28 December 2024 - 17:08  
Track Rating: Good 3, Weather: Fine, Rail Position: +6.5m 1000m-400m; +6m Remainder

BRISBANE RACING CLUB

Section	Overall	2000m	1800m	1600m	1400m	1200m	1000m	800m	600m	400m	200m
Section Times	2:08.83 [6] (0:10.19)	1:58.64 [12] (0:11.91)	1:46.73 [13] (0:12.36)	1:34.37 [13] (0:11.79)	1:22.58 [13] (0:11.53)	1:11.05 [13] (0:11.57)	0:59.48 [12] (0:11.60)	0:47.88 [13] (0:11.63)	0:36.25 [13] (0:11.72)	0:24.53 [13] (0:11.82)	0:12.71 [11] (0:12.71)
Average Speed [km/h]	35.3	60.2	58.6	61.5	62.6	62.4	62.9	62.7	62.2	60.8	57.0
Top Speed [km/h]	55.7	61.7	60.2	63.2	63.3	63.6	64.7	63.8	63.2	62.7	59.0
Avg. Dist. to Rail [m]	6.6	1.0	1.5	2.4	2.6	2.6	3.0	2.7	2.3	6.9	6.4
Avg. Stride Freq. [Hz]	2.1	2.3	2.2	2.2	2.2	2.2	2.3	2.3	2.3	2.3	2.2
Avg. Stride Length [m]	4.8	7.3	7.3	7.6	7.8	7.7	7.7	7.6	7.4	7.3	7.1



- [ ] Ranking at each section and finish
- .-.- No data available at this section
- NA No data available





Horse/Jockey Name	Felix The Scat
Final Rank	7
Fastest Section Time (Section)	0:09.91 (Overall)
Top Speed [km/h] (Section)	63.9 (800m)
Race State	Finished



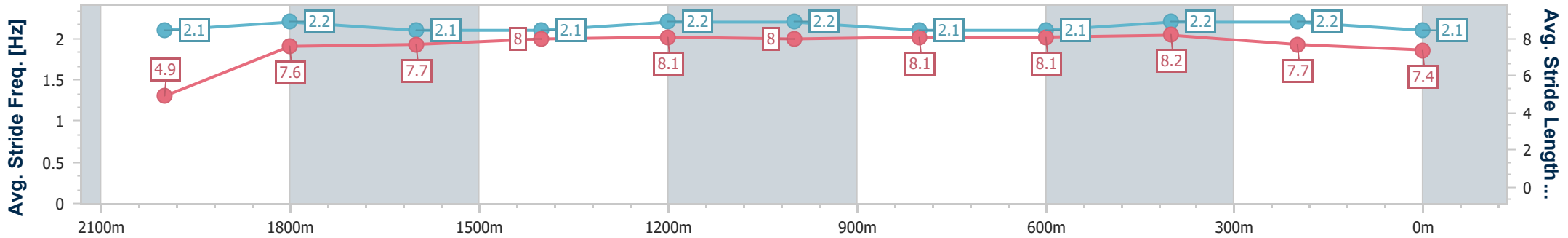
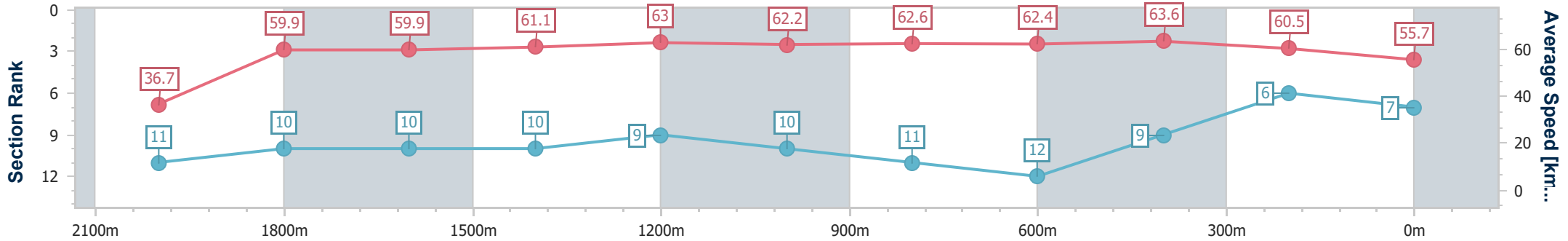
Eagle Farm QLD Professional  
Race 9: MAGIC MILLIONS SHOOT OUT - 2100m



28 December 2024 - 17:08  
Track Rating: Good 3, Weather: Fine, Rail Position: +6.5m 1000m-400m; +6m Remainder

BRISBANE RACING CLUB

Section	Overall	2000m	1800m	1600m	1400m	1200m	1000m	800m	600m	400m	200m
Section Times	2:08.89 [7] (0:09.91)	1:58.98 [11] (0:11.98)	1:47.00 [10] (0:12.20)	1:34.80 [10] (0:11.88)	1:22.92 [10] (0:11.48)	1:11.44 [9] (0:11.62)	0:59.82 [10] (0:11.70)	0:48.12 [11] (0:11.71)	0:36.41 [12] (0:11.55)	0:24.86 [9] (0:11.87)	0:12.99 [6] (0:12.99)
Average Speed [km/h]	36.7	59.9	59.9	61.1	63.0	62.2	62.6	62.4	63.6	60.5	55.7
Top Speed [km/h]	55.9	61.8	60.9	63.1	63.8	63.2	63.7	63.9	63.9	62.7	58.0
Avg. Dist. to Rail [m]	7.7	0.6	2.3	3.6	3.9	3.5	3.5	3.7	3.6	10.0	10.6
Avg. Stride Freq. [Hz]	2.1	2.2	2.1	2.1	2.2	2.2	2.1	2.1	2.2	2.2	2.1
Avg. Stride Length [m]	4.9	7.6	7.7	8.0	8.1	8.0	8.1	8.1	8.2	7.7	7.4



- [ ] Ranking at each section and finish
- .-.- No data available at this section
- NA No data available



Horse/Jockey Name	Red Wave
Final Rank	8
Fastest Section Time (Section)	0:09.57 (Overall)
Top Speed [km/h] (Section)	63.6 (1600m)
Race State	Finished



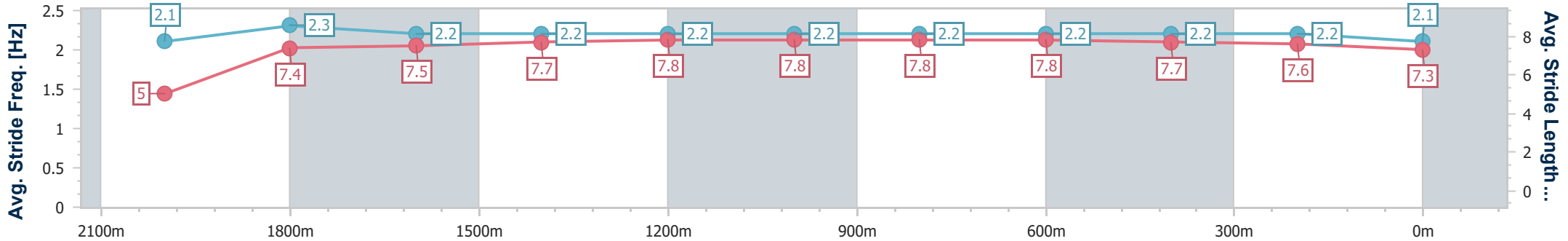
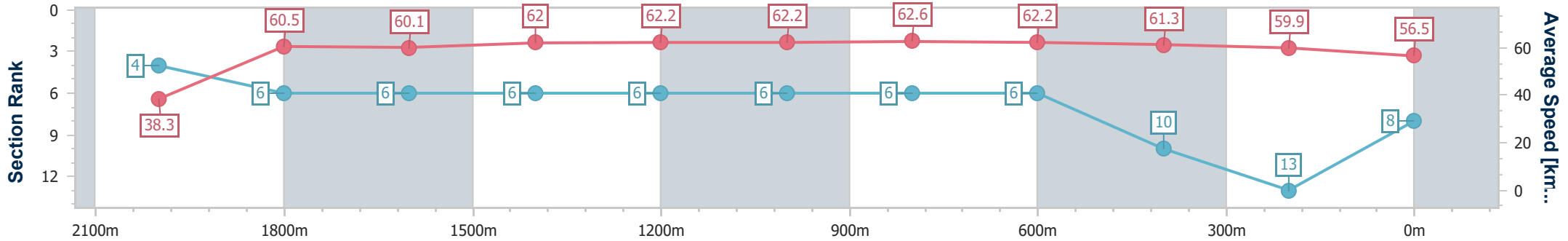
Eagle Farm QLD Professional  
Race 9: MAGIC MILLIONS SHOOT OUT - 2100m



28 December 2024 - 17:08  
Track Rating: Good 3, Weather: Fine, Rail Position: +6.5m 1000m-400m; +6m Remainder

BRISBANE RACING CLUB

Section	Overall	2000m	1800m	1600m	1400m	1200m	1000m	800m	600m	400m	200m
Section Times	2:09.02 [8] (0:09.57)	1:59.45 [4] (0:12.05)	1:47.40 [6] (0:12.13)	1:35.27 [6] (0:11.77)	1:23.50 [6] (0:11.62)	1:11.88 [6] (0:11.63)	1:00.25 [6] (0:11.74)	0:48.51 [6] (0:11.74)	0:36.77 [6] (0:11.95)	0:24.82 [10] (0:12.04)	0:12.78 [13] (0:12.78)
Average Speed [km/h]	38.3	60.5	60.1	62.0	62.2	62.2	62.6	62.2	61.3	59.9	56.5
Top Speed [km/h]	58.3	62.5	61.9	63.6	62.7	62.7	62.9	63.1	61.6	61.2	58.6
Avg. Dist. to Rail [m]	9.1	2.4	2.7	4.2	4.3	4.3	4.0	3.4	3.9	9.8	9.5
Avg. Stride Freq. [Hz]	2.1	2.3	2.2	2.2	2.2	2.2	2.2	2.2	2.2	2.2	2.1
Avg. Stride Length [m]	5.0	7.4	7.5	7.7	7.8	7.8	7.8	7.8	7.7	7.6	7.3



- [ ] Ranking at each section and finish
- .-.- No data available at this section
- NA No data available



Horse/Jockey Name	Kerchak
Final Rank	9
Fastest Section Time (Section)	0:09.70 (Overall)
Top Speed [km/h] (Section)	64.2 (1200m)
Race State	Finished



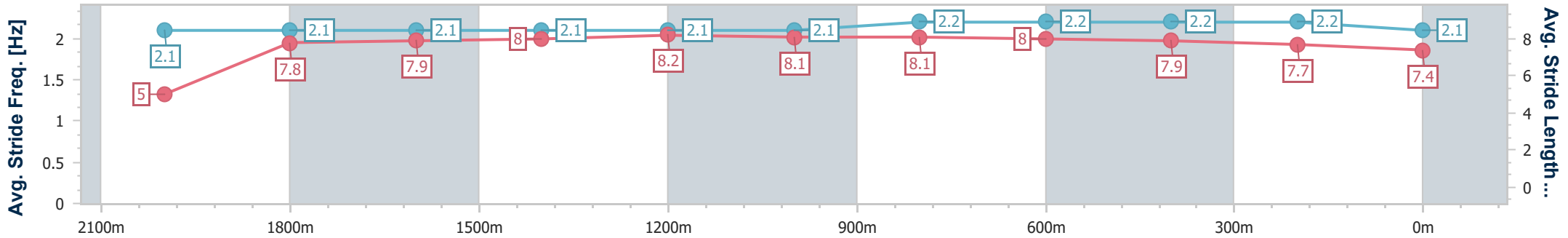
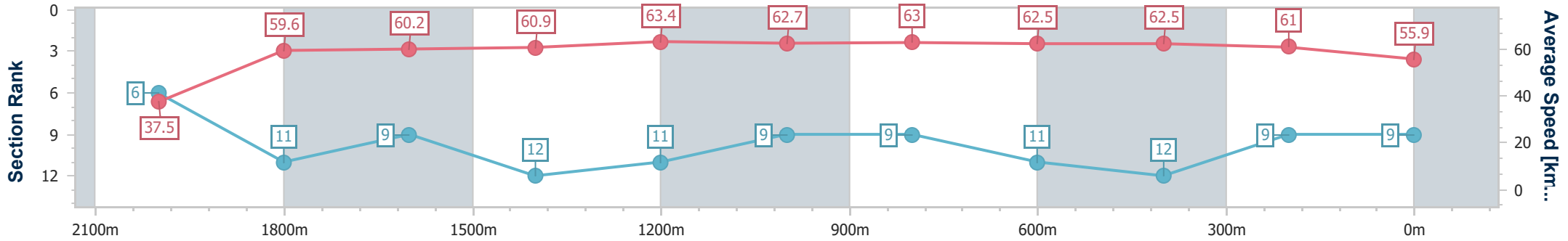
Eagle Farm QLD Professional  
Race 9: MAGIC MILLIONS SHOOT OUT - 2100m



28 December 2024 - 17:08  
Track Rating: Good 3, Weather: Fine, Rail Position: +6.5m 1000m-400m; +6m Remainder

BRISBANE RACING CLUB

Section	Overall	2000m	1800m	1600m	1400m	1200m	1000m	800m	600m	400m	200m
Section Times	2:09.03 [9] (0:09.70)	1:59.33 [6] (0:12.24)	1:47.09 [11] (0:12.12)	1:34.97 [9] (0:12.05)	1:22.92 [12] (0:11.39)	1:11.53 [11] (0:11.53)	1:00.00 [9] (0:11.67)	0:48.33 [9] (0:11.75)	0:36.58 [11] (0:11.83)	0:24.75 [12] (0:11.83)	0:12.92 [9] (0:12.92)
Average Speed [km/h]	37.5	59.6	60.2	60.9	63.4	62.7	63.0	62.5	62.5	61.0	55.9
Top Speed [km/h]	56.7	61.2	61.4	63.0	63.9	64.2	63.8	63.8	63.5	61.9	59.1
Avg. Dist. to Rail [m]	9.3	1.6	3.4	4.8	4.8	4.4	4.4	4.9	5.4	11.9	12.0
Avg. Stride Freq. [Hz]	2.1	2.1	2.1	2.1	2.1	2.1	2.2	2.2	2.2	2.2	2.1
Avg. Stride Length [m]	5.0	7.8	7.9	8.0	8.2	8.1	8.1	8.0	7.9	7.7	7.4



- [ ] Ranking at each section and finish
- .-.- No data available at this section
- NA No data available



Horse/Jockey Name	Little Mix
Final Rank	10
Fastest Section Time (Section)	0:09.69 (Overall)
Top Speed [km/h] (Section)	63.5 (2000m)
Race State	Finished



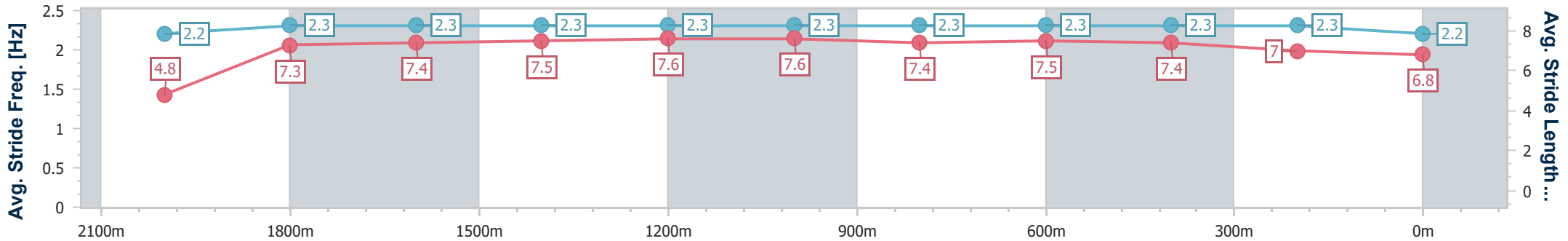
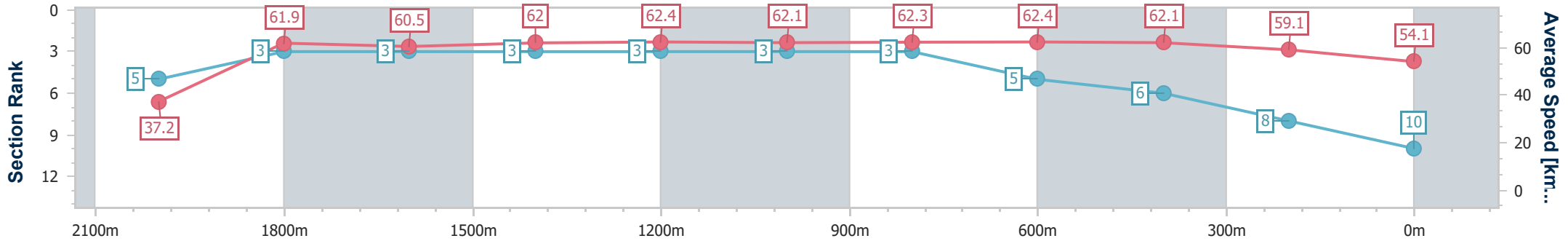
Eagle Farm QLD Professional  
Race 9: MAGIC MILLIONS SHOOT OUT - 2100m



28 December 2024 - 17:08  
Track Rating: Good 3, Weather: Fine, Rail Position: +6.5m 1000m-400m; +6m Remainder

BRISBANE RACING CLUB

Section	Overall	2000m	1800m	1600m	1400m	1200m	1000m	800m	600m	400m	200m
Section Times	2:09.43 [10] (0:09.69)	1:59.74 [5] (0:11.62)	1:48.12 [3] (0:12.07)	1:36.05 [3] (0:11.76)	1:24.29 [3] (0:11.59)	1:12.70 [3] (0:11.66)	1:01.04 [3] (0:11.86)	0:49.18 [3] (0:11.79)	0:37.39 [5] (0:11.83)	0:25.56 [6] (0:12.19)	0:13.37 [8] (0:13.37)
Average Speed [km/h]	37.2	61.9	60.5	62.0	62.4	62.1	62.3	62.4	62.1	59.1	54.1
Top Speed [km/h]	59.5	63.5	61.2	63.2	62.7	62.5	63.2	63.1	62.9	61.2	56.5
Avg. Dist. to Rail [m]	5.4	0.9	2.5	4.9	5.2	5.3	5.5	5.0	4.2	8.3	7.9
Avg. Stride Freq. [Hz]	2.2	2.3	2.3	2.3	2.3	2.3	2.3	2.3	2.3	2.3	2.2
Avg. Stride Length [m]	4.8	7.3	7.4	7.5	7.6	7.6	7.4	7.5	7.4	7.0	6.8



- [ ] Ranking at each section and finish
- .-.- No data available at this section
- NA No data available



Horse/Jockey Name	Red Top
Final Rank	11
Fastest Section Time (Section)	0:09.71 (Overall)
Top Speed [km/h] (Section)	63.2 (1400m)
Race State	Finished



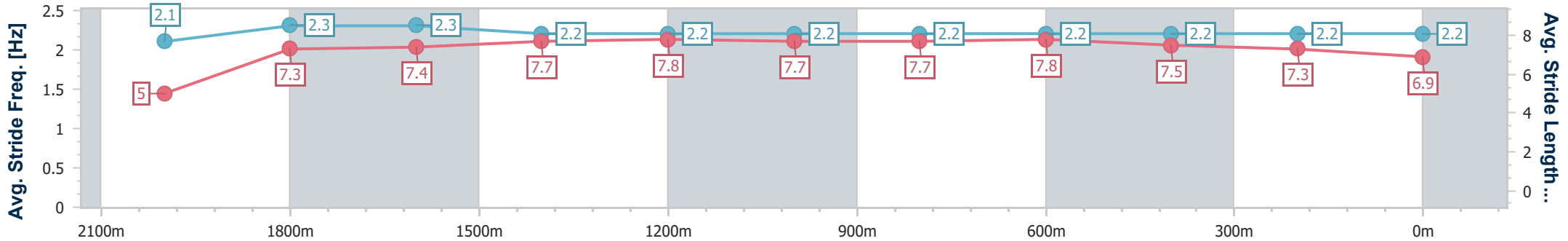
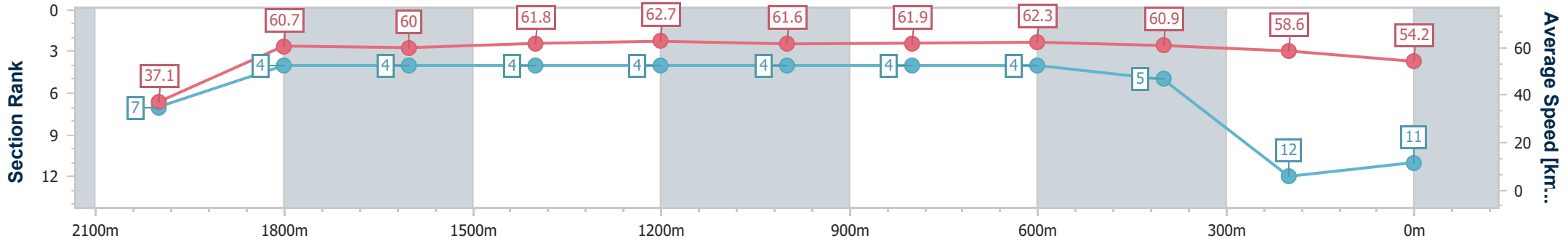
Eagle Farm QLD Professional  
Race 9: MAGIC MILLIONS SHOOT OUT - 2100m



28 December 2024 - 17:08  
Track Rating: Good 3, Weather: Fine, Rail Position: +6.5m 1000m-400m; +6m Remainder

BRISBANE RACING CLUB

Section	Overall	2000m	1800m	1600m	1400m	1200m	1000m	800m	600m	400m	200m
Section Times	2:09.46 [11] (0:09.71)	1:59.75 [7] (0:11.71)	1:48.04 [4] (0:12.07)	1:35.97 [4] (0:11.71)	1:24.26 [4] (0:11.55)	1:12.71 [4] (0:11.69)	1:01.02 [4] (0:11.81)	0:49.21 [4] (0:11.69)	0:37.52 [4] (0:11.89)	0:25.63 [5] (0:12.29)	0:13.34 [12] (0:13.34)
Average Speed [km/h]	37.1	60.7	60.0	61.8	62.7	61.6	61.9	62.3	60.9	58.6	54.2
Top Speed [km/h]	58.2	62.0	60.8	62.5	63.2	62.0	62.9	62.9	61.9	60.4	56.4
Avg. Dist. to Rail [m]	3.6	1.7	0.9	2.4	2.6	2.7	3.2	2.7	1.2	1.0	1.8
Avg. Stride Freq. [Hz]	2.1	2.3	2.3	2.2	2.2	2.2	2.2	2.2	2.2	2.2	2.2
Avg. Stride Length [m]	5.0	7.3	7.4	7.7	7.8	7.7	7.7	7.8	7.5	7.3	6.9



- [ ] Ranking at each section and finish
- .-.- No data available at this section
- NA No data available



Horse/Jockey Name	Point Counterpoint
Final Rank	12
Fastest Section Time (Section)	0:09.84 (Overall)
Top Speed [km/h] (Section)	63.9 (600m)
Race State	Finished



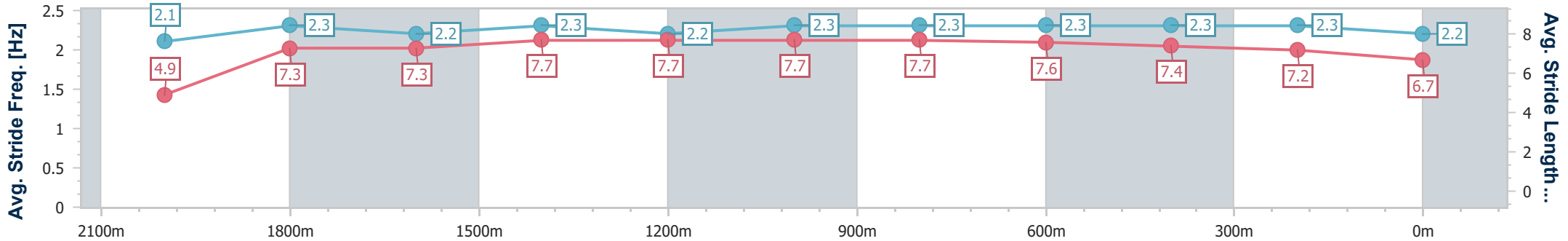
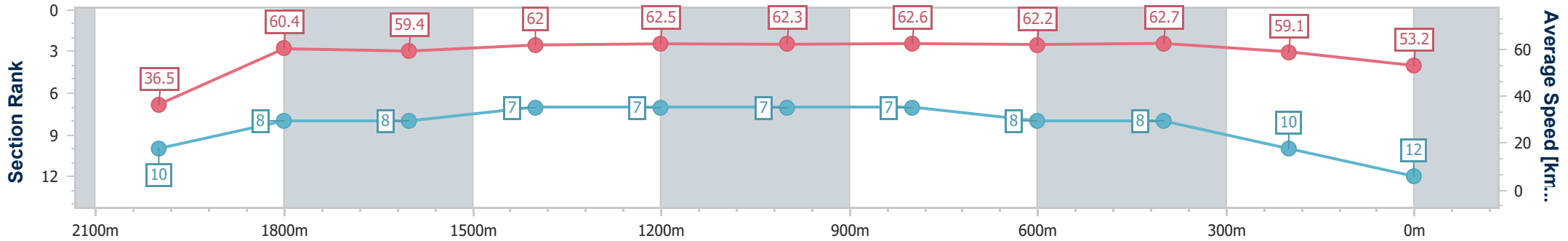
Eagle Farm QLD Professional  
Race 9: MAGIC MILLIONS SHOOT OUT - 2100m



28 December 2024 - 17:08  
Track Rating: Good 3, Weather: Fine, Rail Position: +6.5m 1000m-400m; +6m Remainder

BRISBANE RACING CLUB

Section	Overall	2000m	1800m	1600m	1400m	1200m	1000m	800m	600m	400m	200m
Section Times	2:09.72 [12] (0:09.84)	1:59.88 [10] (0:11.85)	1:48.03 [8] (0:12.28)	1:35.75 [8] (0:11.77)	1:23.98 [7] (0:11.55)	1:12.43 [7] (0:11.59)	1:00.84 [7] (0:11.64)	0:49.20 [7] (0:11.77)	0:37.43 [8] (0:11.66)	0:25.77 [8] (0:12.16)	0:13.61 [10] (0:13.61)
Average Speed [km/h]	36.5	60.4	59.4	62.0	62.5	62.3	62.6	62.2	62.7	59.1	53.2
Top Speed [km/h]	58.0	61.8	60.7	62.8	63.1	63.1	63.2	63.3	63.9	61.7	56.7
Avg. Dist. to Rail [m]	4.1	1.1	2.5	3.3	3.2	3.1	2.9	3.6	3.3	6.9	7.0
Avg. Stride Freq. [Hz]	2.1	2.3	2.2	2.3	2.2	2.3	2.3	2.3	2.3	2.3	2.2
Avg. Stride Length [m]	4.9	7.3	7.3	7.7	7.7	7.7	7.7	7.6	7.4	7.2	6.7



- [ ] Ranking at each section and finish
- .-.- No data available at this section
- NA No data available



Horse/Jockey Name	Zoumon
Final Rank	13
Fastest Section Time (Section)	0:09.39 (Overall)
Top Speed [km/h] (Section)	63.6 (1400m)
Race State	Finished



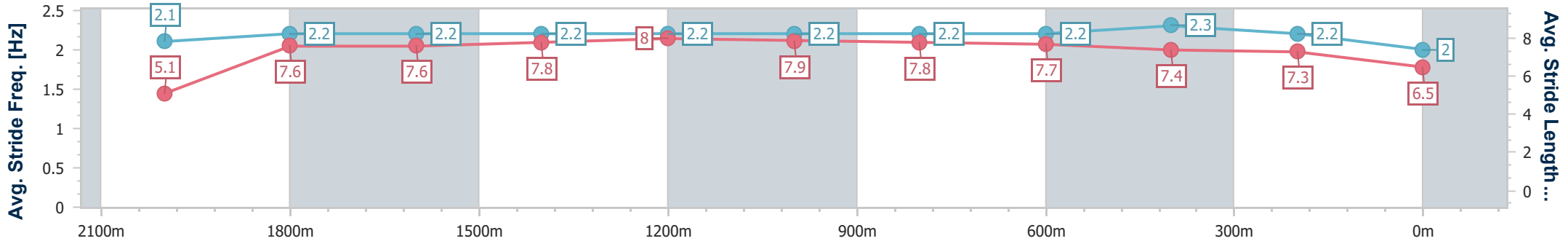
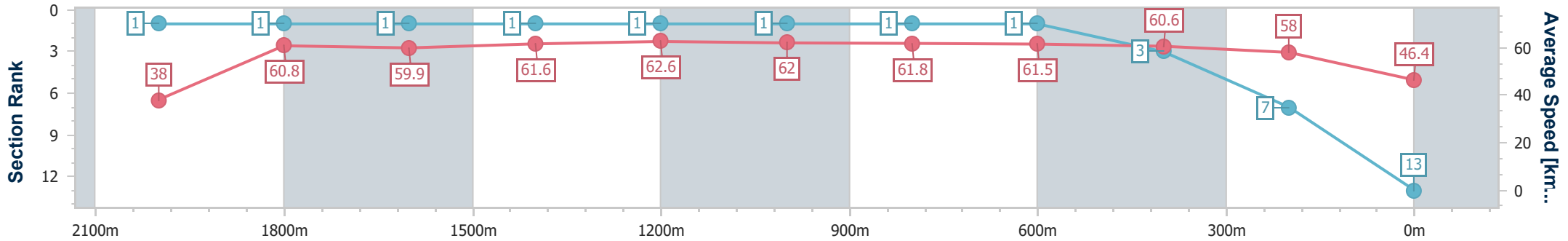
Eagle Farm QLD Professional  
Race 9: MAGIC MILLIONS SHOOT OUT - 2100m



28 December 2024 - 17:08  
Track Rating: Good 3, Weather: Fine, Rail Position: +6.5m 1000m-400m; +6m Remainder

BRISBANE RACING CLUB

Section	Overall	2000m	1800m	1600m	1400m	1200m	1000m	800m	600m	400m	200m
Section Times	2:11.48 [13] (0:09.39)	2:02.09 [1] (0:11.73)	1:50.36 [1] (0:12.10)	1:38.26 [1] (0:11.75)	1:26.51 [1] (0:11.52)	1:14.99 [1] (0:11.65)	1:03.34 [1] (0:11.74)	0:51.60 [1] (0:11.76)	0:39.84 [1] (0:11.88)	0:27.96 [3] (0:12.45)	0:15.51 [7] (0:15.51)
Average Speed [km/h]	38.0	60.8	59.9	61.6	62.6	62.0	61.8	61.5	60.6	58.0	46.4
Top Speed [km/h]	59.8	62.9	60.2	62.8	63.6	62.4	62.6	62.7	61.7	59.5	55.7
Avg. Dist. to Rail [m]	3.8	1.9	1.1	2.0	1.7	1.6	1.6	1.6	0.5	1.9	4.4
Avg. Stride Freq. [Hz]	2.1	2.2	2.2	2.2	2.2	2.2	2.2	2.2	2.3	2.2	2.0
Avg. Stride Length [m]	5.1	7.6	7.6	7.8	8.0	7.9	7.8	7.7	7.4	7.3	6.5



- [ ] Ranking at each section and finish
- .-.- No data available at this section
- NA No data available



# Eagle Farm QLD Professional

## Race 10: SKY RACING BENCHMARK 90 Handicap - 1000m

28 December 2024 - 17:44



BRISBANE  
RACING CLUB

Track Rating: Good 3, Weather: Fine, Rail Position: +6.5m 1000m-400m; +6m Remainder

Section										Last 600m		
Field Times		Overall	800m	600m	400m	200m						
		0:55.89 (0:13.12)	0:42.77 (0:10.37)	0:32.40 (0:10.47)	0:21.93 (0:10.55)	0:11.38 (0:11.38)						
Rank	TAB	Horse/Jockey	Barrier	Top Speed [km/h]	Fastest Section					Margin		Distance Travelled [m]
1	2	<b>STEADY READY</b> Cody Collis	9	71.6 800m	0:10.37 800m	0:55.89 [1] (0:13.12)	0:42.77 [1] (0:10.37)	0:32.40 [1] (0:10.47)	0:21.93 [1] (0:10.55)	0:11.38 [1] (0:11.38)	0:55.89	0:32.40
2	3	<b>TIGER SHARK</b> Bailey Wheeler	10	70.2 400m	0:10.44 400m	0:56.32 [2] (0:13.21)	0:43.11 [3] (0:10.53)	0:32.58 [3] (0:10.58)	0:22.00 [3] (0:10.44)	0:11.56 [2] (0:11.56)	2.55L	0:32.58 +0
3	5	<b>BRING ME KASH</b> Dale Smith	7	70.3 800m	0:10.45 800m	0:56.59 [3] (0:13.39)	0:43.20 [4] (0:10.45)	0:32.75 [4] (0:10.57)	0:22.18 [4] (0:10.53)	0:11.65 [3] (0:11.65)	4.16L	0:32.75 +4
4	6	<b>TECTONIC PLATE</b> Samantha Collett	2	70.7 800m	0:10.37 800m	0:56.65 [4] (0:13.76)	0:42.89 [8] (0:10.37)	0:32.52 [7] (0:10.43)	0:22.09 [7] (0:10.54)	0:11.55 [5] (0:11.55)	4.48L	0:32.52 -1
5	8	<b>SALTAIRE</b> Jason Collett	4	71.4 400m	0:10.34 400m	0:56.80 [5] (0:13.97)	0:42.83 [9] (0:10.45)	0:32.38 [9] (0:10.47)	0:21.91 [10] (0:10.34)	0:11.57 [8] (0:11.57)	5.4L	0:32.38 +1
6	13	<b>GOLDSBOROUGH</b> Nikita Beriman	11	71.1 800m	0:10.40 800m	0:56.81 [6] (0:13.52)	0:43.29 [6] (0:10.40)	0:32.89 [5] (0:10.58)	0:22.31 [5] (0:10.65)	0:11.66 [6] (0:11.66)	5.41L	0:32.89 +4
7	11	<b>RELIABLE RUBY</b> Cejay Graham	6	70.7 800m	0:10.44 800m	0:56.97 [7] (0:13.70)	0:43.27 [7] (0:10.44)	0:32.83 [8] (0:10.57)	0:22.26 [8] (0:10.69)	0:11.57 [9] (0:11.57)	6.38L	0:32.83 +2
8	4	<b>RICHON</b> Jag Guthmann-Chester	1	70.4 800m	0:10.33 800m	0:57.03 [8] (0:13.17)	0:43.86 [2] (0:10.33)	0:33.53 [2] (0:10.53)	0:23.00 [2] (0:11.07)	0:11.93 [4] (0:11.93)	6.72L	0:33.53 -3
9	12	<b>QUEEN ASSASSIN</b> Angela Jones	5	69.9 800m	0:10.49 600m	0:57.18 [9] (0:13.51)	0:43.67 [5] (0:10.52)	0:33.15 [6] (0:10.49)	0:22.66 [6] (0:10.71)	0:11.95 [7] (0:11.95)	7.62L	0:33.15 +1
10	7	<b>BATTLEFIELD</b> Robbie Dolan	8	70.9 800m	0:10.44 800m	0:57.22 [10] (0:14.22)	0:43.00 [11] (0:10.44)	0:32.56 [11] (0:10.47)	0:22.09 [11] (0:10.52)	0:11.57 [11] (0:11.57)	7.84L	0:32.56 -1

Scratched: Economics (#9), Kote (#10)

[ ] Ranking at each section and finish  
 -:-:- No data available at this section  
 NA No data available

SCN Saddle cloth number  
 DNF Did not finish  
 DNT Did not track





# Eagle Farm QLD Professional

## Race 10: SKY RACING BENCHMARK 90 Handicap - 1000m

28 December 2024 - 17:44



BRISBANE  
RACING CLUB

Track Rating: Good 3, Weather: Fine, Rail Position: +6.5m 1000m-400m; +6m Remainder

Section		Overall	800m	600m	400m	200m	Last 600m					
Field Times		0:55.89 (0:13.12)	0:42.77 (0:10.37)	0:32.40 (0:10.47)	0:21.93 (0:10.55)	0:11.38 (0:11.38)	0:32.40					
Rank	TAB Horse/Jockey	Barrier	Top Speed [km/h]	Fastest Section			Margin	Distance Travelled [m]				
11	1 MISHANI SNIPER Vlad Duric	3	70.2 800m	0:10.38 800m	0:57.32 [11] (0:14.07)	0:43.25 [10] (0:10.38)	0:32.87 [10] (0:10.42)	0:22.45 [9] (0:10.66)	0:11.79 [10] (0:11.79)	8.42L	0:32.87	-3

Scratched: Economics (#9), Kote (#10)

[ ] Ranking at each section and finish  
 -:-:- No data available at this section  
 NA No data available

SCN Saddle cloth number  
 DNF Did not finish  
 DNT Did not track



Horse/Jockey Name	Steady Ready
Final Rank	1
Fastest Section Time (Section)	0:10.37 (800m)
Top Speed [km/h] (Section)	71.6 (800m)
Race State	Finished



### Eagle Farm QLD Professional

Race 10: SKY RACING BENCHMARK 90 Handicap - 1000m

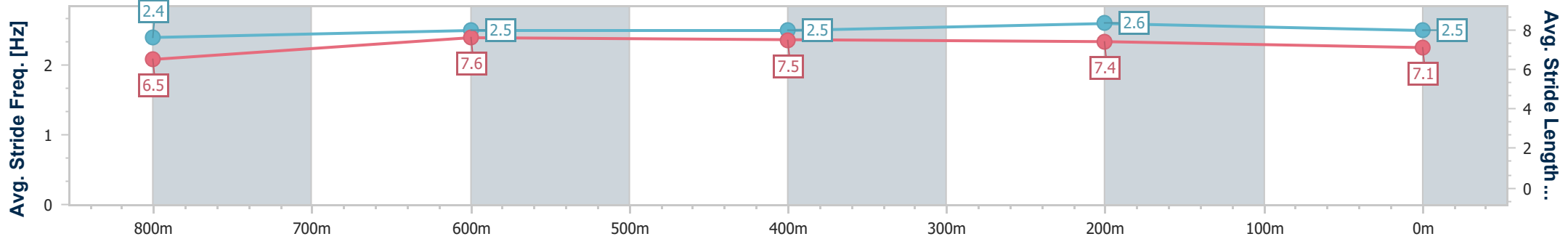
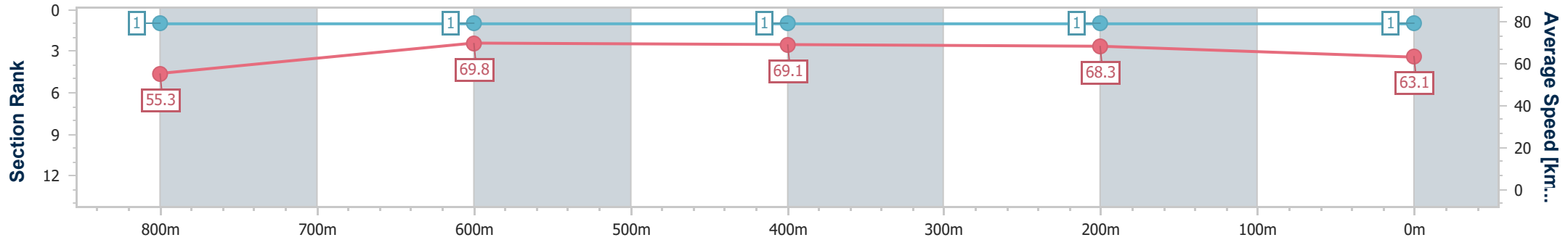
28 December 2024 - 17:44

Track Rating: Good 3, Weather: Fine, Rail Position: +6.5m 1000m-400m; +6m Remainder



BRISBANE RACING CLUB

Section	Overall	800m	600m	400m	200m
Section Times	0:55.89 [1] (0:13.12)	0:42.77 [1] (0:10.37)	0:32.40 [1] (0:10.47)	0:21.93 [1] (0:10.55)	0:11.38 [1] (0:11.38)
Average Speed [km/h]	55.3	69.8	69.1	68.3	63.1
Top Speed [km/h]	71.1	71.6	69.6	68.9	66.3
Avg. Dist. to Rail [m]	6.3	1.7	0.6	1.7	0.3
Avg. Stride Freq. [Hz]	2.4	2.5	2.5	2.6	2.5
Avg. Stride Length [m]	6.5	7.6	7.5	7.4	7.1



- [ ] Ranking at each section and finish
- .-.- No data available at this section
- NA No data available



Horse/Jockey Name	Tiger Shark
Final Rank	2
Fastest Section Time (Section)	0:10.44 (400m)
Top Speed [km/h] (Section)	70.2 (400m)
Race State	Finished



### Eagle Farm QLD Professional

Race 10: SKY RACING BENCHMARK 90 Handicap - 1000m

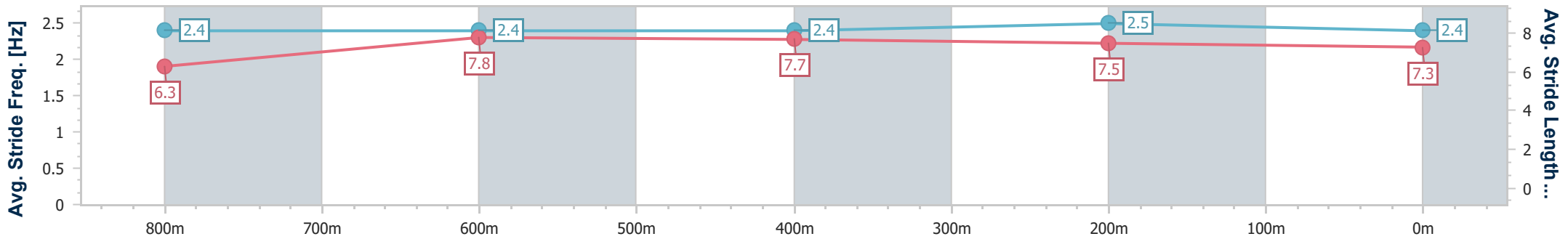
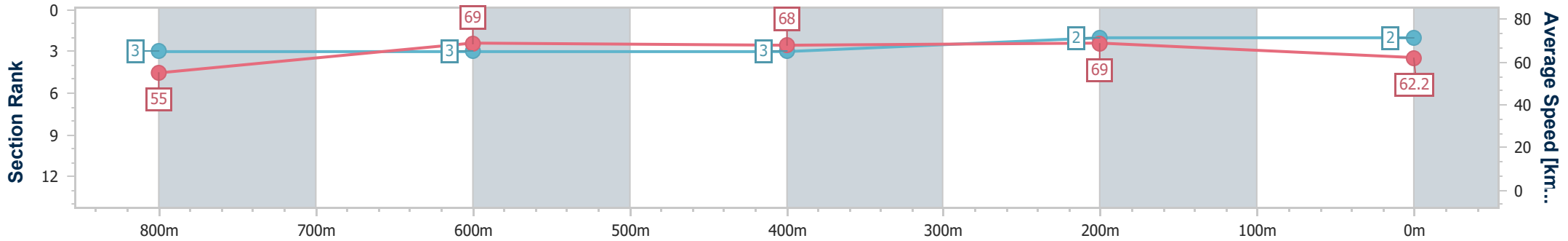
28 December 2024 - 17:44

Track Rating: Good 3, Weather: Fine, Rail Position: +6.5m 1000m-400m; +6m Remainder



BRISBANE RACING CLUB

Section	Overall	800m	600m	400m	200m
Section Times	0:56.32 [2] (0:13.21)	0:43.11 [3] (0:10.53)	0:32.58 [3] (0:10.58)	0:22.00 [3] (0:10.44)	0:11.56 [2] (0:11.56)
Average Speed [km/h]	55.0	69.0	68.0	69.0	62.2
Top Speed [km/h]	68.7	69.1	69.0	70.2	67.4
Avg. Dist. to Rail [m]	6.6	1.2	0.4	1.9	0.4
Avg. Stride Freq. [Hz]	2.4	2.4	2.4	2.5	2.4
Avg. Stride Length [m]	6.3	7.8	7.7	7.5	7.3



- [ ] Ranking at each section and finish
- .-.- No data available at this section
- NA No data available



Horse/Jockey Name	Bring Me Kash
Final Rank	3
Fastest Section Time (Section)	0:10.45 (800m)
Top Speed [km/h] (Section)	70.3 (800m)
Race State	Finished



### Eagle Farm QLD Professional

Race 10: SKY RACING BENCHMARK 90 Handicap - 1000m

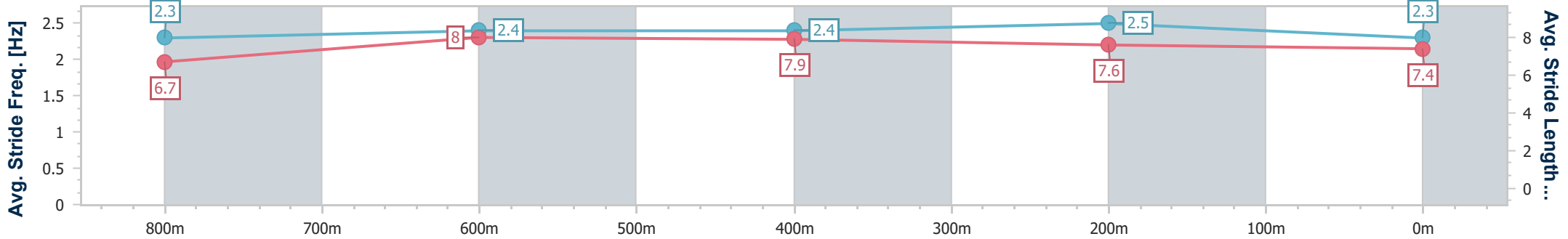
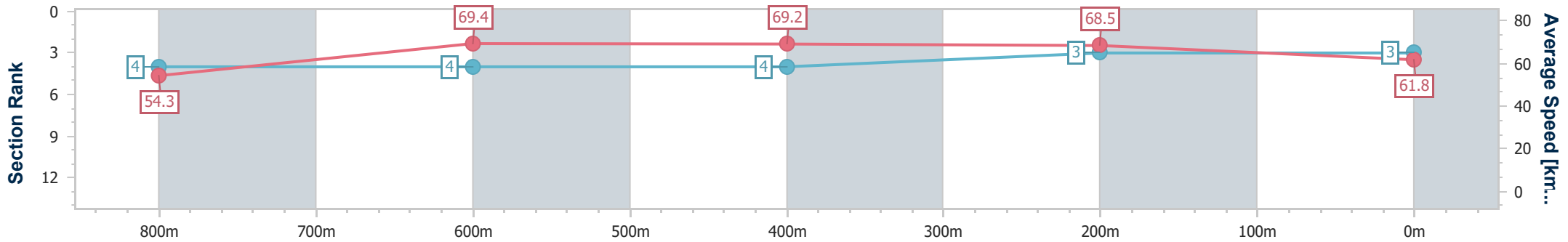
28 December 2024 - 17:44

Track Rating: Good 3, Weather: Fine, Rail Position: +6.5m 1000m-400m; +6m Remainder



BRISBANE RACING CLUB

Section	Overall	800m	600m	400m	200m
Section Times	0:56.59 [3] (0:13.39)	0:43.20 [4] (0:10.45)	0:32.75 [4] (0:10.57)	0:22.18 [4] (0:10.53)	0:11.65 [3] (0:11.65)
Average Speed [km/h]	54.3	69.4	69.2	68.5	61.8
Top Speed [km/h]	68.5	70.3	70.0	69.7	65.4
Avg. Dist. to Rail [m]	5.6	2.4	2.9	4.8	4.2
Avg. Stride Freq. [Hz]	2.3	2.4	2.4	2.5	2.3
Avg. Stride Length [m]	6.7	8.0	7.9	7.6	7.4



- [ ] Ranking at each section and finish
- .-.- No data available at this section
- NA No data available



Horse/Jockey Name	Tectonic Plate
Final Rank	4
Fastest Section Time (Section)	0:10.37 (800m)
Top Speed [km/h] (Section)	70.7 (800m)
Race State	Finished



### Eagle Farm QLD Professional

Race 10: SKY RACING BENCHMARK 90 Handicap - 1000m

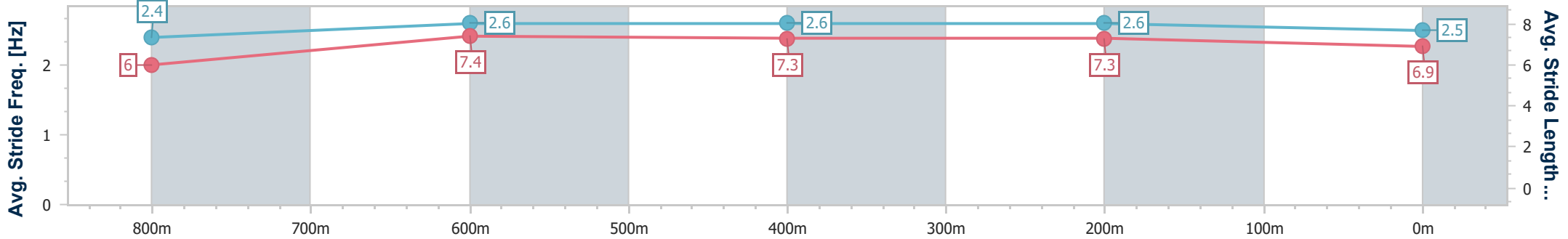
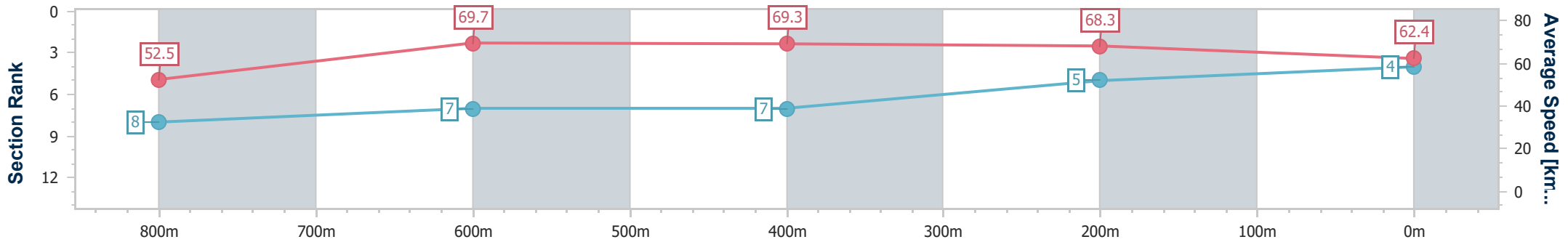
28 December 2024 - 17:44

Track Rating: Good 3, Weather: Fine, Rail Position: +6.5m 1000m-400m; +6m Remainder



BRISBANE RACING CLUB

Section	Overall	800m	600m	400m	200m
Section Times	0:56.65 [4] (0:13.76)	0:42.89 [8] (0:10.37)	0:32.52 [7] (0:10.43)	0:22.09 [7] (0:10.54)	0:11.55 [5] (0:11.55)
Average Speed [km/h]	52.5	69.7	69.3	68.3	62.4
Top Speed [km/h]	69.3	70.7	70.2	69.6	66.5
Avg. Dist. to Rail [m]	2.3	1.0	0.5	2.7	2.3
Avg. Stride Freq. [Hz]	2.4	2.6	2.6	2.6	2.5
Avg. Stride Length [m]	6.0	7.4	7.3	7.3	6.9



- [ ] Ranking at each section and finish
- .-.- No data available at this section
- NA No data available



Horse/Jockey Name	Saltaire
Final Rank	5
Fastest Section Time (Section)	0:10.34 (400m)
Top Speed [km/h] (Section)	71.4 (400m)
Race State	Finished



### Eagle Farm QLD Professional

Race 10: SKY RACING BENCHMARK 90 Handicap - 1000m

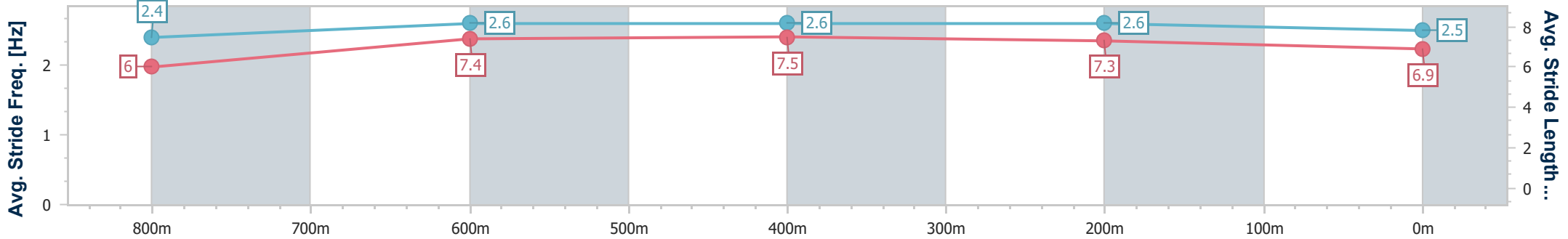
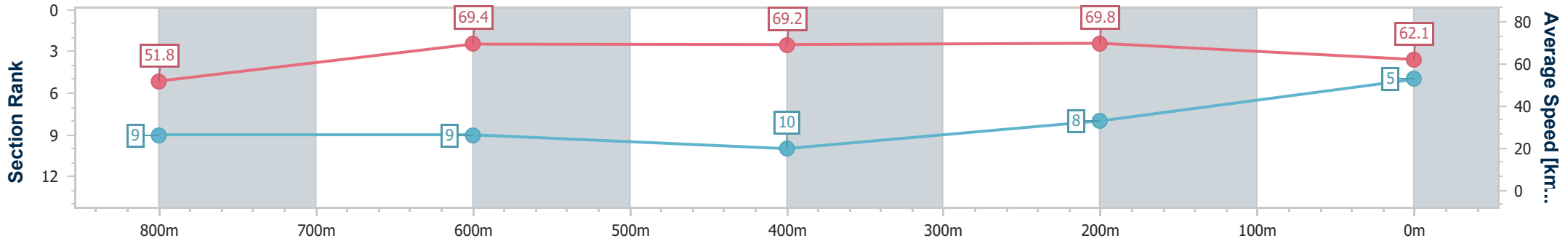
28 December 2024 - 17:44

Track Rating: Good 3, Weather: Fine, Rail Position: +6.5m 1000m-400m; +6m Remainder



BRISBANE RACING CLUB

Section	Overall	800m	600m	400m	200m
Section Times	0:56.80 [5] (0:13.97)	0:42.83 [9] (0:10.45)	0:32.38 [9] (0:10.47)	0:21.91 [10] (0:10.34)	0:11.57 [8] (0:11.57)
Average Speed [km/h]	51.8	69.4	69.2	69.8	62.1
Top Speed [km/h]	69.3	70.3	70.2	71.4	67.3
Avg. Dist. to Rail [m]	3.6	1.8	1.0	5.1	5.9
Avg. Stride Freq. [Hz]	2.4	2.6	2.6	2.6	2.5
Avg. Stride Length [m]	6.0	7.4	7.5	7.3	6.9



- [ ] Ranking at each section and finish
- .-.-.- No data available at this section
- NA No data available



Horse/Jockey Name	Goldsborough
Final Rank	6
Fastest Section Time (Section)	0:10.40 (800m)
Top Speed [km/h] (Section)	71.1 (800m)
Race State	Finished



### Eagle Farm QLD Professional

Race 10: SKY RACING BENCHMARK 90 Handicap - 1000m

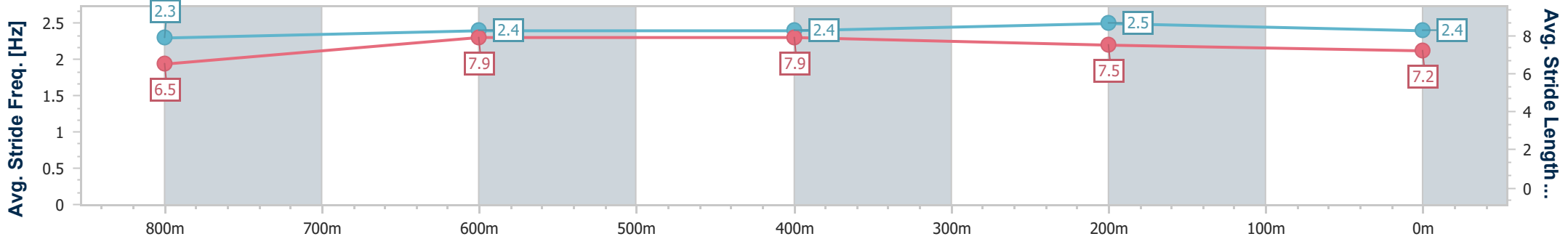
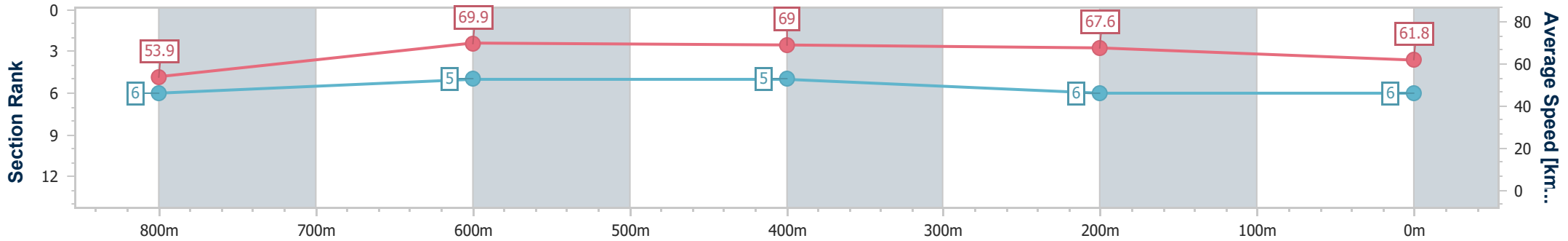
28 December 2024 - 17:44

Track Rating: Good 3, Weather: Fine, Rail Position: +6.5m 1000m-400m; +6m Remainder



BRISBANE RACING CLUB

Section	Overall	800m	600m	400m	200m
Section Times	0:56.81 [6] (0:13.52)	0:43.29 [6] (0:10.40)	0:32.89 [5] (0:10.58)	0:22.31 [5] (0:10.65)	0:11.66 [6] (0:11.66)
Average Speed [km/h]	53.9	69.9	69.0	67.6	61.8
Top Speed [km/h]	69.3	71.1	70.7	69.1	65.7
Avg. Dist. to Rail [m]	7.7	2.7	2.9	5.2	5.0
Avg. Stride Freq. [Hz]	2.3	2.4	2.4	2.5	2.4
Avg. Stride Length [m]	6.5	7.9	7.9	7.5	7.2



- [ ] Ranking at each section and finish
- .-.-.- No data available at this section
- NA No data available



Horse/Jockey Name	Reliable Ruby
Final Rank	7
Fastest Section Time (Section)	0:10.44 (800m)
Top Speed [km/h] (Section)	70.7 (800m)
Race State	Finished



### Eagle Farm QLD Professional

Race 10: SKY RACING BENCHMARK 90 Handicap - 1000m

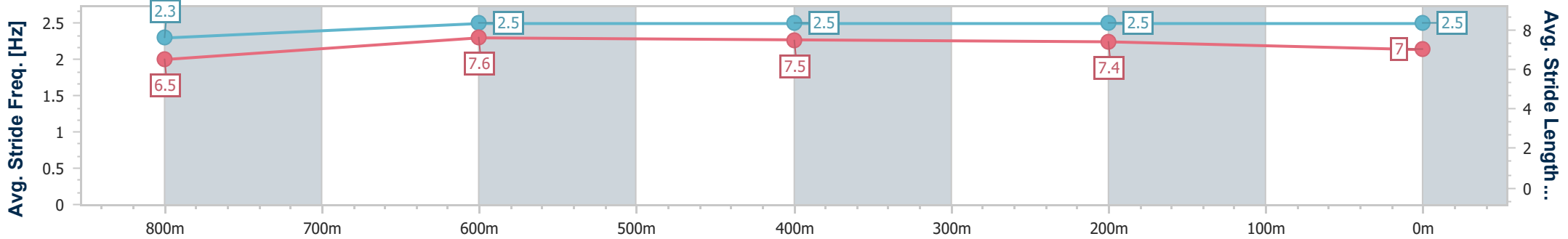
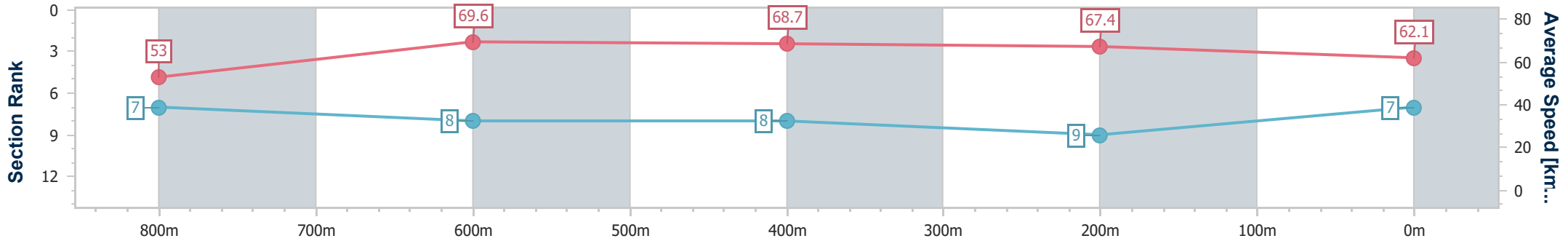
28 December 2024 - 17:44

Track Rating: Good 3, Weather: Fine, Rail Position: +6.5m 1000m-400m; +6m Remainder



BRISBANE RACING CLUB

Section	Overall	800m	600m	400m	200m
Section Times	0:56.97 [7] (0:13.70)	0:43.27 [7] (0:10.44)	0:32.83 [8] (0:10.57)	0:22.26 [8] (0:10.69)	0:11.57 [9] (0:11.57)
Average Speed [km/h]	53.0	69.6	68.7	67.4	62.1
Top Speed [km/h]	68.3	70.7	68.9	68.8	65.1
Avg. Dist. to Rail [m]	4.8	2.4	0.8	1.6	1.3
Avg. Stride Freq. [Hz]	2.3	2.5	2.5	2.5	2.5
Avg. Stride Length [m]	6.5	7.6	7.5	7.4	7.0



- [ ] Ranking at each section and finish
- .-.- No data available at this section
- NA No data available





Horse/Jockey Name	Richon
Final Rank	8
Fastest Section Time (Section)	0:10.33 (800m)
Top Speed [km/h] (Section)	70.4 (800m)
Race State	Finished



### Eagle Farm QLD Professional

Race 10: SKY RACING BENCHMARK 90 Handicap - 1000m

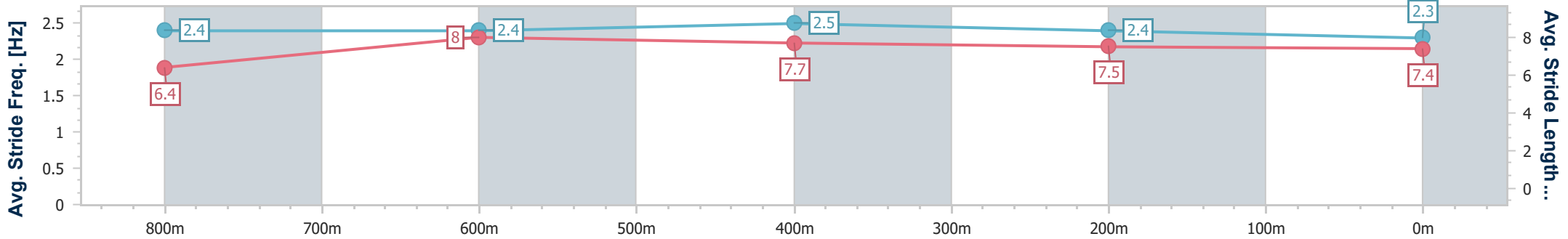
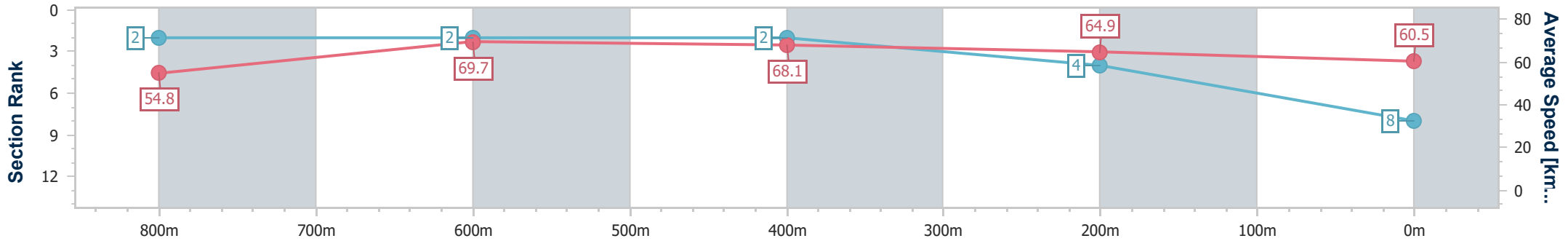
28 December 2024 - 17:44

Track Rating: Good 3, Weather: Fine, Rail Position: +6.5m 1000m-400m; +6m Remainder



BRISBANE RACING CLUB

Section	Overall	800m	600m	400m	200m
Section Times	0:57.03 [8] (0:13.17)	0:43.86 [2] (0:10.33)	0:33.53 [2] (0:10.53)	0:23.00 [2] (0:11.07)	0:11.93 [4] (0:11.93)
Average Speed [km/h]	54.8	69.7	68.1	64.9	60.5
Top Speed [km/h]	69.9	70.4	69.7	67.0	62.9
Avg. Dist. to Rail [m]	3.0	0.5	1.0	0.9	0.4
Avg. Stride Freq. [Hz]	2.4	2.4	2.5	2.4	2.3
Avg. Stride Length [m]	6.4	8.0	7.7	7.5	7.4



- [ ] Ranking at each section and finish
- .-.- No data available at this section
- NA No data available



Horse/Jockey Name	Queen Assassin
Final Rank	9
Fastest Section Time (Section)	0:10.49 (600m)
Top Speed [km/h] (Section)	69.9 (800m)
Race State	Finished



Eagle Farm QLD Professional

Race 10: SKY RACING BENCHMARK 90 Handicap - 1000m

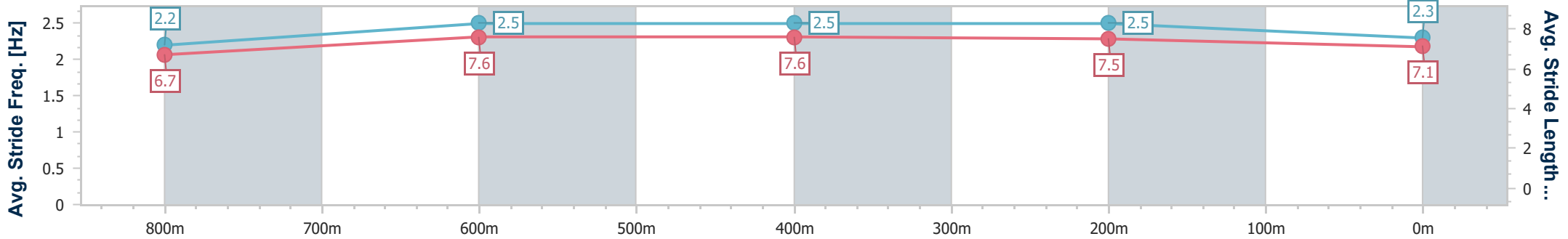
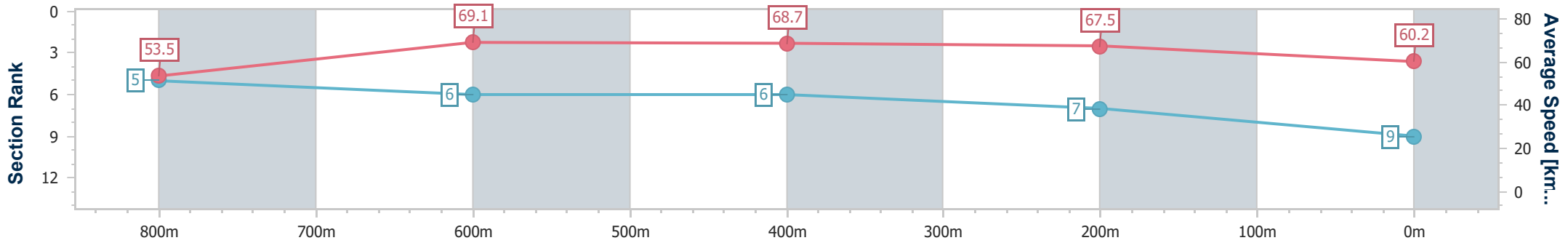
28 December 2024 - 17:44

Track Rating: Good 3, Weather: Fine, Rail Position: +6.5m 1000m-400m; +6m Remainder



BRISBANE RACING CLUB

Section	Overall	800m	600m	400m	200m
Section Times	0:57.18 [9] (0:13.51)	0:43.67 [5] (0:10.52)	0:33.15 [6] (0:10.49)	0:22.66 [6] (0:10.71)	0:11.95 [7] (0:11.95)
Average Speed [km/h]	53.5	69.1	68.7	67.5	60.2
Top Speed [km/h]	68.4	69.9	69.7	69.3	63.9
Avg. Dist. to Rail [m]	3.7	2.0	0.8	0.3	0.4
Avg. Stride Freq. [Hz]	2.2	2.5	2.5	2.5	2.3
Avg. Stride Length [m]	6.7	7.6	7.6	7.5	7.1



- [ ] Ranking at each section and finish
- .-.- No data available at this section
- NA No data available



Horse/Jockey Name	Battlefield
Final Rank	10
Fastest Section Time (Section)	0:10.44 (800m)
Top Speed [km/h] (Section)	70.9 (800m)
Race State	Finished



Eagle Farm QLD Professional

Race 10: SKY RACING BENCHMARK 90 Handicap - 1000m

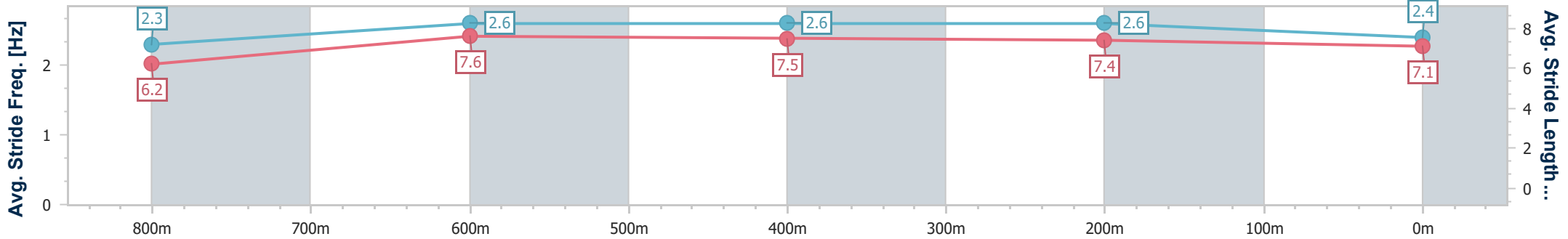
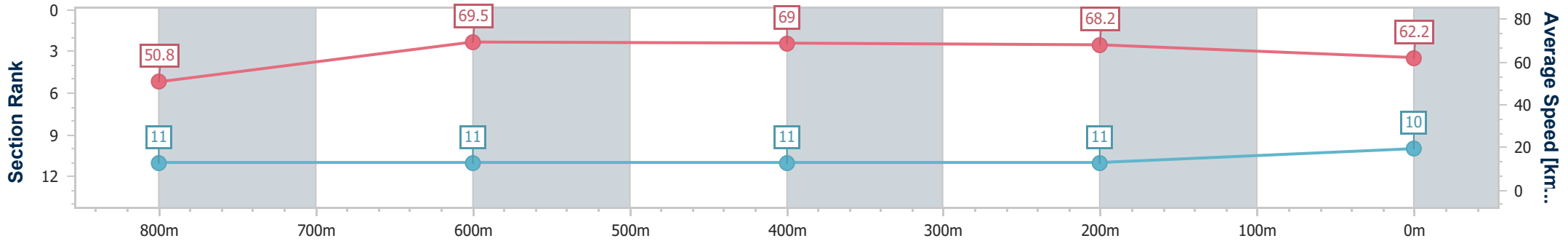
28 December 2024 - 17:44

Track Rating: Good 3, Weather: Fine, Rail Position: +6.5m 1000m-400m; +6m Remainder



BRISBANE RACING CLUB

Section	Overall	800m	600m	400m	200m
Section Times	0:57.22 [10] (0:14.22)	0:43.00 [11] (0:10.44)	0:32.56 [11] (0:10.47)	0:22.09 [11] (0:10.52)	0:11.57 [11] (0:11.57)
Average Speed [km/h]	50.8	69.5	69.0	68.2	62.2
Top Speed [km/h]	68.5	70.9	69.8	70.0	66.2
Avg. Dist. to Rail [m]	5.0	1.0	0.6	4.4	4.6
Avg. Stride Freq. [Hz]	2.3	2.6	2.6	2.6	2.4
Avg. Stride Length [m]	6.2	7.6	7.5	7.4	7.1



- [ ] Ranking at each section and finish
- .-.- No data available at this section
- NA No data available



Horse/Jockey Name	Mishani Sniper
Final Rank	11
Fastest Section Time (Section)	0:10.38 (800m)
Top Speed [km/h] (Section)	70.2 (800m)
Race State	Finished



Eagle Farm QLD Professional

Race 10: SKY RACING BENCHMARK 90 Handicap - 1000m

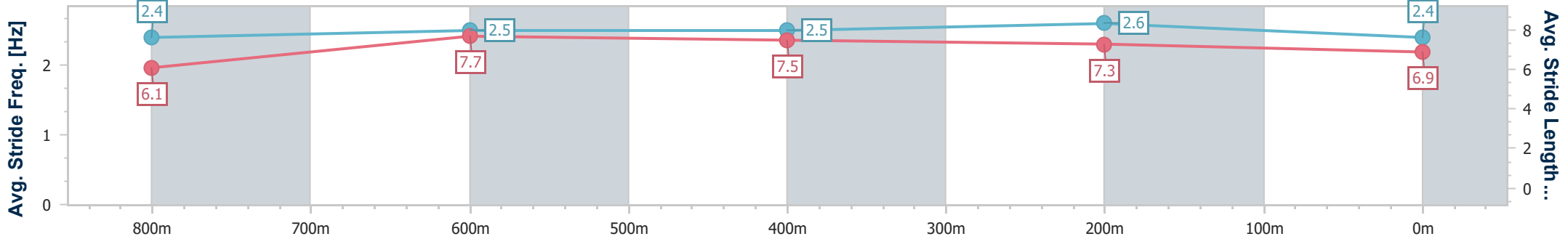
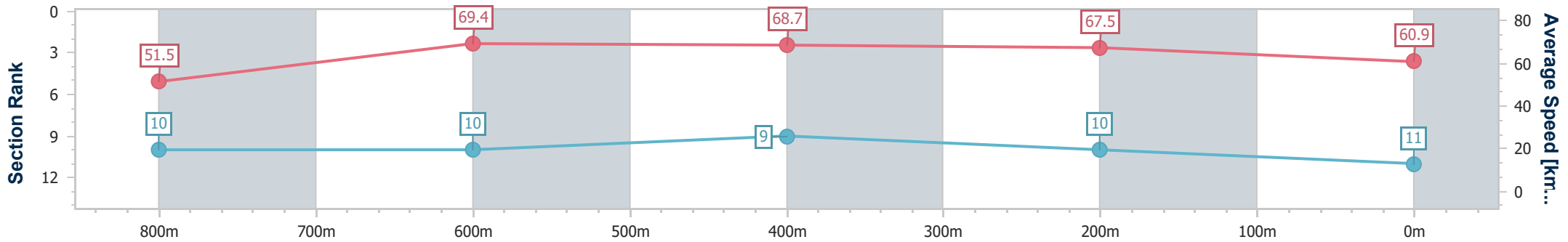
28 December 2024 - 17:44

Track Rating: Good 3, Weather: Fine, Rail Position: +6.5m 1000m-400m; +6m Remainder



BRISBANE RACING CLUB

Section	Overall	800m	600m	400m	200m
Section Times	0:57.32 [11] (0:14.07)	0:43.25 [10] (0:10.38)	0:32.87 [10] (0:10.42)	0:22.45 [9] (0:10.66)	0:11.79 [10] (0:11.79)
Average Speed [km/h]	51.5	69.4	68.7	67.5	60.9
Top Speed [km/h]	68.6	70.2	69.7	69.1	65.6
Avg. Dist. to Rail [m]	2.3	0.4	0.8	0.9	1.6
Avg. Stride Freq. [Hz]	2.4	2.5	2.5	2.6	2.4
Avg. Stride Length [m]	6.1	7.7	7.5	7.3	6.9



- [ ] Ranking at each section and finish
- .-.- No data available at this section
- NA No data available