



Ipswich QLD Professional
Race 3: RED BULL AUSTRALIA QTIS Three-Year-Old BENCHMARK 65
Handicap - 800m
27 December 2024 - 14:44



Track Rating: Good 4, Weather: Fine, Rail Position: +7m Entire

| Section | | Overall | 600m | 400m | 200m | Last 600m | | | | | |
|-------------|--|----------------------|----------------------|----------------------|--------------------------|--------------------------|--------------------------|--------------------------|---------|---------|----|
| Field Times | | 0:45.45 (0:13.63) | 0:31.82 (0:10.48) | 0:21.34 (0:10.43) | 0:10.91 (0:10.91) | 0:31.82 | | | | | |
| Rank | TAB Horse/Jockey | Barrier | Top Speed [km/h] | Fastest Section | Margin | | | Distance Travelled [m] | | | |
| 1 | 6 HEARTS ARE BETTER Damien Thornton | 1 | 68.9 400m | 0:10.48 400m | 0:45.45 [1] (0:13.63) | 0:31.82 [1] (0:10.49) | 0:21.33 [2] (0:10.48) | 0:10.85 [2] (0:10.85) | 0:45.45 | 0:31.82 | |
| 2 | 4 BONFIRE SPARK Madeleine Wishart | 5 | 69.7 400m | 0:10.43 600m | 0:45.55 [2] (0:13.68) | 0:31.87 [2] (0:10.43) | 0:21.44 [1] (0:10.43) | 0:11.01 [1] (0:11.01) | 0.56L | 0:31.87 | +2 |
| 3 | 2 MISHANI ROCK Les Tilley | 3 | 70.3 600m | 0:10.51 400m | 0:45.69 [3] (0:13.79) | 0:31.90 [4] (0:10.52) | 0:21.38 [4] (0:10.51) | 0:10.87 [3] (0:10.87) | 1.41L | 0:31.90 | +3 |
| 4 | 7 TAKE A BOW Fiona Sandkuhl | 4 | 69.6 600m | 0:10.45 600m | 0:45.83 [4] (0:14.21) | 0:31.62 [6] (0:10.45) | 0:21.17 [6] (0:10.56) | 0:10.61 [5] (0:10.61) | 2.25L | 0:31.62 | +1 |
| 5 | 1 I'LLTELLYOUGO Corey Sutherland | 2 | 69.2 Overall | 0:10.54 600m | 0:46.53 [5] (0:13.74) | 0:32.79 [3] (0:10.54) | 0:22.25 [3] (0:10.93) | 0:11.32 [4] (0:11.32) | 6.31L | 0:32.79 | -1 |
| 6 | 8 MISHANI INVINCIBLE Olivia Kendal | 6 | 69.1 600m | 0:10.61 600m | 0:46.65 [6] (0:13.87) | 0:32.78 [5] (0:10.61) | 0:22.17 [5] (0:10.81) | 0:11.36 [6] (0:11.36) | 7.05L | 0:32.78 | +3 |

Scratched: Inazuma Boy (#3), Head Case (#5)

[] Ranking at each section and finish
 -:-:- No data available at this section
 NA No data available

SCN Saddle cloth number
 DNF Did not finish
 DNT Did not track



| | |
|--------------------------------|-------------------|
| Horse/Jockey Name | Hearts Are Better |
| Final Rank | 1 |
| Fastest Section Time (Section) | 0:10.48 (400m) |
| Top Speed [km/h] (Section) | 68.9 (400m) |
| Race State | Finished |



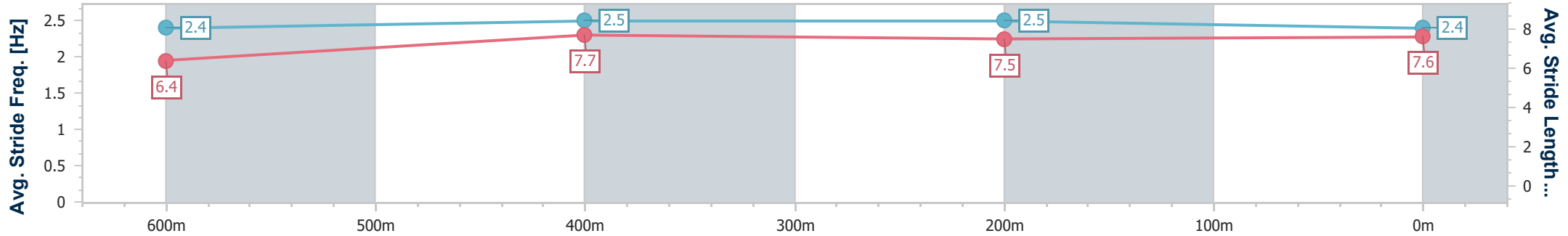
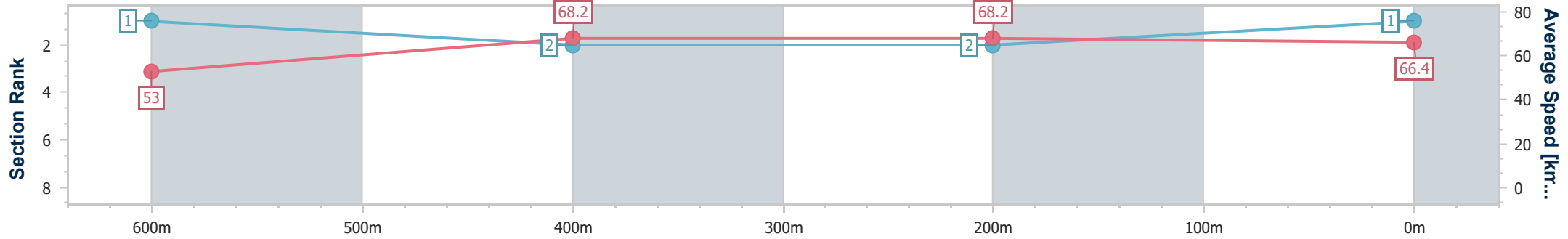
Ipswich QLD Professional
 Race 3: RED BULL AUSTRALIA QTIS Three-Year-Old
 BENCHMARK 65 Handicap - 800m



27 December 2024 - 14:44

Track Rating: Good 4, Weather: Fine, Rail Position: +7m Entire

| Section | Overall | 600m | 400m | 200m |
|------------------------|--------------------------|--------------------------|--------------------------|--------------------------|
| Section Times | 0:45.45 [1] (0:13.63) | 0:31.82 [1] (0:10.49) | 0:21.33 [2] (0:10.48) | 0:10.85 [2] (0:10.85) |
| Average Speed [km/h] | 53.0 | 68.2 | 68.2 | 66.4 |
| Top Speed [km/h] | 68.3 | 68.7 | 68.9 | 68.5 |
| Avg. Dist. to Rail [m] | 0.6 | 1.6 | 0.9 | 0.5 |
| Avg. Stride Freq. [Hz] | 2.4 | 2.5 | 2.5 | 2.4 |
| Avg. Stride Length [m] | 6.4 | 7.7 | 7.5 | 7.6 |



- [] Ranking at each section and finish
- .-.- No data available at this section
- NA No data available



| | |
|--------------------------------|----------------|
| Horse/Jockey Name | Bonfire Spark |
| Final Rank | 2 |
| Fastest Section Time (Section) | 0:10.43 (600m) |
| Top Speed [km/h] (Section) | 69.7 (400m) |
| Race State | Finished |



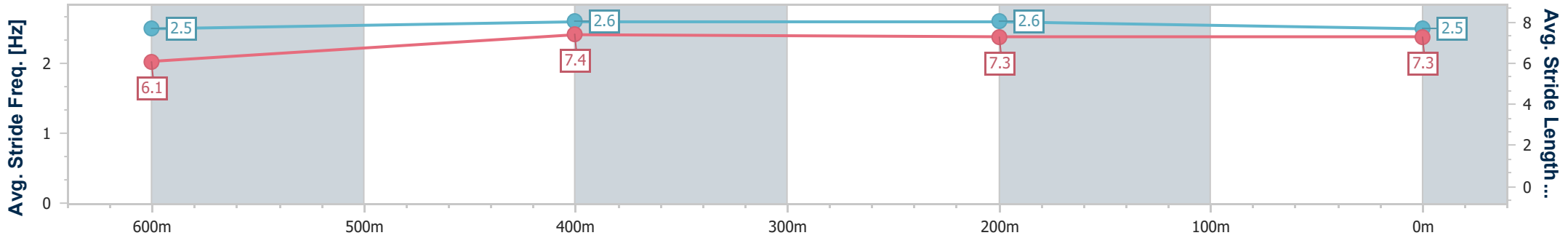
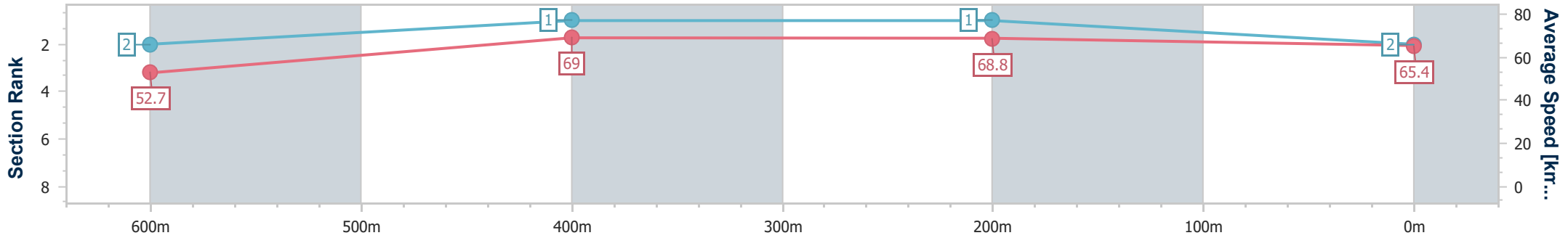
Ipswich QLD Professional
 Race 3: RED BULL AUSTRALIA QTIS Three-Year-Old
 BENCHMARK 65 Handicap - 800m



27 December 2024 - 14:44

Track Rating: Good 4, Weather: Fine, Rail Position: +7m Entire

| Section | Overall | 600m | 400m | 200m |
|------------------------|--------------------------|--------------------------|--------------------------|--------------------------|
| Section Times | 0:45.55 [2] (0:13.68) | 0:31.87 [2] (0:10.43) | 0:21.44 [1] (0:10.43) | 0:11.01 [1] (0:11.01) |
| Average Speed [km/h] | 52.7 | 69.0 | 68.8 | 65.4 |
| Top Speed [km/h] | 68.4 | 69.5 | 69.7 | 68.0 |
| Avg. Dist. to Rail [m] | 2.7 | 0.7 | 1.0 | 2.1 |
| Avg. Stride Freq. [Hz] | 2.5 | 2.6 | 2.6 | 2.5 |
| Avg. Stride Length [m] | 6.1 | 7.4 | 7.3 | 7.3 |



- [] Ranking at each section and finish
- .-.- No data available at this section
- NA No data available



| | |
|--------------------------------|----------------|
| Horse/Jockey Name | Mishani Rock |
| Final Rank | 3 |
| Fastest Section Time (Section) | 0:10.51 (400m) |
| Top Speed [km/h] (Section) | 70.3 (600m) |
| Race State | Finished |



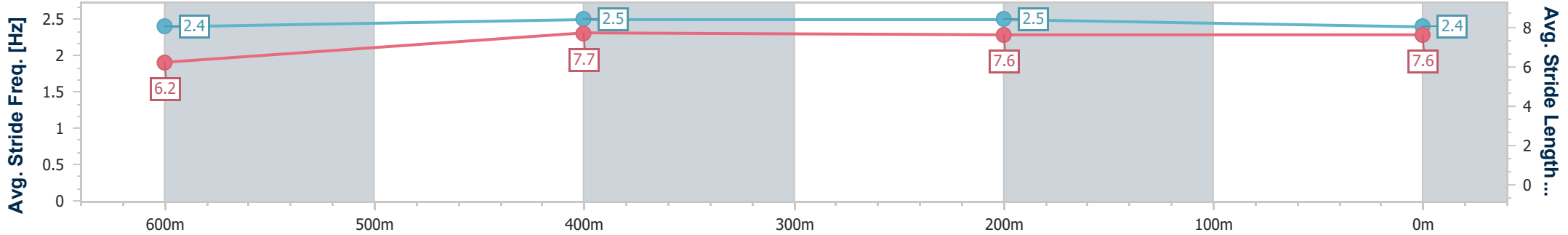
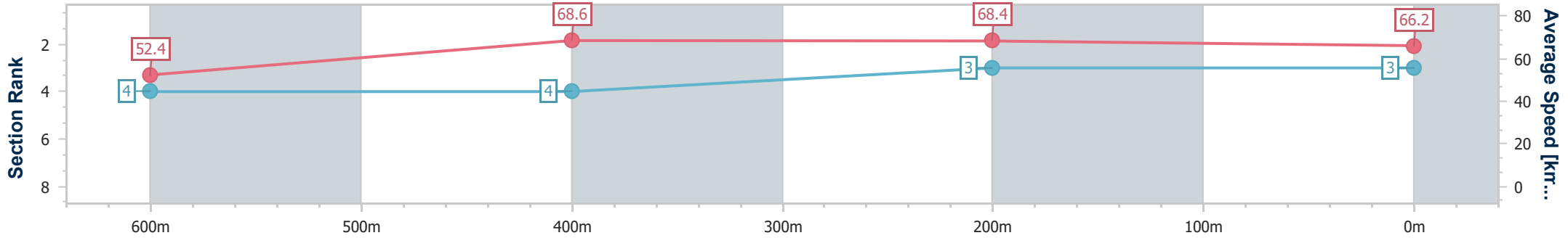
Ipswich QLD Professional
 Race 3: RED BULL AUSTRALIA QTIS Three-Year-Old
 BENCHMARK 65 Handicap - 800m



27 December 2024 - 14:44

Track Rating: Good 4, Weather: Fine, Rail Position: +7m Entire

| Section | Overall | 600m | 400m | 200m |
|------------------------|--------------------------|--------------------------|--------------------------|--------------------------|
| Section Times | 0:45.69 [3] (0:13.79) | 0:31.90 [4] (0:10.52) | 0:21.38 [4] (0:10.51) | 0:10.87 [3] (0:10.87) |
| Average Speed [km/h] | 52.4 | 68.6 | 68.4 | 66.2 |
| Top Speed [km/h] | 69.7 | 70.3 | 69.7 | 69.2 |
| Avg. Dist. to Rail [m] | 1.3 | 0.7 | 0.8 | 0.8 |
| Avg. Stride Freq. [Hz] | 2.4 | 2.5 | 2.5 | 2.4 |
| Avg. Stride Length [m] | 6.2 | 7.7 | 7.6 | 7.6 |



- [] Ranking at each section and finish
- .-.- No data available at this section
- NA No data available



| | |
|--------------------------------|----------------|
| Horse/Jockey Name | Take A Bow |
| Final Rank | 4 |
| Fastest Section Time (Section) | 0:10.45 (600m) |
| Top Speed [km/h] (Section) | 69.6 (600m) |
| Race State | Finished |



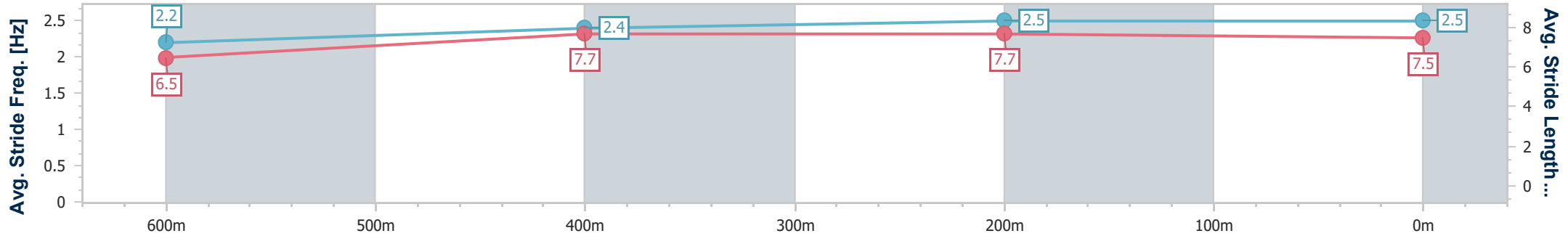
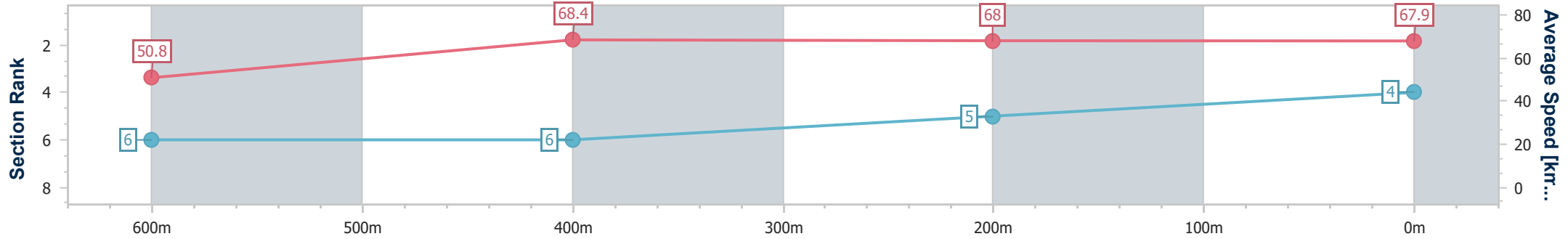
Ipswich QLD Professional
 Race 3: RED BULL AUSTRALIA QTIS Three-Year-Old
 BENCHMARK 65 Handicap - 800m



27 December 2024 - 14:44

Track Rating: Good 4, Weather: Fine, Rail Position: +7m Entire

| Section | Overall | 600m | 400m | 200m |
|------------------------|--------------------------|--------------------------|--------------------------|--------------------------|
| Section Times | 0:45.83 [4] (0:14.21) | 0:31.62 [6] (0:10.45) | 0:21.17 [6] (0:10.56) | 0:10.61 [5] (0:10.61) |
| Average Speed [km/h] | 50.8 | 68.4 | 68.0 | 67.9 |
| Top Speed [km/h] | 69.1 | 69.6 | 68.9 | 68.8 |
| Avg. Dist. to Rail [m] | 1.7 | 1.5 | 0.8 | 2.6 |
| Avg. Stride Freq. [Hz] | 2.2 | 2.4 | 2.5 | 2.5 |
| Avg. Stride Length [m] | 6.5 | 7.7 | 7.7 | 7.5 |



- [] Ranking at each section and finish
- .-.- No data available at this section
- NA No data available



| | |
|--------------------------------|----------------|
| Horse/Jockey Name | l'ltellyougo |
| Final Rank | 5 |
| Fastest Section Time (Section) | 0:10.54 (600m) |
| Top Speed [km/h] (Section) | 69.2 (Overall) |
| Race State | Finished |



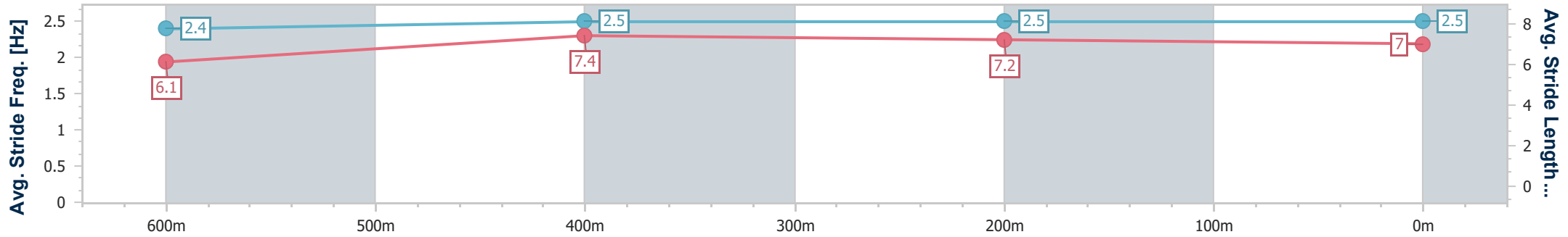
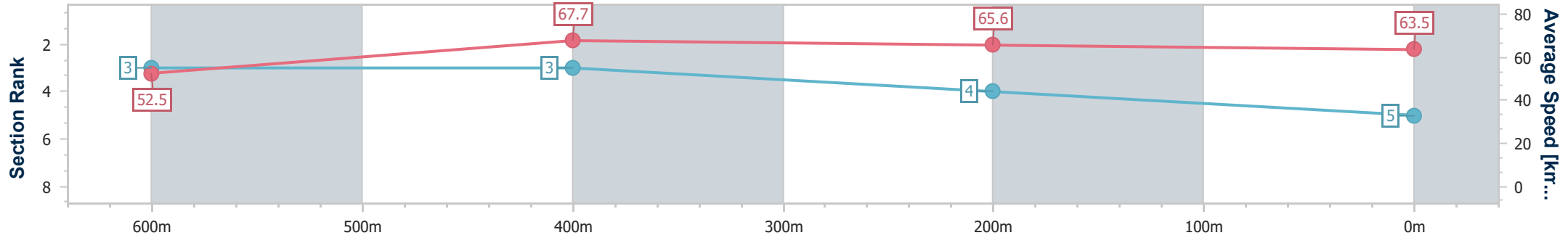
Ipswich QLD Professional
 Race 3: RED BULL AUSTRALIA QTIS Three-Year-Old
 BENCHMARK 65 Handicap - 800m



27 December 2024 - 14:44

Track Rating: Good 4, Weather: Fine, Rail Position: +7m Entire

| Section | Overall | 600m | 400m | 200m |
|------------------------|--------------------------|--------------------------|--------------------------|--------------------------|
| Section Times | 0:46.53 [5] (0:13.74) | 0:32.79 [3] (0:10.54) | 0:22.25 [3] (0:10.93) | 0:11.32 [4] (0:11.32) |
| Average Speed [km/h] | 52.5 | 67.7 | 65.6 | 63.5 |
| Top Speed [km/h] | 69.2 | 68.7 | 67.1 | 65.9 |
| Avg. Dist. to Rail [m] | 1.3 | 2.4 | 1.1 | 0.7 |
| Avg. Stride Freq. [Hz] | 2.4 | 2.5 | 2.5 | 2.5 |
| Avg. Stride Length [m] | 6.1 | 7.4 | 7.2 | 7.0 |



- [] Ranking at each section and finish
- .-.- No data available at this section
- NA No data available



| | |
|--------------------------------|--------------------|
| Horse/Jockey Name | Mishani Invincible |
| Final Rank | 6 |
| Fastest Section Time (Section) | 0:10.61 (600m) |
| Top Speed [km/h] (Section) | 69.1 (600m) |
| Race State | Finished |



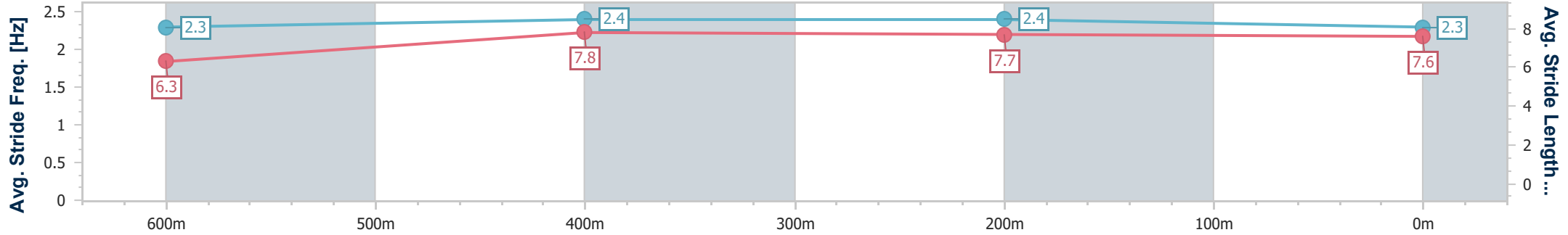
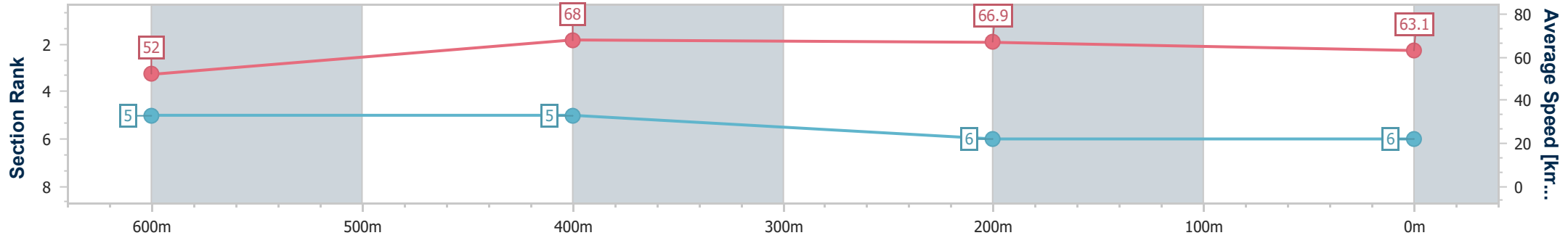
Ipswich QLD Professional
 Race 3: RED BULL AUSTRALIA QTIS Three-Year-Old
 BENCHMARK 65 Handicap - 800m



27 December 2024 - 14:44

Track Rating: Good 4, Weather: Fine, Rail Position: +7m Entire

| Section | Overall | 600m | 400m | 200m |
|------------------------|--------------------------|--------------------------|--------------------------|--------------------------|
| Section Times | 0:46.65 [6] (0:13.87) | 0:32.78 [5] (0:10.61) | 0:22.17 [5] (0:10.81) | 0:11.36 [6] (0:11.36) |
| Average Speed [km/h] | 52.0 | 68.0 | 66.9 | 63.1 |
| Top Speed [km/h] | 68.6 | 69.1 | 67.3 | 65.9 |
| Avg. Dist. to Rail [m] | 3.2 | 1.0 | 1.1 | 4.0 |
| Avg. Stride Freq. [Hz] | 2.3 | 2.4 | 2.4 | 2.3 |
| Avg. Stride Length [m] | 6.3 | 7.8 | 7.7 | 7.6 |



- [] Ranking at each section and finish
- .-.- No data available at this section
- NA No data available