



**Sunshine Coast QLD Professional**  
**Race 3: COASTAL VEHICLE SOLUTIONS BENCHMARK 68 Handicap - 1600m**  
**26 December 2024 - 14:30**



Track Rating: Good 4, Weather: Fine, Rail Position: True

Section		Overall	1400m	1200m	1000m	800m	600m	400m	Last 600m				
Field Times		1:37.79 (0:13.52)	1:24.27 (0:11.40)	1:12.87 (0:11.95)	1:00.92 (0:12.50)	0:48.42 (0:12.43)	0:35.99 (0:12.05)	0:23.94 (0:11.51)	0:35.99				
Rank	TAB Horse/Jockey	Barrier	Top Speed [km/h]	Fastest Section									Distance Travelled [m]
1	7 NIGHTSTICK Kyle Wilson-Taylor	4	67.7	0:11.48	1:37.79 [1] (0:13.58)	1:24.21 [3] (0:11.75)	1:12.46 [3] (0:12.20)	1:00.26 [5] (0:12.48)	0:47.78 [5] (0:12.02)	0:35.76 [3] (0:11.85)	0:23.91 [2] (0:11.48)	0:35.76	
2	4 COMMANDMENT Angela Jones	6	66.6	0:11.36	1:37.87 [2] (0:13.56)	1:24.31 [2] (0:11.36)	1:12.95 [1] (0:11.95)	1:01.00 [1] (0:12.50)	0:48.50 [1] (0:12.43)	0:36.07 [1] (0:12.05)	0:24.02 [1] (0:11.59)	0:36.07	-6
3	1 ZAHER Emily Lang	5	66.1	0:11.57	1:37.87 [3] (0:13.52)	1:24.35 [1] (0:11.58)	1:12.77 [2] (0:12.18)	1:00.59 [3] (0:12.44)	0:48.15 [4] (0:12.45)	0:35.70 [5] (0:11.94)	0:23.76 [5] (0:11.57)	0:35.70	-2
4	5 BARELLO Dale Smith	1	65.3	0:11.68	1:38.25 [4] (0:13.68)	1:24.57 [4] (0:11.68)	1:12.89 [5] (0:12.03)	1:00.86 [4] (0:12.27)	0:48.59 [3] (0:12.40)	0:36.19 [4] (0:11.94)	0:24.25 [3] (0:11.71)	0:36.19	-6
5	9 RHODES Mark Du Plessis	7	63.2	0:11.55	1:38.33 [5] (0:13.83)	1:24.50 [7] (0:11.71)	1:12.79 [6] (0:12.21)	1:00.58 [7] (0:12.45)	0:48.13 [7] (0:12.18)	0:35.95 [7] (0:12.02)	0:23.93 [7] (0:11.55)	0:35.95	-1
6	3 BELLA TIVACI Dan McGillivray	2	66.3	0:11.77	1:38.38 [6] (0:13.75)	1:24.63 [5] (0:11.79)	1:12.84 [7] (0:12.19)	1:00.65 [6] (0:12.33)	0:48.32 [6] (0:12.21)	0:36.11 [6] (0:11.95)	0:24.16 [6] (0:11.77)	0:36.11	-5
7	10 MAXIE TAP Trudy Thornton	3	65.6	0:11.58	1:39.25 [7] (0:13.76)	1:25.49 [6] (0:11.58)	1:13.91 [4] (0:11.92)	1:01.99 [2] (0:12.19)	0:49.80 [2] (0:12.43)	0:37.37 [2] (0:12.19)	0:25.18 [4] (0:12.14)	0:37.37	-1

Scratched: Miss Chenery (#2), Jungle Prince (#6), Divakara (#8)

[ ] Ranking at each section and finish  
 -:-:- No data available at this section  
 NA No data available

SCN Saddle cloth number  
 DNF Did not finish  
 DNT Did not track



**Sunshine Coast QLD Professional**  
**Race 3: COASTAL VEHICLE SOLUTIONS BENCHMARK 68 Handicap - 1600m**  
**26 December 2024 - 14:30**



Track Rating: Good 4, Weather: Fine, Rail Position: True

Section				200m				Last 600m	
Field Times				0:12.43 (0:12.43)				0:35.99	
Rank	TAB	Horse/Jockey	Barrier	Top Speed [km/h]	Fastest Section	Margin			Distance Travelled [m]
1	7	<b>NIGHTSTICK</b> Kyle Wilson-Taylor	4	67.7 Overall	0:11.48 400m	0:12.43 [1] (0:12.43)	1:37.79		0:35.76
2	4	<b>COMMANDMENT</b> Angela Jones	6	66.6 Overall	0:11.36 1400m	0:12.43 [2] (0:12.43)	0.3L		0:36.07 -6
3	1	<b>ZAHER</b> Emily Lang	5	66.1 Overall	0:11.57 400m	0:12.19 [3] (0:12.19)	0.4L		0:35.70 -2
4	5	<b>BARELLO</b> Dale Smith	1	65.3 Overall	0:11.68 1400m	0:12.54 [4] (0:12.54)	2.4L		0:36.19 -6
5	9	<b>RHODES</b> Mark Du Plessis	7	63.2 400m	0:11.55 400m	0:12.38 [5] (0:12.38)	2.7L		0:35.95 -1
6	3	<b>BELLA TIVACI</b> Dan McGillivray	2	66.3 Overall	0:11.77 400m	0:12.39 [6] (0:12.39)	2.9L		0:36.11 -5
7	10	<b>MAXIE TAP</b> Trudy Thornton	3	65.6 Overall	0:11.58 1400m	0:13.04 [7] (0:13.04)	7.9L		0:37.37 -1

Scratched: Miss Chenery (#2), Jungle Prince (#6), Divakara (#8)

[ ] Ranking at each section and finish  
 -:-:- No data available at this section  
 NA No data available

SCN Saddle cloth number  
 DNF Did not finish  
 DNT Did not track



Horse/Jockey Name	Nightstick
Final Rank	1
Fastest Section Time (Section)	0:11.48 (400m)
Top Speed [km/h] (Section)	67.7 (Overall)
Race State	Finished



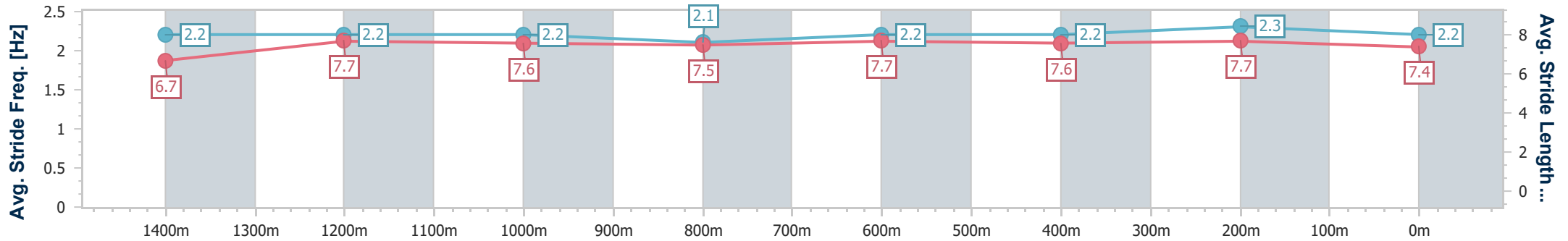
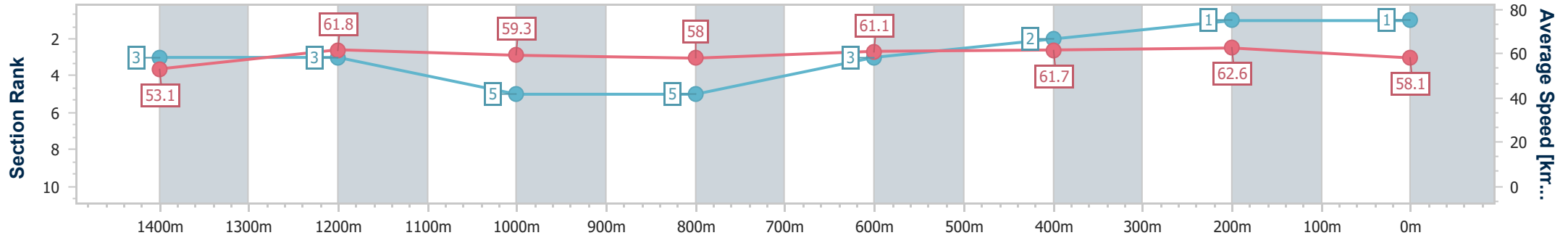
Sunshine Coast QLD Professional  
Race 3: COASTAL VEHICLE SOLUTIONS BENCHMARK 68  
Handicap - 1600m



26 December 2024 - 14:30

Track Rating: Good 4, Weather: Fine, Rail Position: True

Section	Overall	1400m	1200m	1000m	800m	600m	400m	200m
Section Times	1:37.79 [1] (0:13.58)	1:24.21 [3] (0:11.75)	1:12.46 [3] (0:12.20)	1:00.26 [5] (0:12.48)	0:47.78 [5] (0:12.02)	0:35.76 [3] (0:11.85)	0:23.91 [2] (0:11.48)	0:12.43 [1] (0:12.43)
Average Speed [km/h]	53.1	61.8	59.3	58.0	61.1	61.7	62.6	58.1
Top Speed [km/h]	67.7	64.0	60.1	59.0	63.0	63.2	63.5	61.0
Avg. Dist. to Rail [m]	7.7	3.6	3.3	3.4	2.9	2.5	5.4	5.7
Avg. Stride Freq. [Hz]	2.2	2.2	2.2	2.1	2.2	2.2	2.3	2.2
Avg. Stride Length [m]	6.7	7.7	7.6	7.5	7.7	7.6	7.7	7.4



- [ ] Ranking at each section and finish
- .-.- No data available at this section
- NA No data available



Horse/Jockey Name	Commandment
Final Rank	2
Fastest Section Time (Section)	0:11.36 (1400m)
Top Speed [km/h] (Section)	66.6 (Overall)
Race State	Finished



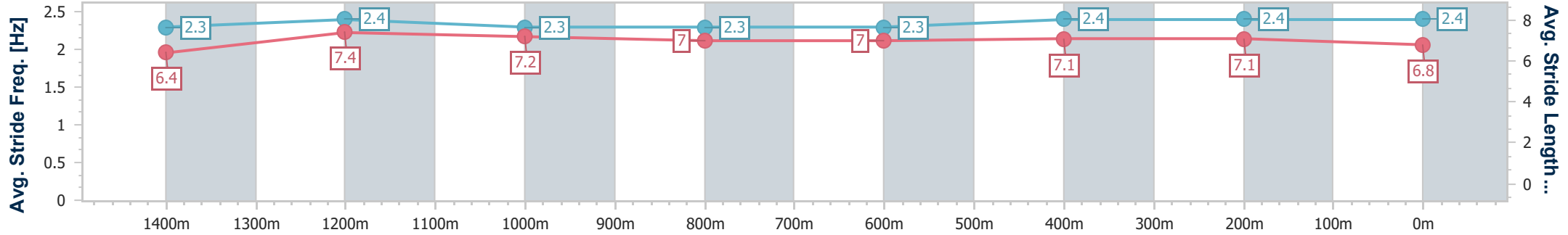
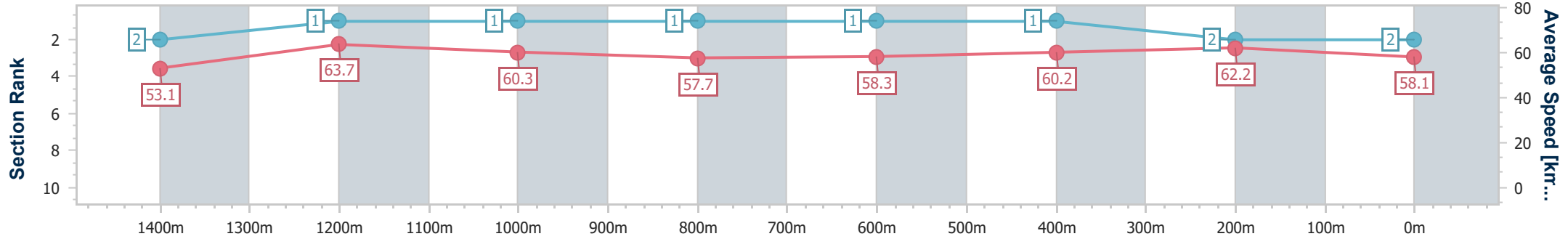
Sunshine Coast QLD Professional  
Race 3: COASTAL VEHICLE SOLUTIONS BENCHMARK 68  
Handicap - 1600m



26 December 2024 - 14:30

Track Rating: Good 4, Weather: Fine, Rail Position: True

Section	Overall	1400m	1200m	1000m	800m	600m	400m	200m
Section Times	1:37.87 [2] (0:13.56)	1:24.31 [2] (0:11.36)	1:12.95 [1] (0:11.95)	1:01.00 [1] (0:12.50)	0:48.50 [1] (0:12.43)	0:36.07 [1] (0:12.05)	0:24.02 [1] (0:11.59)	0:12.43 [2] (0:12.43)
Average Speed [km/h]	53.1	63.7	60.3	57.7	58.3	60.2	62.2	58.1
Top Speed [km/h]	66.6	66.1	61.5	58.8	58.8	62.4	62.8	60.6
Avg. Dist. to Rail [m]	9.3	3.6	1.7	1.0	1.0	1.5	3.5	4.2
Avg. Stride Freq. [Hz]	2.3	2.4	2.3	2.3	2.3	2.4	2.4	2.4
Avg. Stride Length [m]	6.4	7.4	7.2	7.0	7.0	7.1	7.1	6.8



- [ ] Ranking at each section and finish
- .-.- No data available at this section
- NA No data available



Horse/Jockey Name	Zaher
Final Rank	3
Fastest Section Time (Section)	0:11.57 (400m)
Top Speed [km/h] (Section)	66.1 (Overall)
Race State	Finished



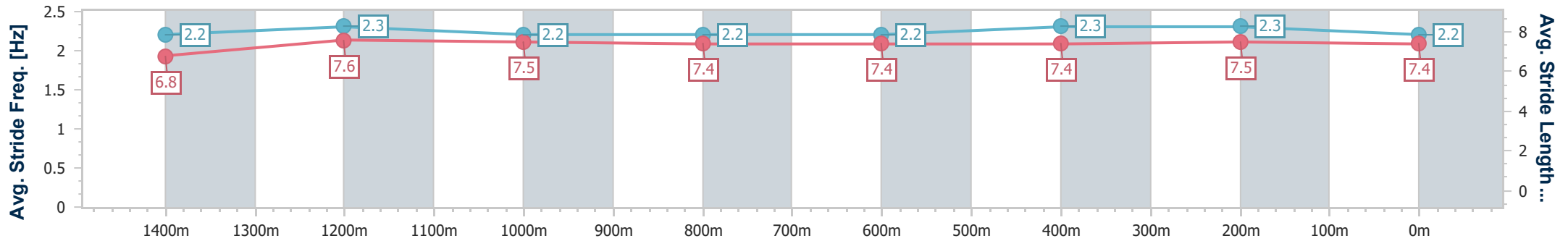
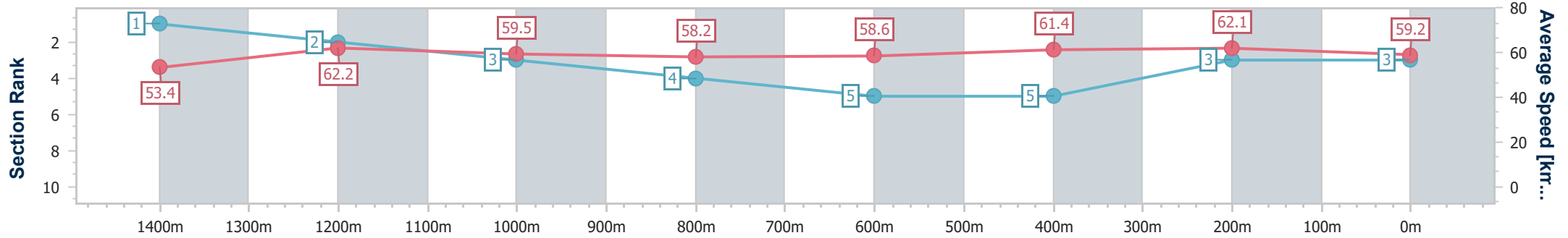
Sunshine Coast QLD Professional  
Race 3: COASTAL VEHICLE SOLUTIONS BENCHMARK 68  
Handicap - 1600m



26 December 2024 - 14:30

Track Rating: Good 4, Weather: Fine, Rail Position: True

Section	Overall	1400m	1200m	1000m	800m	600m	400m	200m
Section Times	1:37.87 [3] (0:13.52)	1:24.35 [1] (0:11.58)	1:12.77 [2] (0:12.18)	1:00.59 [3] (0:12.44)	0:48.15 [4] (0:12.45)	0:35.70 [5] (0:11.94)	0:23.76 [5] (0:11.57)	0:12.19 [3] (0:12.19)
Average Speed [km/h]	53.4	62.2	59.5	58.2	58.6	61.4	62.1	59.2
Top Speed [km/h]	66.1	65.8	60.1	58.8	59.9	63.4	63.0	61.2
Avg. Dist. to Rail [m]	8.6	3.0	2.9	3.0	2.1	2.8	6.6	7.4
Avg. Stride Freq. [Hz]	2.2	2.3	2.2	2.2	2.2	2.3	2.3	2.2
Avg. Stride Length [m]	6.8	7.6	7.5	7.4	7.4	7.4	7.5	7.4



- [ ] Ranking at each section and finish
- .-.- No data available at this section
- NA No data available



Horse/Jockey Name	Barello
Final Rank	4
Fastest Section Time (Section)	0:11.68 (1400m)
Top Speed [km/h] (Section)	65.3 (Overall)
Race State	Finished



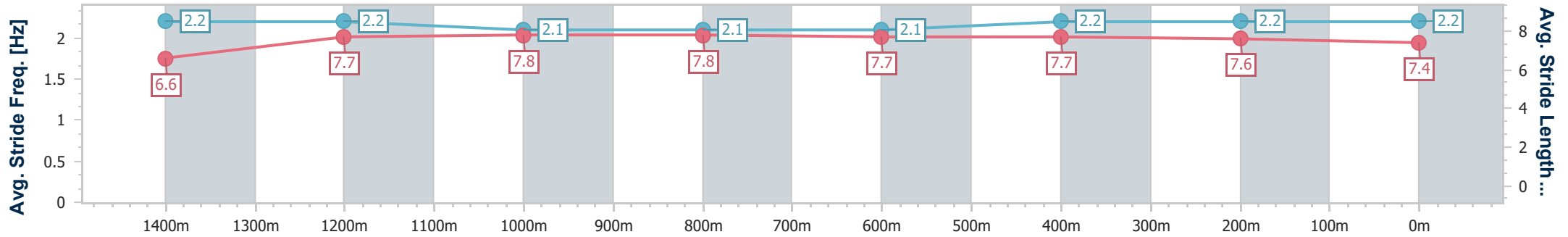
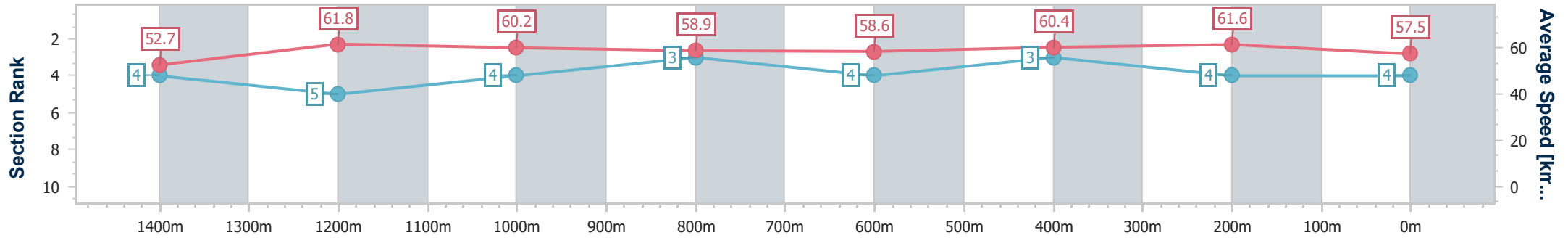
Sunshine Coast QLD Professional  
Race 3: COASTAL VEHICLE SOLUTIONS BENCHMARK 68  
Handicap - 1600m



26 December 2024 - 14:30

Track Rating: Good 4, Weather: Fine, Rail Position: True

Section	Overall	1400m	1200m	1000m	800m	600m	400m	200m
Section Times	1:38.25 [4] (0:13.68)	1:24.57 [4] (0:11.68)	1:12.89 [5] (0:12.03)	1:00.86 [4] (0:12.27)	0:48.59 [3] (0:12.40)	0:36.19 [4] (0:11.94)	0:24.25 [3] (0:11.71)	0:12.54 [4] (0:12.54)
Average Speed [km/h]	52.7	61.8	60.2	58.9	58.6	60.4	61.6	57.5
Top Speed [km/h]	65.3	64.9	60.6	59.8	59.2	61.7	62.2	60.5
Avg. Dist. to Rail [m]	4.7	2.5	2.3	2.1	1.3	0.5	3.9	4.5
Avg. Stride Freq. [Hz]	2.2	2.2	2.1	2.1	2.1	2.2	2.2	2.2
Avg. Stride Length [m]	6.6	7.7	7.8	7.8	7.7	7.7	7.6	7.4



- [ ] Ranking at each section and finish
- .-.- No data available at this section
- NA No data available



Horse/Jockey Name	Rhodes
Final Rank	5
Fastest Section Time (Section)	0:11.55 (400m)
Top Speed [km/h] (Section)	63.2 (400m)
Race State	Finished



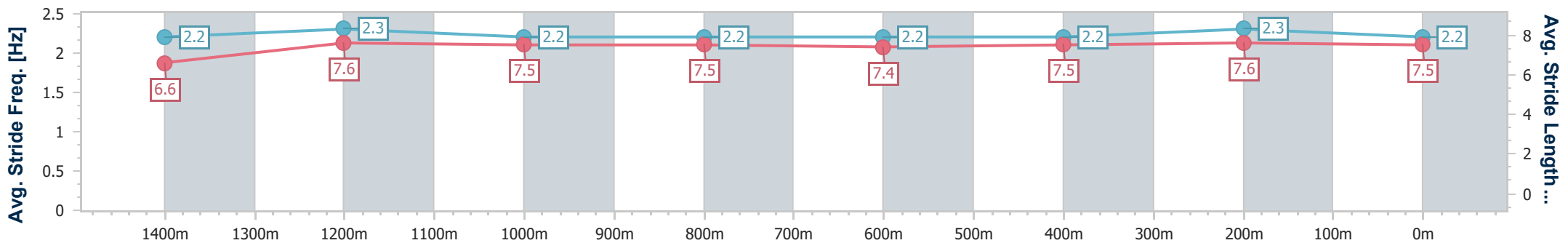
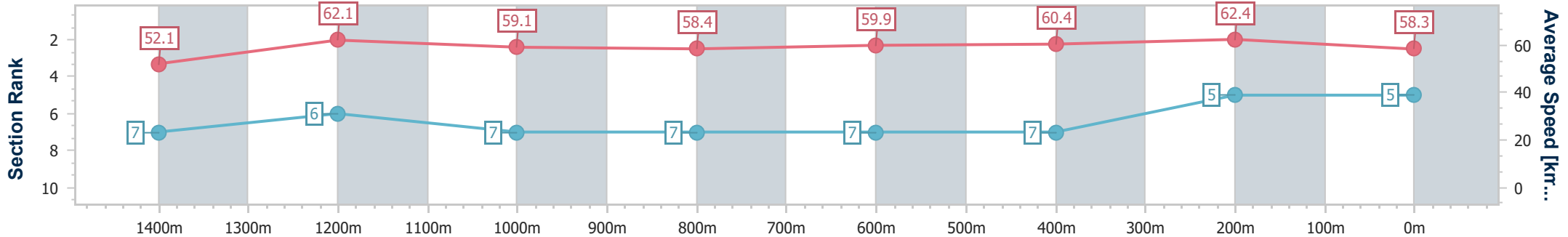
Sunshine Coast QLD Professional  
Race 3: COASTAL VEHICLE SOLUTIONS BENCHMARK 68  
Handicap - 1600m



26 December 2024 - 14:30

Track Rating: Good 4, Weather: Fine, Rail Position: True

Section	Overall	1400m	1200m	1000m	800m	600m	400m	200m
Section Times	1:38.33 [5] (0:13.83)	1:24.50 [7] (0:11.71)	1:12.79 [6] (0:12.21)	1:00.58 [7] (0:12.45)	0:48.13 [7] (0:12.18)	0:35.95 [7] (0:12.02)	0:23.93 [7] (0:11.55)	0:12.38 [5] (0:12.38)
Average Speed [km/h]	52.1	62.1	59.1	58.4	59.9	60.4	62.4	58.3
Top Speed [km/h]	62.9	62.6	60.4	59.4	61.8	63.1	63.2	61.7
Avg. Dist. to Rail [m]	10.7	3.9	3.2	2.9	2.3	1.9	6.3	6.8
Avg. Stride Freq. [Hz]	2.2	2.3	2.2	2.2	2.2	2.2	2.3	2.2
Avg. Stride Length [m]	6.6	7.6	7.5	7.5	7.4	7.5	7.6	7.5



- [ ] Ranking at each section and finish
- .-.- No data available at this section
- NA No data available



Horse/Jockey Name	Bella Tivaci
Final Rank	6
Fastest Section Time (Section)	0:11.77 (400m)
Top Speed [km/h] (Section)	66.3 (Overall)
Race State	Finished



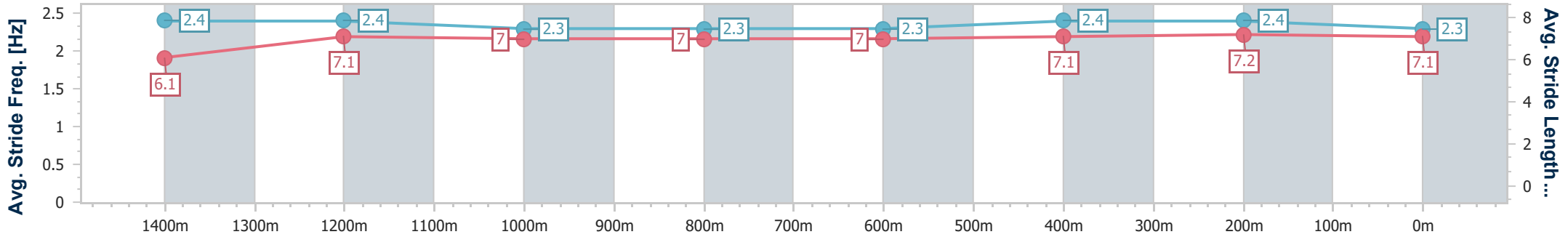
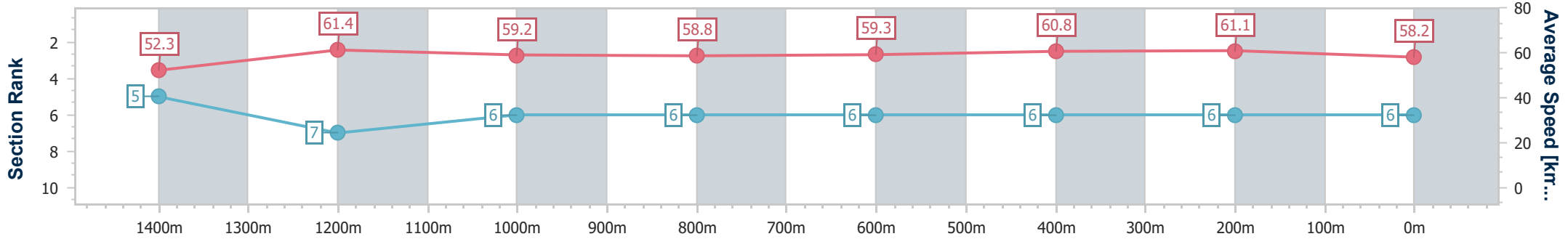
Sunshine Coast QLD Professional  
Race 3: COASTAL VEHICLE SOLUTIONS BENCHMARK 68  
Handicap - 1600m



26 December 2024 - 14:30

Track Rating: Good 4, Weather: Fine, Rail Position: True

Section	Overall	1400m	1200m	1000m	800m	600m	400m	200m
Section Times	1:38.38 [6] (0:13.75)	1:24.63 [5] (0:11.79)	1:12.84 [7] (0:12.19)	1:00.65 [6] (0:12.33)	0:48.32 [6] (0:12.21)	0:36.11 [6] (0:11.95)	0:24.16 [6] (0:11.77)	0:12.39 [6] (0:12.39)
Average Speed [km/h]	52.3	61.4	59.2	58.8	59.3	60.8	61.1	58.2
Top Speed [km/h]	66.3	65.8	59.8	59.8	60.9	62.4	62.0	60.6
Avg. Dist. to Rail [m]	5.6	2.8	2.0	1.9	1.2	1.4	5.4	5.6
Avg. Stride Freq. [Hz]	2.4	2.4	2.3	2.3	2.3	2.4	2.4	2.3
Avg. Stride Length [m]	6.1	7.1	7.0	7.0	7.0	7.1	7.2	7.1



- [ ] Ranking at each section and finish
- .-.- No data available at this section
- NA No data available





Horse/Jockey Name	Maxie Tap
Final Rank	7
Fastest Section Time (Section)	0:11.58 (1400m)
Top Speed [km/h] (Section)	65.6 (Overall)
Race State	Finished



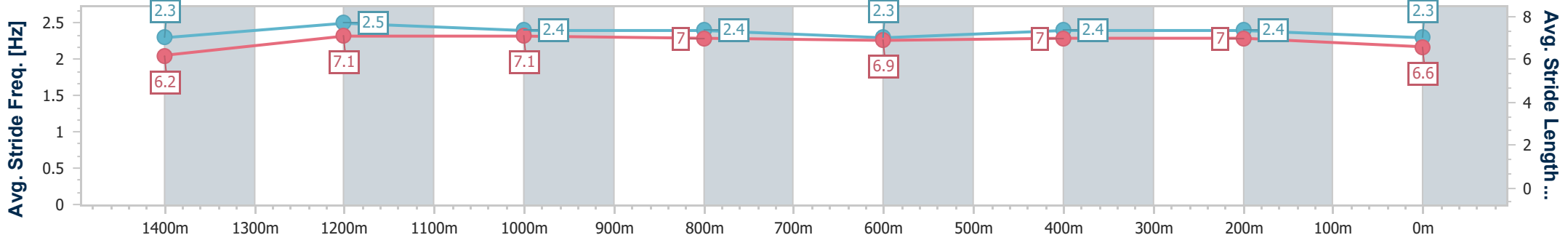
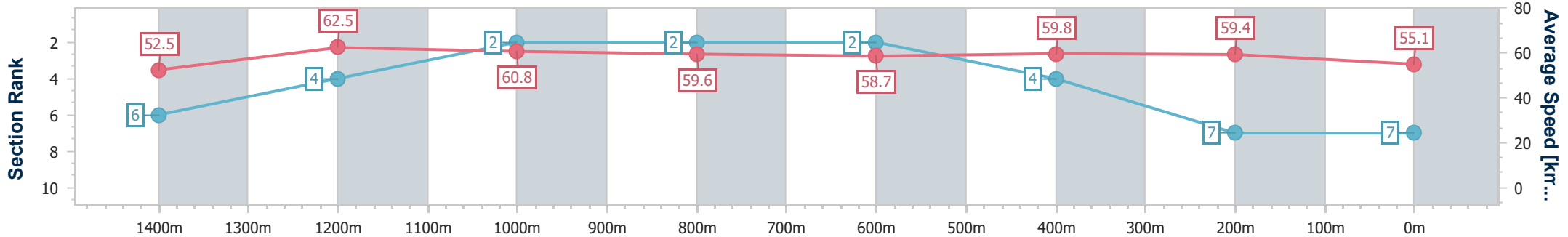
Sunshine Coast QLD Professional  
Race 3: COASTAL VEHICLE SOLUTIONS BENCHMARK 68  
Handicap - 1600m



26 December 2024 - 14:30

Track Rating: Good 4, Weather: Fine, Rail Position: True

Section	Overall	1400m	1200m	1000m	800m	600m	400m	200m
Section Times	1:39.25 [7] (0:13.76)	1:25.49 [6] (0:11.58)	1:13.91 [4] (0:11.92)	1:01.99 [2] (0:12.19)	0:49.80 [2] (0:12.43)	0:37.37 [2] (0:12.19)	0:25.18 [4] (0:12.14)	0:13.04 [7] (0:13.04)
Average Speed [km/h]	52.5	62.5	60.8	59.6	58.7	59.8	59.4	55.1
Top Speed [km/h]	65.6	65.3	61.5	60.3	60.1	61.2	60.0	57.8
Avg. Dist. to Rail [m]	7.0	4.4	5.0	3.8	2.3	2.0	3.7	2.7
Avg. Stride Freq. [Hz]	2.3	2.5	2.4	2.4	2.3	2.4	2.4	2.3
Avg. Stride Length [m]	6.2	7.1	7.1	7.0	6.9	7.0	7.0	6.6



- [ ] Ranking at each section and finish
- .-.- No data available at this section
- NA No data available