



# Mackay QLD Professional

## Race 3: LADBROKES PUNTER ASSIST Maiden Plate - 1300m

23 December 2024 - 14:49



MACKAY TURF CLUB  
Ooralea Racecourse

Track Rating: Soft 6, Weather: Fine, Rail Position: +0m Entire

Section												Last 600m	
Field Times												0:35.33	
					Overall	1200m	1000m	800m	600m	400m			
					1:17.85 (0:08.10)	1:09.75 (0:11.19)	0:58.56 (0:11.60)	0:46.96 (0:11.63)	0:35.33 (0:11.64)	0:23.69 (0:11.57)			
Rank	TAB	Horse/Jockey	Barrier	Top Speed [km/h]	Fastest Section							Distance Travelled [m]	
1	8	<b>ROTHFURY</b> Warwick Satherley	1	65.8 1200m	0:08.30 Overall	1:17.85 [1] (0:08.30)	1:09.55 [7] (0:11.15)	0:58.40 [2] (0:11.87)	0:46.53 [4] (0:11.54)	0:34.99 [3] (0:11.46)	0:23.53 [2] (0:11.41)	0:34.99	
2	12	<b>MISS PALLADIUM</b> Adrian Layt	6	66.5 1200m	0:08.10 Overall	1:18.06 [2] (0:08.10)	1:09.96 [1] (0:11.19)	0:58.77 [1] (0:11.61)	0:47.16 [2] (0:11.62)	0:35.54 [1] (0:11.64)	0:23.90 [1] (0:11.63)	0:35.54	+0
3	6	<b>RUN FREDDIE RUN</b> McKenzie Apel	8	66.6 1200m	0:08.26 Overall	1:18.39 [3] (0:08.26)	1:10.13 [5] (0:11.25)	0:58.88 [4] (0:11.38)	0:47.50 [1] (0:11.89)	0:35.61 [2] (0:11.82)	0:23.79 [3] (0:11.64)	0:35.61	+5
4	2	<b>BINGHAMTON</b> Justin Stanley	2	64.7 1200m	0:08.28 Overall	1:18.47 [4] (0:08.28)	1:10.19 [6] (0:11.45)	0:58.74 [6] (0:11.85)	0:46.89 [6] (0:11.60)	0:35.29 [5] (0:11.45)	0:23.84 [4] (0:11.59)	0:35.29	+0
5	13	<b>OUR ROSA ROSSA</b> Olivia Kendal	5	65.1 400m	0:08.11 Overall	1:18.60 [5] (0:08.11)	1:10.49 [2] (0:11.55)	0:58.94 [5] (0:11.88)	0:47.06 [5] (0:11.71)	0:35.35 [6] (0:11.80)	0:23.55 [6] (0:11.46)	0:35.35	+6
6	10	<b>FRUIT TINGLE</b> Pietro Romeo	4	64.2 1200m	0:08.44 Overall	1:18.75 [6] (0:08.44)	1:10.31 [9] (0:11.45)	0:58.86 [8] (0:11.91)	0:46.95 [9] (0:11.56)	0:35.39 [7] (0:11.62)	0:23.77 [5] (0:11.55)	0:35.39	-1
7	5	<b>PAUL EDWARD</b> Jackson Murphy	10	64.1 1200m	0:08.42 Overall	1:19.04 [7] (0:08.42)	1:10.62 [8] (0:11.51)	0:59.11 [9] (0:11.83)	0:47.28 [8] (0:11.84)	0:35.44 [9] (0:11.72)	0:23.72 [8] (0:11.61)	0:35.44	+4
8	7	<b>EMBELLISHED EYES</b> Shae Nielson	3	65.6 1200m	0:08.16 Overall	1:19.12 [8] (0:08.16)	1:10.96 [3] (0:11.34)	0:59.62 [3] (0:11.76)	0:47.86 [3] (0:11.84)	0:36.02 [4] (0:11.97)	0:24.05 [7] (0:11.84)	0:36.02	+1
9	3	<b>ICONIC PRINCE</b> Georgina Cartwright	7	64.2 1200m	0:08.23 Overall	1:19.21 [9] (0:08.23)	1:10.98 [4] (0:11.57)	0:59.41 [7] (0:11.95)	0:47.46 [7] (0:11.72)	0:35.74 [8] (0:11.94)	0:23.80 [9] (0:11.68)	0:35.74	+10
10	14	<b>POLLY HOFFA</b> Chelsea Jokic	9	64.5 1200m	0:08.76 Overall	1:19.24 [10] (0:08.76)	1:10.48 [10] (0:11.56)	0:58.92 [10] (0:11.73)	0:47.19 [10] (0:11.70)	0:35.49 [10] (0:11.70)	0:23.79 [10] (0:11.54)	0:35.49	+0

Scratched: All Powered Up (#1), Supeedo Gonzales (#9), One Percent (#4)

[ ] Ranking at each section and finish  
 -:-:- No data available at this section  
 NA No data available

SCN Saddle cloth number  
 DNF Did not finish  
 DNT Did not track



# Mackay QLD Professional

## Race 3: LADBROKES PUNTER ASSIST Maiden Plate - 1300m

23 December 2024 - 14:49



MACKAY TURF CLUB

Ooralea Racecourse

Track Rating: Soft 6, Weather: Fine, Rail Position: +0m Entire

Section	Overall	1200m	1000m	800m	600m	400m	Last 600m
Field Times	1:17.85 (0:08.10)	1:09.75 (0:11.19)	0:58.56 (0:11.60)	0:46.96 (0:11.63)	0:35.33 (0:11.64)	0:23.69 (0:11.57)	0:35.33

Rank	TAB	Horse/Jockey	Barrier	Top Speed [km/h]	Fastest Section	Distance Travelled [m]
11	11	WHATA BOBBI DAZZLA	11	65.5	0:08.92	
		Isabella Teh		1200m	Overall	+8

Scratched: All Powered Up (#1), Supeedo Gonzales (#9), One Percent (#4)

[ ] Ranking at each section and finish  
 -:-:- No data available at this section  
 NA No data available

SCN Saddle cloth number  
 DNF Did not finish  
 DNT Did not track



# Mackay QLD Professional

## Race 3: LADBROKES PUNTER ASSIST Maiden Plate - 1300m

23 December 2024 - 14:49



Track Rating: Soft 6, Weather: Fine, Rail Position: +0m Entire

Section							200m			Last 600m
Field Times							0:12.12			0:35.33
							(0:12.12)			
Rank	TAB	Horse/Jockey	Barrier	Top Speed [km/h]	Fastest Section	Margin				Distance Travelled [m]
1	8	<b>ROTHFURY</b> Warwick Satherley	1	65.8 1200m	0:08.30 Overall	0:12.12 [1] (0:12.12)	1:17.85		0:34.99	
2	12	<b>MISS PALLADIUM</b> Adrian Layt	6	66.5 1200m	0:08.10 Overall	0:12.27 [2] (0:12.27)	1.2L		0:35.54	+0
3	6	<b>RUN FREDDIE RUN</b> McKenzie Apel	8	66.6 1200m	0:08.26 Overall	0:12.15 [4] (0:12.15)	3.17L		0:35.61	+5
4	2	<b>BINGHAMTON</b> Justin Stanley	2	64.7 1200m	0:08.28 Overall	0:12.25 [3] (0:12.25)	3.67L		0:35.29	+0
5	13	<b>OUR ROSA ROSSA</b> Olivia Kendal	5	65.1 400m	0:08.11 Overall	0:12.09 [5] (0:12.09)	4.42L		0:35.35	+6
6	10	<b>FRUIT TINGLE</b> Pietro Romeo	4	64.2 1200m	0:08.44 Overall	0:12.22 [6] (0:12.22)	5.28L		0:35.39	-1
7	5	<b>PAUL EDWARD</b> Jackson Murphy	10	64.1 1200m	0:08.42 Overall	0:12.11 [8] (0:12.11)	7L		0:35.44	+4
8	7	<b>EMBELLISHED EYES</b> Shae Nielson	3	65.6 1200m	0:08.16 Overall	0:12.21 [7] (0:12.21)	7.47L		0:36.02	+1
9	3	<b>ICONIC PRINCE</b> Georgina Cartwright	7	64.2 1200m	0:08.23 Overall	0:12.12 [10] (0:12.12)	7.97L		0:35.74	+10
10	14	<b>POLLY HOFFA</b> Chelsea Jokic	9	64.5 1200m	0:08.76 Overall	0:12.25 [9] (0:12.25)	8.18L		0:35.49	+0

Scratched: All Powered Up (#1), Supeedo Gonzales (#9), One Percent (#4)

[ ] Ranking at each section and finish  
 -:-:- No data available at this section  
 NA No data available

SCN Saddle cloth number  
 DNF Did not finish  
 DNT Did not track



# Mackay QLD Professional

## Race 3: LADBROKES PUNTER ASSIST Maiden Plate - 1300m

23 December 2024 - 14:49



MACKAY TURF CLUB

Ooralea Racecourse

Track Rating: Soft 6, Weather: Fine, Rail Position: +0m Entire

Section				200m				Last 600m		
Field Times				0:12.12 (0:12.12)				0:35.33		
Rank	TAB	Horse/Jockey	Barrier	Top Speed [km/h]	Fastest Section	Margin			Distance Travelled [m]	
11	11	WHATA BOBBI DAZZLA	11	65.5	0:08.92	0:12.80 [11]	15.8L		0:36.67	+8
		Isabella Teh		1200m	Overall	(0:12.80)				

Scratched: All Powered Up (#1), Supeedo Gonzales (#9), One Percent (#4)

[ ] Ranking at each section and finish  
 -:-:- No data available at this section  
 NA No data available

SCN Saddle cloth number  
 DNF Did not finish  
 DNT Did not track



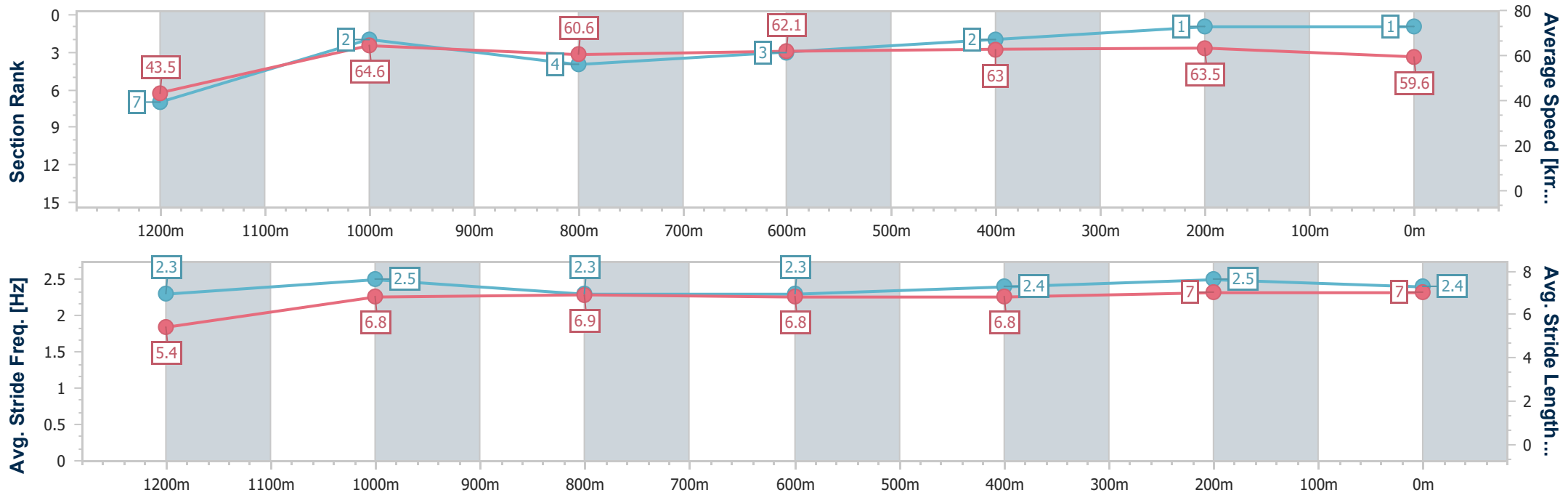
Horse/Jockey Name	Rothfury
Final Rank	1
Fastest Section Time (Section)	0:08.30 (Overall)
Top Speed [km/h] (Section)	65.8 (1200m)
Race State	Finished



Mackay QLD Professional  
 Race 3: LADBROKES PUNTER ASSIST Maiden Plate - 1300m  
 23 December 2024 - 14:49  
 Track Rating: Soft 6, Weather: Fine, Rail Position: +0m Entire



Section	Overall	1200m	1000m	800m	600m	400m	200m
Section Times	1:17.85 [1] (0:08.30)	1:09.55 [7] (0:11.15)	0:58.40 [2] (0:11.87)	0:46.53 [4] (0:11.54)	0:34.99 [3] (0:11.46)	0:23.53 [2] (0:11.41)	0:12.12 [1] (0:12.12)
Average Speed [km/h]	43.5	64.6	60.6	62.1	63.0	63.5	59.6
Top Speed [km/h]	62.1	65.8	62.7	63.1	63.8	64.2	63.2
Avg. Dist. to Rail [m]	3.0	0.7	0.3	0.5	1.1	4.2	5.6
Avg. Stride Freq. [Hz]	2.3	2.5	2.3	2.3	2.4	2.5	2.4
Avg. Stride Length [m]	5.4	6.8	6.9	6.8	6.8	7.0	7.0



- [ ] Ranking at each section and finish
- .-.- No data available at this section
- NA No data available



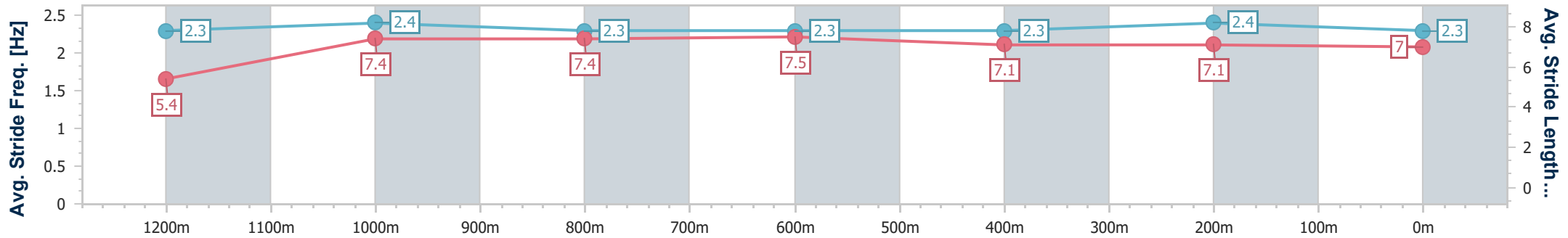
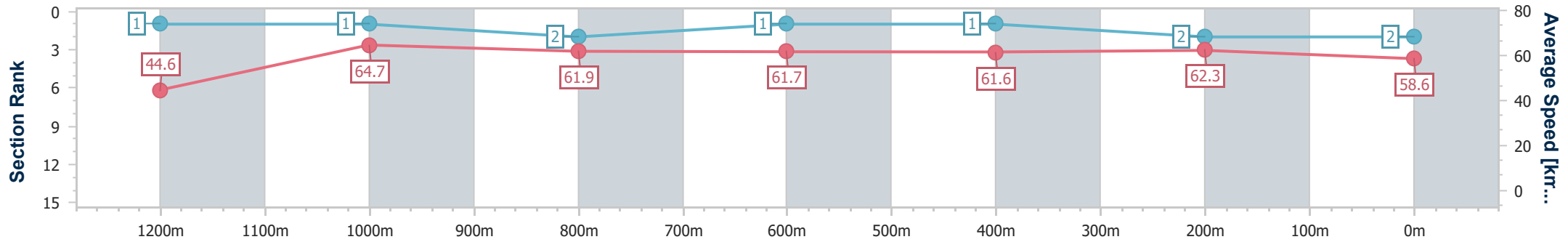
Horse/Jockey Name	Miss Palladium
Final Rank	2
Fastest Section Time (Section)	0:08.10 (Overall)
Top Speed [km/h] (Section)	66.5 (1200m)
Race State	Finished



Mackay QLD Professional  
 Race 3: LADBROKES PUNTER ASSIST Maiden Plate - 1300m  
 23 December 2024 - 14:49  
 Track Rating: Soft 6, Weather: Fine, Rail Position: +0m Entire



Section	Overall	1200m	1000m	800m	600m	400m	200m
Section Times	1:18.06 [2] (0:08.10)	1:09.96 [1] (0:11.19)	0:58.77 [1] (0:11.61)	0:47.16 [2] (0:11.62)	0:35.54 [1] (0:11.64)	0:23.90 [1] (0:11.63)	0:12.27 [2] (0:12.27)
Average Speed [km/h]	44.6	64.7	61.9	61.7	61.6	62.3	58.6
Top Speed [km/h]	63.0	66.5	62.9	62.8	62.4	62.6	61.5
Avg. Dist. to Rail [m]	9.2	3.4	0.4	0.8	1.1	4.2	5.4
Avg. Stride Freq. [Hz]	2.3	2.4	2.3	2.3	2.3	2.4	2.3
Avg. Stride Length [m]	5.4	7.4	7.4	7.5	7.1	7.1	7.0



- [ ] Ranking at each section and finish
- .-.- No data available at this section
- NA No data available



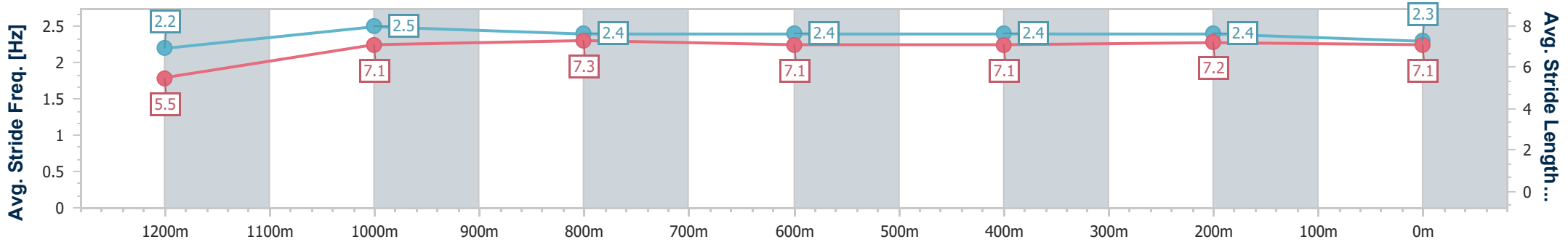
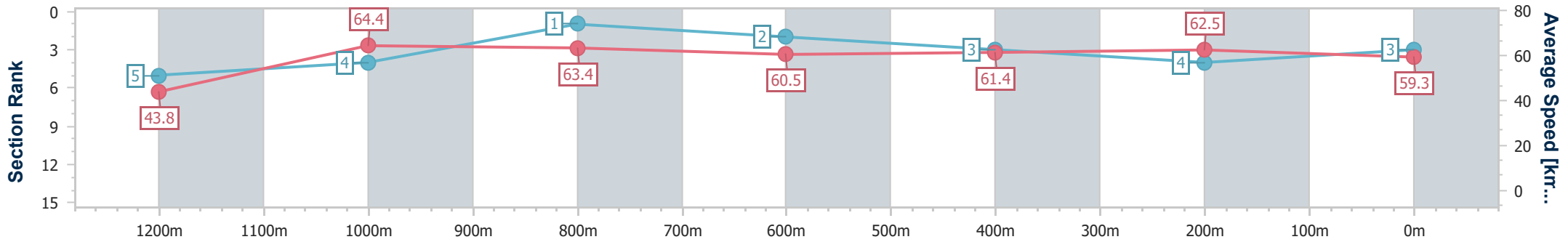
Horse/Jockey Name	Run Freddie Run
Final Rank	3
Fastest Section Time (Section)	0:08.26 (Overall)
Top Speed [km/h] (Section)	66.6 (1200m)
Race State	Finished



Mackay QLD Professional  
 Race 3: LADBROKES PUNTER ASSIST Maiden Plate - 1300m  
 23 December 2024 - 14:49  
 Track Rating: Soft 6, Weather: Fine, Rail Position: +0m Entire



Section	Overall	1200m	1000m	800m	600m	400m	200m
Section Times	1:18.39 [3] (0:08.26)	1:10.13 [5] (0:11.25)	0:58.88 [4] (0:11.38)	0:47.50 [1] (0:11.89)	0:35.61 [2] (0:11.82)	0:23.79 [3] (0:11.64)	0:12.15 [4] (0:12.15)
Average Speed [km/h]	43.8	64.4	63.4	60.5	61.4	62.5	59.3
Top Speed [km/h]	59.3	66.6	65.0	61.9	62.6	64.3	62.2
Avg. Dist. to Rail [m]	11.1	4.7	1.0	0.7	1.3	4.7	5.7
Avg. Stride Freq. [Hz]	2.2	2.5	2.4	2.4	2.4	2.4	2.3
Avg. Stride Length [m]	5.5	7.1	7.3	7.1	7.1	7.2	7.1



- [ ] Ranking at each section and finish
- .-.- No data available at this section
- NA No data available



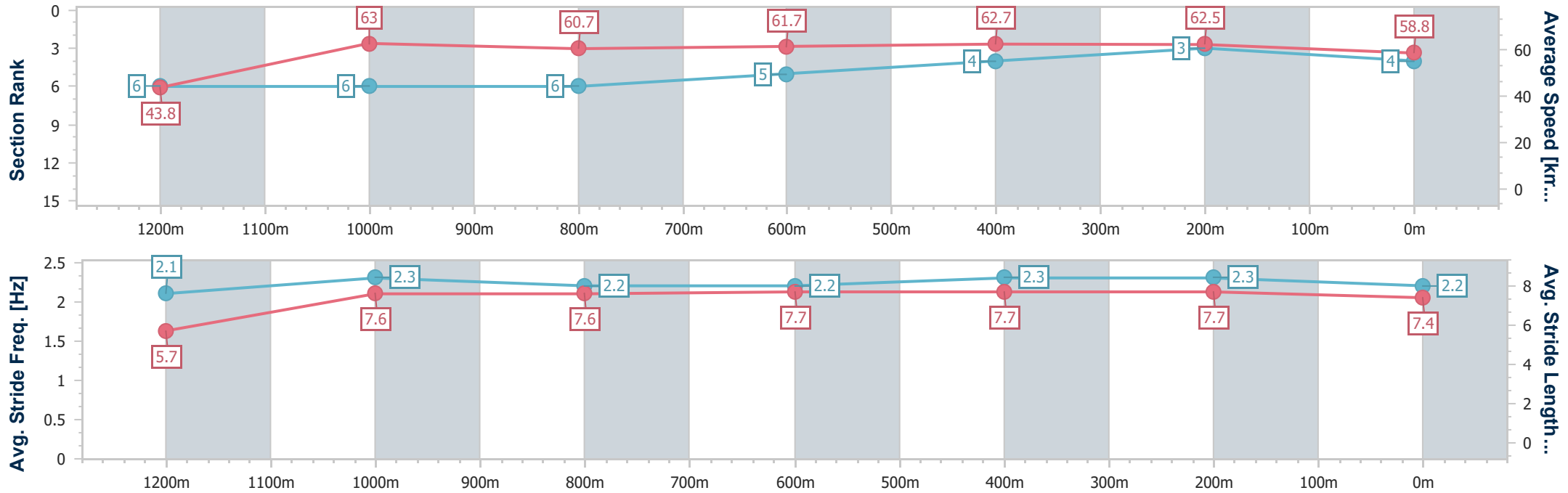
Horse/Jockey Name	Binghamton
Final Rank	4
Fastest Section Time (Section)	0:08.28 (Overall)
Top Speed [km/h] (Section)	64.7 (1200m)
Race State	Finished



Mackay QLD Professional  
 Race 3: LADBROKES PUNTER ASSIST Maiden Plate - 1300m  
 23 December 2024 - 14:49  
 Track Rating: Soft 6, Weather: Fine, Rail Position: +0m Entire



Section	Overall	1200m	1000m	800m	600m	400m	200m
Section Times	1:18.47 [4] (0:08.28)	1:10.19 [6] (0:11.45)	0:58.74 [6] (0:11.85)	0:46.89 [6] (0:11.60)	0:35.29 [5] (0:11.45)	0:23.84 [4] (0:11.59)	0:12.25 [3] (0:12.25)
Average Speed [km/h]	43.8	63.0	60.7	61.7	62.7	62.5	58.8
Top Speed [km/h]	60.2	64.7	63.0	64.0	63.7	63.0	61.7
Avg. Dist. to Rail [m]	4.6	1.3	0.4	1.0	1.0	2.7	1.3
Avg. Stride Freq. [Hz]	2.1	2.3	2.2	2.2	2.3	2.3	2.2
Avg. Stride Length [m]	5.7	7.6	7.6	7.7	7.7	7.7	7.4



- [ ] Ranking at each section and finish
- .-.- No data available at this section
- NA No data available





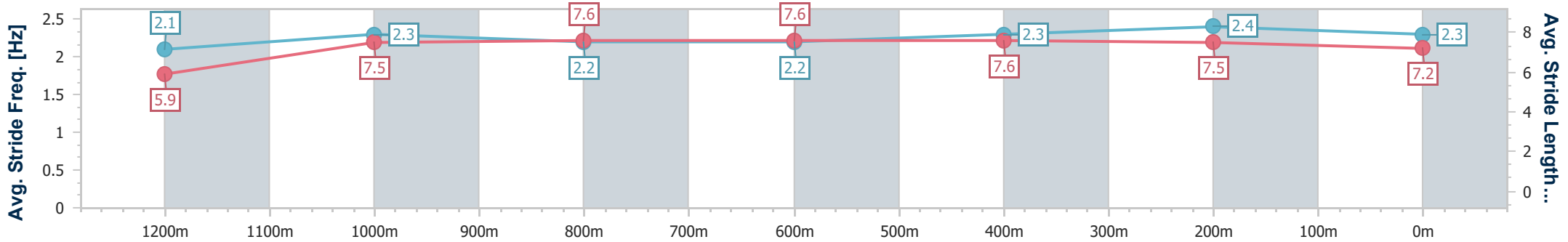
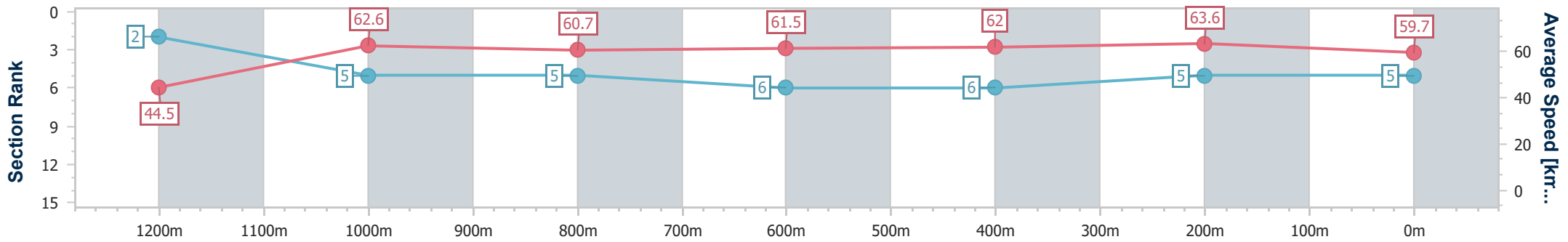
Horse/Jockey Name	Our Rosa Rossa
Final Rank	5
Fastest Section Time (Section)	0:08.11 (Overall)
Top Speed [km/h] (Section)	65.1 (400m)
Race State	Finished



Mackay QLD Professional  
 Race 3: LADBROKES PUNTER ASSIST Maiden Plate - 1300m  
 23 December 2024 - 14:49  
 Track Rating: Soft 6, Weather: Fine, Rail Position: +0m Entire



Section	Overall	1200m	1000m	800m	600m	400m	200m
Section Times	1:18.60 [5] (0:08.11)	1:10.49 [2] (0:11.55)	0:58.94 [5] (0:11.88)	0:47.06 [5] (0:11.71)	0:35.35 [6] (0:11.80)	0:23.55 [6] (0:11.46)	0:12.09 [5]
Average Speed [km/h]	44.5	62.6	60.7	61.5	62.0	63.6	59.7
Top Speed [km/h]	60.0	63.4	62.4	63.6	64.1	65.1	63.3
Avg. Dist. to Rail [m]	7.7	3.0	0.6	0.3	2.3	7.0	8.6
Avg. Stride Freq. [Hz]	2.1	2.3	2.2	2.2	2.3	2.4	2.3
Avg. Stride Length [m]	5.9	7.5	7.6	7.6	7.6	7.5	7.2



- [ ] Ranking at each section and finish
- .-.- No data available at this section
- NA No data available



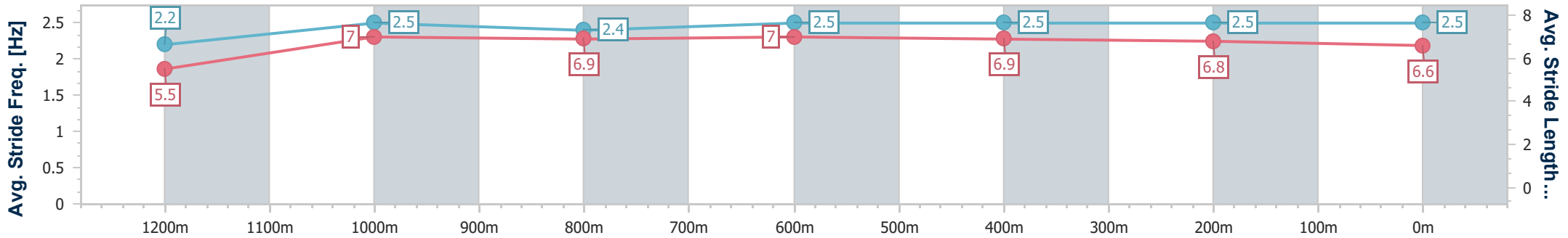
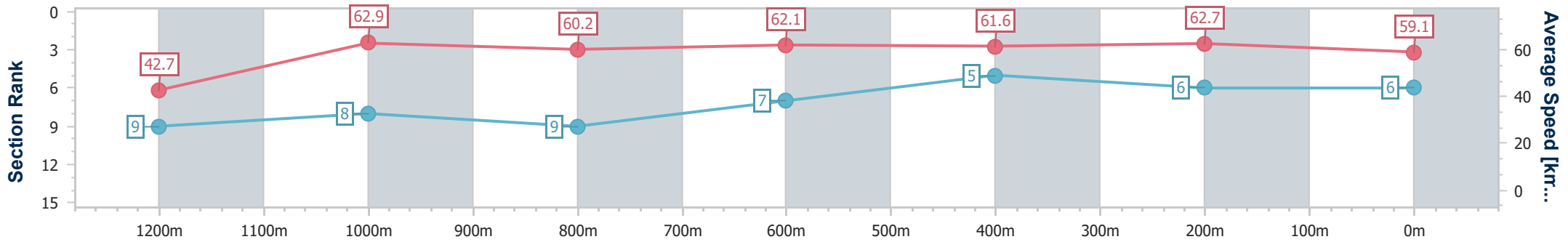
Horse/Jockey Name	Fruit Tingle
Final Rank	6
Fastest Section Time (Section)	0:08.44 (Overall)
Top Speed [km/h] (Section)	64.2 (1200m)
Race State	Finished



Mackay QLD Professional  
 Race 3: LADBROKES PUNTER ASSIST Maiden Plate - 1300m  
 23 December 2024 - 14:49  
 Track Rating: Soft 6, Weather: Fine, Rail Position: +0m Entire



Section	Overall	1200m	1000m	800m	600m	400m	200m
Section Times	1:18.75 [6] (0:08.44)	1:10.31 [9] (0:11.45)	0:58.86 [8] (0:11.91)	0:46.95 [9] (0:11.56)	0:35.39 [7] (0:11.62)	0:23.77 [5] (0:11.55)	0:12.22 [6] (0:12.22)
Average Speed [km/h]	42.7	62.9	60.2	62.1	61.6	62.7	59.1
Top Speed [km/h]	58.8	64.2	63.1	64.1	62.9	63.3	62.0
Avg. Dist. to Rail [m]	6.6	1.4	1.2	1.4	1.1	3.2	3.3
Avg. Stride Freq. [Hz]	2.2	2.5	2.4	2.5	2.5	2.5	2.5
Avg. Stride Length [m]	5.5	7.0	6.9	7.0	6.9	6.8	6.6



- [ ] Ranking at each section and finish
- .-.- No data available at this section
- NA No data available



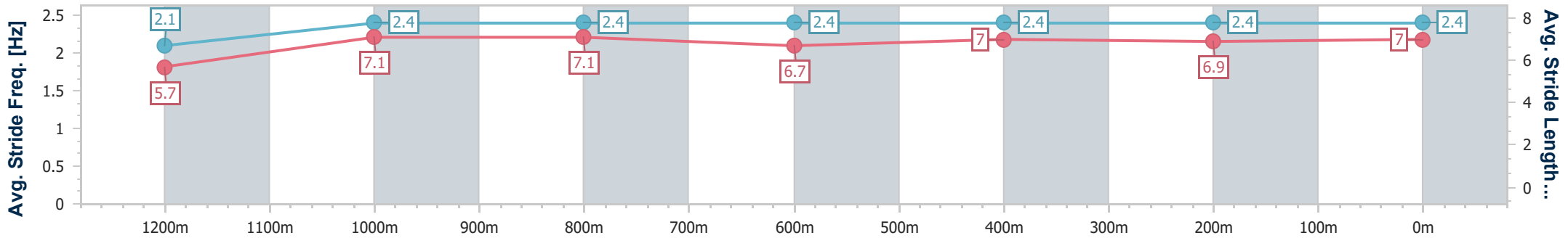
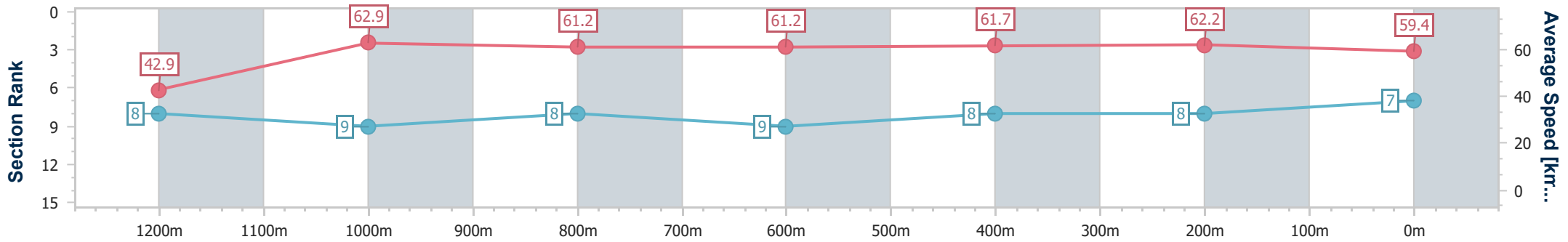
Horse/Jockey Name	Paul Edward
Final Rank	7
Fastest Section Time (Section)	0:08.42 (Overall)
Top Speed [km/h] (Section)	64.1 (1200m)
Race State	Finished



Mackay QLD Professional  
 Race 3: LADBROKES PUNTER ASSIST Maiden Plate - 1300m  
 23 December 2024 - 14:49  
 Track Rating: Soft 6, Weather: Fine, Rail Position: +0m Entire



Section	Overall	1200m	1000m	800m	600m	400m	200m
Section Times	1:19.04 [7] (0:08.42)	1:10.62 [8] (0:11.51)	0:59.11 [9] (0:11.83)	0:47.28 [8] (0:11.84)	0:35.44 [9] (0:11.72)	0:23.72 [8] (0:11.61)	0:12.11 [8]
Average Speed [km/h]	42.9	62.9	61.2	61.2	61.7	62.2	59.4
Top Speed [km/h]	59.9	64.1	62.6	63.2	63.7	62.8	62.0
Avg. Dist. to Rail [m]	11.6	3.4	1.8	1.9	0.6	3.7	5.8
Avg. Stride Freq. [Hz]	2.1	2.4	2.4	2.4	2.4	2.4	2.4
Avg. Stride Length [m]	5.7	7.1	7.1	6.7	7.0	6.9	7.0



- [ ] Ranking at each section and finish
- .-.- No data available at this section
- NA No data available



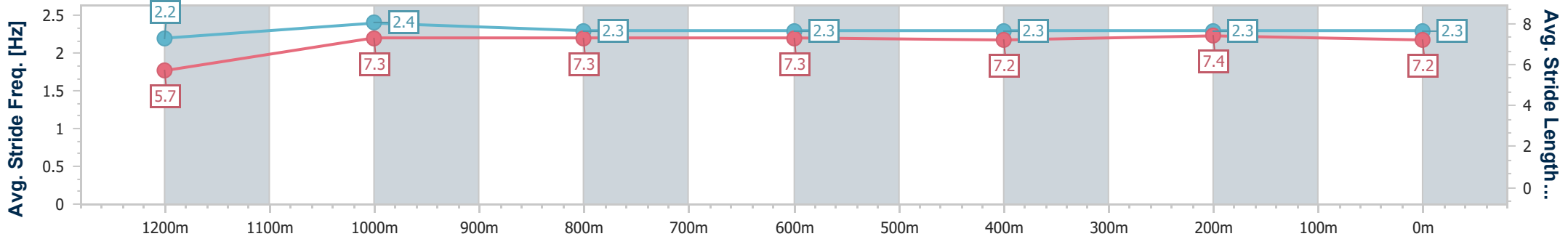
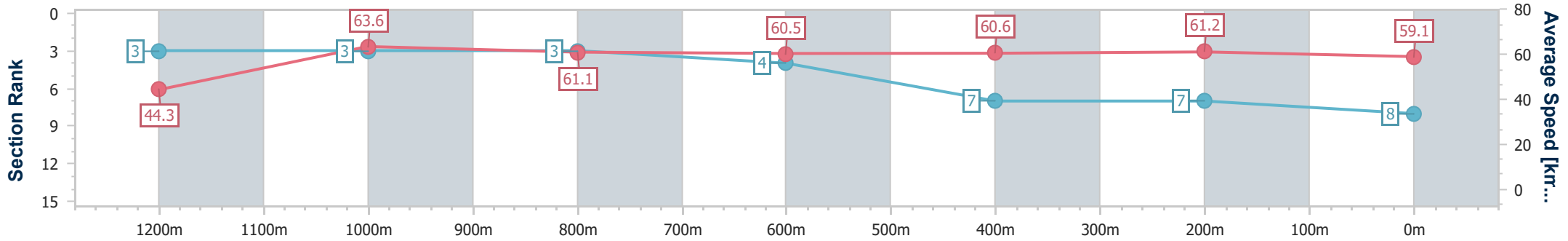
Horse/Jockey Name	Embellished Eyes
Final Rank	8
Fastest Section Time (Section)	0:08.16 (Overall)
Top Speed [km/h] (Section)	65.6 (1200m)
Race State	Finished



Mackay QLD Professional  
 Race 3: LADBROKES PUNTER ASSIST Maiden Plate - 1300m  
 23 December 2024 - 14:49  
 Track Rating: Soft 6, Weather: Fine, Rail Position: +0m Entire



Section	Overall	1200m	1000m	800m	600m	400m	200m
Section Times	1:19.12 [8] (0:08.16)	1:10.96 [3] (0:11.34)	0:59.62 [3] (0:11.76)	0:47.86 [3] (0:11.84)	0:36.02 [4] (0:11.97)	0:24.05 [7] (0:11.84)	0:12.21 [7] (0:12.21)
Average Speed [km/h]	44.3	63.6	61.1	60.5	60.6	61.2	59.1
Top Speed [km/h]	59.9	65.6	62.6	62.4	62.4	63.0	60.7
Avg. Dist. to Rail [m]	6.4	1.6	0.9	0.6	1.2	4.6	5.9
Avg. Stride Freq. [Hz]	2.2	2.4	2.3	2.3	2.3	2.3	2.3
Avg. Stride Length [m]	5.7	7.3	7.3	7.3	7.2	7.4	7.2



- [ ] Ranking at each section and finish
- .-.- No data available at this section
- NA No data available



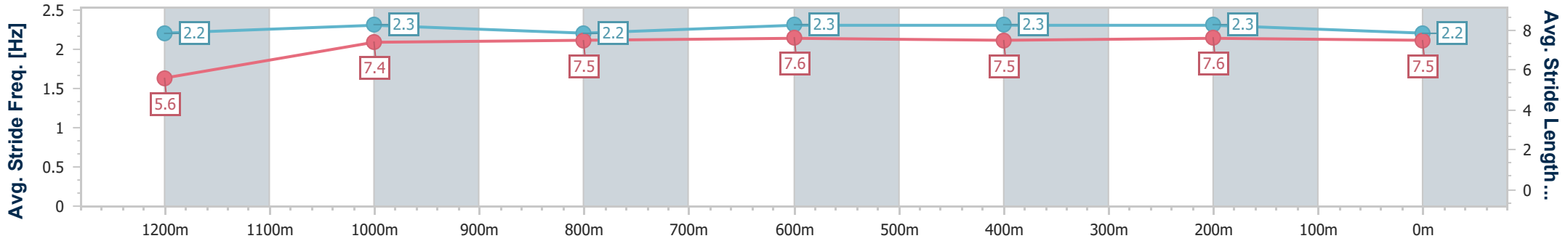
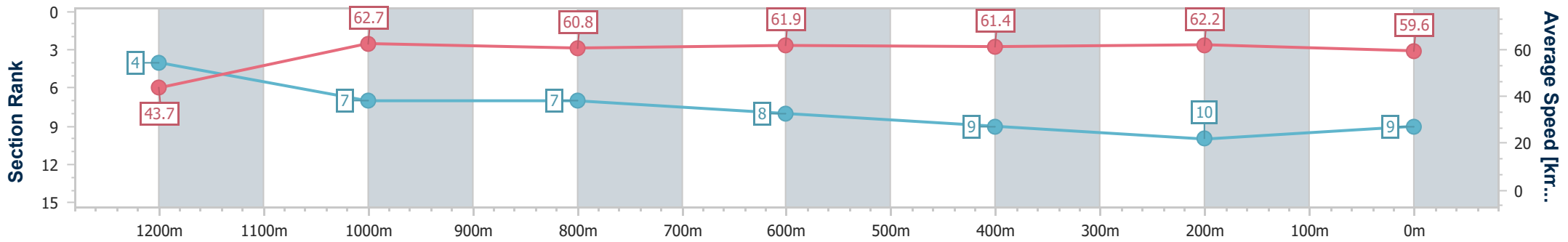
Horse/Jockey Name	Iconic Prince
Final Rank	9
Fastest Section Time (Section)	0:08.23 (Overall)
Top Speed [km/h] (Section)	64.2 (1200m)
Race State	Finished



Mackay QLD Professional  
 Race 3: LADBROKES PUNTER ASSIST Maiden Plate - 1300m  
 23 December 2024 - 14:49  
 Track Rating: Soft 6, Weather: Fine, Rail Position: +0m Entire



Section	Overall	1200m	1000m	800m	600m	400m	200m
Section Times	1:19.21 [9] (0:08.23)	1:10.98 [4] (0:11.57)	0:59.41 [7] (0:11.95)	0:47.46 [7] (0:11.72)	0:35.74 [8] (0:11.94)	0:23.80 [9] (0:11.68)	0:12.12 [10] (0:12.12)
Average Speed [km/h]	43.7	62.7	60.8	61.9	61.4	62.2	59.6
Top Speed [km/h]	61.3	64.2	63.5	63.5	63.6	63.2	61.4
Avg. Dist. to Rail [m]	10.1	4.8	3.0	2.8	2.5	5.5	7.5
Avg. Stride Freq. [Hz]	2.2	2.3	2.2	2.3	2.3	2.3	2.2
Avg. Stride Length [m]	5.6	7.4	7.5	7.6	7.5	7.6	7.5



- [ ] Ranking at each section and finish
- .-.- No data available at this section
- NA No data available



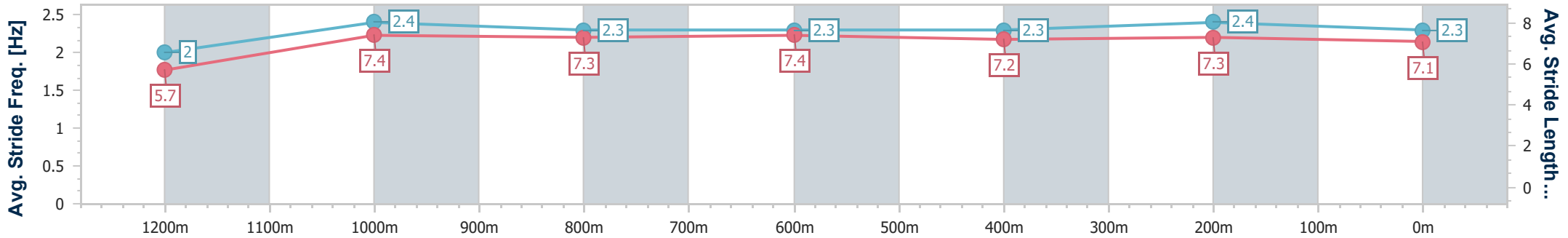
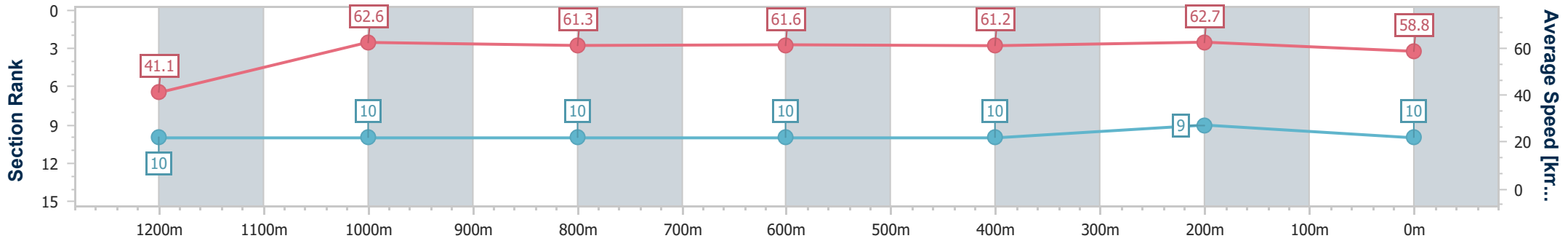
Horse/Jockey Name	Polly Hoffa
Final Rank	10
Fastest Section Time (Section)	0:08.76 (Overall)
Top Speed [km/h] (Section)	64.5 (1200m)
Race State	Finished



Mackay QLD Professional  
 Race 3: LADBROKES PUNTER ASSIST Maiden Plate - 1300m  
 23 December 2024 - 14:49  
 Track Rating: Soft 6, Weather: Fine, Rail Position: +0m Entire



Section	Overall	1200m	1000m	800m	600m	400m	200m
Section Times	1:19.24 [10] (0:08.76)	1:10.48 [10] (0:11.56)	0:58.92 [10] (0:11.73)	0:47.19 [10] (0:11.70)	0:35.49 [10] (0:11.70)	0:23.79 [10] (0:11.54)	0:12.25 [9] (0:12.25)
Average Speed [km/h]	41.1	62.6	61.3	61.6	61.2	62.7	58.8
Top Speed [km/h]	59.5	64.5	62.9	64.0	63.9	63.8	62.7
Avg. Dist. to Rail [m]	10.9	3.4	0.3	0.4	0.7	3.0	3.9
Avg. Stride Freq. [Hz]	2.0	2.4	2.3	2.3	2.3	2.4	2.3
Avg. Stride Length [m]	5.7	7.4	7.3	7.4	7.2	7.3	7.1



- [ ] Ranking at each section and finish
- .-.- No data available at this section
- NA No data available



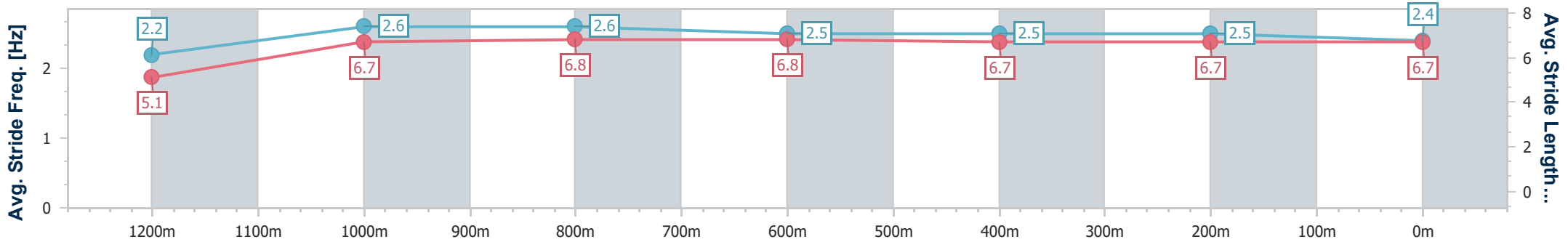
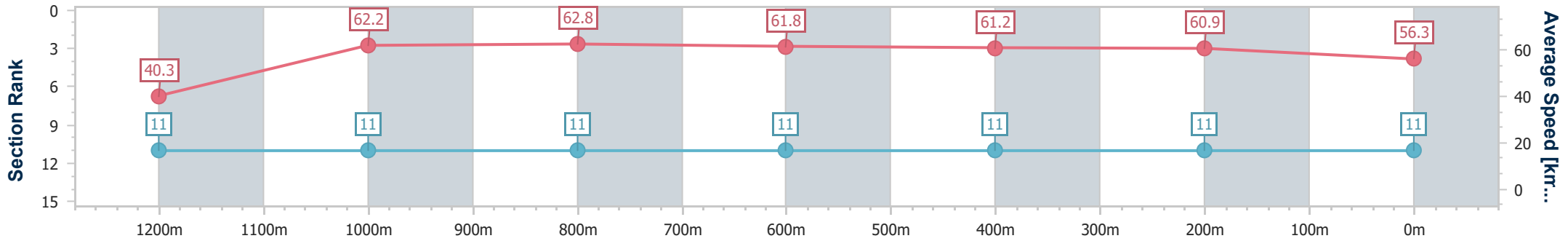
Horse/Jockey Name	Whata Bobbi Dazzla
Final Rank	11
Fastest Section Time (Section)	0:08.92 (Overall)
Top Speed [km/h] (Section)	65.5 (1200m)
Race State	Finished



Mackay QLD Professional  
 Race 3: LADBROKES PUNTER ASSIST Maiden Plate - 1300m  
 23 December 2024 - 14:49  
 Track Rating: Soft 6, Weather: Fine, Rail Position: +0m Entire



Section	Overall	1200m	1000m	800m	600m	400m	200m
Section Times	1:20.54 [11] (0:08.92)	1:11.62 [11] (0:11.69)	0:59.93 [11] (0:11.52)	0:48.41 [11] (0:11.74)	0:36.67 [11] (0:11.99)	0:24.68 [11] (0:11.88)	0:12.80 [11] (0:12.80)
Average Speed [km/h]	40.3	62.2	62.8	61.8	61.2	60.9	56.3
Top Speed [km/h]	56.4	65.5	65.4	62.7	61.9	62.9	60.2
Avg. Dist. to Rail [m]	12.8	3.8	1.8	3.2	2.3	4.5	5.0
Avg. Stride Freq. [Hz]	2.2	2.6	2.6	2.5	2.5	2.5	2.4
Avg. Stride Length [m]	5.1	6.7	6.8	6.8	6.7	6.7	6.7



- [ ] Ranking at each section and finish
- .-.- No data available at this section
- NA No data available