



Mackay QLD Professional

Race 2: LADBROKES RACING CLUB QTIS Three-Year-Old Handicap - 1300m

23 December 2024 - 14:13



MACKAY TURF CLUB
Ooralea Racecourse

Track Rating: Soft 6, Weather: Fine, Rail Position: +0m Entire

Section		Overall	1200m	1000m	800m	600m	400m	Last 600m				
Field Times		1:16.55 (0:07.86)	1:08.69 (0:10.98)	0:57.71 (0:11.12)	0:46.59 (0:11.31)	0:35.28 (0:11.62)	0:23.66 (0:11.59)	0:35.28				
Rank	TAB Horse/Jockey	Barrier	Top Speed [km/h]	Fastest Section	Distance Travelled [m]							
1	2 SCRUB CHAIN Raul Silvera Olivera	2	66.3 1200m	0:08.20 Overall	1:16.55 [1] (0:08.20)	1:08.35 [5] (0:11.07)	0:57.28 [4] (0:11.16)	0:46.12 [5] (0:11.30)	0:34.82 [5] (0:11.46)	0:23.36 [3] (0:11.46)	0:34.82	
2	4 WOODSTOCK ROCK Sean Cormack	6	67.3 1200m	0:07.88 Overall	1:16.56 [2] (0:07.88)	1:08.68 [2] (0:10.96)	0:57.72 [1] (0:11.12)	0:46.60 [1] (0:11.31)	0:35.29 [1] (0:11.62)	0:23.67 [1] (0:11.59)	0:35.29	+0
3	3 UNDERRATED Justin Stanley	5	66.8 1000m	0:07.95 Overall	1:16.88 [3] (0:07.95)	1:08.93 [3] (0:11.16)	0:57.77 [3] (0:11.16)	0:46.61 [3] (0:11.22)	0:35.39 [2] (0:11.59)	0:23.80 [2] (0:11.62)	0:35.39	-1
4	7 MARGOT BARBIE McKenzie Apel	1	67.0 1200m	0:07.86 Overall	1:17.40 [4] (0:07.86)	1:09.54 [1] (0:11.05)	0:58.49 [2] (0:11.21)	0:47.28 [2] (0:11.45)	0:35.83 [3] (0:11.70)	0:24.13 [5] (0:11.69)	0:35.83	+4
5	6 CARE TAKER Jackson Murphy	4	66.7 1000m	0:08.34 Overall	1:17.90 [5] (0:08.34)	1:09.56 [6] (0:11.22)	0:58.34 [6] (0:11.15)	0:47.19 [6] (0:11.41)	0:35.78 [6] (0:11.24)	0:24.54 [6] (0:11.85)	0:35.78	-7
6	1 TIME TO PROPHET Ashley Butler	3	68.1 1000m	0:08.08 Overall	1:18.13 [6] (0:08.08)	1:10.05 [4] (0:11.19)	0:58.86 [5] (0:11.12)	0:47.74 [4] (0:11.29)	0:36.45 [4] (0:11.53)	0:24.92 [4] (0:11.84)	0:36.45	+6

Scratched: Acedrod (#5)

[] Ranking at each section and finish
 -:-:- No data available at this section
 NA No data available

SCN Saddle cloth number
 DNF Did not finish
 DNT Did not track

Mackay QLD Professional

Race 2: LADBROKES RACING CLUB QTIS Three-Year-Old Handicap - 1300m

23 December 2024 - 14:13



MACKAY TURF CLUB
Ooralea Racecourse

Track Rating: Soft 6, Weather: Fine, Rail Position: +0m Entire

Section				200m				Last 600m	
Field Times				0:12.07 (0:12.07)				0:35.28	
Rank	TAB	Horse/Jockey	Barrier	Top Speed [km/h]	Fastest Section	Margin			Distance Travelled [m]
1	2	SCRUB CHAIN	2	66.3	0:08.20	0:11.90 [2]	1:16.55		0:34.82
		Raul Silvera Olivera		1200m	Overall	(0:11.90)			
2	4	WOODSTOCK ROCK	6	67.3	0:07.88	0:12.08 [1]	0.06L		0:35.29 +0
		Sean Cormack		1200m	Overall	(0:12.08)			
3	3	UNDERRATED	5	66.8	0:07.95	0:12.18 [3]	1.96L		0:35.39 -1
		Justin Stanley		1000m	Overall	(0:12.18)			
4	7	MARGOT BARBIE	1	67.0	0:07.86	0:12.44 [4]	4.99L		0:35.83 +4
		McKenzie Apel		1200m	Overall	(0:12.44)			
5	6	CARE TAKER	4	66.7	0:08.34	0:12.69 [6]	7.93L		0:35.78 -7
		Jackson Murphy		1000m	Overall	(0:12.69)			
6	1	TIME TO PROPHET	3	68.1	0:08.08	0:13.08 [5]	9.3L		0:36.45 +6
		Ashley Butler		1000m	Overall	(0:13.08)			

Scratched: Acedrod (#5)



Horse/Jockey Name	Scrub Chain
Final Rank	1
Fastest Section Time (Section)	0:08.20 (Overall)
Top Speed [km/h] (Section)	66.3 (1200m)
Race State	Finished



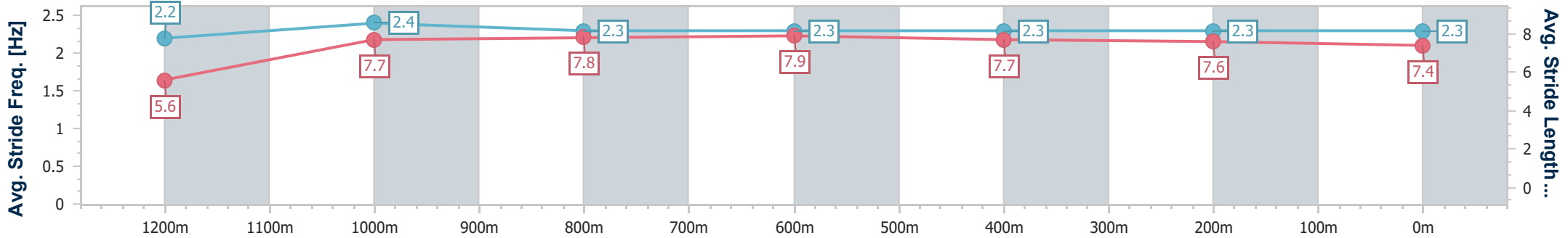
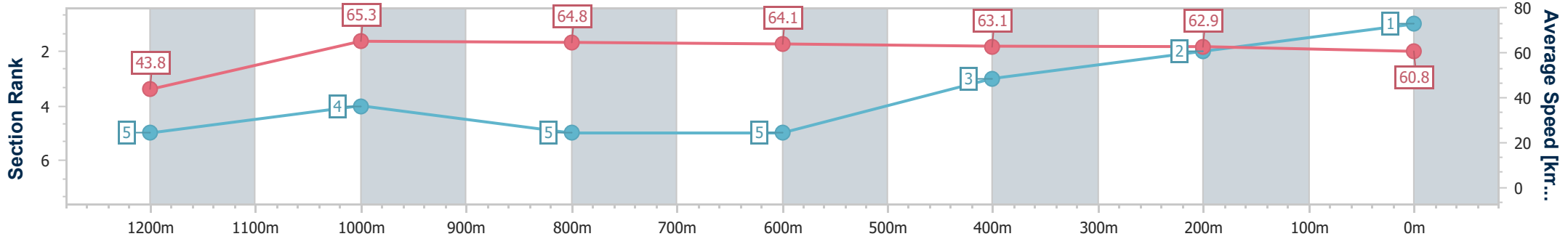
Mackay QLD Professional
Race 2: LADBROKES RACING CLUB QTIS Three-Year-Old Handicap - 1300m



23 December 2024 - 14:13

Track Rating: Soft 6, Weather: Fine, Rail Position: +0m Entire

Section	Overall	1200m	1000m	800m	600m	400m	200m							
Section Times	1:16.55 [1] (0:08.20)	1:08.35 [5] (0:11.07)	0:57.28 [4] (0:11.16)	0:46.12 [5] (0:11.30)	0:34.82 [5] (0:11.46)	0:23.36 [3] (0:11.46)	0:11.90 [2] (0:11.90)							
Average Speed [km/h]	43.8	65.3	64.8	64.1	63.1	62.9	60.8							
Top Speed [km/h]	61.0	66.3	66.1	65.9	64.3	64.5	63.0							
Avg. Dist. to Rail [m]	4.1	1.0	1.2	1.8	0.7	2.9	5.3							
Avg. Stride Freq. [Hz]	2.2	2.4	2.3	2.3	2.3	2.3	2.3							
Avg. Stride Length [m]	5.6	7.7	7.8	7.9	7.7	7.6	7.4							



- [] Ranking at each section and finish
- .-.- No data available at this section
- NA No data available



Horse/Jockey Name	Woodstock Rock
Final Rank	2
Fastest Section Time (Section)	0:07.88 (Overall)
Top Speed [km/h] (Section)	67.3 (1200m)
Race State	Finished



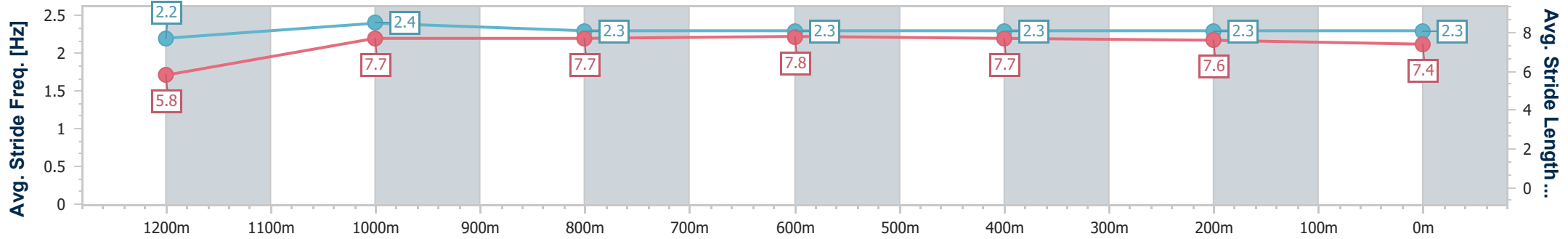
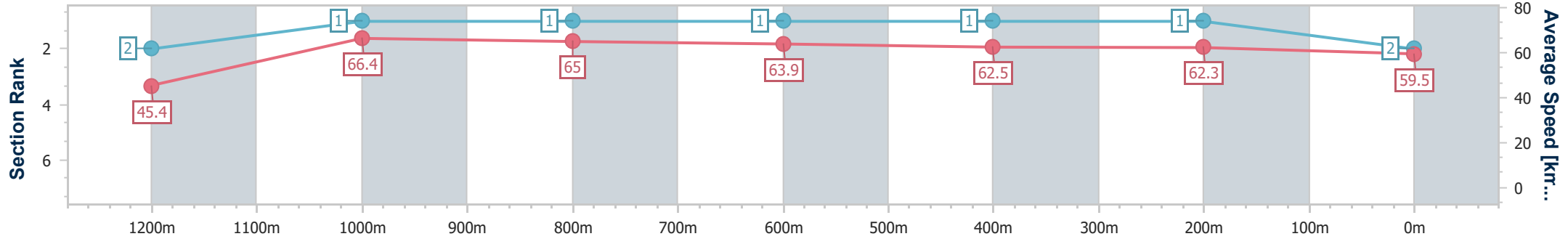
Mackay QLD Professional
Race 2: LADBROKES RACING CLUB QTIS Three-Year-Old Handicap - 1300m



23 December 2024 - 14:13

Track Rating: Soft 6, Weather: Fine, Rail Position: +0m Entire

Section	Overall	1200m	1000m	800m	600m	400m	200m
Section Times	1:16.56 [2] (0:07.88)	1:08.68 [2] (0:10.96)	0:57.72 [1] (0:11.12)	0:46.60 [1] (0:11.31)	0:35.29 [1] (0:11.62)	0:23.67 [1] (0:11.59)	0:12.08 [1] (0:12.08)
Average Speed [km/h]	45.4	66.4	65.0	63.9	62.5	62.3	59.5
Top Speed [km/h]	64.3	67.3	66.2	65.3	63.4	63.0	62.1
Avg. Dist. to Rail [m]	8.1	4.2	2.5	1.9	0.8	2.0	2.2
Avg. Stride Freq. [Hz]	2.2	2.4	2.3	2.3	2.3	2.3	2.3
Avg. Stride Length [m]	5.8	7.7	7.7	7.8	7.7	7.6	7.4



- [] Ranking at each section and finish
- .-.- No data available at this section
- NA No data available



Horse/Jockey Name	Underrated
Final Rank	3
Fastest Section Time (Section)	0:07.95 (Overall)
Top Speed [km/h] (Section)	66.8 (1000m)
Race State	Finished



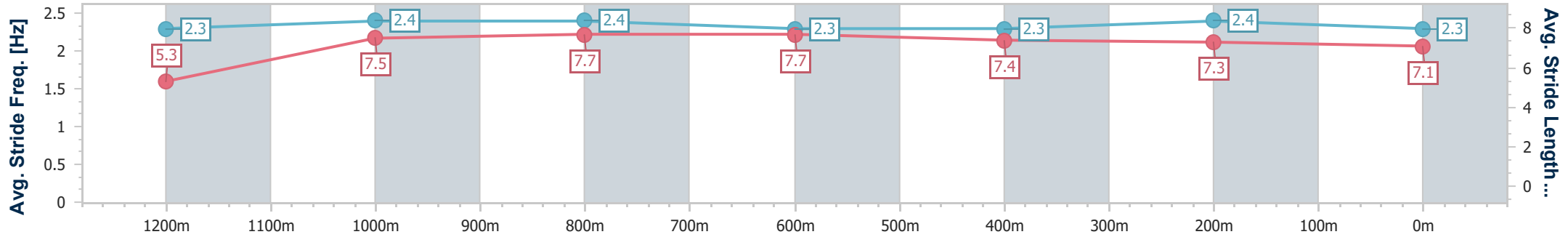
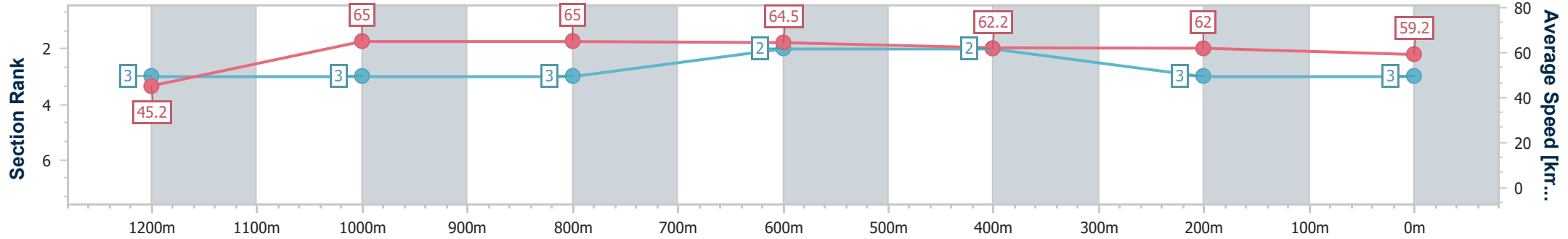
Mackay QLD Professional
Race 2: LADBROKES RACING CLUB QTIS Three-Year-Old Handicap - 1300m



23 December 2024 - 14:13

Track Rating: Soft 6, Weather: Fine, Rail Position: +0m Entire

Section	Overall	1200m	1000m	800m	600m	400m	200m
Section Times	1:16.88 [3] (0:07.95)	1:08.93 [3] (0:11.16)	0:57.77 [3] (0:11.16)	0:46.61 [3] (0:11.22)	0:35.39 [2] (0:11.59)	0:23.80 [2] (0:11.62)	0:12.18 [3] (0:12.18)
Average Speed [km/h]	45.2	65.0	65.0	64.5	62.2	62.0	59.2
Top Speed [km/h]	63.2	66.6	66.8	65.5	62.8	63.4	62.8
Avg. Dist. to Rail [m]	7.4	3.2	2.4	2.3	0.5	2.1	3.5
Avg. Stride Freq. [Hz]	2.3	2.4	2.4	2.3	2.3	2.4	2.3
Avg. Stride Length [m]	5.3	7.5	7.7	7.7	7.4	7.3	7.1



- [] Ranking at each section and finish
- .-.- No data available at this section
- NA No data available



Horse/Jockey Name	Margot Barbie
Final Rank	4
Fastest Section Time (Section)	0:07.86 (Overall)
Top Speed [km/h] (Section)	67.0 (1200m)
Race State	Finished



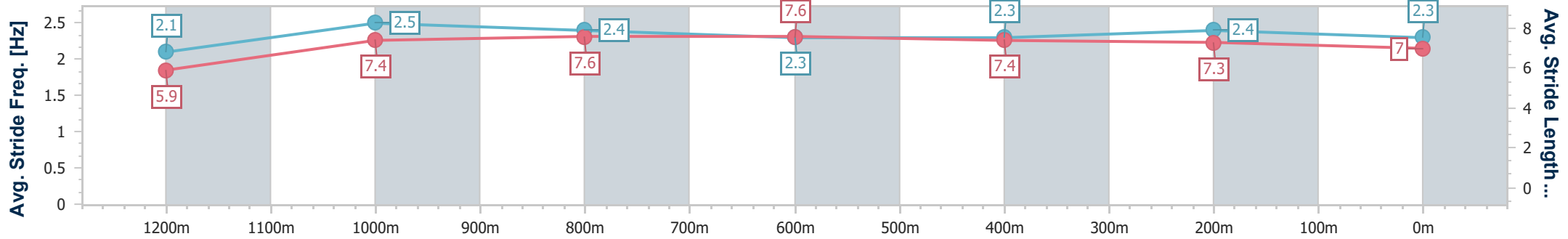
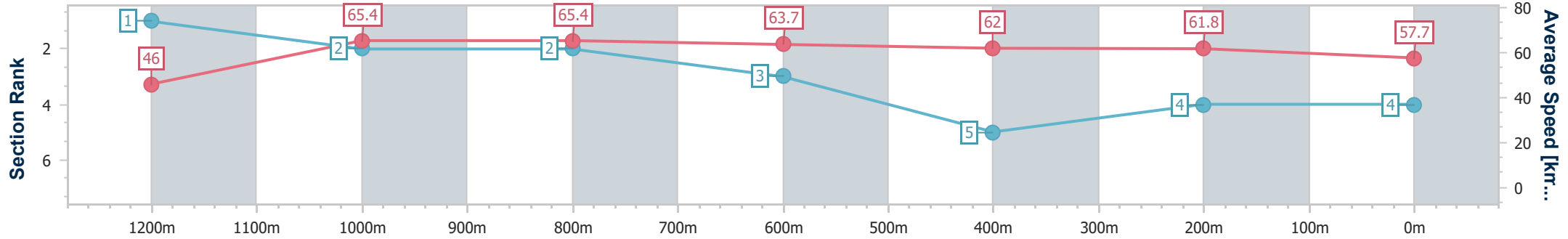
Mackay QLD Professional
Race 2: LADBROKES RACING CLUB QTIS Three-Year-Old Handicap - 1300m



23 December 2024 - 14:13

Track Rating: Soft 6, Weather: Fine, Rail Position: +0m Entire

Section	Overall	1200m	1000m	800m	600m	400m	200m
Section Times	1:17.40 [4] (0:07.86)	1:09.54 [1] (0:11.05)	0:58.49 [2] (0:11.21)	0:47.28 [2] (0:11.45)	0:35.83 [3] (0:11.70)	0:24.13 [5] (0:11.69)	0:12.44 [4] (0:12.44)
Average Speed [km/h]	46.0	65.4	65.4	63.7	62.0	61.8	57.7
Top Speed [km/h]	61.1	67.0	66.7	65.7	62.7	62.8	60.4
Avg. Dist. to Rail [m]	4.6	4.1	4.9	4.7	1.1	2.3	2.6
Avg. Stride Freq. [Hz]	2.1	2.5	2.4	2.3	2.3	2.4	2.3
Avg. Stride Length [m]	5.9	7.4	7.6	7.6	7.4	7.3	7.0



- [] Ranking at each section and finish
- .-.- No data available at this section
- NA No data available



Horse/Jockey Name	Care Taker
Final Rank	5
Fastest Section Time (Section)	0:08.34 (Overall)
Top Speed [km/h] (Section)	66.7 (1000m)
Race State	Finished



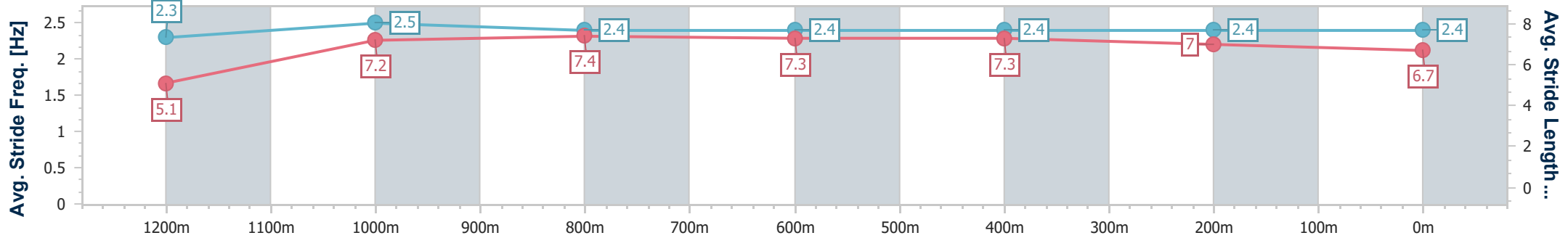
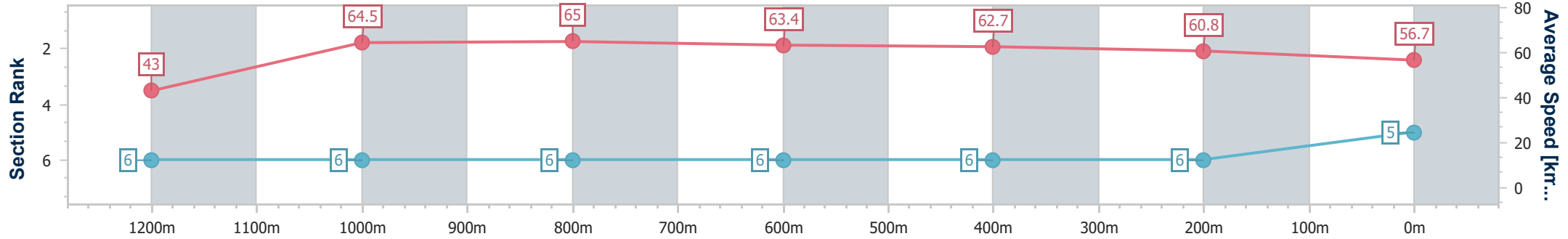
Mackay QLD Professional
Race 2: LADBROKES RACING CLUB QTIS Three-Year-Old Handicap - 1300m



23 December 2024 - 14:13

Track Rating: Soft 6, Weather: Fine, Rail Position: +0m Entire

Section	Overall	1200m	1000m	800m	600m	400m	200m
Section Times	1:17.90 [5] (0:08.34)	1:09.56 [6] (0:11.22)	0:58.34 [6] (0:11.15)	0:47.19 [6] (0:11.41)	0:35.78 [6] (0:11.24)	0:24.54 [6] (0:11.85)	0:12.69 [6] (0:12.69)
Average Speed [km/h]	43.0	64.5	65.0	63.4	62.7	60.8	56.7
Top Speed [km/h]	59.5	66.4	66.7	65.7	64.6	63.0	60.7
Avg. Dist. to Rail [m]	5.4	2.5	2.1	2.2	3.0	2.3	3.5
Avg. Stride Freq. [Hz]	2.3	2.5	2.4	2.4	2.4	2.4	2.4
Avg. Stride Length [m]	5.1	7.2	7.4	7.3	7.3	7.0	6.7



- [] Ranking at each section and finish
- .-.- No data available at this section
- NA No data available



Horse/Jockey Name	Time To Prophet
Final Rank	6
Fastest Section Time (Section)	0:08.08 (Overall)
Top Speed [km/h] (Section)	68.1 (1000m)
Race State	Finished



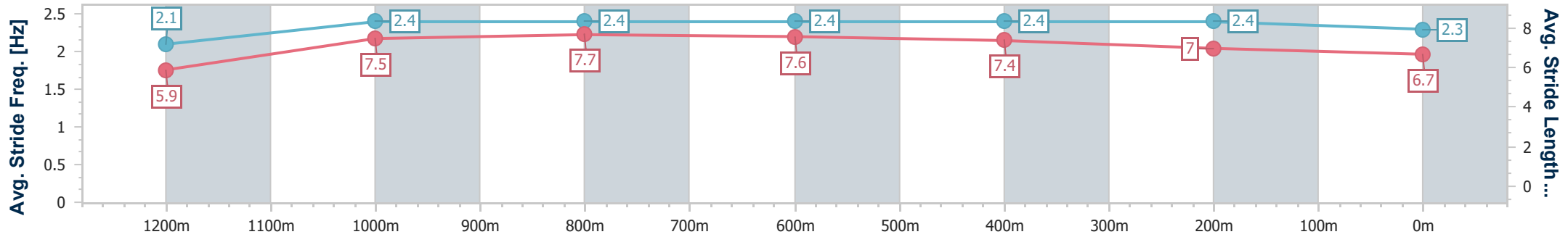
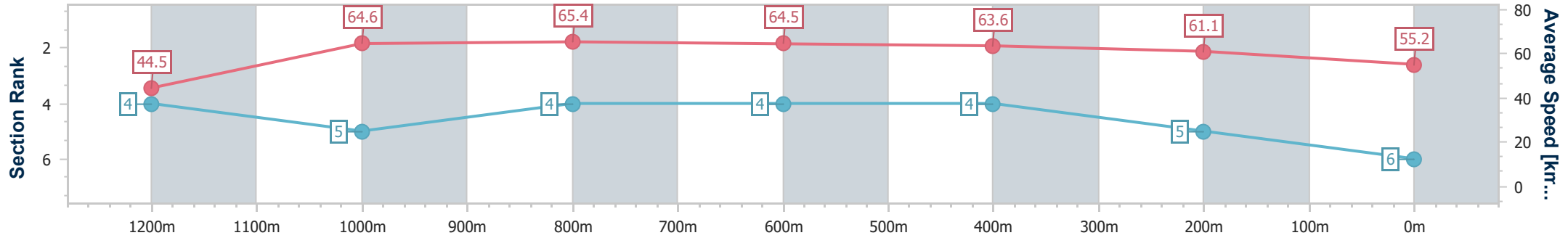
Mackay QLD Professional
 Race 2: LADBROKES RACING CLUB QTIS Three-Year-Old
 Handicap - 1300m



23 December 2024 - 14:13

Track Rating: Soft 6, Weather: Fine, Rail Position: +0m Entire

Section	Overall	1200m	1000m	800m	600m	400m	200m
Section Times	1:18.13 [6] (0:08.08)	1:10.05 [4] (0:11.19)	0:58.86 [5] (0:11.12)	0:47.74 [4] (0:11.29)	0:36.45 [4] (0:11.53)	0:24.92 [4] (0:11.84)	0:13.08 [5] (0:13.08)
Average Speed [km/h]	44.5	64.6	65.4	64.5	63.6	61.1	55.2
Top Speed [km/h]	60.3	66.9	68.1	66.9	65.2	63.5	60.0
Avg. Dist. to Rail [m]	5.5	2.8	2.3	3.2	2.5	4.7	5.4
Avg. Stride Freq. [Hz]	2.1	2.4	2.4	2.4	2.4	2.4	2.3
Avg. Stride Length [m]	5.9	7.5	7.7	7.6	7.4	7.0	6.7



- [] Ranking at each section and finish
- .-.- No data available at this section
- NA No data available