



# Mackay QLD Professional

## Race 1: SKY RACING Class 3 Handicap - 1560m



MACKAY TURF CLUB  
Ooralea Racecourse

23 December 2024 - 13:38

Track Rating: Soft 6, Weather: Fine, Rail Position: +0m Entire

Section														
Field Times														
	Overall	1400m	1200m	1000m	800m	600m	400m	Last 600m						
	1:33.52 (0:11.37)	1:22.15 (0:11.82)	1:10.33 (0:11.68)	0:58.65 (0:11.86)	0:46.79 (0:11.64)	0:35.15 (0:11.51)	0:23.64 (0:11.49)	0:35.15						
Rank	TAB	Horse/Jockey	Barrier	Top Speed [km/h]	Fastest Section								Distance Travelled [m]	
1	3	RELEASE LE MISSILE Ashley Butler	6	65.6 400m	0:11.19 400m	1:33.52 [1] (0:12.07)	1:21.45 [7] (0:11.93)	1:09.52 [6] (0:11.82)	0:57.70 [6] (0:11.63)	0:46.07 [6] (0:11.52)	0:34.55 [6] (0:11.39)	0:23.16 [5] (0:11.19)	0:34.55	
2	1	BRASCO Adam Sewell	4	63.5 400m	0:11.31 600m	1:33.83 [2] (0:11.80)	1:22.03 [5] (0:11.81)	1:10.22 [4] (0:11.71)	0:58.51 [4] (0:11.65)	0:46.86 [4] (0:11.63)	0:35.23 [4] (0:11.31)	0:23.92 [2] (0:11.46)	0:35.23	-5
3	4	BO BO BEWARE McKenzie Apel	5	63.8 400m	0:11.48 400m	1:33.84 [3] (0:11.62)	1:22.22 [3] (0:11.79)	1:10.43 [3] (0:11.75)	0:58.68 [3] (0:11.72)	0:46.96 [3] (0:11.69)	0:35.27 [3] (0:11.65)	0:23.62 [4] (0:11.48)	0:35.27	-4
4	2	GOING NUCLEAR Chelsea Jokic	2	64.5 Overall	0:11.38 Overall	1:34.16 [4] (0:11.38)	1:22.78 [2] (0:11.81)	1:10.97 [1] (0:11.77)	0:59.20 [2] (0:11.80)	0:47.40 [2] (0:11.61)	0:35.79 [1] (0:11.51)	0:24.28 [1] (0:11.66)	0:35.79	-5
5	5	ENCROACHMENT Justin Stanley	1	63.1 400m	0:11.37 Overall	1:34.18 [5] (0:11.37)	1:22.81 [1] (0:11.86)	1:10.95 [2] (0:11.64)	0:59.31 [1] (0:11.86)	0:47.45 [1] (0:11.68)	0:35.77 [2] (0:11.58)	0:24.19 [3] (0:11.54)	0:35.77	-13
6	7	NAHEIGHTKAY Olivia Kendal	7	63.0 1000m	0:11.50 600m	1:34.86 [6] (0:11.70)	1:23.16 [4] (0:12.29)	1:10.87 [5] (0:11.86)	0:59.01 [7] (0:11.66)	0:47.35 [7] (0:11.69)	0:35.66 [7] (0:11.50)	0:24.16 [7] (0:11.79)	0:35.66	-7
7	8	TORQUE ESPAGNA Pietro Romeo	3	64.0 800m	0:11.52 800m	1:35.49 [7] (0:11.86)	1:23.63 [6] (0:12.15)	1:11.48 [7] (0:11.81)	0:59.67 [5] (0:11.59)	0:48.08 [5] (0:11.52)	0:36.56 [5] (0:11.57)	0:24.99 [6] (0:12.06)	0:36.56	-7

Scratched: Eyes Are Lion (#6)

[ ] Ranking at each section and finish  
 -:-:- No data available at this section  
 NA No data available

SCN Saddle cloth number  
 DNF Did not finish  
 DNT Did not track



# Mackay QLD Professional

## Race 1: SKY RACING Class 3 Handicap - 1560m

23 December 2024 - 13:38



MACKAY TURF CLUB  
Ooralea Racecourse

Track Rating: Soft 6, Weather: Fine, Rail Position: +0m Entire

Section							200m			Last 600m
Field Times							0:12.15			0:35.15
Rank	TAB	Horse/Jockey	Barrier	Top Speed [km/h]	Fastest Section	Margin				Distance Travelled [m]
1	3	<b>RELEASE LE MISSILE</b> Ashley Butler	6	65.6 400m	0:11.19 400m	0:11.97 [4] (0:11.97)	1:33.52		0:34.55	
2	1	<b>BRASCO</b> Adam Sewell	4	63.5 400m	0:11.31 600m	0:12.46 [1] (0:12.46)	1.81L		0:35.23	-5
3	4	<b>BO BO BEWARE</b> McKenzie Apel	5	63.8 400m	0:11.48 400m	0:12.14 [5] (0:12.14)	1.86L		0:35.27	-4
4	2	<b>GOING NUCLEAR</b> Chelsea Jokic	2	64.5 Overall	0:11.38 Overall	0:12.62 [3] (0:12.62)	3.73L		0:35.79	-5
5	5	<b>ENCROACHMENT</b> Justin Stanley	1	63.1 400m	0:11.37 Overall	0:12.65 [2] (0:12.65)	3.86L		0:35.77	-13
6	7	<b>NAHEIGHTKAY</b> Olivia Kendal	7	63.0 1000m	0:11.50 600m	0:12.37 [6] (0:12.37)	7.86L		0:35.66	-7
7	8	<b>TORQUE ESPAGNA</b> Pietro Romeo	3	64.0 800m	0:11.52 800m	0:12.93 [7] (0:12.93)	11.56L		0:36.56	-7

Scratched: Eyes Are Lion (#6)



Horse/Jockey Name	Release Le Missile
Final Rank	1
Fastest Section Time (Section)	0:11.19 (400m)
Top Speed [km/h] (Section)	65.6 (400m)
Race State	Finished



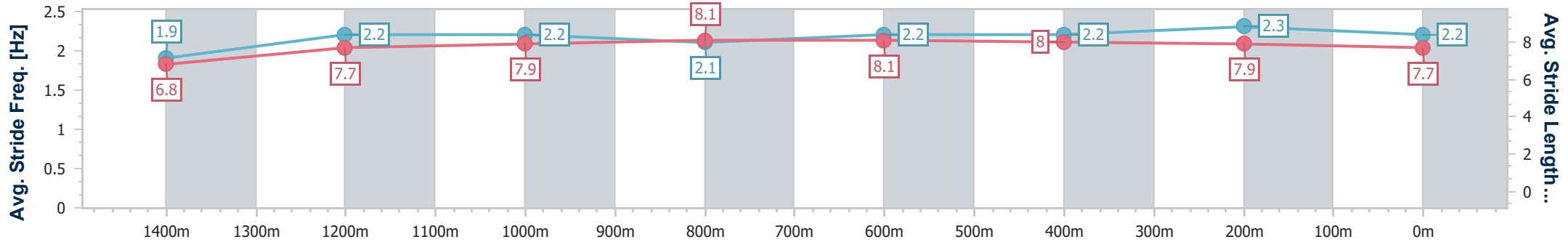
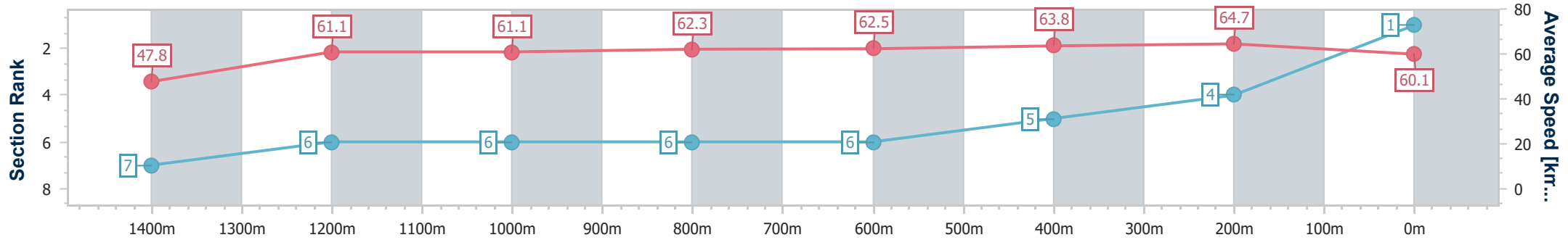
Mackay QLD Professional  
Race 1: SKY RACING Class 3 Handicap - 1560m



23 December 2024 - 13:38

Track Rating: Soft 6, Weather: Fine, Rail Position: +0m Entire

Section	Overall	1400m	1200m	1000m	800m	600m	400m	200m
Section Times	1:33.52 [1] (0:12.07)	1:21.45 [7] (0:11.93)	1:09.52 [6] (0:11.82)	0:57.70 [6] (0:11.63)	0:46.07 [6] (0:11.52)	0:34.55 [6] (0:11.39)	0:23.16 [5] (0:11.19)	0:11.97 [4]
Average Speed [km/h]	47.8	61.1	61.1	62.3	62.5	63.8	64.7	60.1
Top Speed [km/h]	59.4	62.1	62.3	63.3	63.9	64.9	65.6	63.6
Avg. Dist. to Rail [m]	4.7	2.8	2.2	1.9	0.8	1.1	3.3	6.5
Avg. Stride Freq. [Hz]	1.9	2.2	2.2	2.1	2.2	2.2	2.3	2.2
Avg. Stride Length [m]	6.8	7.7	7.9	8.1	8.1	8.0	7.9	7.7



- [ ] Ranking at each section and finish
- .-.- No data available at this section
- NA No data available



Horse/Jockey Name	Brasco
Final Rank	2
Fastest Section Time (Section)	0:11.31 (600m)
Top Speed [km/h] (Section)	63.5 (400m)
Race State	Finished



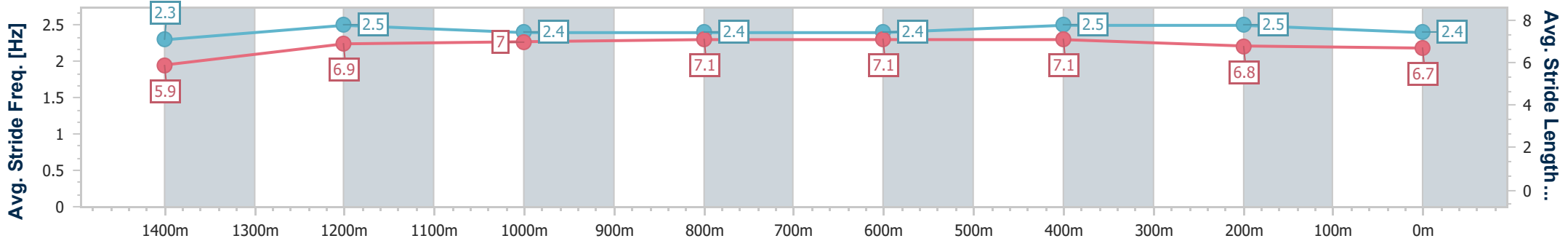
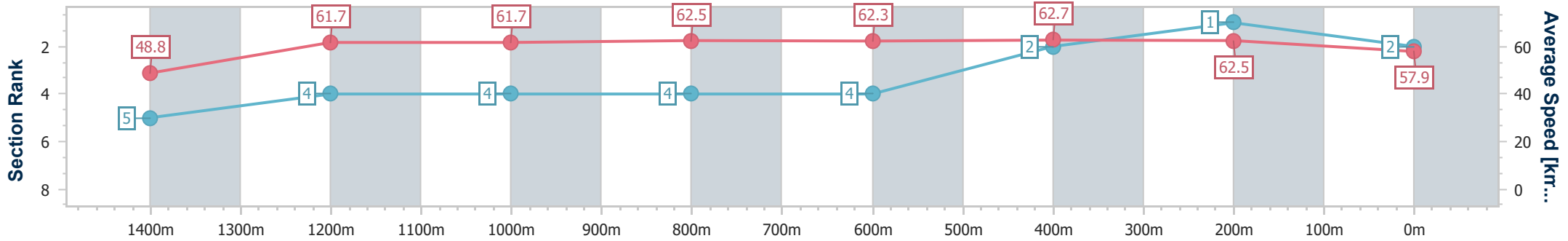
Mackay QLD Professional  
Race 1: SKY RACING Class 3 Handicap - 1560m



23 December 2024 - 13:38

Track Rating: Soft 6, Weather: Fine, Rail Position: +0m Entire

Section	Overall	1400m	1200m	1000m	800m	600m	400m	200m
Section Times	1:33.83 [2] (0:11.80)	1:22.03 [5] (0:11.81)	1:10.22 [4] (0:11.71)	0:58.51 [4] (0:11.65)	0:46.86 [4] (0:11.63)	0:35.23 [4] (0:11.31)	0:23.92 [2] (0:11.46)	0:12.46 [1] (0:12.46)
Average Speed [km/h]	48.8	61.7	61.7	62.5	62.3	62.7	62.5	57.9
Top Speed [km/h]	61.0	62.4	62.0	63.5	62.8	63.0	63.5	61.8
Avg. Dist. to Rail [m]	3.2	2.0	2.8	3.8	2.4	1.9	1.5	4.0
Avg. Stride Freq. [Hz]	2.3	2.5	2.4	2.4	2.4	2.5	2.5	2.4
Avg. Stride Length [m]	5.9	6.9	7.0	7.1	7.1	7.1	6.8	6.7



- [ ] Ranking at each section and finish
- .-.- No data available at this section
- NA No data available



Horse/Jockey Name	Bo Bo Beware
Final Rank	3
Fastest Section Time (Section)	0:11.48 (400m)
Top Speed [km/h] (Section)	63.8 (400m)
Race State	Finished



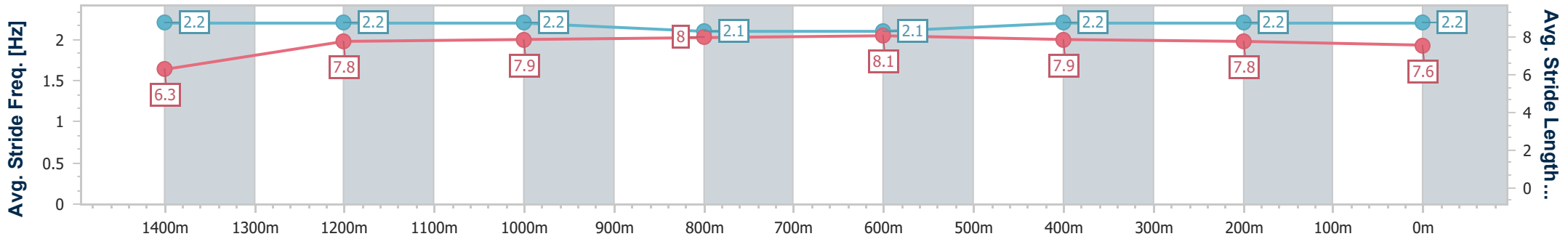
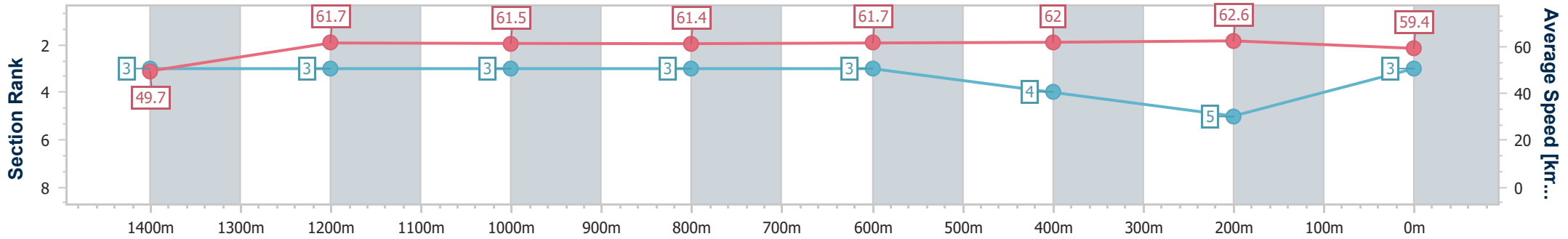
Mackay QLD Professional  
Race 1: SKY RACING Class 3 Handicap - 1560m



23 December 2024 - 13:38

Track Rating: Soft 6, Weather: Fine, Rail Position: +0m Entire

Section	Overall	1400m	1200m	1000m	800m	600m	400m	200m
Section Times	1:33.84 [3] (0:11.62)	1:22.22 [3] (0:11.79)	1:10.43 [3] (0:11.75)	0:58.68 [3] (0:11.72)	0:46.96 [3] (0:11.69)	0:35.27 [3] (0:11.65)	0:23.62 [4] (0:11.48)	0:12.14 [5] (0:12.14)
Average Speed [km/h]	49.7	61.7	61.5	61.4	61.7	62.0	62.6	59.4
Top Speed [km/h]	62.1	62.7	62.3	61.7	62.7	63.2	63.8	61.9
Avg. Dist. to Rail [m]	4.5	1.8	1.3	0.2	0.5	0.4	1.6	3.3
Avg. Stride Freq. [Hz]	2.2	2.2	2.2	2.1	2.1	2.2	2.2	2.2
Avg. Stride Length [m]	6.3	7.8	7.9	8.0	8.1	7.9	7.8	7.6



- [ ] Ranking at each section and finish
- .-.- No data available at this section
- NA No data available



Horse/Jockey Name	Going Nuclear
Final Rank	4
Fastest Section Time (Section)	0:11.38 (Overall)
Top Speed [km/h] (Section)	64.5 (Overall)
Race State	Finished



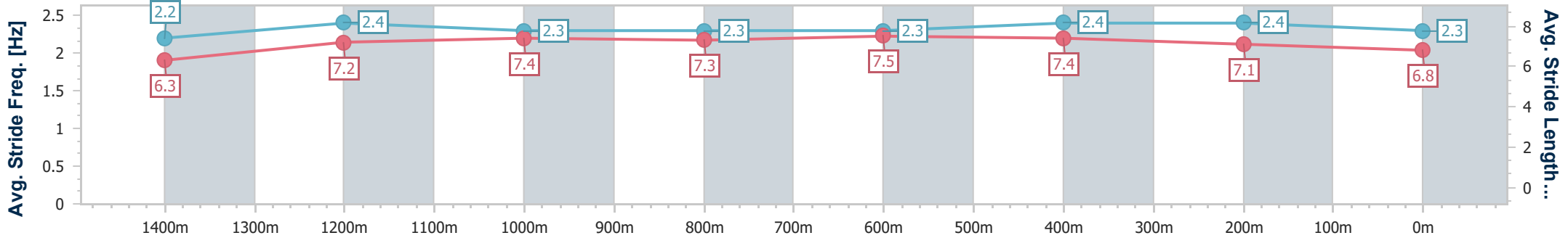
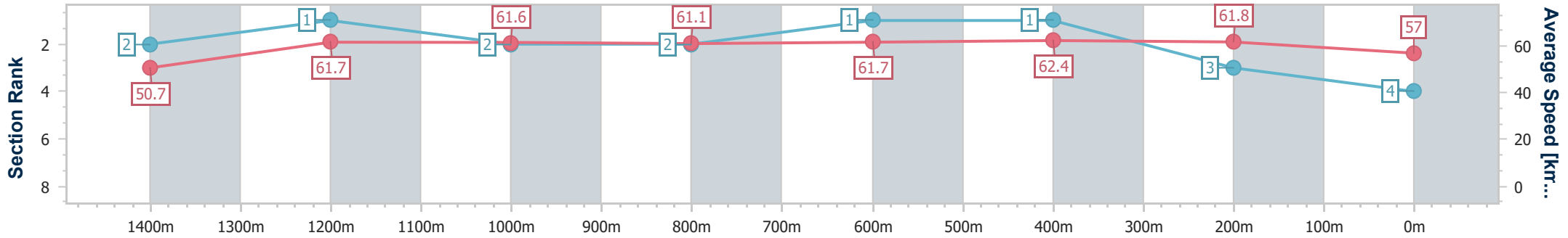
Mackay QLD Professional  
Race 1: SKY RACING Class 3 Handicap - 1560m



23 December 2024 - 13:38

Track Rating: Soft 6, Weather: Fine, Rail Position: +0m Entire

Section	Overall	1400m	1200m	1000m	800m	600m	400m	200m
Section Times	1:34.16 [4] (0:11.38)	1:22.78 [2] (0:11.81)	1:10.97 [1] (0:11.77)	0:59.20 [2] (0:11.80)	0:47.40 [2] (0:11.61)	0:35.79 [1] (0:11.51)	0:24.28 [1] (0:11.66)	0:12.62 [3] (0:12.62)
Average Speed [km/h]	50.7	61.7	61.6	61.1	61.7	62.4	61.8	57.0
Top Speed [km/h]	64.5	63.6	62.6	61.9	62.9	63.1	63.1	61.4
Avg. Dist. to Rail [m]	2.8	2.7	1.8	1.3	0.6	1.0	1.5	2.9
Avg. Stride Freq. [Hz]	2.2	2.4	2.3	2.3	2.3	2.4	2.4	2.3
Avg. Stride Length [m]	6.3	7.2	7.4	7.3	7.5	7.4	7.1	6.8



- [ ] Ranking at each section and finish
- .-.- No data available at this section
- NA No data available



Horse/Jockey Name	Encroachment
Final Rank	5
Fastest Section Time (Section)	0:11.37 (Overall)
Top Speed [km/h] (Section)	63.1 (400m)
Race State	Finished



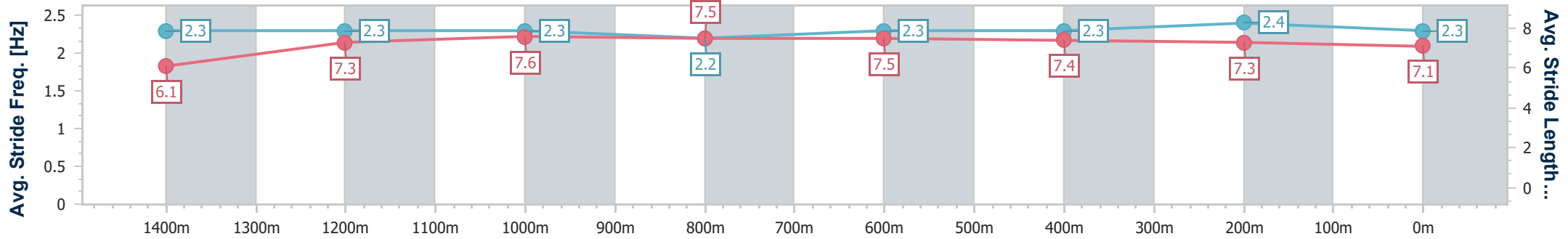
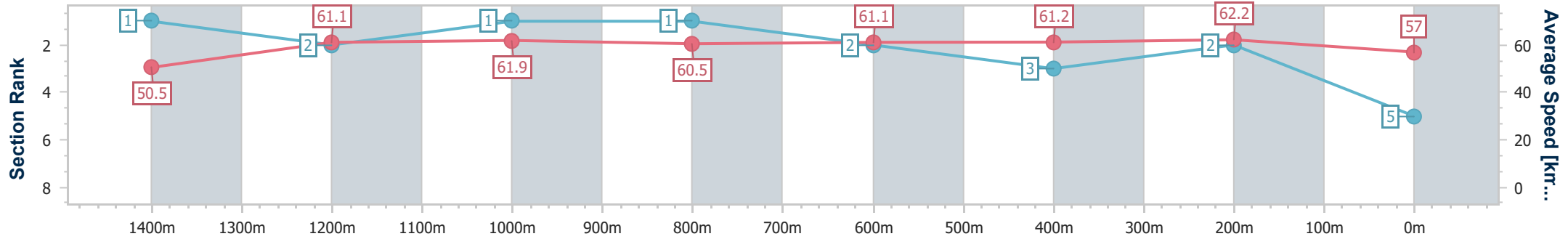
Mackay QLD Professional  
Race 1: SKY RACING Class 3 Handicap - 1560m



23 December 2024 - 13:38

Track Rating: Soft 6, Weather: Fine, Rail Position: +0m Entire

Section	Overall	1400m	1200m	1000m	800m	600m	400m	200m
Section Times	1:34.18 [5] (0:11.37)	1:22.81 [1] (0:11.86)	1:10.95 [2] (0:11.64)	0:59.31 [1] (0:11.86)	0:47.45 [1] (0:11.68)	0:35.77 [2] (0:11.58)	0:24.19 [3] (0:11.54)	0:12.65 [2] (0:12.65)
Average Speed [km/h]	50.5	61.1	61.9	60.5	61.1	61.2	62.2	57.0
Top Speed [km/h]	61.4	62.7	62.7	62.2	62.5	62.8	63.1	61.0
Avg. Dist. to Rail [m]	1.7	1.2	0.9	0.7	1.5	1.9	1.5	1.9
Avg. Stride Freq. [Hz]	2.3	2.3	2.3	2.2	2.3	2.3	2.4	2.3
Avg. Stride Length [m]	6.1	7.3	7.6	7.5	7.5	7.4	7.3	7.1



- [ ] Ranking at each section and finish
- .-.- No data available at this section
- NA No data available



Horse/Jockey Name	Naheightkay
Final Rank	6
Fastest Section Time (Section)	0:11.50 (600m)
Top Speed [km/h] (Section)	63.0 (1000m)
Race State	Finished



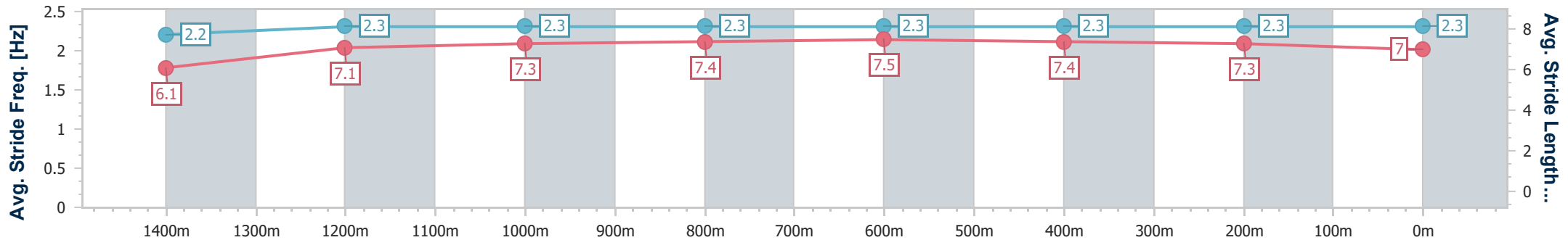
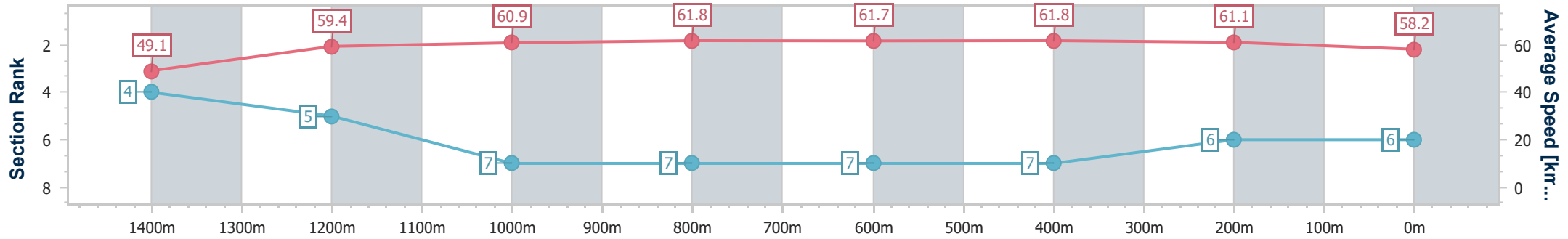
Mackay QLD Professional  
Race 1: SKY RACING Class 3 Handicap - 1560m



23 December 2024 - 13:38

Track Rating: Soft 6, Weather: Fine, Rail Position: +0m Entire

Section	Overall	1400m	1200m	1000m	800m	600m	400m	200m
Section Times	1:34.86 [6] (0:11.70)	1:23.16 [4] (0:12.29)	1:10.87 [5] (0:11.86)	0:59.01 [7] (0:11.66)	0:47.35 [7] (0:11.69)	0:35.66 [7] (0:11.50)	0:24.16 [7] (0:11.79)	0:12.37 [6] (0:12.37)
Average Speed [km/h]	49.1	59.4	60.9	61.8	61.7	61.8	61.1	58.2
Top Speed [km/h]	60.7	60.9	62.2	63.0	62.5	62.8	62.3	60.7
Avg. Dist. to Rail [m]	6.8	2.7	1.5	0.9	0.4	1.1	2.3	5.3
Avg. Stride Freq. [Hz]	2.2	2.3	2.3	2.3	2.3	2.3	2.3	2.3
Avg. Stride Length [m]	6.1	7.1	7.3	7.4	7.5	7.4	7.3	7.0



- [ ] Ranking at each section and finish
- .-.- No data available at this section
- NA No data available





Horse/Jockey Name	Torque Espagna
Final Rank	7
Fastest Section Time (Section)	0:11.52 (800m)
Top Speed [km/h] (Section)	64.0 (800m)
Race State	Finished



### Mackay QLD Professional

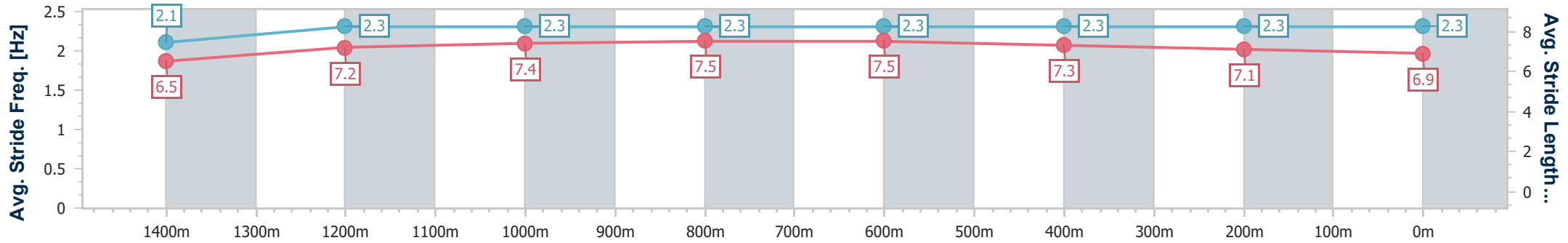
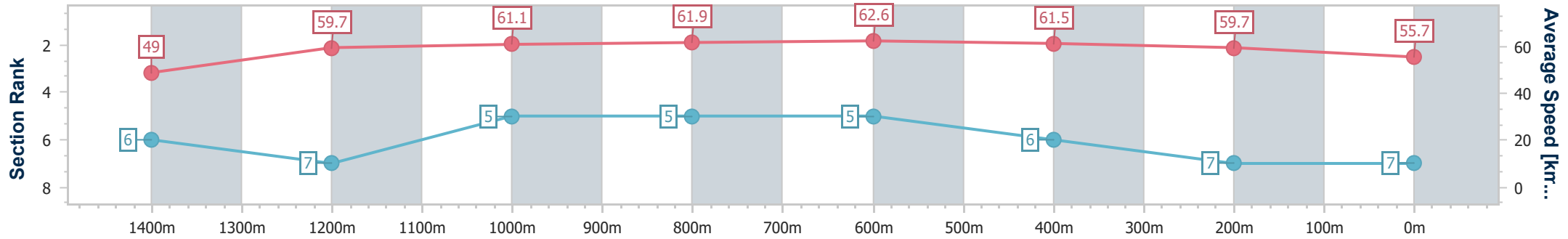
Race 1: SKY RACING Class 3 Handicap - 1560m

23 December 2024 - 13:38

Track Rating: Soft 6, Weather: Fine, Rail Position: +0m Entire



Section	Overall	1400m	1200m	1000m	800m	600m	400m	200m
Section Times	1:35.49 [7] (0:11.86)	1:23.63 [6] (0:12.15)	1:11.48 [7] (0:11.81)	0:59.67 [5] (0:11.59)	0:48.08 [5] (0:11.52)	0:36.56 [5] (0:11.57)	0:24.99 [6] (0:12.06)	0:12.93 [7] (0:12.93)
Average Speed [km/h]	49.0	59.7	61.1	61.9	62.6	61.5	59.7	55.7
Top Speed [km/h]	60.2	60.8	62.6	63.6	64.0	62.6	61.0	59.3
Avg. Dist. to Rail [m]	2.4	1.4	0.8	0.5	0.6	1.4	1.3	2.1
Avg. Stride Freq. [Hz]	2.1	2.3	2.3	2.3	2.3	2.3	2.3	2.3
Avg. Stride Length [m]	6.5	7.2	7.4	7.5	7.5	7.3	7.1	6.9



- [ ] Ranking at each section and finish
- .-.- No data available at this section
- NA No data available



# Mackay QLD Professional

## Race 2: LADBROKES RACING CLUB QTIS Three-Year-Old Handicap - 1300m

23 December 2024 - 14:13



MACKAY TURF CLUB  
Ooralea Racecourse

Track Rating: Soft 6, Weather: Fine, Rail Position: +0m Entire

Section		Overall	1200m	1000m	800m	600m	400m	Last 600m				
Field Times		1:16.55 (0:07.86)	1:08.69 (0:10.98)	0:57.71 (0:11.12)	0:46.59 (0:11.31)	0:35.28 (0:11.62)	0:23.66 (0:11.59)	0:35.28				
Rank	TAB Horse/Jockey	Barrier	Top Speed [km/h]	Fastest Section	Distance Travelled [m]							
1	2 SCRUB CHAIN Raul Silvera Olivera	2	66.3 1200m	0:08.20 Overall	1:16.55 [1] (0:08.20)	1:08.35 [5] (0:11.07)	0:57.28 [4] (0:11.16)	0:46.12 [5] (0:11.30)	0:34.82 [5] (0:11.46)	0:23.36 [3] (0:11.46)	0:34.82	
2	4 WOODSTOCK ROCK Sean Cormack	6	67.3 1200m	0:07.88 Overall	1:16.56 [2] (0:07.88)	1:08.68 [2] (0:10.96)	0:57.72 [1] (0:11.12)	0:46.60 [1] (0:11.31)	0:35.29 [1] (0:11.62)	0:23.67 [1] (0:11.59)	0:35.29	+0
3	3 UNDERRATED Justin Stanley	5	66.8 1000m	0:07.95 Overall	1:16.88 [3] (0:07.95)	1:08.93 [3] (0:11.16)	0:57.77 [3] (0:11.16)	0:46.61 [3] (0:11.22)	0:35.39 [2] (0:11.59)	0:23.80 [2] (0:11.62)	0:35.39	-1
4	7 MARGOT BARBIE McKenzie Apel	1	67.0 1200m	0:07.86 Overall	1:17.40 [4] (0:07.86)	1:09.54 [1] (0:11.05)	0:58.49 [2] (0:11.21)	0:47.28 [2] (0:11.45)	0:35.83 [3] (0:11.70)	0:24.13 [5] (0:11.69)	0:35.83	+4
5	6 CARE TAKER Jackson Murphy	4	66.7 1000m	0:08.34 Overall	1:17.90 [5] (0:08.34)	1:09.56 [6] (0:11.22)	0:58.34 [6] (0:11.15)	0:47.19 [6] (0:11.41)	0:35.78 [6] (0:11.24)	0:24.54 [6] (0:11.85)	0:35.78	-7
6	1 TIME TO PROPHET Ashley Butler	3	68.1 1000m	0:08.08 Overall	1:18.13 [6] (0:08.08)	1:10.05 [4] (0:11.19)	0:58.86 [5] (0:11.12)	0:47.74 [4] (0:11.29)	0:36.45 [4] (0:11.53)	0:24.92 [4] (0:11.84)	0:36.45	+6

Scratched: Acedrod (#5)

[ ] Ranking at each section and finish  
-:--:- No data available at this section  
NA No data available

SCN Saddle cloth number  
DNF Did not finish  
DNT Did not track



**Mackay QLD Professional**  
**Race 2: LADBROKES RACING CLUB QTIS Three-Year-Old Handicap - 1300m**  
**23 December 2024 - 14:13**



MACKAY TURF CLUB  
 Ooralea Racecourse

Track Rating: Soft 6, Weather: Fine, Rail Position: +0m Entire

Section				200m				Last 600m	
Field Times				0:12.07 (0:12.07)				0:35.28	
Rank	TAB	Horse/Jockey	Barrier	Top Speed [km/h]	Fastest Section	Margin			Distance Travelled [m]
1	2	<b>SCRUB CHAIN</b>	2	66.3	0:08.20	0:11.90 [2]	1:16.55		0:34.82
		Raul Silvera Olivera		1200m	Overall	(0:11.90)			
2	4	<b>WOODSTOCK ROCK</b>	6	67.3	0:07.88	0:12.08 [1]	0.06L		0:35.29 +0
		Sean Cormack		1200m	Overall	(0:12.08)			
3	3	<b>UNDERRATED</b>	5	66.8	0:07.95	0:12.18 [3]	1.96L		0:35.39 -1
		Justin Stanley		1000m	Overall	(0:12.18)			
4	7	<b>MARGOT BARBIE</b>	1	67.0	0:07.86	0:12.44 [4]	4.99L		0:35.83 +4
		McKenzie Apel		1200m	Overall	(0:12.44)			
5	6	<b>CARE TAKER</b>	4	66.7	0:08.34	0:12.69 [6]	7.93L		0:35.78 -7
		Jackson Murphy		1000m	Overall	(0:12.69)			
6	1	<b>TIME TO PROPHET</b>	3	68.1	0:08.08	0:13.08 [5]	9.3L		0:36.45 +6
		Ashley Butler		1000m	Overall	(0:13.08)			

Scratched: Acedrod (#5)

[ ] Ranking at each section and finish  
 -:-:- No data available at this section  
 NA No data available

SCN Saddle cloth number  
 DNF Did not finish  
 DNT Did not track



Horse/Jockey Name	Scrub Chain
Final Rank	1
Fastest Section Time (Section)	0:08.20 (Overall)
Top Speed [km/h] (Section)	66.3 (1200m)
Race State	Finished



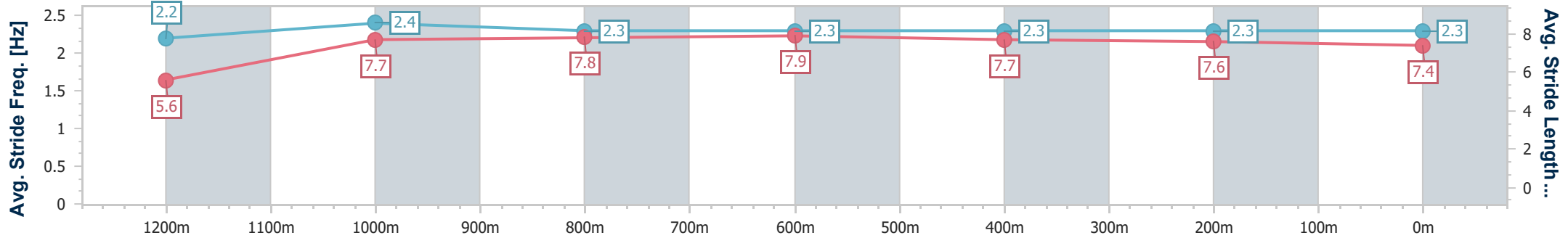
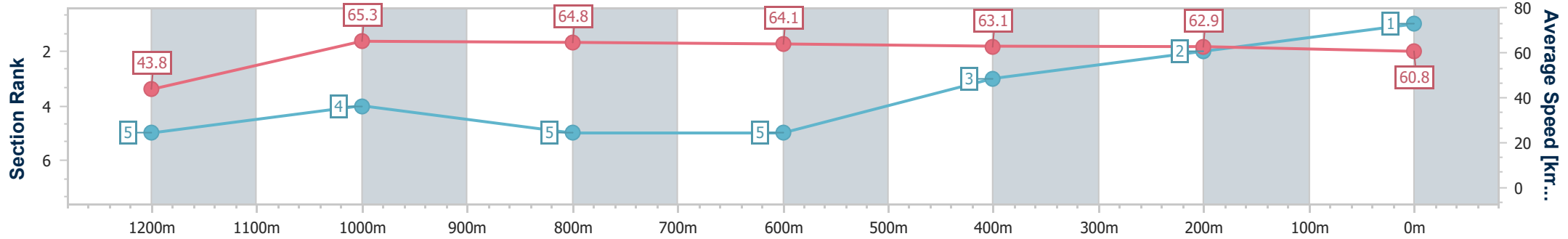
Mackay QLD Professional  
Race 2: LADBROKES RACING CLUB QTIS Three-Year-Old Handicap - 1300m



23 December 2024 - 14:13

Track Rating: Soft 6, Weather: Fine, Rail Position: +0m Entire

Section	Overall	1200m	1000m	800m	600m	400m	200m
Section Times	1:16.55 [1] (0:08.20)	1:08.35 [5] (0:11.07)	0:57.28 [4] (0:11.16)	0:46.12 [5] (0:11.30)	0:34.82 [5] (0:11.46)	0:23.36 [3] (0:11.46)	0:11.90 [2] (0:11.90)
Average Speed [km/h]	43.8	65.3	64.8	64.1	63.1	62.9	60.8
Top Speed [km/h]	61.0	66.3	66.1	65.9	64.3	64.5	63.0
Avg. Dist. to Rail [m]	4.1	1.0	1.2	1.8	0.7	2.9	5.3
Avg. Stride Freq. [Hz]	2.2	2.4	2.3	2.3	2.3	2.3	2.3
Avg. Stride Length [m]	5.6	7.7	7.8	7.9	7.7	7.6	7.4



- [ ] Ranking at each section and finish
- .-.- No data available at this section
- NA No data available



Horse/Jockey Name	Woodstock Rock
Final Rank	2
Fastest Section Time (Section)	0:07.88 (Overall)
Top Speed [km/h] (Section)	67.3 (1200m)
Race State	Finished



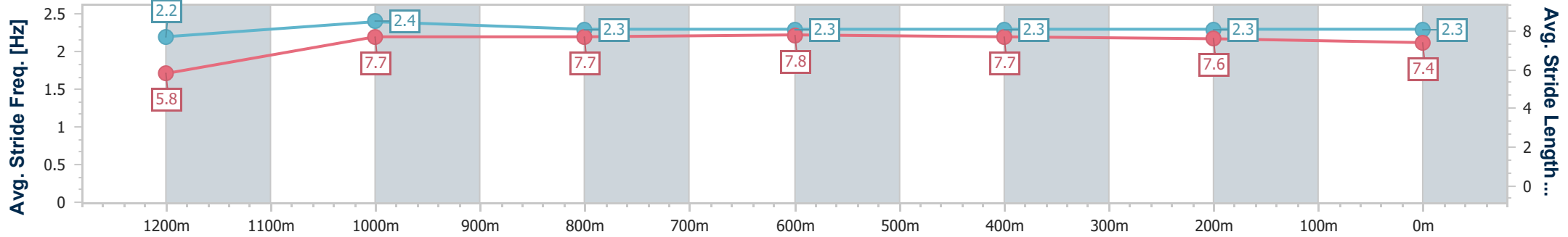
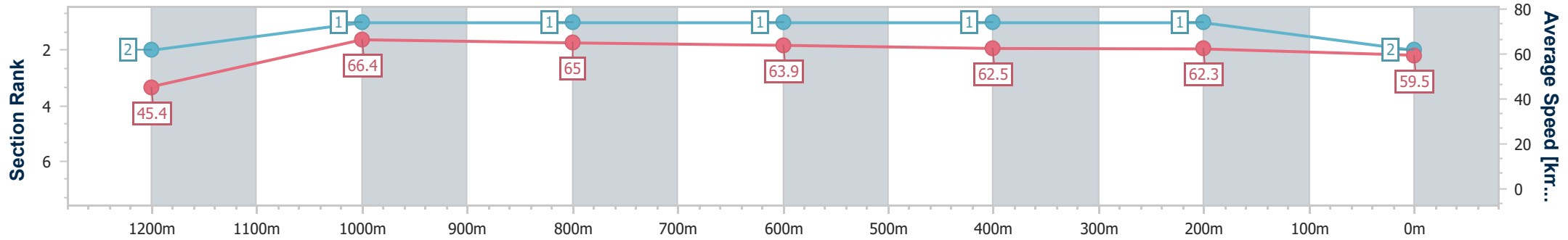
Mackay QLD Professional  
Race 2: LADBROKES RACING CLUB QTIS Three-Year-Old Handicap - 1300m



23 December 2024 - 14:13

Track Rating: Soft 6, Weather: Fine, Rail Position: +0m Entire

Section	Overall	1200m	1000m	800m	600m	400m	200m
Section Times	1:16.56 [2] (0:07.88)	1:08.68 [2] (0:10.96)	0:57.72 [1] (0:11.12)	0:46.60 [1] (0:11.31)	0:35.29 [1] (0:11.62)	0:23.67 [1] (0:11.59)	0:12.08 [1] (0:12.08)
Average Speed [km/h]	45.4	66.4	65.0	63.9	62.5	62.3	59.5
Top Speed [km/h]	64.3	67.3	66.2	65.3	63.4	63.0	62.1
Avg. Dist. to Rail [m]	8.1	4.2	2.5	1.9	0.8	2.0	2.2
Avg. Stride Freq. [Hz]	2.2	2.4	2.3	2.3	2.3	2.3	2.3
Avg. Stride Length [m]	5.8	7.7	7.7	7.8	7.7	7.6	7.4



- [ ] Ranking at each section and finish
- .-.- No data available at this section
- NA No data available



Horse/Jockey Name	Underrated
Final Rank	3
Fastest Section Time (Section)	0:07.95 (Overall)
Top Speed [km/h] (Section)	66.8 (1000m)
Race State	Finished



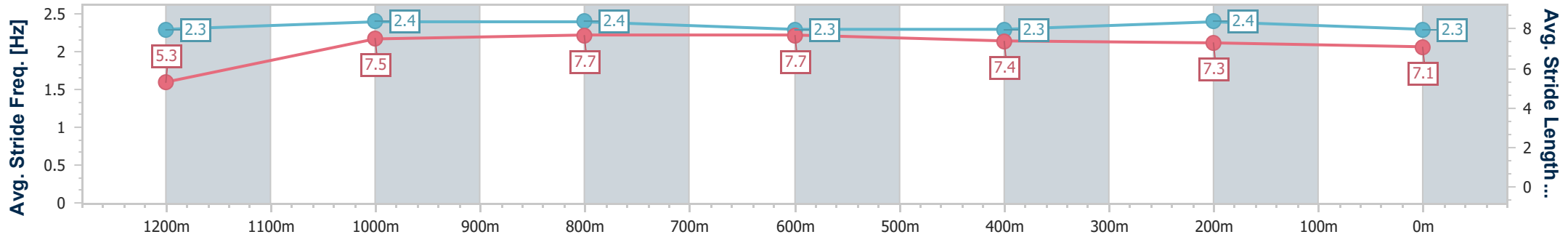
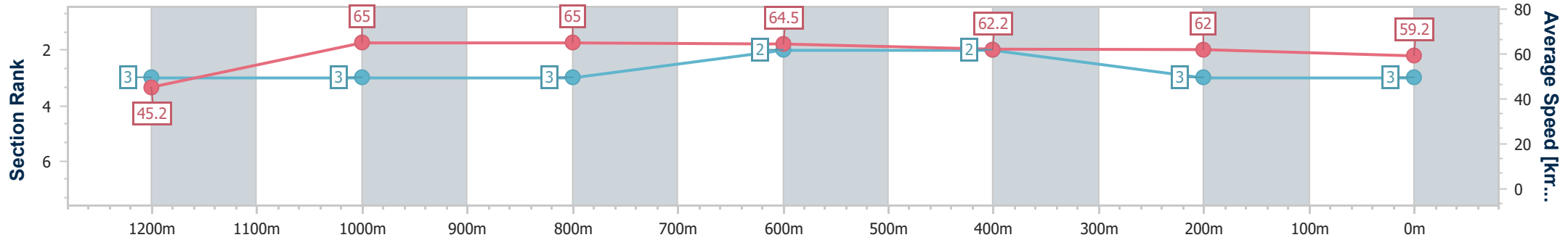
Mackay QLD Professional  
Race 2: LADBROKES RACING CLUB QTIS Three-Year-Old Handicap - 1300m



23 December 2024 - 14:13

Track Rating: Soft 6, Weather: Fine, Rail Position: +0m Entire

Section	Overall	1200m	1000m	800m	600m	400m	200m
Section Times	1:16.88 [3] (0:07.95)	1:08.93 [3] (0:11.16)	0:57.77 [3] (0:11.16)	0:46.61 [3] (0:11.22)	0:35.39 [2] (0:11.59)	0:23.80 [2] (0:11.62)	0:12.18 [3] (0:12.18)
Average Speed [km/h]	45.2	65.0	65.0	64.5	62.2	62.0	59.2
Top Speed [km/h]	63.2	66.6	66.8	65.5	62.8	63.4	62.8
Avg. Dist. to Rail [m]	7.4	3.2	2.4	2.3	0.5	2.1	3.5
Avg. Stride Freq. [Hz]	2.3	2.4	2.4	2.3	2.3	2.4	2.3
Avg. Stride Length [m]	5.3	7.5	7.7	7.7	7.4	7.3	7.1



- [ ] Ranking at each section and finish
- .-.- No data available at this section
- NA No data available



Horse/Jockey Name	Margot Barbie
Final Rank	4
Fastest Section Time (Section)	0:07.86 (Overall)
Top Speed [km/h] (Section)	67.0 (1200m)
Race State	Finished



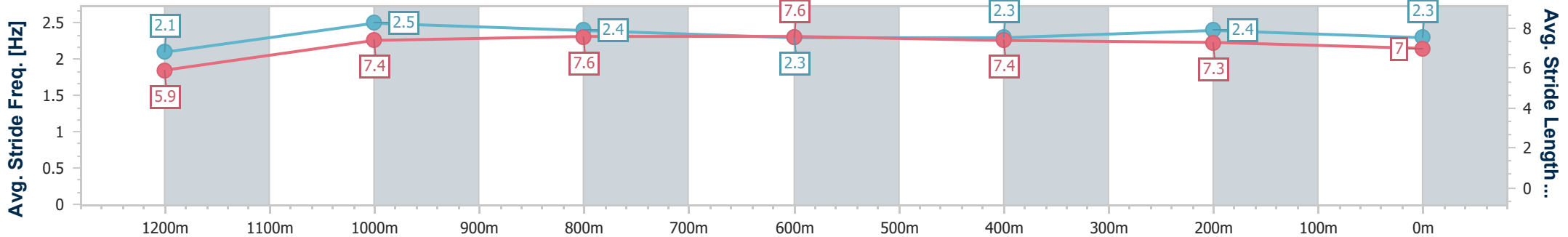
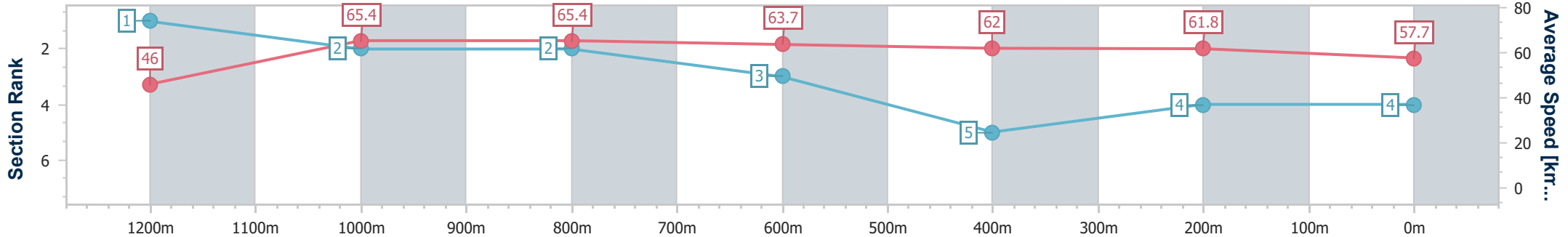
Mackay QLD Professional  
Race 2: LADBROKES RACING CLUB QTIS Three-Year-Old Handicap - 1300m



23 December 2024 - 14:13

Track Rating: Soft 6, Weather: Fine, Rail Position: +0m Entire

Section	Overall	1200m	1000m	800m	600m	400m	200m
Section Times	1:17.40 [4] (0:07.86)	1:09.54 [1] (0:11.05)	0:58.49 [2] (0:11.21)	0:47.28 [2] (0:11.45)	0:35.83 [3] (0:11.70)	0:24.13 [5] (0:11.69)	0:12.44 [4] (0:12.44)
Average Speed [km/h]	46.0	65.4	65.4	63.7	62.0	61.8	57.7
Top Speed [km/h]	61.1	67.0	66.7	65.7	62.7	62.8	60.4
Avg. Dist. to Rail [m]	4.6	4.1	4.9	4.7	1.1	2.3	2.6
Avg. Stride Freq. [Hz]	2.1	2.5	2.4	2.3	2.3	2.4	2.3
Avg. Stride Length [m]	5.9	7.4	7.6	7.6	7.4	7.3	7.0



- [ ] Ranking at each section and finish
- .-.- No data available at this section
- NA No data available



Horse/Jockey Name	Care Taker
Final Rank	5
Fastest Section Time (Section)	0:08.34 (Overall)
Top Speed [km/h] (Section)	66.7 (1000m)
Race State	Finished



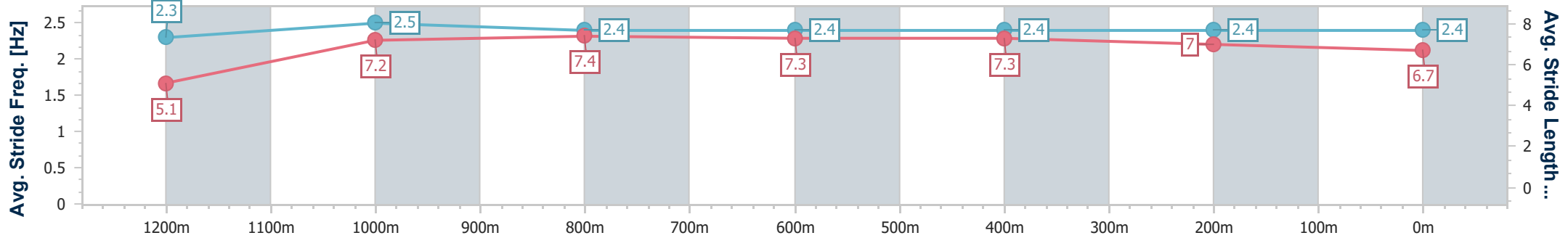
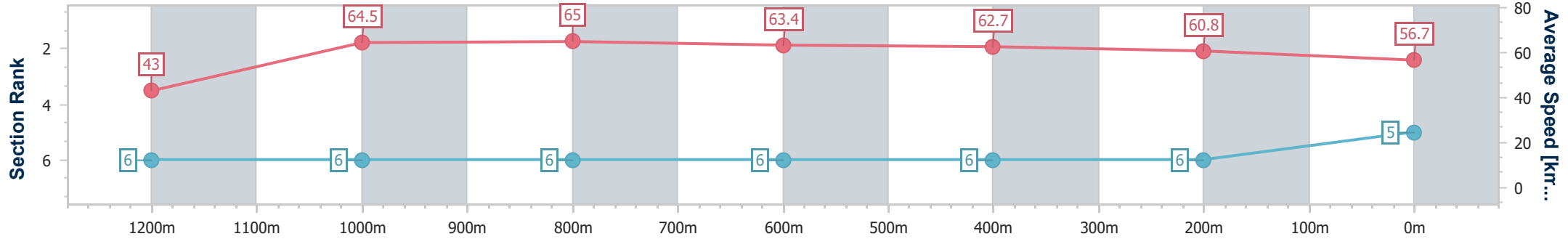
Mackay QLD Professional  
Race 2: LADBROKES RACING CLUB QTIS Three-Year-Old Handicap - 1300m



23 December 2024 - 14:13

Track Rating: Soft 6, Weather: Fine, Rail Position: +0m Entire

Section	Overall	1200m	1000m	800m	600m	400m	200m
Section Times	1:17.90 [5] (0:08.34)	1:09.56 [6] (0:11.22)	0:58.34 [6] (0:11.15)	0:47.19 [6] (0:11.41)	0:35.78 [6] (0:11.24)	0:24.54 [6] (0:11.85)	0:12.69 [6] (0:12.69)
Average Speed [km/h]	43.0	64.5	65.0	63.4	62.7	60.8	56.7
Top Speed [km/h]	59.5	66.4	66.7	65.7	64.6	63.0	60.7
Avg. Dist. to Rail [m]	5.4	2.5	2.1	2.2	3.0	2.3	3.5
Avg. Stride Freq. [Hz]	2.3	2.5	2.4	2.4	2.4	2.4	2.4
Avg. Stride Length [m]	5.1	7.2	7.4	7.3	7.3	7.0	6.7



- [ ] Ranking at each section and finish
- .-.- No data available at this section
- NA No data available





Horse/Jockey Name	Time To Prophet
Final Rank	6
Fastest Section Time (Section)	0:08.08 (Overall)
Top Speed [km/h] (Section)	68.1 (1000m)
Race State	Finished



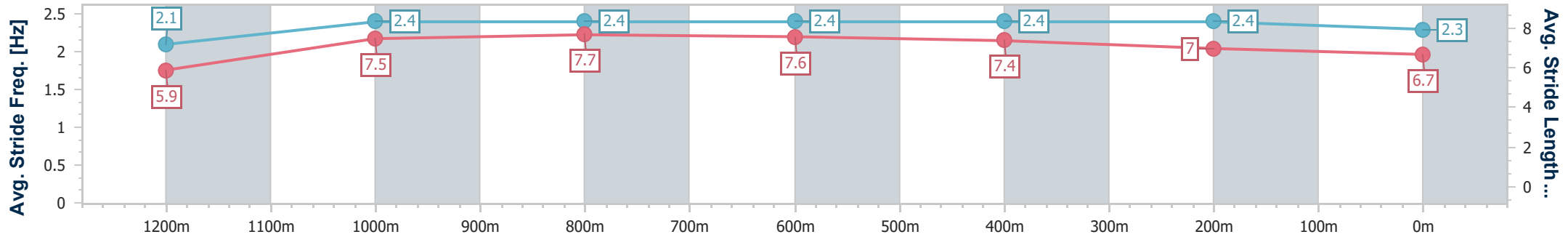
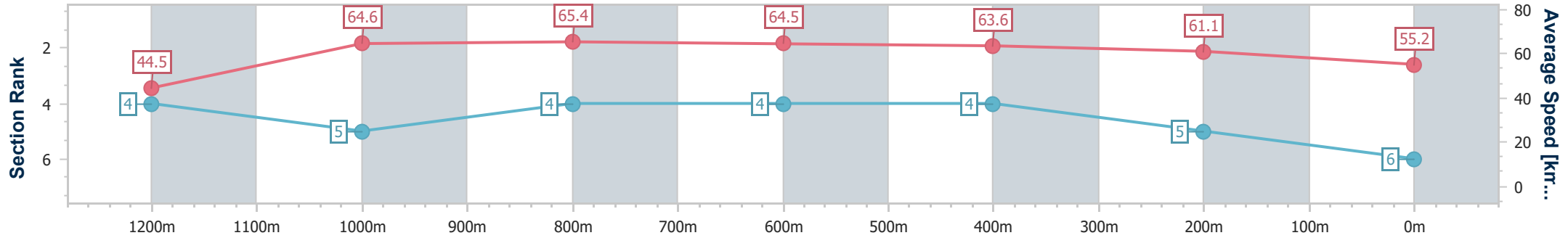
Mackay QLD Professional  
Race 2: LADBROKES RACING CLUB QTIS Three-Year-Old Handicap - 1300m



23 December 2024 - 14:13

Track Rating: Soft 6, Weather: Fine, Rail Position: +0m Entire

Section	Overall	1200m	1000m	800m	600m	400m	200m
Section Times	1:18.13 [6] (0:08.08)	1:10.05 [4] (0:11.19)	0:58.86 [5] (0:11.12)	0:47.74 [4] (0:11.29)	0:36.45 [4] (0:11.53)	0:24.92 [4] (0:11.84)	0:13.08 [5] (0:13.08)
Average Speed [km/h]	44.5	64.6	65.4	64.5	63.6	61.1	55.2
Top Speed [km/h]	60.3	66.9	68.1	66.9	65.2	63.5	60.0
Avg. Dist. to Rail [m]	5.5	2.8	2.3	3.2	2.5	4.7	5.4
Avg. Stride Freq. [Hz]	2.1	2.4	2.4	2.4	2.4	2.4	2.3
Avg. Stride Length [m]	5.9	7.5	7.7	7.6	7.4	7.0	6.7



- [ ] Ranking at each section and finish
- .-.- No data available at this section
- NA No data available



# Mackay QLD Professional

## Race 3: LADBROKES PUNTER ASSIST Maiden Plate - 1300m

23 December 2024 - 14:49



MACKAY TURF CLUB  
Ooralea Racecourse

Track Rating: Soft 6, Weather: Fine, Rail Position: +0m Entire

Section												Last 600m	
Field Times												0:35.33	
	Overall	1200m	1000m	800m	600m	400m							
	1:17.85 (0:08.10)	1:09.75 (0:11.19)	0:58.56 (0:11.60)	0:46.96 (0:11.63)	0:35.33 (0:11.64)	0:23.69 (0:11.57)							
Rank	TAB	Horse/Jockey	Barrier	Top Speed [km/h]	Fastest Section							Distance Travelled [m]	
1	8	<b>ROTHFURY</b> Warwick Satherley	1	65.8 1200m	0:08.30 Overall	1:17.85 [1] (0:08.30)	1:09.55 [7] (0:11.15)	0:58.40 [2] (0:11.87)	0:46.53 [4] (0:11.54)	0:34.99 [3] (0:11.46)	0:23.53 [2] (0:11.41)	0:34.99	
2	12	<b>MISS PALLADIUM</b> Adrian Layt	6	66.5 1200m	0:08.10 Overall	1:18.06 [2] (0:08.10)	1:09.96 [1] (0:11.19)	0:58.77 [1] (0:11.61)	0:47.16 [2] (0:11.62)	0:35.54 [1] (0:11.64)	0:23.90 [1] (0:11.63)	0:35.54	+0
3	6	<b>RUN FREDDIE RUN</b> McKenzie Apel	8	66.6 1200m	0:08.26 Overall	1:18.39 [3] (0:08.26)	1:10.13 [5] (0:11.25)	0:58.88 [4] (0:11.38)	0:47.50 [1] (0:11.89)	0:35.61 [2] (0:11.82)	0:23.79 [3] (0:11.64)	0:35.61	+5
4	2	<b>BINGHAMTON</b> Justin Stanley	2	64.7 1200m	0:08.28 Overall	1:18.47 [4] (0:08.28)	1:10.19 [6] (0:11.45)	0:58.74 [6] (0:11.85)	0:46.89 [6] (0:11.60)	0:35.29 [5] (0:11.45)	0:23.84 [4] (0:11.59)	0:35.29	+0
5	13	<b>OUR ROSA ROSSA</b> Olivia Kendal	5	65.1 400m	0:08.11 Overall	1:18.60 [5] (0:08.11)	1:10.49 [2] (0:11.55)	0:58.94 [5] (0:11.88)	0:47.06 [5] (0:11.71)	0:35.35 [6] (0:11.80)	0:23.55 [6] (0:11.46)	0:35.35	+6
6	10	<b>FRUIT TINGLE</b> Pietro Romeo	4	64.2 1200m	0:08.44 Overall	1:18.75 [6] (0:08.44)	1:10.31 [9] (0:11.45)	0:58.86 [8] (0:11.91)	0:46.95 [9] (0:11.56)	0:35.39 [7] (0:11.62)	0:23.77 [5] (0:11.55)	0:35.39	-1
7	5	<b>PAUL EDWARD</b> Jackson Murphy	10	64.1 1200m	0:08.42 Overall	1:19.04 [7] (0:08.42)	1:10.62 [8] (0:11.51)	0:59.11 [9] (0:11.83)	0:47.28 [8] (0:11.84)	0:35.44 [9] (0:11.72)	0:23.72 [8] (0:11.61)	0:35.44	+4
8	7	<b>EMBELLISHED EYES</b> Shae Nielson	3	65.6 1200m	0:08.16 Overall	1:19.12 [8] (0:08.16)	1:10.96 [3] (0:11.34)	0:59.62 [3] (0:11.76)	0:47.86 [3] (0:11.84)	0:36.02 [4] (0:11.97)	0:24.05 [7] (0:11.84)	0:36.02	+1
9	3	<b>ICONIC PRINCE</b> Georgina Cartwright	7	64.2 1200m	0:08.23 Overall	1:19.21 [9] (0:08.23)	1:10.98 [4] (0:11.57)	0:59.41 [7] (0:11.95)	0:47.46 [7] (0:11.72)	0:35.74 [8] (0:11.94)	0:23.80 [9] (0:11.68)	0:35.74	+10
10	14	<b>POLLY HOFFA</b> Chelsea Jokic	9	64.5 1200m	0:08.76 Overall	1:19.24 [10] (0:08.76)	1:10.48 [10] (0:11.56)	0:58.92 [10] (0:11.73)	0:47.19 [10] (0:11.70)	0:35.49 [10] (0:11.70)	0:23.79 [10] (0:11.54)	0:35.49	+0

Scratched: All Powered Up (#1), Supeedo Gonzales (#9), One Percent (#4)

[ ] Ranking at each section and finish  
 -:-:- No data available at this section  
 NA No data available

SCN Saddle cloth number  
 DNF Did not finish  
 DNT Did not track



# Mackay QLD Professional

## Race 3: LADBROKES PUNTER ASSIST Maiden Plate - 1300m

23 December 2024 - 14:49



MACKAY TURF CLUB

Ooralea Racecourse

Track Rating: Soft 6, Weather: Fine, Rail Position: +0m Entire

Section	Overall	1200m	1000m	800m	600m	400m	Last 600m
Field Times	1:17.85 (0:08.10)	1:09.75 (0:11.19)	0:58.56 (0:11.60)	0:46.96 (0:11.63)	0:35.33 (0:11.64)	0:23.69 (0:11.57)	0:35.33

Rank	TAB	Horse/Jockey	Barrier	Top Speed [km/h]	Fastest Section	Distance Travelled [m]
11	11	WHATA BOBBI DAZZLA	11	65.5	0:08.92	
		Isabella Teh		1200m	Overall	+8

Scratched: All Powered Up (#1), Supeedo Gonzales (#9), One Percent (#4)



# Mackay QLD Professional

## Race 3: LADBROKES PUNTER ASSIST Maiden Plate - 1300m

23 December 2024 - 14:49



MACKAY TURF CLUB  
Ooralea Racecourse

Track Rating: Soft 6, Weather: Fine, Rail Position: +0m Entire

Section							200m			Last 600m
Field Times							0:12.12			0:35.33
						(0:12.12)				
Rank	TAB	Horse/Jockey	Barrier	Top Speed [km/h]	Fastest Section	Margin				Distance Travelled [m]
1	8	<b>ROTHFURY</b> Warwick Satherley	1	65.8 1200m	0:08.30 Overall	0:12.12 [1] (0:12.12)	1:17.85		0:34.99	
2	12	<b>MISS PALLADIUM</b> Adrian Layt	6	66.5 1200m	0:08.10 Overall	0:12.27 [2] (0:12.27)	1.2L		0:35.54	+0
3	6	<b>RUN FREDDIE RUN</b> McKenzie Apel	8	66.6 1200m	0:08.26 Overall	0:12.15 [4] (0:12.15)	3.17L		0:35.61	+5
4	2	<b>BINGHAMTON</b> Justin Stanley	2	64.7 1200m	0:08.28 Overall	0:12.25 [3] (0:12.25)	3.67L		0:35.29	+0
5	13	<b>OUR ROSA ROSSA</b> Olivia Kendal	5	65.1 400m	0:08.11 Overall	0:12.09 [5] (0:12.09)	4.42L		0:35.35	+6
6	10	<b>FRUIT TINGLE</b> Pietro Romeo	4	64.2 1200m	0:08.44 Overall	0:12.22 [6] (0:12.22)	5.28L		0:35.39	-1
7	5	<b>PAUL EDWARD</b> Jackson Murphy	10	64.1 1200m	0:08.42 Overall	0:12.11 [8] (0:12.11)	7L		0:35.44	+4
8	7	<b>EMBELLISHED EYES</b> Shae Nielson	3	65.6 1200m	0:08.16 Overall	0:12.21 [7] (0:12.21)	7.47L		0:36.02	+1
9	3	<b>ICONIC PRINCE</b> Georgina Cartwright	7	64.2 1200m	0:08.23 Overall	0:12.12 [10] (0:12.12)	7.97L		0:35.74	+10
10	14	<b>POLLY HOFFA</b> Chelsea Jokic	9	64.5 1200m	0:08.76 Overall	0:12.25 [9] (0:12.25)	8.18L		0:35.49	+0

Scratched: All Powered Up (#1), Supeedo Gonzales (#9), One Percent (#4)

[ ] Ranking at each section and finish  
-:--:- No data available at this section  
NA No data available

SCN Saddle cloth number  
DNF Did not finish  
DNT Did not track



# Mackay QLD Professional

## Race 3: LADBROKES PUNTER ASSIST Maiden Plate - 1300m

23 December 2024 - 14:49



MACKAY TURF CLUB

Ooralea Racecourse

Track Rating: Soft 6, Weather: Fine, Rail Position: +0m Entire

Section				200m				Last 600m		
Field Times				0:12.12 (0:12.12)				0:35.33		
Rank	TAB	Horse/Jockey	Barrier	Top Speed [km/h]	Fastest Section	Margin			Distance Travelled [m]	
11	11	WHATA BOBBI DAZZLA	11	65.5	0:08.92	0:12.80 [11]	15.8L		0:36.67	+8
		Isabella Teh		1200m	Overall	(0:12.80)				

Scratched: All Powered Up (#1), Supeedo Gonzales (#9), One Percent (#4)

[ ] Ranking at each section and finish  
 -:-:- No data available at this section  
 NA No data available

SCN Saddle cloth number  
 DNF Did not finish  
 DNT Did not track



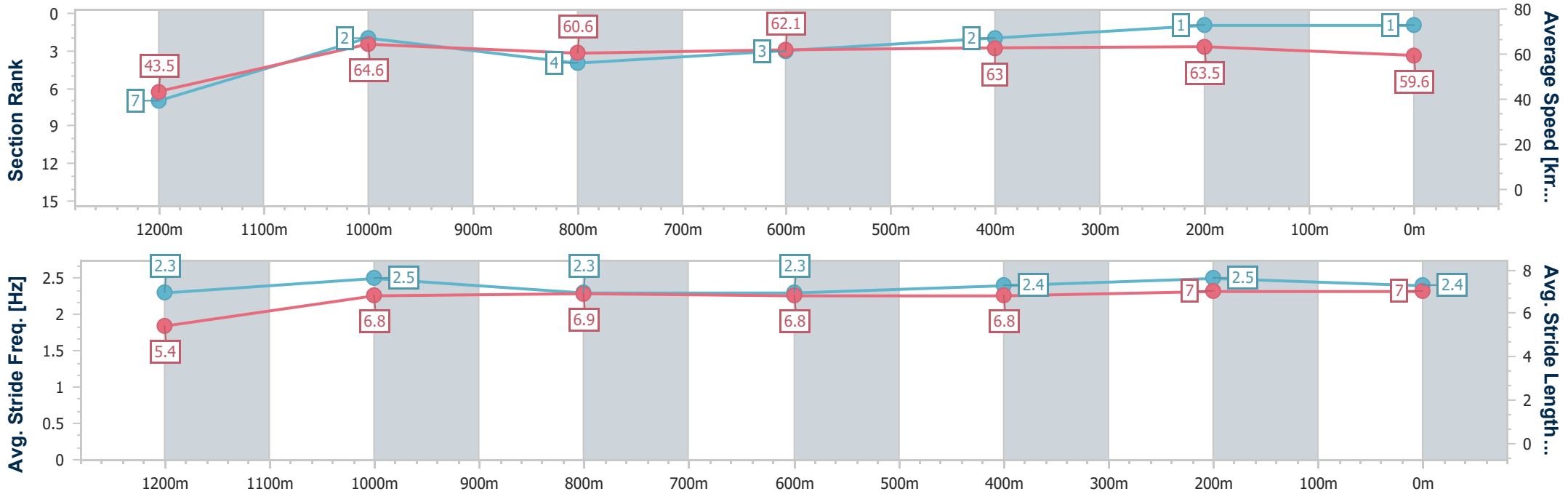
Horse/Jockey Name	Rothfury
Final Rank	1
Fastest Section Time (Section)	0:08.30 (Overall)
Top Speed [km/h] (Section)	65.8 (1200m)
Race State	Finished



Mackay QLD Professional  
 Race 3: LADBROKES PUNTER ASSIST Maiden Plate - 1300m  
 23 December 2024 - 14:49  
 Track Rating: Soft 6, Weather: Fine, Rail Position: +0m Entire



Section	Overall	1200m	1000m	800m	600m	400m	200m
Section Times	1:17.85 [1] (0:08.30)	1:09.55 [7] (0:11.15)	0:58.40 [2] (0:11.87)	0:46.53 [4] (0:11.54)	0:34.99 [3] (0:11.46)	0:23.53 [2] (0:11.41)	0:12.12 [1] (0:12.12)
Average Speed [km/h]	43.5	64.6	60.6	62.1	63.0	63.5	59.6
Top Speed [km/h]	62.1	65.8	62.7	63.1	63.8	64.2	63.2
Avg. Dist. to Rail [m]	3.0	0.7	0.3	0.5	1.1	4.2	5.6
Avg. Stride Freq. [Hz]	2.3	2.5	2.3	2.3	2.4	2.5	2.4
Avg. Stride Length [m]	5.4	6.8	6.9	6.8	6.8	7.0	7.0



- [ ] Ranking at each section and finish
- .-.- No data available at this section
- NA No data available



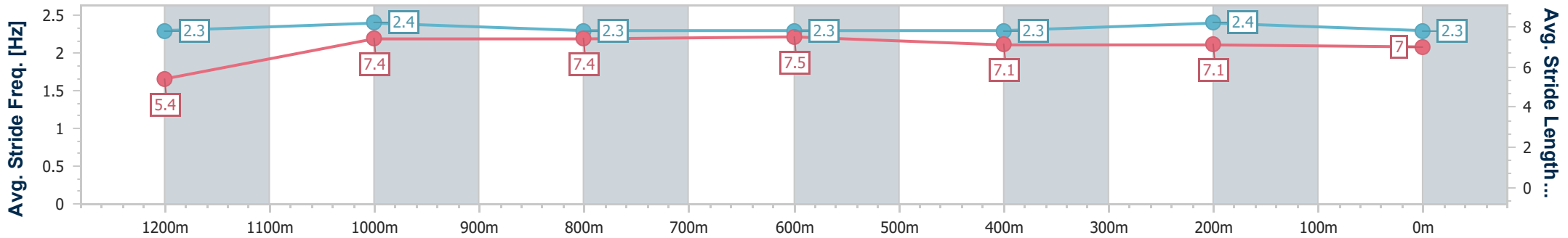
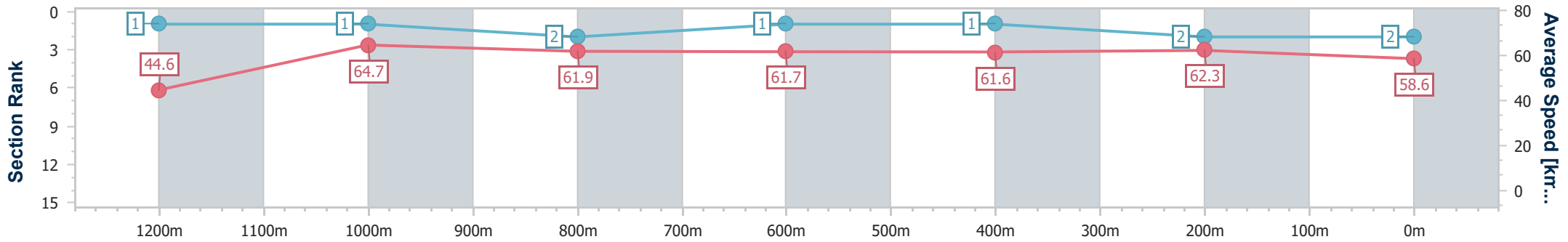
Horse/Jockey Name	Miss Palladium
Final Rank	2
Fastest Section Time (Section)	0:08.10 (Overall)
Top Speed [km/h] (Section)	66.5 (1200m)
Race State	Finished



Mackay QLD Professional  
 Race 3: LADBROKES PUNTER ASSIST Maiden Plate - 1300m  
 23 December 2024 - 14:49  
 Track Rating: Soft 6, Weather: Fine, Rail Position: +0m Entire



Section	Overall	1200m	1000m	800m	600m	400m	200m
Section Times	1:18.06 [2] (0:08.10)	1:09.96 [1] (0:11.19)	0:58.77 [1] (0:11.61)	0:47.16 [2] (0:11.62)	0:35.54 [1] (0:11.64)	0:23.90 [1] (0:11.63)	0:12.27 [2] (0:12.27)
Average Speed [km/h]	44.6	64.7	61.9	61.7	61.6	62.3	58.6
Top Speed [km/h]	63.0	66.5	62.9	62.8	62.4	62.6	61.5
Avg. Dist. to Rail [m]	9.2	3.4	0.4	0.8	1.1	4.2	5.4
Avg. Stride Freq. [Hz]	2.3	2.4	2.3	2.3	2.3	2.4	2.3
Avg. Stride Length [m]	5.4	7.4	7.4	7.5	7.1	7.1	7.0



- [ ] Ranking at each section and finish
- .-.- No data available at this section
- NA No data available



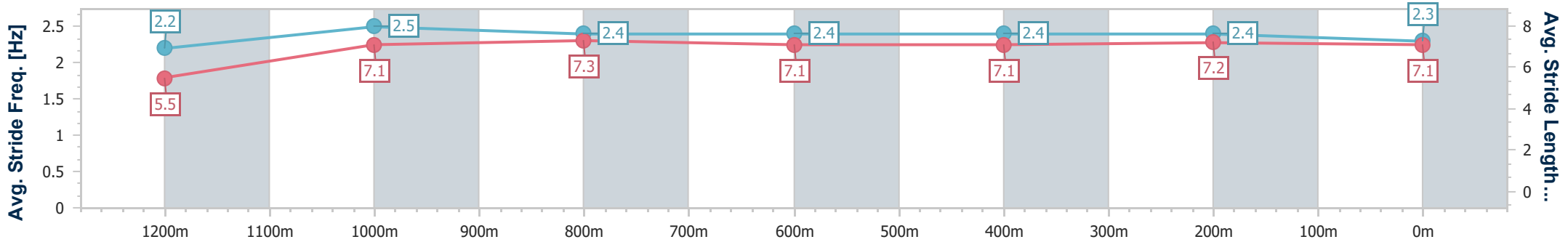
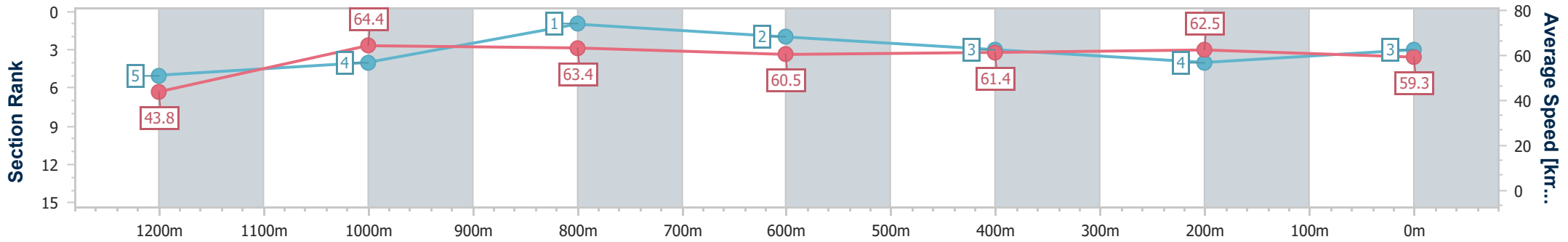
Horse/Jockey Name	Run Freddie Run
Final Rank	3
Fastest Section Time (Section)	0:08.26 (Overall)
Top Speed [km/h] (Section)	66.6 (1200m)
Race State	Finished



Mackay QLD Professional  
 Race 3: LADBROKES PUNTER ASSIST Maiden Plate - 1300m  
 23 December 2024 - 14:49  
 Track Rating: Soft 6, Weather: Fine, Rail Position: +0m Entire



Section	Overall	1200m	1000m	800m	600m	400m	200m
Section Times	1:18.39 [3] (0:08.26)	1:10.13 [5] (0:11.25)	0:58.88 [4] (0:11.38)	0:47.50 [1] (0:11.89)	0:35.61 [2] (0:11.82)	0:23.79 [3] (0:11.64)	0:12.15 [4] (0:12.15)
Average Speed [km/h]	43.8	64.4	63.4	60.5	61.4	62.5	59.3
Top Speed [km/h]	59.3	66.6	65.0	61.9	62.6	64.3	62.2
Avg. Dist. to Rail [m]	11.1	4.7	1.0	0.7	1.3	4.7	5.7
Avg. Stride Freq. [Hz]	2.2	2.5	2.4	2.4	2.4	2.4	2.3
Avg. Stride Length [m]	5.5	7.1	7.3	7.1	7.1	7.2	7.1



- [ ] Ranking at each section and finish
- .-.- No data available at this section
- NA No data available





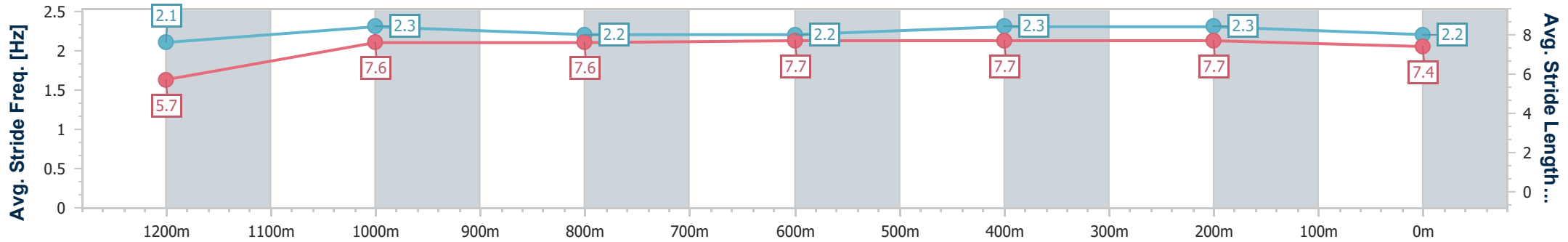
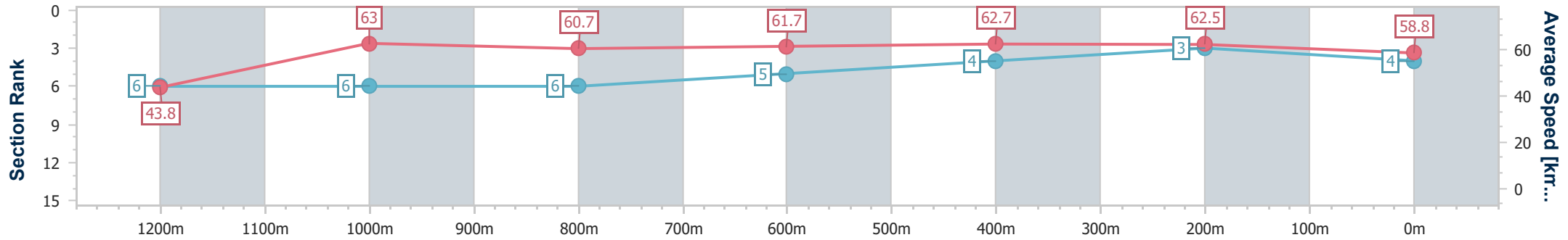
Horse/Jockey Name	Binghamton
Final Rank	4
Fastest Section Time (Section)	0:08.28 (Overall)
Top Speed [km/h] (Section)	64.7 (1200m)
Race State	Finished



Mackay QLD Professional  
 Race 3: LADBROKES PUNTER ASSIST Maiden Plate - 1300m  
 23 December 2024 - 14:49  
 Track Rating: Soft 6, Weather: Fine, Rail Position: +0m Entire



Section	Overall	1200m	1000m	800m	600m	400m	200m
Section Times	1:18.47 [4] (0:08.28)	1:10.19 [6] (0:11.45)	0:58.74 [6] (0:11.85)	0:46.89 [6] (0:11.60)	0:35.29 [5] (0:11.45)	0:23.84 [4] (0:11.59)	0:12.25 [3] (0:12.25)
Average Speed [km/h]	43.8	63.0	60.7	61.7	62.7	62.5	58.8
Top Speed [km/h]	60.2	64.7	63.0	64.0	63.7	63.0	61.7
Avg. Dist. to Rail [m]	4.6	1.3	0.4	1.0	1.0	2.7	1.3
Avg. Stride Freq. [Hz]	2.1	2.3	2.2	2.2	2.3	2.3	2.2
Avg. Stride Length [m]	5.7	7.6	7.6	7.7	7.7	7.7	7.4



- [ ] Ranking at each section and finish
- .-.- No data available at this section
- NA No data available



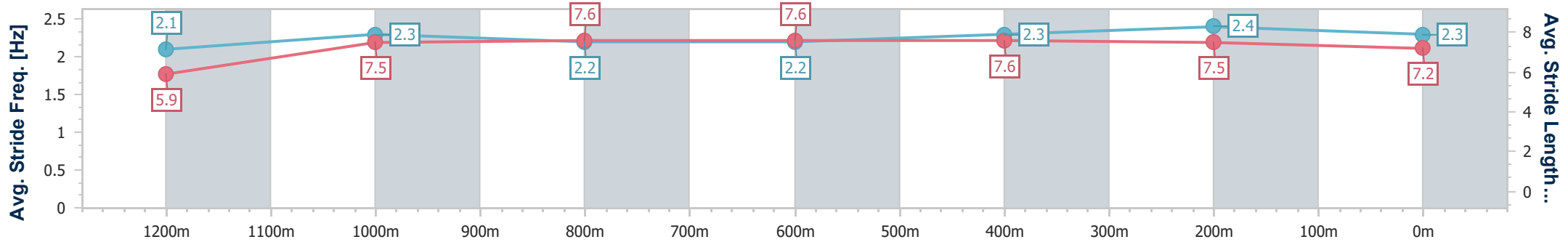
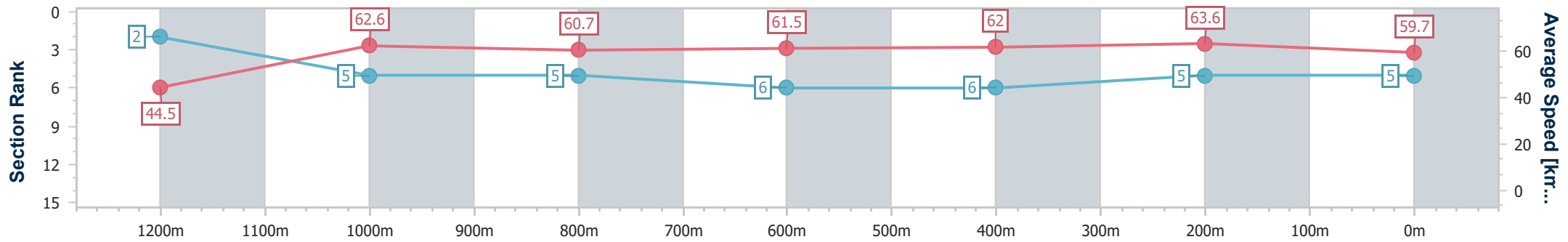
Horse/Jockey Name	Our Rosa Rossa
Final Rank	5
Fastest Section Time (Section)	0:08.11 (Overall)
Top Speed [km/h] (Section)	65.1 (400m)
Race State	Finished



Mackay QLD Professional  
 Race 3: LADBROKES PUNTER ASSIST Maiden Plate - 1300m  
 23 December 2024 - 14:49  
 Track Rating: Soft 6, Weather: Fine, Rail Position: +0m Entire



Section	Overall	1200m	1000m	800m	600m	400m	200m
Section Times	1:18.60 [5] (0:08.11)	1:10.49 [2] (0:11.55)	0:58.94 [5] (0:11.88)	0:47.06 [5] (0:11.71)	0:35.35 [6] (0:11.80)	0:23.55 [6] (0:11.46)	0:12.09 [5]
Average Speed [km/h]	44.5	62.6	60.7	61.5	62.0	63.6	59.7
Top Speed [km/h]	60.0	63.4	62.4	63.6	64.1	65.1	63.3
Avg. Dist. to Rail [m]	7.7	3.0	0.6	0.3	2.3	7.0	8.6
Avg. Stride Freq. [Hz]	2.1	2.3	2.2	2.2	2.3	2.4	2.3
Avg. Stride Length [m]	5.9	7.5	7.6	7.6	7.6	7.5	7.2



- [ ] Ranking at each section and finish
- .-.- No data available at this section
- NA No data available



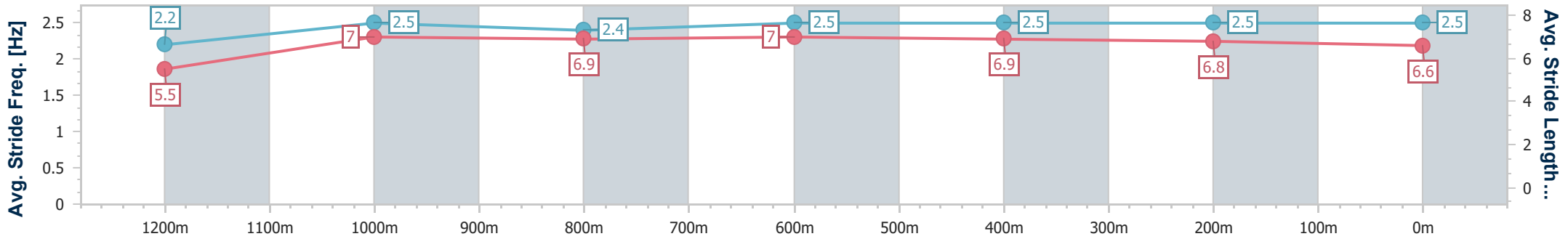
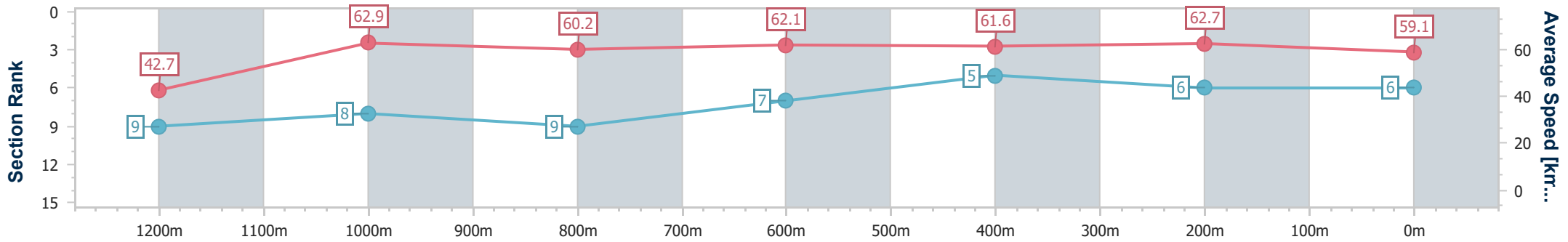
Horse/Jockey Name	Fruit Tingle
Final Rank	6
Fastest Section Time (Section)	0:08.44 (Overall)
Top Speed [km/h] (Section)	64.2 (1200m)
Race State	Finished



Mackay QLD Professional  
 Race 3: LADBROKES PUNTER ASSIST Maiden Plate - 1300m  
 23 December 2024 - 14:49  
 Track Rating: Soft 6, Weather: Fine, Rail Position: +0m Entire



Section	Overall	1200m	1000m	800m	600m	400m	200m
Section Times	1:18.75 [6] (0:08.44)	1:10.31 [9] (0:11.45)	0:58.86 [8] (0:11.91)	0:46.95 [9] (0:11.56)	0:35.39 [7] (0:11.62)	0:23.77 [5] (0:11.55)	0:12.22 [6] (0:12.22)
Average Speed [km/h]	42.7	62.9	60.2	62.1	61.6	62.7	59.1
Top Speed [km/h]	58.8	64.2	63.1	64.1	62.9	63.3	62.0
Avg. Dist. to Rail [m]	6.6	1.4	1.2	1.4	1.1	3.2	3.3
Avg. Stride Freq. [Hz]	2.2	2.5	2.4	2.5	2.5	2.5	2.5
Avg. Stride Length [m]	5.5	7.0	6.9	7.0	6.9	6.8	6.6



- [ ] Ranking at each section and finish
- .-.- No data available at this section
- NA No data available



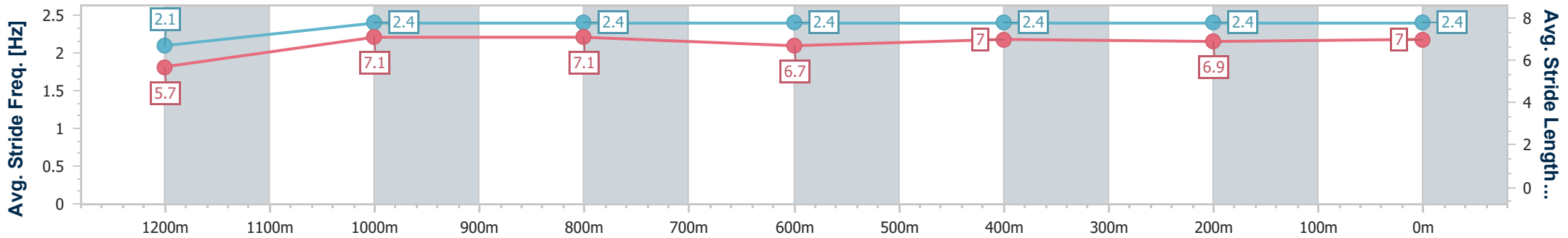
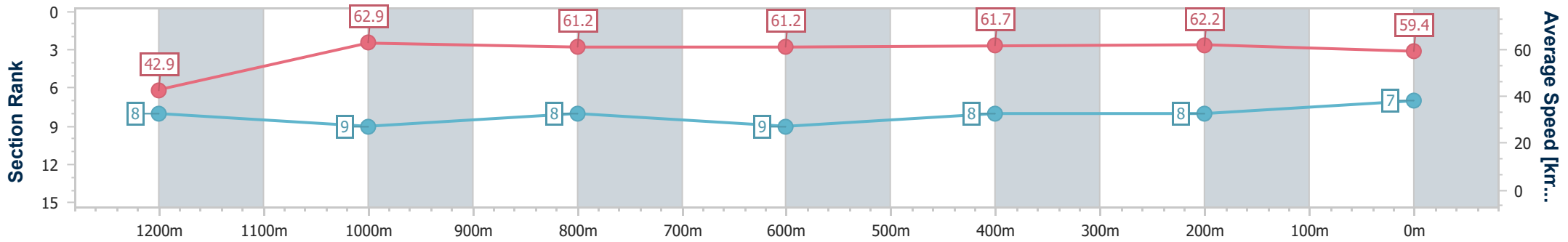
Horse/Jockey Name	Paul Edward
Final Rank	7
Fastest Section Time (Section)	0:08.42 (Overall)
Top Speed [km/h] (Section)	64.1 (1200m)
Race State	Finished



Mackay QLD Professional  
 Race 3: LADBROKES PUNTER ASSIST Maiden Plate - 1300m  
 23 December 2024 - 14:49  
 Track Rating: Soft 6, Weather: Fine, Rail Position: +0m Entire



Section	Overall	1200m	1000m	800m	600m	400m	200m
Section Times	1:19.04 [7] (0:08.42)	1:10.62 [8] (0:11.51)	0:59.11 [9] (0:11.83)	0:47.28 [8] (0:11.84)	0:35.44 [9] (0:11.72)	0:23.72 [8] (0:11.61)	0:12.11 [8]
Average Speed [km/h]	42.9	62.9	61.2	61.2	61.7	62.2	59.4
Top Speed [km/h]	59.9	64.1	62.6	63.2	63.7	62.8	62.0
Avg. Dist. to Rail [m]	11.6	3.4	1.8	1.9	0.6	3.7	5.8
Avg. Stride Freq. [Hz]	2.1	2.4	2.4	2.4	2.4	2.4	2.4
Avg. Stride Length [m]	5.7	7.1	7.1	6.7	7.0	6.9	7.0



- [ ] Ranking at each section and finish
- .-.- No data available at this section
- NA No data available



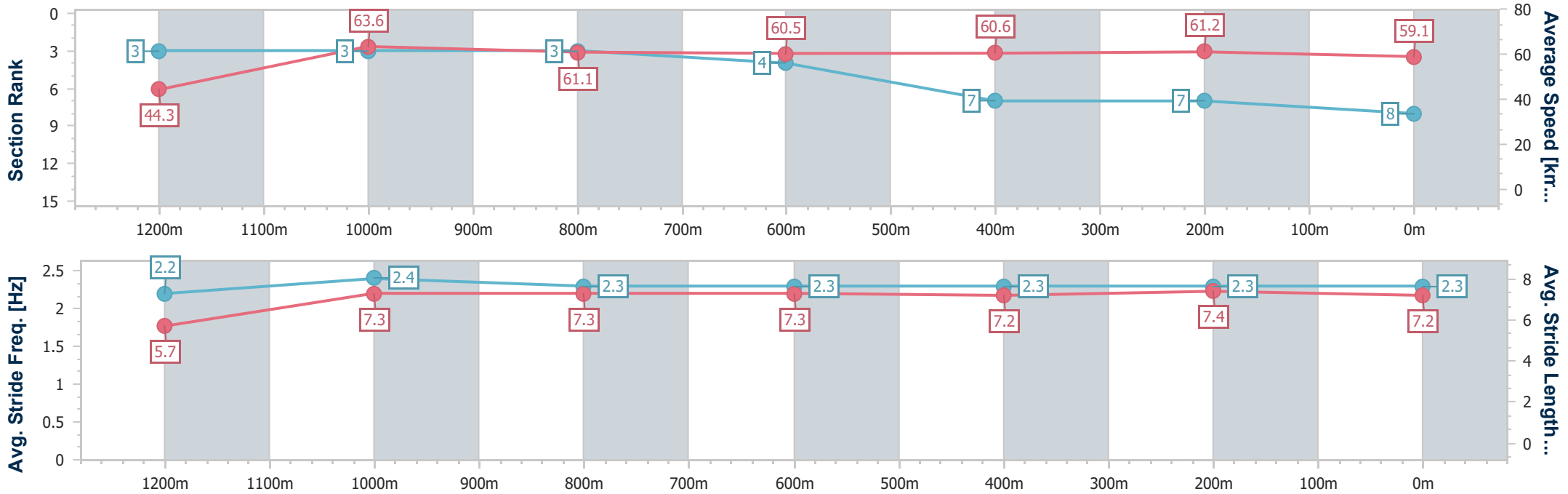
Horse/Jockey Name	Embellished Eyes
Final Rank	8
Fastest Section Time (Section)	0:08.16 (Overall)
Top Speed [km/h] (Section)	65.6 (1200m)
Race State	Finished



Mackay QLD Professional  
 Race 3: LADBROKES PUNTER ASSIST Maiden Plate - 1300m  
 23 December 2024 - 14:49  
 Track Rating: Soft 6, Weather: Fine, Rail Position: +0m Entire



Section	Overall	1200m	1000m	800m	600m	400m	200m
Section Times	1:19.12 [8] (0:08.16)	1:10.96 [3] (0:11.34)	0:59.62 [3] (0:11.76)	0:47.86 [3] (0:11.84)	0:36.02 [4] (0:11.97)	0:24.05 [7] (0:11.84)	0:12.21 [7] (0:12.21)
Average Speed [km/h]	44.3	63.6	61.1	60.5	60.6	61.2	59.1
Top Speed [km/h]	59.9	65.6	62.6	62.4	62.4	63.0	60.7
Avg. Dist. to Rail [m]	6.4	1.6	0.9	0.6	1.2	4.6	5.9
Avg. Stride Freq. [Hz]	2.2	2.4	2.3	2.3	2.3	2.3	2.3
Avg. Stride Length [m]	5.7	7.3	7.3	7.3	7.2	7.4	7.2



- [ ] Ranking at each section and finish
- .-.- No data available at this section
- NA No data available



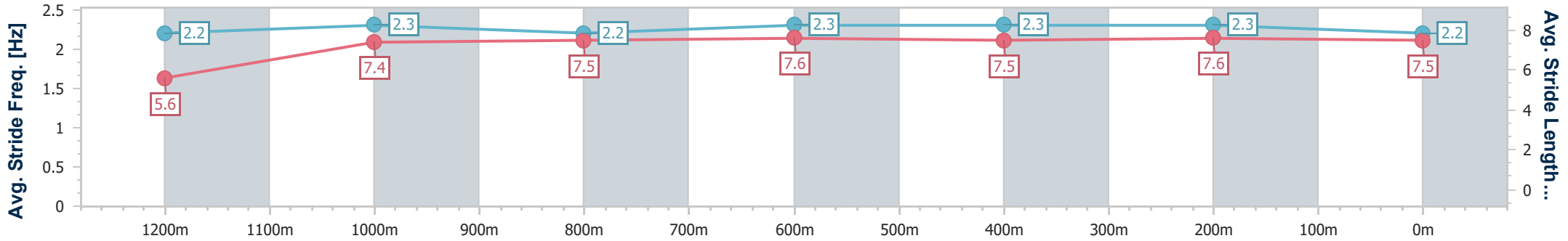
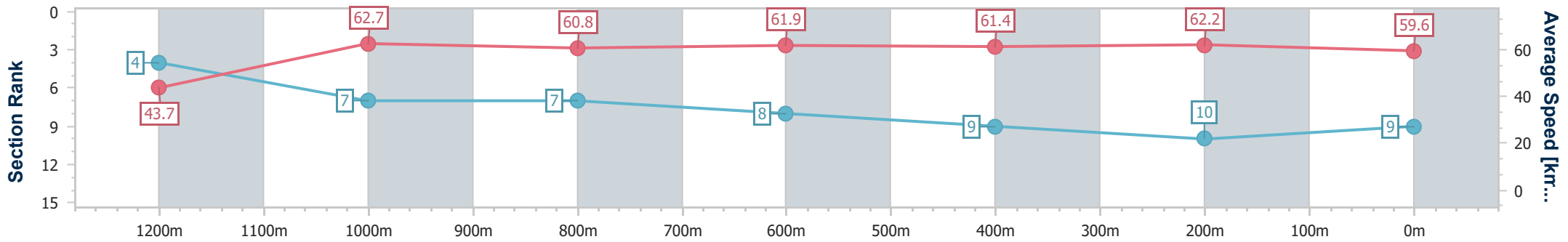
Horse/Jockey Name	Iconic Prince
Final Rank	9
Fastest Section Time (Section)	0:08.23 (Overall)
Top Speed [km/h] (Section)	64.2 (1200m)
Race State	Finished



Mackay QLD Professional  
 Race 3: LADBROKES PUNTER ASSIST Maiden Plate - 1300m  
 23 December 2024 - 14:49  
 Track Rating: Soft 6, Weather: Fine, Rail Position: +0m Entire



Section	Overall	1200m	1000m	800m	600m	400m	200m
Section Times	1:19.21 [9] (0:08.23)	1:10.98 [4] (0:11.57)	0:59.41 [7] (0:11.95)	0:47.46 [7] (0:11.72)	0:35.74 [8] (0:11.94)	0:23.80 [9] (0:11.68)	0:12.12 [10] (0:12.12)
Average Speed [km/h]	43.7	62.7	60.8	61.9	61.4	62.2	59.6
Top Speed [km/h]	61.3	64.2	63.5	63.5	63.6	63.2	61.4
Avg. Dist. to Rail [m]	10.1	4.8	3.0	2.8	2.5	5.5	7.5
Avg. Stride Freq. [Hz]	2.2	2.3	2.2	2.3	2.3	2.3	2.2
Avg. Stride Length [m]	5.6	7.4	7.5	7.6	7.5	7.6	7.5



- [ ] Ranking at each section and finish
- .-.- No data available at this section
- NA No data available



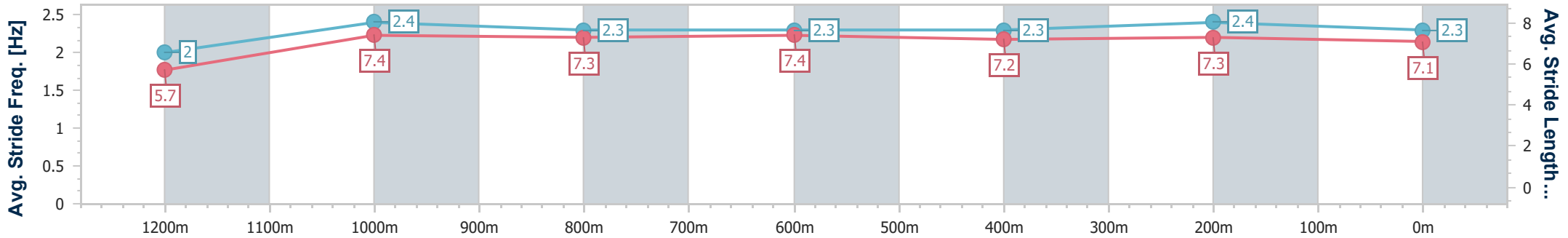
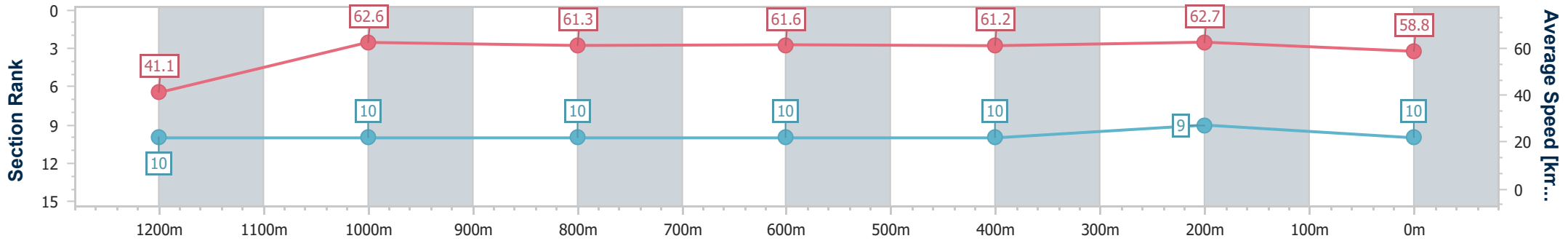
Horse/Jockey Name	Polly Hoffa
Final Rank	10
Fastest Section Time (Section)	0:08.76 (Overall)
Top Speed [km/h] (Section)	64.5 (1200m)
Race State	Finished



Mackay QLD Professional  
 Race 3: LADBROKES PUNTER ASSIST Maiden Plate - 1300m  
 23 December 2024 - 14:49  
 Track Rating: Soft 6, Weather: Fine, Rail Position: +0m Entire



Section	Overall	1200m	1000m	800m	600m	400m	200m
Section Times	1:19.24 [10] (0:08.76)	1:10.48 [10] (0:11.56)	0:58.92 [10] (0:11.73)	0:47.19 [10] (0:11.70)	0:35.49 [10] (0:11.70)	0:23.79 [10] (0:11.54)	0:12.25 [9] (0:12.25)
Average Speed [km/h]	41.1	62.6	61.3	61.6	61.2	62.7	58.8
Top Speed [km/h]	59.5	64.5	62.9	64.0	63.9	63.8	62.7
Avg. Dist. to Rail [m]	10.9	3.4	0.3	0.4	0.7	3.0	3.9
Avg. Stride Freq. [Hz]	2.0	2.4	2.3	2.3	2.3	2.4	2.3
Avg. Stride Length [m]	5.7	7.4	7.3	7.4	7.2	7.3	7.1



- [ ] Ranking at each section and finish
- .-.- No data available at this section
- NA No data available



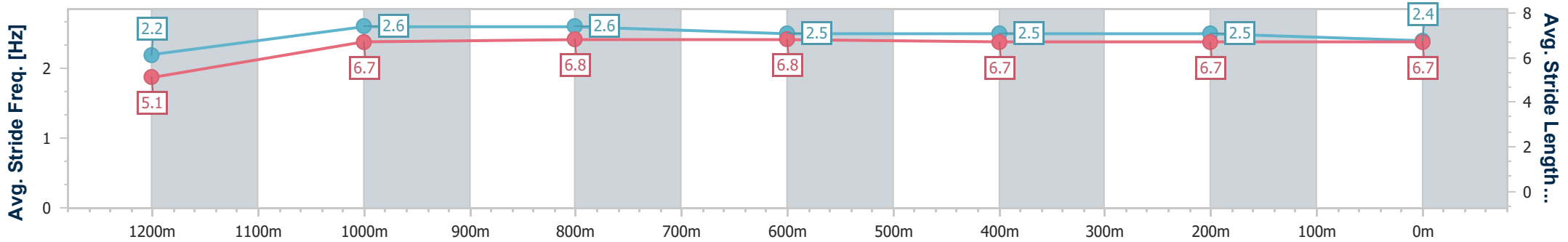
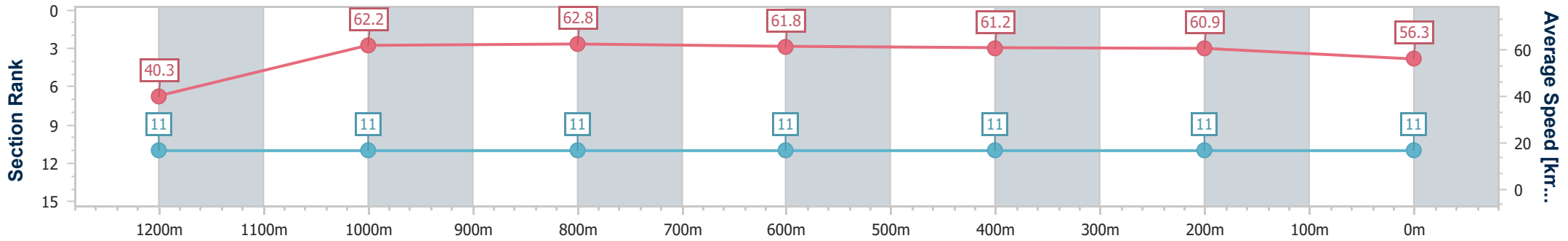
Horse/Jockey Name	Whata Bobbi Dazzla
Final Rank	11
Fastest Section Time (Section)	0:08.92 (Overall)
Top Speed [km/h] (Section)	65.5 (1200m)
Race State	Finished



Mackay QLD Professional  
 Race 3: LADBROKES PUNTER ASSIST Maiden Plate - 1300m  
 23 December 2024 - 14:49  
 Track Rating: Soft 6, Weather: Fine, Rail Position: +0m Entire



Section	Overall	1200m	1000m	800m	600m	400m	200m
Section Times	1:20.54 [11] (0:08.92)	1:11.62 [11] (0:11.69)	0:59.93 [11] (0:11.52)	0:48.41 [11] (0:11.74)	0:36.67 [11] (0:11.99)	0:24.68 [11] (0:11.88)	0:12.80 [11] (0:12.80)
Average Speed [km/h]	40.3	62.2	62.8	61.8	61.2	60.9	56.3
Top Speed [km/h]	56.4	65.5	65.4	62.7	61.9	62.9	60.2
Avg. Dist. to Rail [m]	12.8	3.8	1.8	3.2	2.3	4.5	5.0
Avg. Stride Freq. [Hz]	2.2	2.6	2.6	2.5	2.5	2.5	2.4
Avg. Stride Length [m]	5.1	6.7	6.8	6.8	6.7	6.7	6.7



- [ ] Ranking at each section and finish
- .-.- No data available at this section
- NA No data available





**Mackay QLD Professional**  
**Race 4: LADBROKES ODDS SURGE RATINGS BAND 0 - 55 Handicap - 1300m**  
**23 December 2024 - 15:28**



MACKAY TURF CLUB  
Ooralea Racecourse

Track Rating: Soft 6, Weather: Fine, Rail Position: +0m Entire

Section																
Field Times	Overall	1200m	1000m	800m	600m	400m	Last 600m									
	1:16.46 (0:07.73)	1:08.73 (0:10.86)	0:57.87 (0:10.89)	0:46.98 (0:11.22)	0:35.76 (0:11.53)	0:24.23 (0:11.94)	0:00.00									
Rank	TAB	Horse/Jockey	Barrier	Top Speed [km/h]	Fastest Section	Distance Travelled [m]										
1	9	<b>IMAGINE THAT</b> Ashley Butler	4	66.8 1200m	0:08.08 Overall	1:16.46 [1] (0:08.08)	1:08.38 [9] (0:11.14)	0:57.24 [9] (0:11.14)	0:46.10 [10] (0:11.40)	0:34.70 [10] (0:11.42)	0:23.28 [8] (0:11.43)	0:34.70				
2	1	<b>AIDENABET</b> Sean Cormack	1	67.8 1000m	0:07.78 Overall	1:16.52 [2] (0:07.78)	1:08.74 [2] (0:11.02)	0:57.72 [4] (0:10.91)	0:46.81 [3] (0:11.28)	0:35.53 [2] (0:11.50)	0:24.03 [2] (0:11.68)	0:35.53 +3				
3	13	<b>HOLY CROWN</b> Adrian Layt	12	Data was not able to be tracked for this horse		-:--:-	-:--:-	-:--:-	-:--:-	-:--:-	-:--:-	-:--:- ----:-				
4	7	<b>THE HAIRDRESSER</b> Justin Stanley	9	68.5 1000m	0:07.96 Overall	1:16.92 [4] (0:07.96)	1:08.96 [5] (0:11.01)	0:57.95 [5] (0:10.78)	0:47.17 [4] (0:11.42)	0:35.75 [4] (0:11.73)	0:24.02 [4] (0:11.70)	0:35.75 +8				
5	12	<b>ME TIME</b> Jackson Murphy	7	68.1 1200m	0:07.97 Overall	1:17.18 [5] (0:07.97)	1:09.21 [7] (0:11.06)	0:58.15 [6] (0:10.96)	0:47.19 [6] (0:11.33)	0:35.86 [7] (0:11.72)	0:24.14 [7] (0:11.69)	0:35.86 +11				
6	3	<b>ROC DE RUSSIAN</b> Nathan Thomas	13	67.9 1200m	0:08.22 Overall	1:17.38 [6] (0:08.22)	1:09.16 [10] (0:11.05)	0:58.11 [10] (0:11.02)	0:47.09 [9] (0:11.45)	0:35.64 [9] (0:11.67)	0:23.97 [10] (0:11.57)	0:35.64 +12				
7	5	<b>ELLEVES</b> McKenzie Apel	5	67.1 1200m	0:07.73 Overall	1:17.39 [7] (0:07.73)	1:09.66 [1] (0:11.01)	0:58.65 [2] (0:11.11)	0:47.54 [5] (0:11.44)	0:36.10 [5] (0:11.68)	0:24.42 [6] (0:11.74)	0:36.10 +9				
8	16	<b>JUST FRANK</b> Georgina Cartwright	8	69.4 1200m	0:07.81 Overall	1:17.42 [8] (0:07.81)	1:09.61 [3] (0:10.93)	0:58.68 [2] (0:10.96)	0:47.72 [2] (0:11.32)	0:36.40 [3] (0:11.62)	0:24.78 [3] (0:11.87)	0:36.40 +9				
9	6	<b>MADNUS LEE</b> Olivia Kendal	10	67.0 1000m	0:08.47 Overall	1:17.48 [9] (0:08.47)	1:09.01 [11] (0:11.29)	0:57.72 [11] (0:11.09)	0:46.63 [11] (0:11.39)	0:35.24 [11] (0:11.45)	0:23.79 [11] (0:11.55)	0:35.24 +7				
10	19	<b>LENNY ROCKET</b> Luke Miller	11	69.6 1200m	0:07.85 Overall	1:17.59 [10] (0:07.85)	1:09.74 [4] (0:10.74)	0:59.00 [1] (0:10.89)	0:48.11 [1] (0:11.22)	0:36.89 [1] (0:11.53)	0:25.36 [1] (0:12.17)	0:36.89 +2				

Scratched: Snuggle Bang Yahoo (#4), Nine Carats (#15), Our Heart Throb (#18), Masonry Man (#10), Acedrod (#8), Swahili Mai (#17)

[ ] Ranking at each section and finish  
 -:--:- No data available at this section  
 NA No data available  
 SCN Saddle cloth number  
 DNF Did not finish  
 DNT Did not track



**Mackay QLD Professional**  
**Race 4: LADBROKES ODDS SURGE RATINGS BAND 0 - 55 Handicap - 1300m**  
**23 December 2024 - 15:28**



MACKAY TURF CLUB  
Ooralea Racecourse

Track Rating: Soft 6, Weather: Fine, Rail Position: +0m Entire

Section	Overall	1200m	1000m	800m	600m	400m	Last 600m
Field Times	1:16.46 (0:07.73)	1:08.73 (0:10.86)	0:57.87 (0:10.89)	0:46.98 (0:11.22)	0:35.76 (0:11.53)	0:24.23 (0:11.94)	0:00.00

Rank	TAB	Horse/Jockey	Barrier	Top Speed [km/h]	Fastest Section	Overall	1200m	1000m	800m	600m	400m	Last 600m	Distance Travelled [m]
11	14	MISS MILDRED	3	67.5	0:08.03	1:17.69 [11]	1:09.66 [8]	0:58.61 [8]	0:47.64 [8]	0:36.23 [8]	0:24.43 [9]	0:36.23	+8
		Chelsea Jokic		1200m	Overall	(0:08.03)	(0:11.05)	(0:10.97)	(0:11.41)	(0:11.80)	(0:11.88)		
12	2	DEEL WITH ME	6	67.6	0:08.72	1:17.76 [12]	1:09.04 [12]	0:57.73 [12]	0:46.84 [12]	0:35.49 [12]	0:23.78 [12]	0:35.49	+8
		Raul Silvera Olivera		1200m	Overall	(0:08.72)	(0:11.31)	(0:10.89)	(0:11.35)	(0:11.71)	(0:11.49)		
13	11	SHEKINAH	2	66.9	0:07.97	1:18.02 [13]	1:10.05 [6]	0:58.97 [7]	0:48.00 [7]	0:36.70 [6]	0:25.09 [5]	0:36.70	+4
		Warwick Satherley		1200m	Overall	(0:07.97)	(0:11.08)	(0:10.97)	(0:11.30)	(0:11.61)	(0:11.85)		

Scratched: Snuggle Bang Yahoo (#4), Nine Carats (#15), Our Heart Throb (#18), Masonry Man (#10), Acedrod (#8), Swahili Mai (#17)

[ ] Ranking at each section and finish  
 -:-:-:- No data available at this section  
 NA No data available

SCN Saddle cloth number  
 DNF Did not finish  
 DNT Did not track



# Mackay QLD Professional

## Race 4: LADBROKES ODDS SURGE RATINGS BAND 0 - 55 Handicap - 1300m

23 December 2024 - 15:28



MACKAY TURF CLUB  
Ooralea Racecourse

Track Rating: Soft 6, Weather: Fine, Rail Position: +0m Entire

Section				200m			Last 600m		
Field Times				0:12.29			0:00.00		
Rank	TAB	Horse/Jockey	Barrier	Top Speed [km/h]	Fastest Section	Margin	Margin		Distance Travelled [m]
1	9	<b>IMAGINE THAT</b> Ashley Butler	4	66.8 1200m	0:08.08 Overall	0:11.85 [5] (0:11.85)	1:16.46	0:34.70	
2	1	<b>AIDENABET</b> Sean Cormack	1	67.8 1000m	0:07.78 Overall	0:12.35 [1] (0:12.35)	0.39L	0:35.53	+3
3	13	<b>HOLY CROWN</b> Adrian Layt	12	Data was not able to be tracked for this horse		-:--:-	2.17L	-:--:-	-----
4	7	<b>THE HAIRDRESSER</b> Justin Stanley	9	68.5 1000m	0:07.96 Overall	0:12.32 [4] (0:12.32)	2.7L	0:35.75	+8
5	12	<b>ME TIME</b> Jackson Murphy	7	68.1 1200m	0:07.97 Overall	0:12.45 [7] (0:12.45)	4.28L	0:35.86	+11
6	3	<b>ROC DE RUSSIAN</b> Nathan Thomas	13	67.9 1200m	0:08.22 Overall	0:12.40 [9] (0:12.40)	5.43L	0:35.64	+12
7	5	<b>ELLEVES</b> McKenzie Apel	5	67.1 1200m	0:07.73 Overall	0:12.68 [6] (0:12.68)	5.46L	0:36.10	+9
8	16	<b>JUST FRANK</b> Georgina Cartwright	8	69.4 1200m	0:07.81 Overall	0:12.91 [3] (0:12.91)	5.69L	0:36.40	+9
9	6	<b>MADNUS LEE</b> Olivia Kendal	10	67.0 1000m	0:08.47 Overall	0:12.24 [11] (0:12.24)	6L	0:35.24	+7
10	19	<b>LENNY ROCKET</b> Luke Miller	11	69.6 1200m	0:07.85 Overall	0:13.19 [2] (0:13.19)	6.68L	0:36.89	+2

Scratched: Snuggle Bang Yahoo (#4), Nine Carats (#15), Our Heart Throb (#18), Masonry Man (#10), Acedrod (#8), Swahili Mai (#17)

Report Created: Mon 23 December 2024 17:38 GM (Note: Timing is based on position data)

Page 3/17

[ ] Ranking at each section and finish  
 -:--:- No data available at this section  
 NA No data available  
 SCN Saddle cloth number  
 DNF Did not finish  
 DNT Did not track

data processed by TRIPLESDATA



# Mackay QLD Professional

## Race 4: LADBROKES ODDS SURGE RATINGS BAND 0 - 55 Handicap - 1300m

23 December 2024 - 15:28



MACKAY TURF CLUB  
Ooralea Racecourse

Track Rating: Soft 6, Weather: Fine, Rail Position: +0m Entire

Section			200m			Last 600m			
Field Times			0:12.29 (0:12.29)			0:00.00			
Rank	TAB	Horse/Jockey	Barrier	Top Speed [km/h]	Fastest Section	Margin	Distance Travelled [m]		
11	14	MISS MILDRED	3	67.5	0:08.03	0:12.55 [10]	7.27L	0:36.23	+8
		Chelsea Jokic		1200m	Overall	(0:12.55)			
12	2	DEEL WITH ME	6	67.6	0:08.72	0:12.29 [12]	7.69L	0:35.49	+8
		Raul Silvera Olivera		1200m	Overall	(0:12.29)			
13	11	SHEKINAH	2	66.9	0:07.97	0:13.24 [8]	9.19L	0:36.70	+4
		Warwick Satherley		1200m	Overall	(0:13.24)			

Scratched: Snuggle Bang Yahoo (#4), Nine Carats (#15), Our Heart Throb (#18), Masonry Man (#10), Acedrod (#8), Swahili Mai (#17)

[ ] Ranking at each section and finish  
 -:-:- No data available at this section  
 NA No data available

SCN Saddle cloth number  
 DNF Did not finish  
 DNT Did not track



Horse/Jockey Name	Imagine That
Final Rank	1
Fastest Section Time (Section)	0:08.08 (Overall)
Top Speed [km/h] (Section)	66.8 (1200m)
Race State	Finished



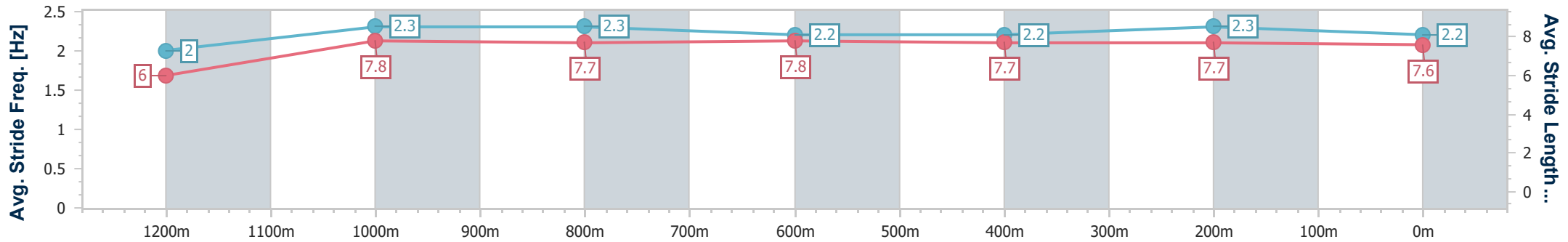
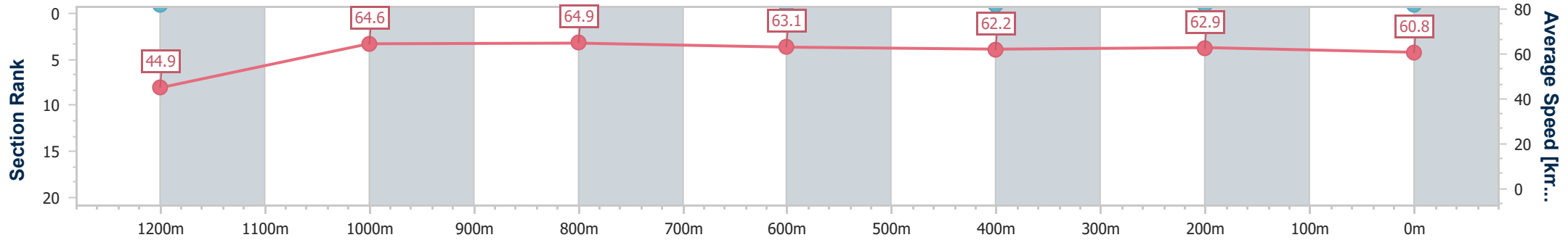
Mackay QLD Professional  
 Race 4: LADBROKES ODDS SURGE RATINGS BAND 0 - 55  
 Handicap - 1300m



23 December 2024 - 15:28

Track Rating: Soft 6, Weather: Fine, Rail Position: +0m Entire

Section	Overall	1200m	1000m	800m	600m	400m	200m
Section Times	1:16.46 [1] (0:08.08)	1:08.38 [9] (0:11.14)	0:57.24 [9] (0:11.14)	0:46.10 [10] (0:11.40)	0:34.70 [10] (0:11.42)	0:23.28 [8] (0:11.43)	0:11.85 [5] (0:11.85)
Average Speed [km/h]	44.9	64.6	64.9	63.1	62.2	62.9	60.8
Top Speed [km/h]	60.4	66.8	66.1	65.0	63.9	63.6	63.0
Avg. Dist. to Rail [m]	6.1	2.0	1.3	0.7	1.6	0.8	2.5
Avg. Stride Freq. [Hz]	2.0	2.3	2.3	2.2	2.2	2.3	2.2
Avg. Stride Length [m]	6.0	7.8	7.7	7.8	7.7	7.7	7.6



- [ ] Ranking at each section and finish
- .-.- No data available at this section
- NA No data available



Horse/Jockey Name	Aidenabet
Final Rank	2
Fastest Section Time (Section)	0:07.78 (Overall)
Top Speed [km/h] (Section)	67.8 (1000m)
Race State	Finished



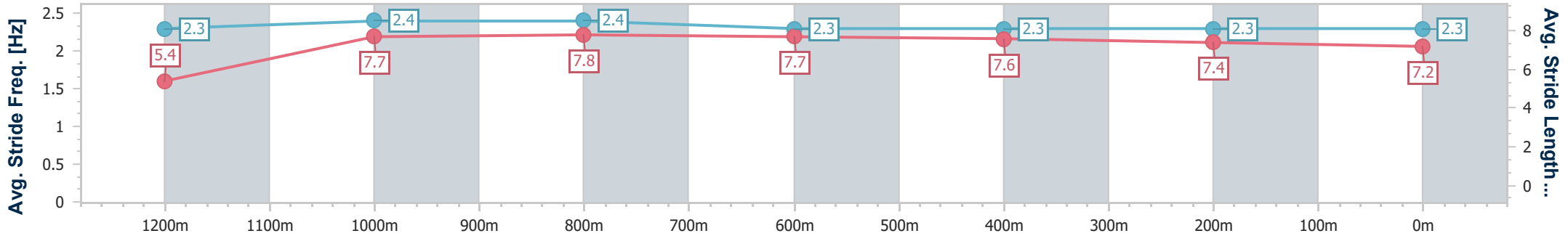
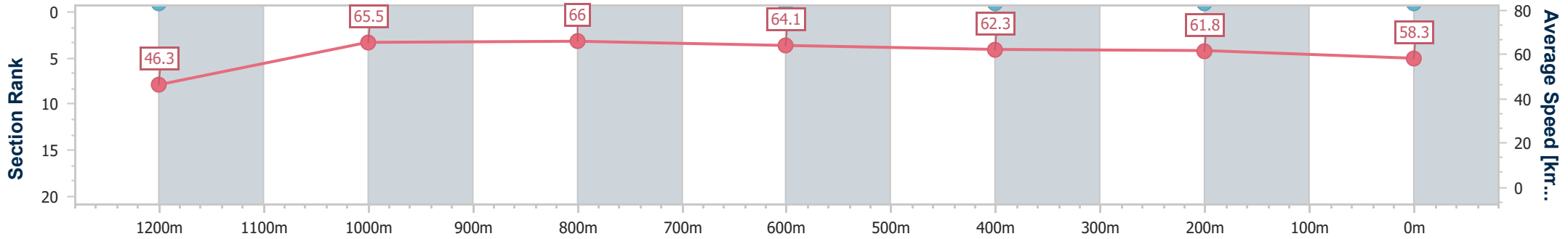
Mackay QLD Professional  
Race 4: LADBROKES ODDS SURGE RATINGS BAND 0 - 55  
Handicap - 1300m



23 December 2024 - 15:28

Track Rating: Soft 6, Weather: Fine, Rail Position: +0m Entire

Section	Overall	1200m	1000m	800m	600m	400m	200m
Section Times	1:16.52 [2] (0:07.78)	1:08.74 [2] (0:11.02)	0:57.72 [4] (0:10.91)	0:46.81 [3] (0:11.28)	0:35.53 [2] (0:11.50)	0:24.03 [2] (0:11.68)	0:12.35 [1] (0:12.35)
Average Speed [km/h]	46.3	65.5	66.0	64.1	62.3	61.8	58.3
Top Speed [km/h]	62.1	67.7	67.8	65.6	63.1	62.6	60.5
Avg. Dist. to Rail [m]	2.8	0.9	0.8	0.6	0.4	2.4	2.5
Avg. Stride Freq. [Hz]	2.3	2.4	2.4	2.3	2.3	2.3	2.3
Avg. Stride Length [m]	5.4	7.7	7.8	7.7	7.6	7.4	7.2



- [ ] Ranking at each section and finish
- .-.- No data available at this section
- NA No data available



Horse/Jockey Name	The Hairdresser
Final Rank	4
Fastest Section Time (Section)	0:07.96 (Overall)
Top Speed [km/h] (Section)	68.5 (1000m)
Race State	Finished



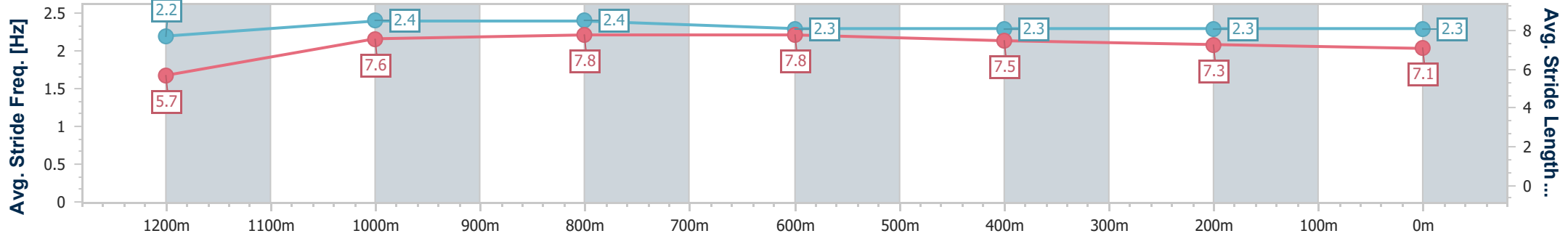
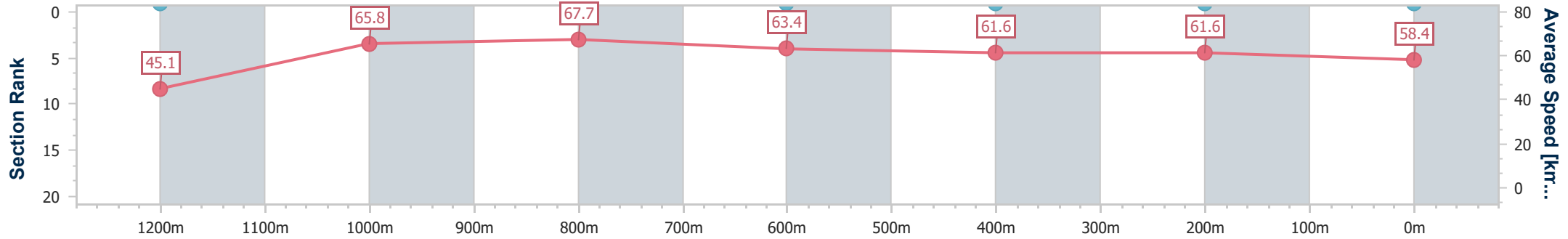
Mackay QLD Professional  
 Race 4: LADBROKES ODDS SURGE RATINGS BAND 0 - 55  
 Handicap - 1300m



23 December 2024 - 15:28

Track Rating: Soft 6, Weather: Fine, Rail Position: +0m Entire

Section	Overall	1200m	1000m	800m	600m	400m	200m
Section Times	1:16.92 [4] (0:07.96)	1:08.96 [5] (0:11.01)	0:57.95 [5] (0:10.78)	0:47.17 [4] (0:11.42)	0:35.75 [4] (0:11.73)	0:24.02 [4] (0:11.70)	0:12.32 [4] (0:12.32)
Average Speed [km/h]	45.1	65.8	67.7	63.4	61.6	61.6	58.4
Top Speed [km/h]	62.8	67.5	68.5	65.8	62.5	63.0	62.1
Avg. Dist. to Rail [m]	10.4	5.1	3.5	2.0	0.4	1.9	4.2
Avg. Stride Freq. [Hz]	2.2	2.4	2.4	2.3	2.3	2.3	2.3
Avg. Stride Length [m]	5.7	7.6	7.8	7.8	7.5	7.3	7.1



- [ ] Ranking at each section and finish
- .-.- No data available at this section
- NA No data available



Horse/Jockey Name	Me Time
Final Rank	5
Fastest Section Time (Section)	0:07.97 (Overall)
Top Speed [km/h] (Section)	68.1 (1200m)
Race State	Finished



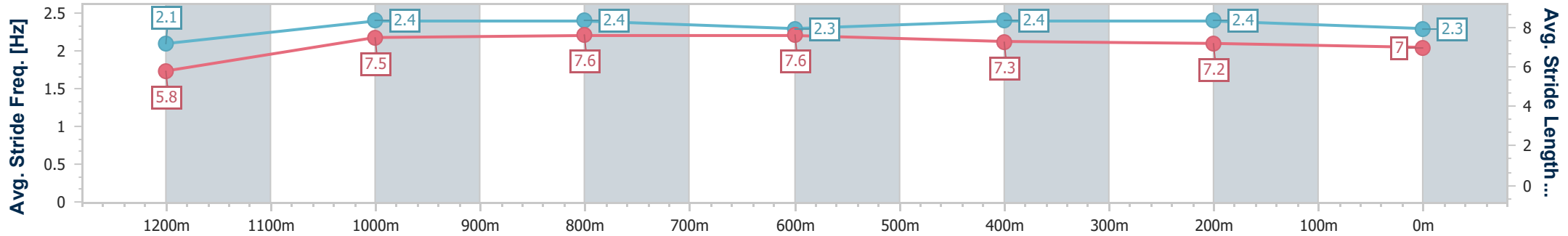
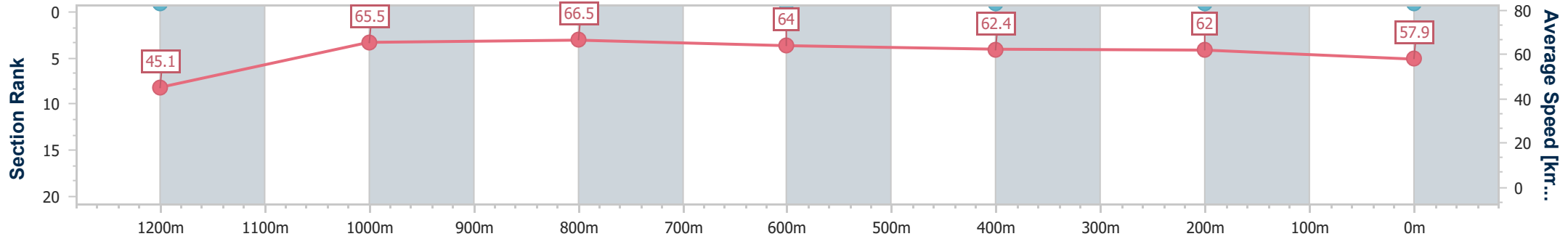
Mackay QLD Professional  
 Race 4: LADBROKES ODDS SURGE RATINGS BAND 0 - 55  
 Handicap - 1300m



23 December 2024 - 15:28

Track Rating: Soft 6, Weather: Fine, Rail Position: +0m Entire

Section	Overall	1200m	1000m	800m	600m	400m	200m
Section Times	1:17.18 [5] (0:07.97)	1:09.21 [7] (0:11.06)	0:58.15 [6] (0:10.96)	0:47.19 [6] (0:11.33)	0:35.86 [7] (0:11.72)	0:24.14 [7] (0:11.69)	0:12.45 [7] (0:12.45)
Average Speed [km/h]	45.1	65.5	66.5	64.0	62.4	62.0	57.9
Top Speed [km/h]	63.2	68.1	67.9	65.7	63.5	63.1	61.8
Avg. Dist. to Rail [m]	8.2	3.5	3.6	2.9	2.1	4.5	6.5
Avg. Stride Freq. [Hz]	2.1	2.4	2.4	2.3	2.4	2.4	2.3
Avg. Stride Length [m]	5.8	7.5	7.6	7.6	7.3	7.2	7.0



- [ ] Ranking at each section and finish
- .-.- No data available at this section
- NA No data available





Horse/Jockey Name	Roc De Russian
Final Rank	6
Fastest Section Time (Section)	0:08.22 (Overall)
Top Speed [km/h] (Section)	67.9 (1200m)
Race State	Finished



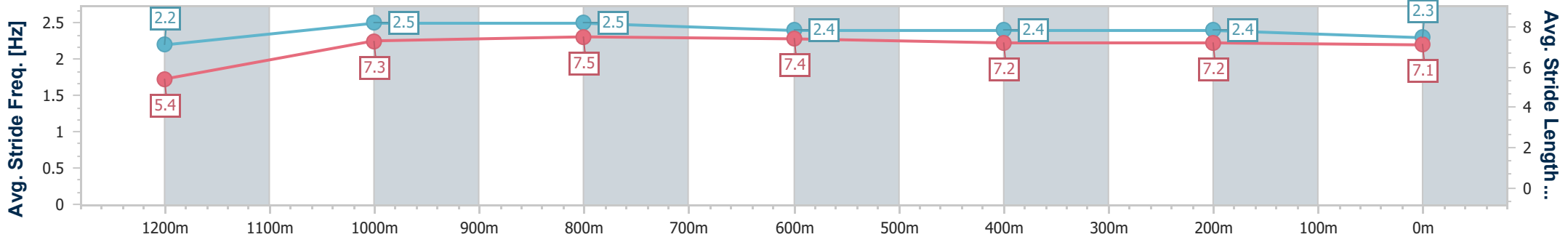
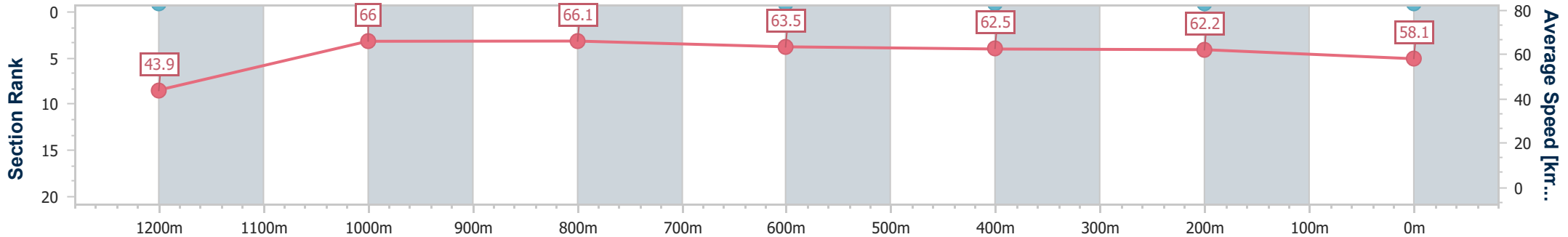
Mackay QLD Professional  
 Race 4: LADBROKES ODDS SURGE RATINGS BAND 0 - 55  
 Handicap - 1300m



23 December 2024 - 15:28

Track Rating: Soft 6, Weather: Fine, Rail Position: +0m Entire

Section	Overall	1200m	1000m	800m	600m	400m	200m
Section Times	1:17.38 [6] (0:08.22)	1:09.16 [10] (0:11.05)	0:58.11 [10] (0:11.02)	0:47.09 [9] (0:11.45)	0:35.64 [9] (0:11.67)	0:23.97 [10] (0:11.57)	0:12.40 [9] (0:12.40)
Average Speed [km/h]	43.9	66.0	66.1	63.5	62.5	62.2	58.1
Top Speed [km/h]	61.2	67.9	67.1	64.9	63.5	63.6	61.0
Avg. Dist. to Rail [m]	14.0	6.8	3.9	3.3	1.8	0.8	0.6
Avg. Stride Freq. [Hz]	2.2	2.5	2.5	2.4	2.4	2.4	2.3
Avg. Stride Length [m]	5.4	7.3	7.5	7.4	7.2	7.2	7.1



- [ ] Ranking at each section and finish
- .-.- No data available at this section
- NA No data available



Horse/Jockey Name	Elleves
Final Rank	7
Fastest Section Time (Section)	0:07.73 (Overall)
Top Speed [km/h] (Section)	67.1 (1200m)
Race State	Finished



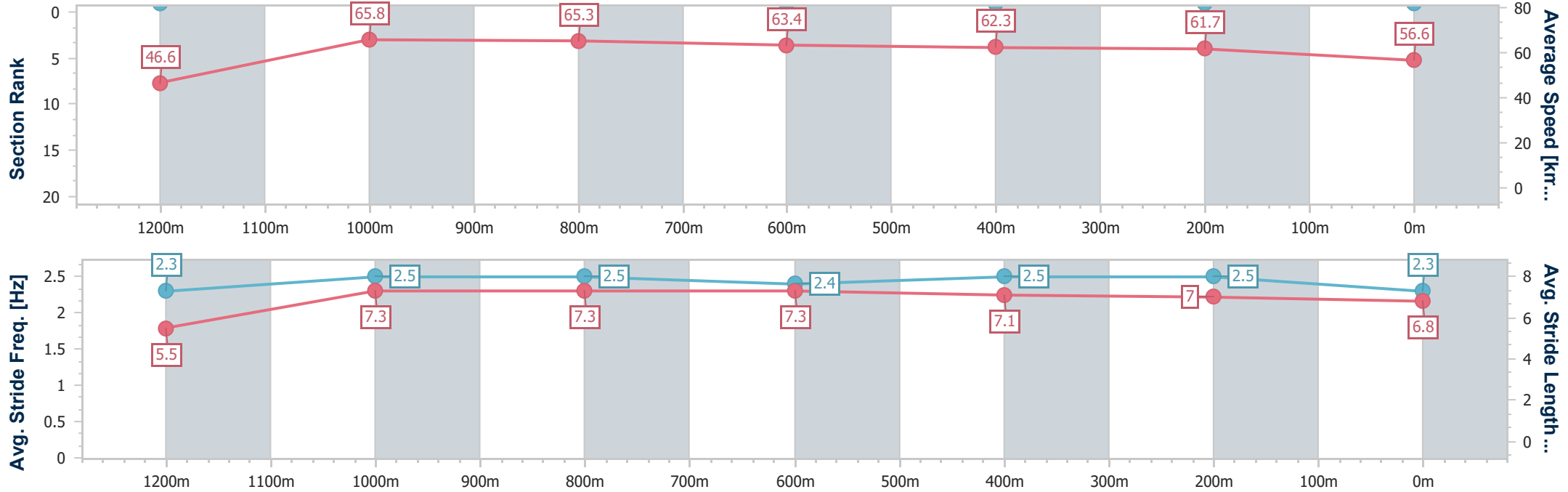
Mackay QLD Professional  
Race 4: LADBROKES ODDS SURGE RATINGS BAND 0 - 55  
Handicap - 1300m



23 December 2024 - 15:28

Track Rating: Soft 6, Weather: Fine, Rail Position: +0m Entire

Section	Overall	1200m	1000m	800m	600m	400m	200m
Section Times	1:17.39 [7] (0:07.73)	1:09.66 [1] (0:11.01)	0:58.65 [2] (0:11.11)	0:47.54 [5] (0:11.44)	0:36.10 [5] (0:11.68)	0:24.42 [6] (0:11.74)	0:12.68 [6] (0:12.68)
Average Speed [km/h]	46.6	65.8	65.3	63.4	62.3	61.7	56.6
Top Speed [km/h]	61.9	67.1	66.9	64.6	63.0	62.4	59.8
Avg. Dist. to Rail [m]	7.7	3.4	2.6	2.5	1.6	2.5	2.3
Avg. Stride Freq. [Hz]	2.3	2.5	2.5	2.4	2.5	2.5	2.3
Avg. Stride Length [m]	5.5	7.3	7.3	7.3	7.1	7.0	6.8



- [ ] Ranking at each section and finish
- .-.- No data available at this section
- NA No data available



Horse/Jockey Name	Just Frank
Final Rank	8
Fastest Section Time (Section)	0:07.81 (Overall)
Top Speed [km/h] (Section)	69.4 (1200m)
Race State	Finished



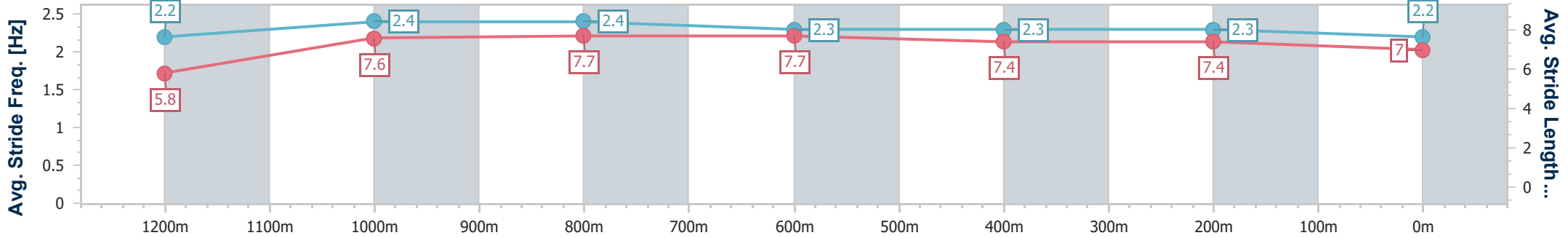
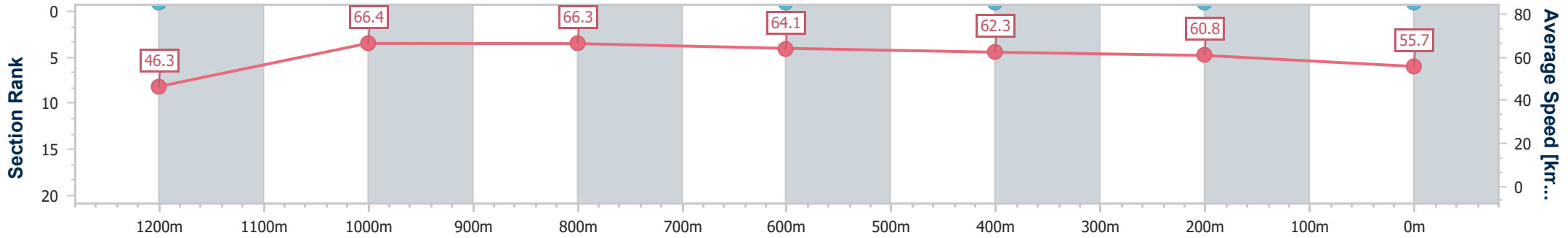
Mackay QLD Professional  
 Race 4: LADBROKES ODDS SURGE RATINGS BAND 0 - 55  
 Handicap - 1300m



23 December 2024 - 15:28

Track Rating: Soft 6, Weather: Fine, Rail Position: +0m Entire

Section	Overall	1200m	1000m	800m	600m	400m	200m
Section Times	1:17.42 [8] (0:07.81)	1:09.61 [3] (0:10.93)	0:58.68 [2] (0:10.96)	0:47.72 [2] (0:11.32)	0:36.40 [3] (0:11.62)	0:24.78 [3] (0:11.87)	0:12.91 [3] (0:12.91)
Average Speed [km/h]	46.3	66.4	66.3	64.1	62.3	60.8	55.7
Top Speed [km/h]	61.8	69.4	68.6	66.4	63.6	62.4	58.8
Avg. Dist. to Rail [m]	10.2	5.1	3.5	2.2	0.9	2.5	3.8
Avg. Stride Freq. [Hz]	2.2	2.4	2.4	2.3	2.3	2.3	2.2
Avg. Stride Length [m]	5.8	7.6	7.7	7.7	7.4	7.4	7.0



- [ ] Ranking at each section and finish
- .-.- No data available at this section
- NA No data available



Horse/Jockey Name	Madnus Lee
Final Rank	9
Fastest Section Time (Section)	0:08.47 (Overall)
Top Speed [km/h] (Section)	67.0 (1000m)
Race State	Finished



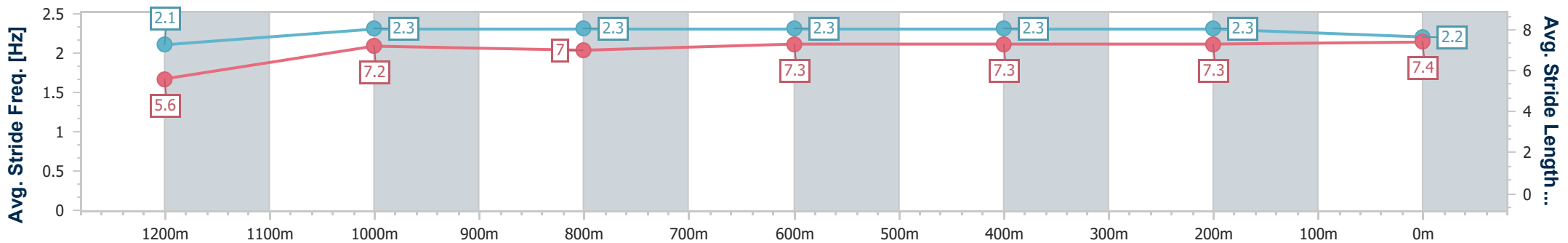
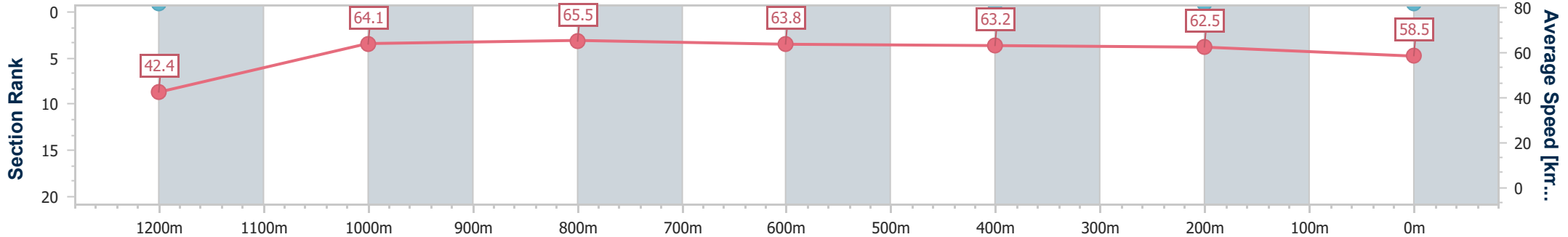
Mackay QLD Professional  
Race 4: LADBROKES ODDS SURGE RATINGS BAND 0 - 55  
Handicap - 1300m



23 December 2024 - 15:28

Track Rating: Soft 6, Weather: Fine, Rail Position: +0m Entire

Section	Overall	1200m	1000m	800m	600m	400m	200m
Section Times	1:17.48 [9] (0:08.47)	1:09.01 [11] (0:11.29)	0:57.72 [11] (0:11.09)	0:46.63 [11] (0:11.39)	0:35.24 [11] (0:11.45)	0:23.79 [11] (0:11.55)	0:12.24 [11] (0:12.24)
Average Speed [km/h]	42.4	64.1	65.5	63.8	63.2	62.5	58.5
Top Speed [km/h]	61.0	66.9	67.0	65.3	64.0	62.9	61.4
Avg. Dist. to Rail [m]	10.0	2.0	3.3	3.1	0.5	1.1	3.7
Avg. Stride Freq. [Hz]	2.1	2.3	2.3	2.3	2.3	2.3	2.2
Avg. Stride Length [m]	5.6	7.2	7.0	7.3	7.3	7.3	7.4



- [ ] Ranking at each section and finish
- .-.- No data available at this section
- NA No data available



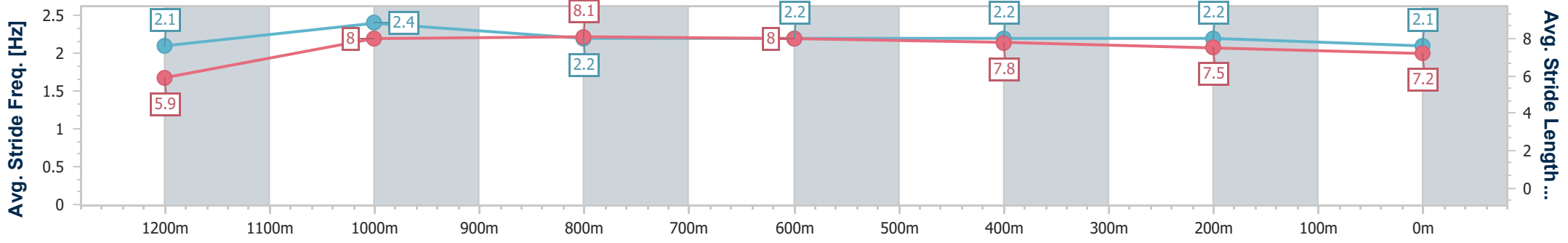
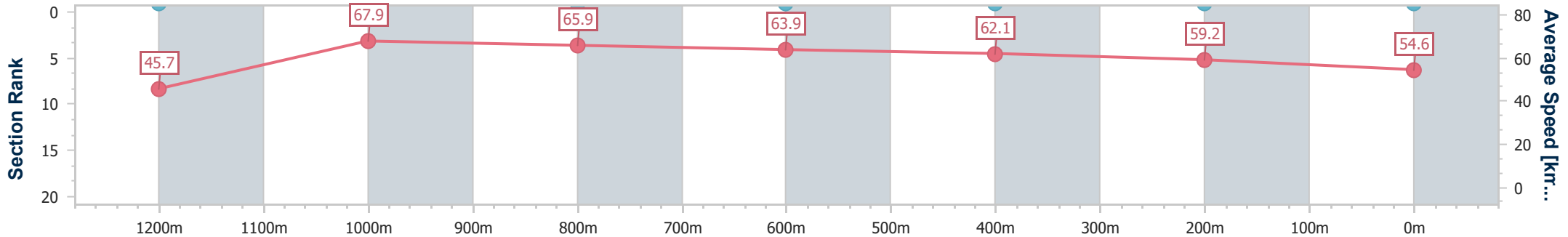
Horse/Jockey Name	Lenny Rocket
Final Rank	10
Fastest Section Time (Section)	0:07.85 (Overall)
Top Speed [km/h] (Section)	69.6 (1200m)
Race State	Finished



Mackay QLD Professional  
 Race 4: LADBROKES ODDS SURGE RATINGS BAND 0 - 55  
 Handicap - 1300m  
 23 December 2024 - 15:28  
 Track Rating: Soft 6, Weather: Fine, Rail Position: +0m Entire



Section	Overall	1200m	1000m	800m	600m	400m	200m
Section Times	1:17.59 [10] (0:07.85)	1:09.74 [4] (0:10.74)	0:59.00 [1] (0:10.89)	0:48.11 [1] (0:11.22)	0:36.89 [1] (0:11.53)	0:25.36 [1] (0:12.17)	0:13.19 [2] (0:13.19)
Average Speed [km/h]	45.7	67.9	65.9	63.9	62.1	59.2	54.6
Top Speed [km/h]	64.1	69.6	67.8	65.2	63.2	61.1	57.5
Avg. Dist. to Rail [m]	12.2	5.1	0.4	0.7	1.1	1.6	2.2
Avg. Stride Freq. [Hz]	2.1	2.4	2.2	2.2	2.2	2.2	2.1
Avg. Stride Length [m]	5.9	8.0	8.1	8.0	7.8	7.5	7.2



- [ ] Ranking at each section and finish
- .-.- No data available at this section
- NA No data available



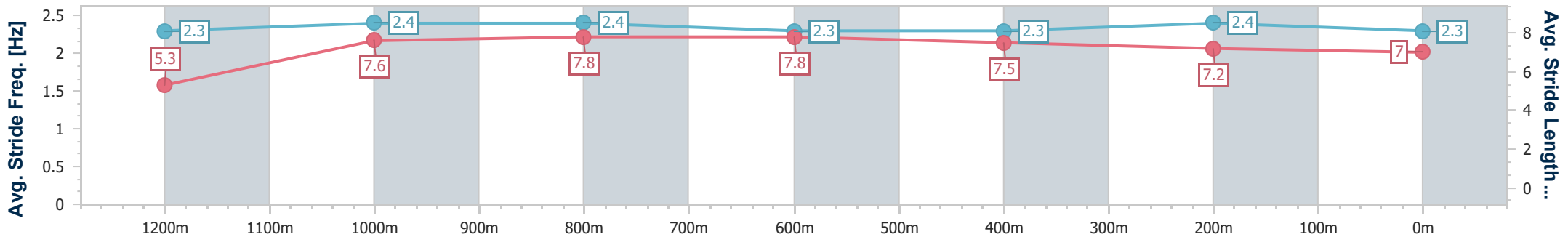
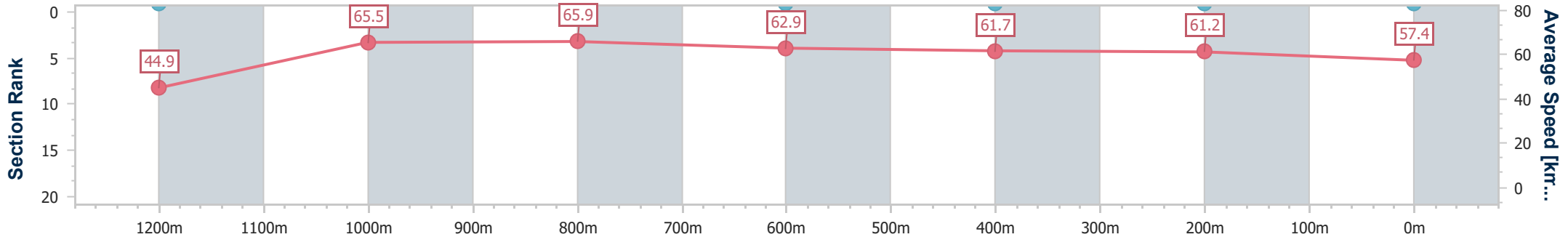
Horse/Jockey Name	Miss Mildred
Final Rank	11
Fastest Section Time (Section)	0:08.03 (Overall)
Top Speed [km/h] (Section)	67.5 (1200m)
Race State	Finished



Mackay QLD Professional  
 Race 4: LADBROKES ODDS SURGE RATINGS BAND 0 - 55  
 Handicap - 1300m  
 23 December 2024 - 15:28  
 Track Rating: Soft 6, Weather: Fine, Rail Position: +0m Entire



Section	Overall	1200m	1000m	800m	600m	400m	200m
Section Times	1:17.69 [11] (0:08.03)	1:09.66 [8] (0:11.05)	0:58.61 [8] (0:10.97)	0:47.64 [8] (0:11.41)	0:36.23 [8] (0:11.80)	0:24.43 [9] (0:11.88)	0:12.55 [10] (0:12.55)
Average Speed [km/h]	44.9	65.5	65.9	62.9	61.7	61.2	57.4
Top Speed [km/h]	60.9	67.5	67.5	64.8	62.4	62.3	60.1
Avg. Dist. to Rail [m]	5.9	3.0	1.3	0.6	1.6	4.8	6.6
Avg. Stride Freq. [Hz]	2.3	2.4	2.4	2.3	2.3	2.4	2.3
Avg. Stride Length [m]	5.3	7.6	7.8	7.8	7.5	7.2	7.0



- [ ] Ranking at each section and finish
- .-.- No data available at this section
- NA No data available



Horse/Jockey Name	Deel With Me
Final Rank	12
Fastest Section Time (Section)	0:08.72 (Overall)
Top Speed [km/h] (Section)	67.6 (1200m)
Race State	Finished



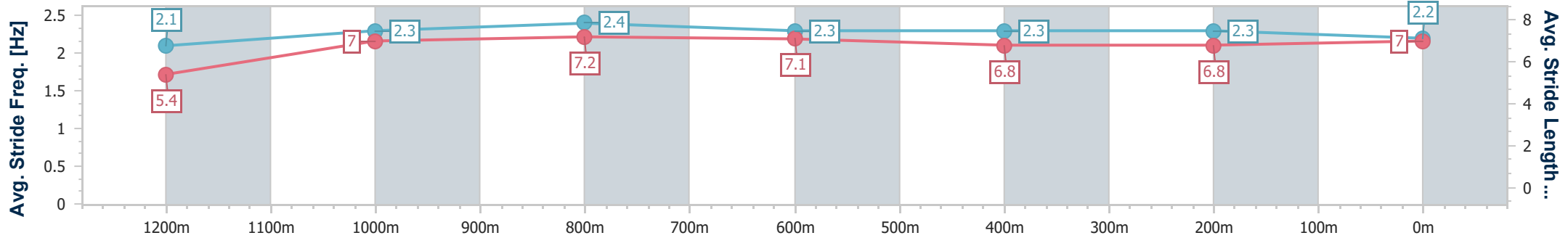
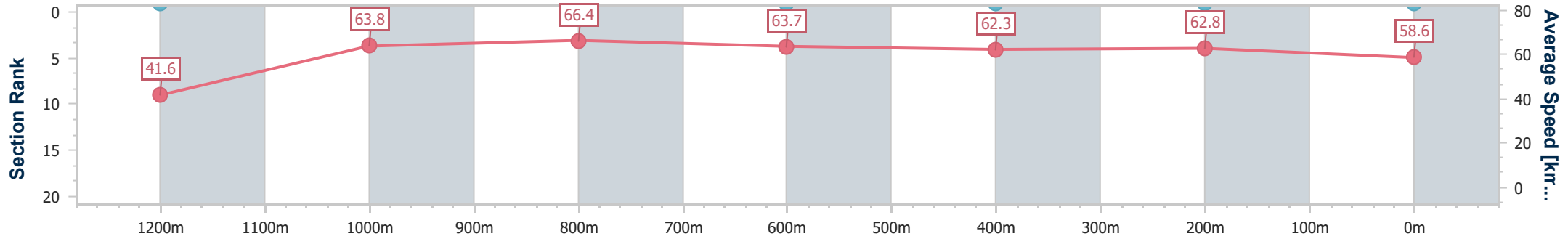
Mackay QLD Professional  
 Race 4: LADBROKES ODDS SURGE RATINGS BAND 0 - 55  
 Handicap - 1300m



23 December 2024 - 15:28

Track Rating: Soft 6, Weather: Fine, Rail Position: +0m Entire

Section	Overall	1200m	1000m	800m	600m	400m	200m
Section Times	1:17.76 [12] (0:08.72)	1:09.04 [12] (0:11.31)	0:57.73 [12] (0:10.89)	0:46.84 [12] (0:11.35)	0:35.49 [12] (0:11.71)	0:23.78 [12] (0:11.49)	0:12.29 [12] (0:12.29)
Average Speed [km/h]	41.6	63.8	66.4	63.7	62.3	62.8	58.6
Top Speed [km/h]	59.0	67.6	67.4	65.8	62.7	63.2	63.2
Avg. Dist. to Rail [m]	7.8	2.2	1.9	2.2	1.3	1.9	4.4
Avg. Stride Freq. [Hz]	2.1	2.3	2.4	2.3	2.3	2.3	2.2
Avg. Stride Length [m]	5.4	7.0	7.2	7.1	6.8	6.8	7.0



- [ ] Ranking at each section and finish
- .-.- No data available at this section
- NA No data available



Horse/Jockey Name	Shekinah
Final Rank	13
Fastest Section Time (Section)	0:07.97 (Overall)
Top Speed [km/h] (Section)	66.9 (1200m)
Race State	Finished



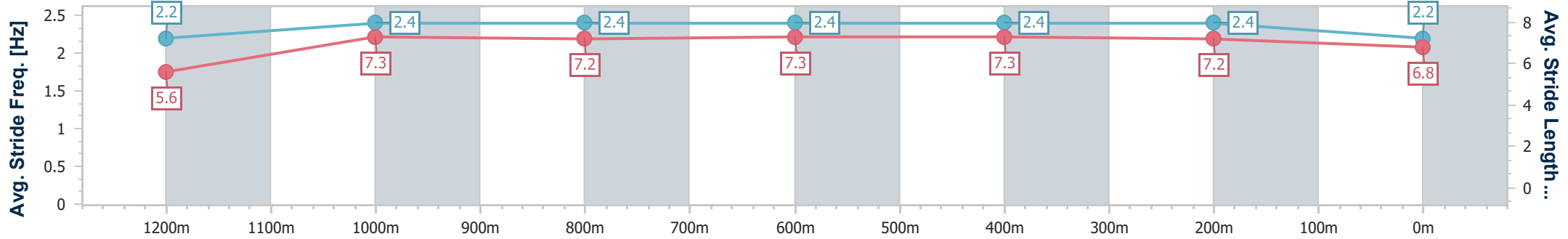
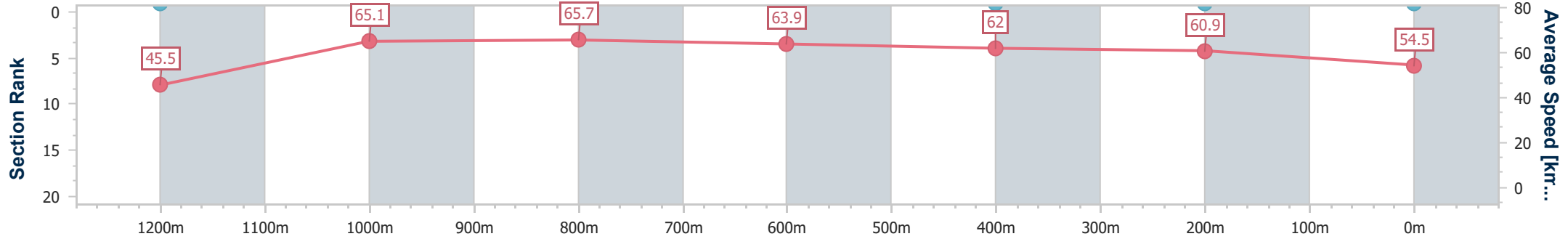
Mackay QLD Professional  
 Race 4: LADBROKES ODDS SURGE RATINGS BAND 0 - 55  
 Handicap - 1300m



23 December 2024 - 15:28

Track Rating: Soft 6, Weather: Fine, Rail Position: +0m Entire

Section	Overall	1200m	1000m	800m	600m	400m	200m
Section Times	1:18.02 [13] (0:07.97)	1:10.05 [6] (0:11.08)	0:58.97 [7] (0:10.97)	0:48.00 [7] (0:11.30)	0:36.70 [6] (0:11.61)	0:25.09 [5] (0:11.85)	0:13.24 [8] (0:13.24)
Average Speed [km/h]	45.5	65.1	65.7	63.9	62.0	60.9	54.5
Top Speed [km/h]	63.5	66.9	66.8	65.1	62.9	62.1	58.7
Avg. Dist. to Rail [m]	4.7	2.4	1.2	0.8	0.4	1.7	2.0
Avg. Stride Freq. [Hz]	2.2	2.4	2.4	2.4	2.4	2.4	2.2
Avg. Stride Length [m]	5.6	7.3	7.2	7.3	7.3	7.2	6.8



- [ ] Ranking at each section and finish
- .-.- No data available at this section
- NA No data available





Horse/Jockey Name	Holy Crown
Final Rank	3
Fastest Section Time (Section)	-:--:--
Top Speed [km/h] (Section)	--.-
Race State	DidNotTrack



**Mackay QLD Professional**  
**Race 4: LADBROKES ODDS SURGE RATINGS BAND 0 - 55**  
**Handicap - 1300m**  
**23 December 2024 - 15:28**  
**Track Rating: Soft 6, Weather: Fine, Rail Position: +0m Entire**



Section	Overall	1200m	1000m	800m	600m	400m	200m						
Section Times	-:--:--	-:--:--	-:--:--	-:--:--	-:--:--	-:--:--	-:--:--						
Average Speed [km/h]	--.-	--.-	--.-	--.-	--.-	--.-	--.-						
Top Speed [km/h]	--.-	--.-	--.-	--.-	--.-	--.-	--.-						
Avg. Dist. to Rail [m]	--	--	--	--	--	--	--						
Avg. Stride Freq. [Hz]	--.-	--.-	--.-	--.-	--.-	--.-	--.-						
Avg. Stride Length [m]	--.-	--.-	--.-	--.-	--.-	--.-	--.-						

- [ ] Ranking at each section and finish
- :--:-- No data available at this section
- NA No data available



# Mackay QLD Professional

## Race 5: MERRY CHRISTMAS FROM THE MTC Class 6 Handicap - 1200m

23 December 2024 - 16:08



MACKAY TURF CLUB

Ooralea Racecourse

Track Rating: Soft 5, Weather: Fine, Rail Position: +0m Entire

Section		Overall	1000m	800m	600m	400m	200m	Last 600m					
Field Times		1:10.67 (0:13.38)	0:57.29 (0:10.89)	0:46.40 (0:11.34)	0:35.06 (0:11.54)	0:23.52 (0:11.66)	0:11.86 (0:11.86)	0:35.06					
Rank	TAB Horse/Jockey	Barrier	Top Speed [km/h]	Fastest Section							Margin	Distance Travelled [m]	
1	4 <b>BENCOOLEN</b> Ashley Butler	3	67.7 1000m	0:10.88 1000m	1:10.67 [1] (0:13.74)	0:56.93 [4] (0:10.88)	0:46.05 [3] (0:11.16)	0:34.89 [3] (0:11.69)	0:23.20 [5] (0:11.43)	0:11.77 [4] (0:11.77)	1:10.67	0:34.89	
2	5 <b>CAVENTE</b> Warwick Satherley	4	68.0 1000m	0:10.86 1000m	1:10.85 [2] (0:13.79)	0:57.06 [5] (0:10.86)	0:46.20 [5] (0:11.21)	0:34.99 [5] (0:11.46)	0:23.53 [2] (0:11.49)	0:12.04 [1] (0:12.04)	1.07L	0:34.99	+1
3	2 <b>MILO MAN</b> Adam Sewell	6	67.9 Overall	0:10.89 1000m	1:11.51 [3] (0:13.38)	0:58.13 [1] (0:10.89)	0:47.24 [1] (0:11.34)	0:35.90 [1] (0:11.73)	0:24.17 [3] (0:11.54)	0:12.63 [3] (0:12.63)	4.9L	0:35.90	-2
4	9 <b>NINE CARATS</b> Georgina Cartwright	1	67.3 1000m	0:10.89 1000m	1:11.52 [4] (0:13.71)	0:57.81 [3] (0:10.89)	0:46.92 [2] (0:11.18)	0:35.74 [2] (0:11.58)	0:24.16 [4] (0:11.65)	0:12.51 [5] (0:12.51)	4.98L	0:35.74	-8
5	1 <b>ACROPHOBIC</b> Justin Stanley	2	66.5 1000m	0:11.01 1000m	1:11.58 [5] (0:13.63)	0:57.95 [2] (0:11.01)	0:46.94 [4] (0:11.16)	0:35.78 [4] (0:11.35)	0:24.43 [1] (0:11.71)	0:12.72 [2] (0:12.72)	5.35L	0:35.78	-11
6	10 <b>TORNADO TORQUE</b> Nathan Thomas	5	67.3 1000m	0:10.93 1000m	1:11.90 [6] (0:14.17)	0:57.73 [6] (0:10.93)	0:46.80 [6] (0:11.26)	0:35.54 [6] (0:11.50)	0:24.04 [6] (0:11.51)	0:12.53 [6] (0:12.53)	7.21L	0:35.54	-9

Scratched: Aidenabet (#8), Flying Maple (#6), Early Thoughts (#3), Clogs (#7)

[ ] Ranking at each section and finish  
 -:-:- No data available at this section  
 NA No data available

SCN Saddle cloth number  
 DNF Did not finish  
 DNT Did not track



Horse/Jockey Name	Bencoolen
Final Rank	1
Fastest Section Time (Section)	0:10.88 (1000m)
Top Speed [km/h] (Section)	67.7 (1000m)
Race State	Finished



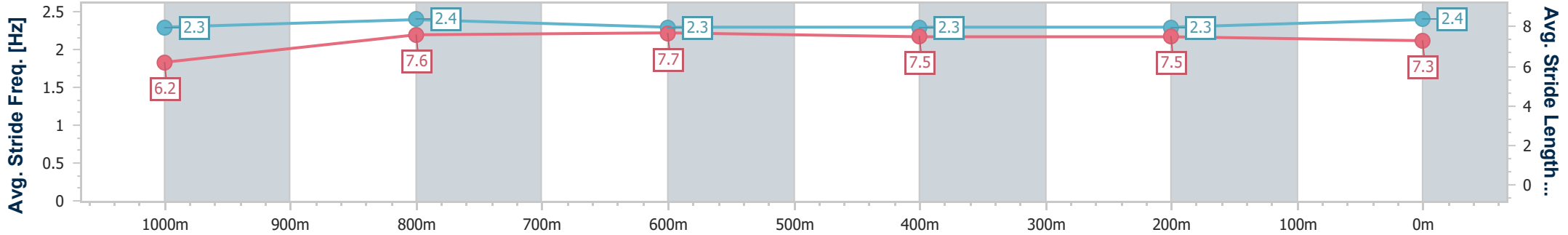
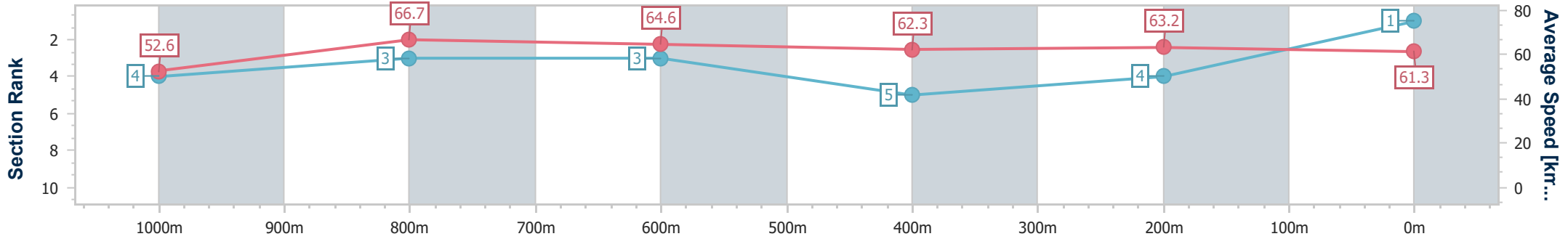
Mackay QLD Professional  
Race 5: MERRY CHRISTMAS FROM THE MTC Class 6  
Handicap - 1200m



23 December 2024 - 16:08

Track Rating: Soft 5, Weather: Fine, Rail Position: +0m Entire

Section	Overall	1000m	800m	600m	400m	200m
Section Times	1:10.67 [1] (0:13.74)	0:56.93 [4] (0:10.88)	0:46.05 [3] (0:11.16)	0:34.89 [3] (0:11.69)	0:23.20 [5] (0:11.43)	0:11.77 [4] (0:11.77)
Average Speed [km/h]	52.6	66.7	64.6	62.3	63.2	61.3
Top Speed [km/h]	64.7	67.7	66.3	63.3	64.5	64.7
Avg. Dist. to Rail [m]	3.5	2.2	1.2	1.4	3.8	5.8
Avg. Stride Freq. [Hz]	2.3	2.4	2.3	2.3	2.3	2.4
Avg. Stride Length [m]	6.2	7.6	7.7	7.5	7.5	7.3



- [ ] Ranking at each section and finish
- .-.- No data available at this section
- NA No data available



Horse/Jockey Name	Cavente
Final Rank	2
Fastest Section Time (Section)	0:10.86 (1000m)
Top Speed [km/h] (Section)	68.0 (1000m)
Race State	Finished



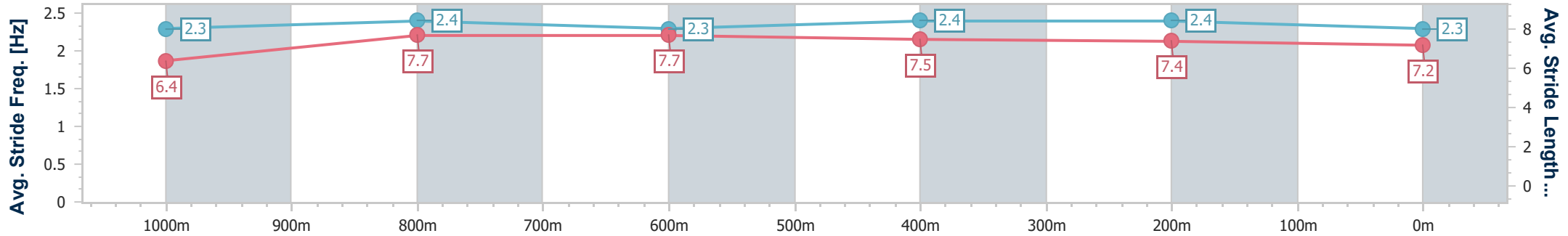
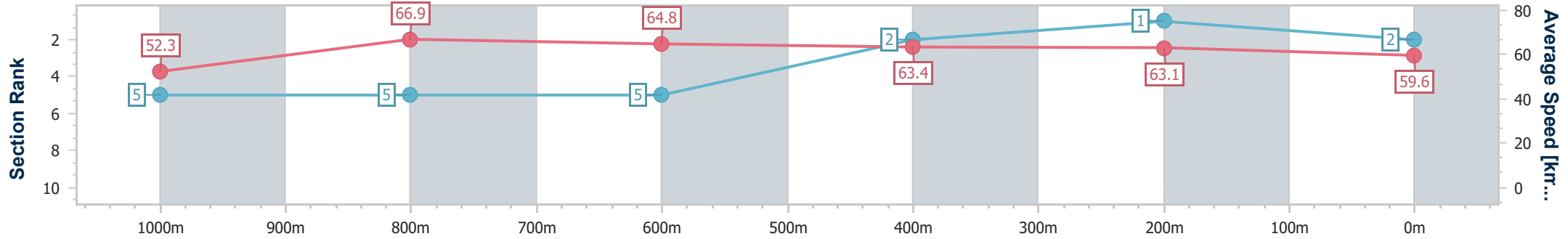
Mackay QLD Professional  
Race 5: MERRY CHRISTMAS FROM THE MTC Class 6  
Handicap - 1200m



23 December 2024 - 16:08

Track Rating: Soft 5, Weather: Fine, Rail Position: +0m Entire

Section	Overall	1000m	800m	600m	400m	200m
Section Times	1:10.85 [2] (0:13.79)	0:57.06 [5] (0:10.86)	0:46.20 [5] (0:11.21)	0:34.99 [5] (0:11.46)	0:23.53 [2] (0:11.49)	0:12.04 [1] (0:12.04)
Average Speed [km/h]	52.3	66.9	64.8	63.4	63.1	59.6
Top Speed [km/h]	66.3	68.0	66.6	64.2	63.5	63.0
Avg. Dist. to Rail [m]	3.9	2.4	2.4	1.7	3.4	4.8
Avg. Stride Freq. [Hz]	2.3	2.4	2.3	2.4	2.4	2.3
Avg. Stride Length [m]	6.4	7.7	7.7	7.5	7.4	7.2



- [ ] Ranking at each section and finish
- .-.- No data available at this section
- NA No data available



Horse/Jockey Name	Milo Man
Final Rank	3
Fastest Section Time (Section)	0:10.89 (1000m)
Top Speed [km/h] (Section)	67.9 (Overall)
Race State	Finished



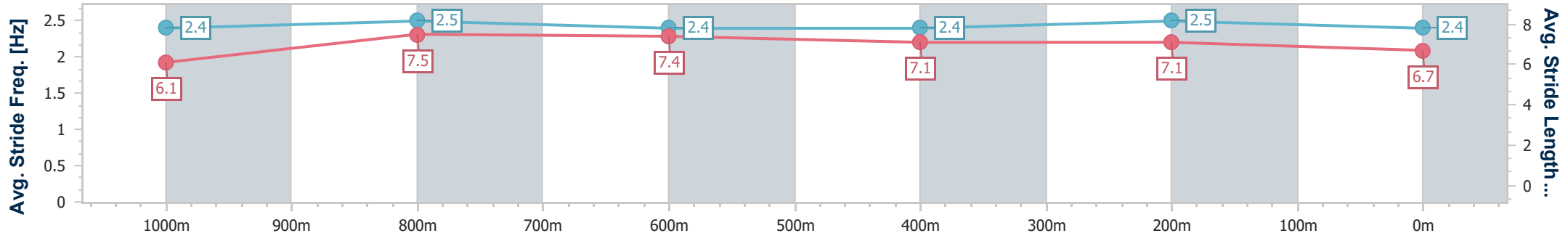
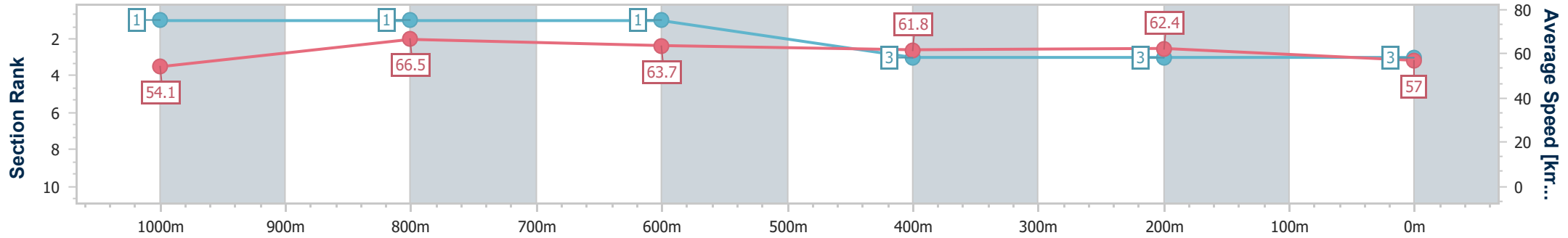
Mackay QLD Professional  
Race 5: MERRY CHRISTMAS FROM THE MTC Class 6  
Handicap - 1200m



23 December 2024 - 16:08

Track Rating: Soft 5, Weather: Fine, Rail Position: +0m Entire

Section	Overall	1000m	800m	600m	400m	200m
Section Times	1:11.51 [3] (0:13.38)	0:58.13 [1] (0:10.89)	0:47.24 [1] (0:11.34)	0:35.90 [1] (0:11.73)	0:24.17 [3] (0:11.54)	0:12.63 [3] (0:12.63)
Average Speed [km/h]	54.1	66.5	63.7	61.8	62.4	57.0
Top Speed [km/h]	67.9	67.6	65.3	63.0	63.4	61.0
Avg. Dist. to Rail [m]	4.9	1.0	1.2	0.9	0.4	0.7
Avg. Stride Freq. [Hz]	2.4	2.5	2.4	2.4	2.5	2.4
Avg. Stride Length [m]	6.1	7.5	7.4	7.1	7.1	6.7



- [ ] Ranking at each section and finish
- .-.- No data available at this section
- NA No data available



Horse/Jockey Name	Nine Carats
Final Rank	4
Fastest Section Time (Section)	0:10.89 (1000m)
Top Speed [km/h] (Section)	67.3 (1000m)
Race State	Finished



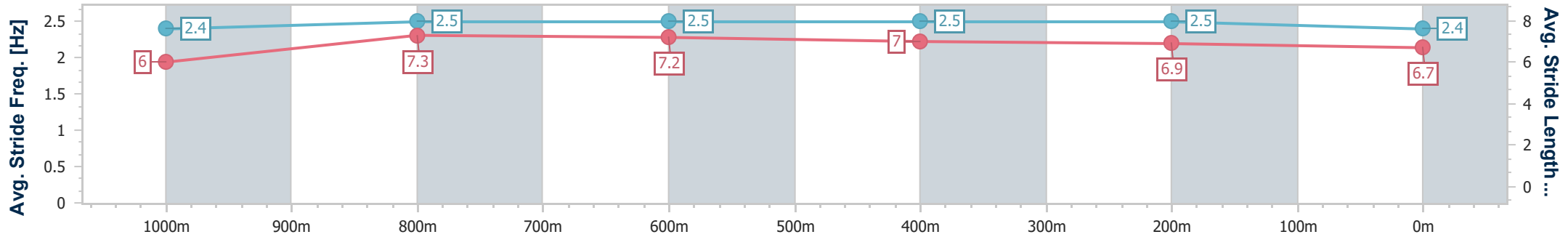
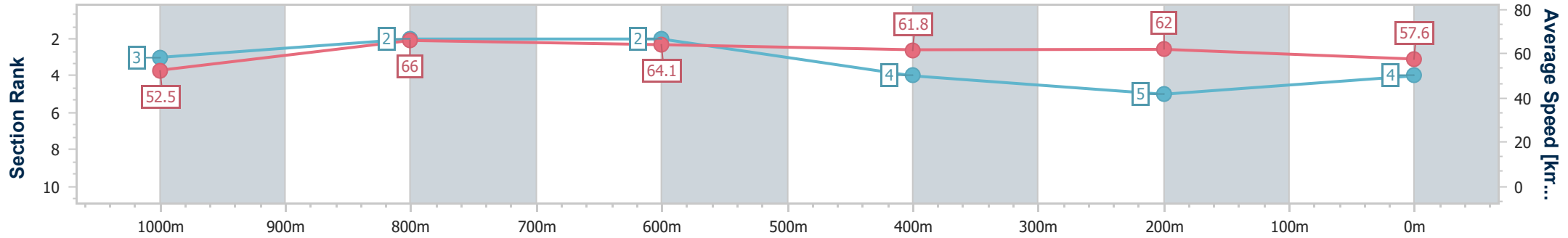
Mackay QLD Professional  
Race 5: MERRY CHRISTMAS FROM THE MTC Class 6  
Handicap - 1200m



23 December 2024 - 16:08

Track Rating: Soft 5, Weather: Fine, Rail Position: +0m Entire

Section	Overall	1000m	800m	600m	400m	200m
Section Times	1:11.52 [4] (0:13.71)	0:57.81 [3] (0:10.89)	0:46.92 [2] (0:11.18)	0:35.74 [2] (0:11.58)	0:24.16 [4] (0:11.65)	0:12.51 [5] (0:12.51)
Average Speed [km/h]	52.5	66.0	64.1	61.8	62.0	57.6
Top Speed [km/h]	65.0	67.3	65.8	63.3	62.7	60.0
Avg. Dist. to Rail [m]	0.5	0.2	0.8	1.0	1.9	1.6
Avg. Stride Freq. [Hz]	2.4	2.5	2.5	2.5	2.5	2.4
Avg. Stride Length [m]	6.0	7.3	7.2	7.0	6.9	6.7



- [ ] Ranking at each section and finish
- .-.- No data available at this section
- NA No data available



Horse/Jockey Name	Acrophobic
Final Rank	5
Fastest Section Time (Section)	0:11.01 (1000m)
Top Speed [km/h] (Section)	66.5 (1000m)
Race State	Finished



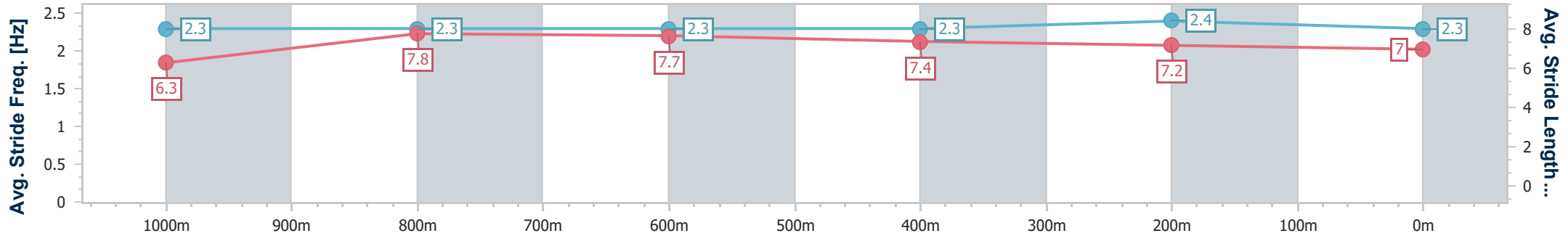
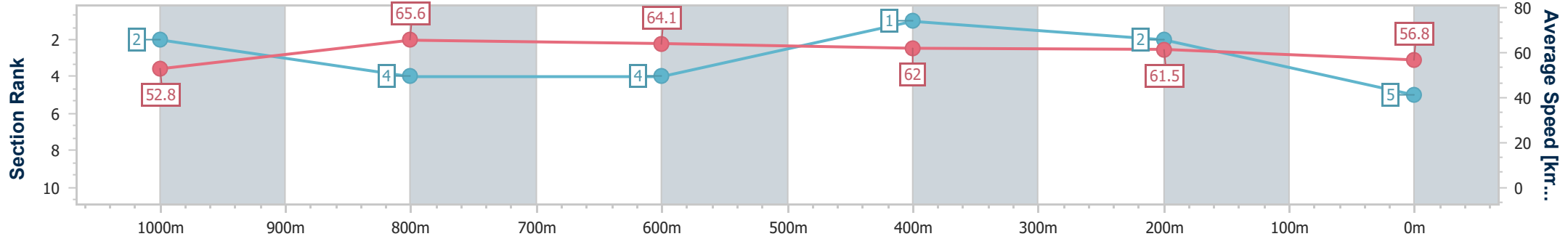
Mackay QLD Professional  
Race 5: MERRY CHRISTMAS FROM THE MTC Class 6  
Handicap - 1200m



23 December 2024 - 16:08

Track Rating: Soft 5, Weather: Fine, Rail Position: +0m Entire

Section	Overall	1000m	800m	600m	400m	200m
Section Times	1:11.58 [5] (0:13.63)	0:57.95 [2] (0:11.01)	0:46.94 [4] (0:11.16)	0:35.78 [4] (0:11.35)	0:24.43 [1] (0:11.71)	0:12.72 [2] (0:12.72)
Average Speed [km/h]	52.8	65.6	64.1	62.0	61.5	56.8
Top Speed [km/h]	66.0	66.5	64.8	63.0	62.5	59.9
Avg. Dist. to Rail [m]	2.2	0.6	1.6	2.6	1.8	3.1
Avg. Stride Freq. [Hz]	2.3	2.3	2.3	2.3	2.4	2.3
Avg. Stride Length [m]	6.3	7.8	7.7	7.4	7.2	7.0



- [ ] Ranking at each section and finish
- .-.- No data available at this section
- NA No data available



Horse/Jockey Name	Tornado Torque
Final Rank	6
Fastest Section Time (Section)	0:10.93 (1000m)
Top Speed [km/h] (Section)	67.3 (1000m)
Race State	Finished



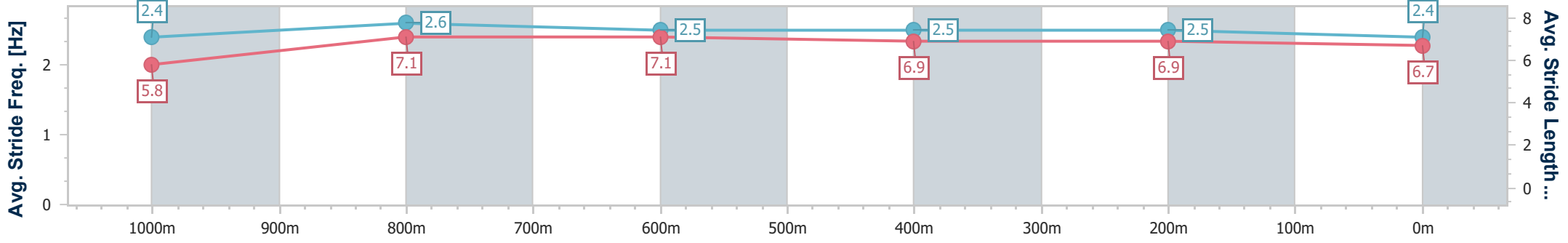
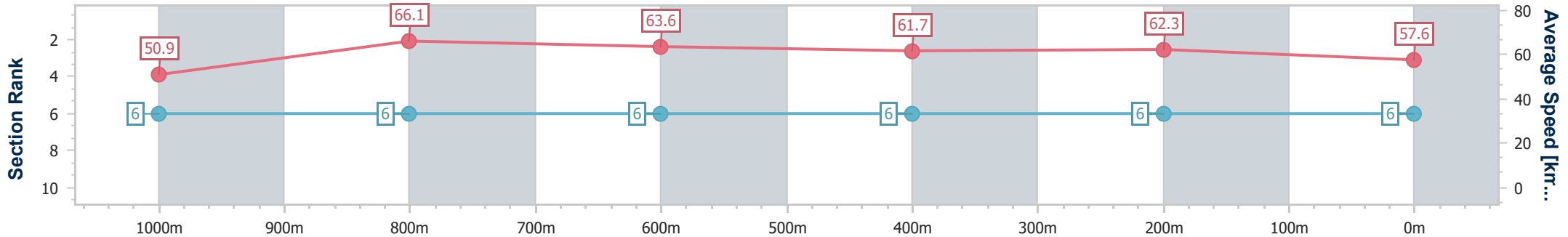
Mackay QLD Professional  
Race 5: MERRY CHRISTMAS FROM THE MTC Class 6  
Handicap - 1200m



23 December 2024 - 16:08

Track Rating: Soft 5, Weather: Fine, Rail Position: +0m Entire

Section	Overall	1000m	800m	600m	400m	200m
Section Times	1:11.90 [6] (0:14.17)	0:57.73 [6] (0:10.93)	0:46.80 [6] (0:11.26)	0:35.54 [6] (0:11.50)	0:24.04 [6] (0:11.51)	0:12.53 [6] (0:12.53)
Average Speed [km/h]	50.9	66.1	63.6	61.7	62.3	57.6
Top Speed [km/h]	66.6	67.3	65.4	63.4	63.9	60.4
Avg. Dist. to Rail [m]	3.5	0.6	1.2	1.6	0.7	0.6
Avg. Stride Freq. [Hz]	2.4	2.6	2.5	2.5	2.5	2.4
Avg. Stride Length [m]	5.8	7.1	7.1	6.9	6.9	6.7



- [ ] Ranking at each section and finish
- .-.- No data available at this section
- NA No data available





# Mackay QLD Professional

## Race 6: HAVE A SAFE AND HAPPY NEW YEAR QTIS Class 2 Handicap - 1200m

23 December 2024 - 16:44



MACKAY TURF CLUB  
Ooralea Racecourse

Track Rating: Soft 5, Weather: Fine, Rail Position: +0m Entire

Section													Last 600m	
Field Times		Overall	1000m	800m	600m	400m	200m						0:35.90	
		1:10.25 (0:12.94)	0:57.31 (0:10.74)	0:46.57 (0:10.67)	0:35.90 (0:11.66)	0:24.24 (0:12.07)	0:12.17 (0:12.17)							
Rank	TAB	Horse/Jockey	Barrier	Top Speed [km/h]	Fastest Section							Margin	Distance Travelled [m]	
1	1	<b>TRICKETEER</b> Justin Stanley	3	67.8 1000m	0:10.76 1000m	1:10.25 [1] (0:13.46)	0:56.79 [7] (0:10.76)	0:46.03 [7] (0:10.78)	0:35.25 [5] (0:11.43)	0:23.82 [5] (0:11.72)	0:12.10 [3] (0:12.10)	1:10.25	0:35.25	
2	18	<b>CHALKLEY</b> McKenzie Apel	2	68.6 800m	0:10.76 800m	1:10.29 [2] (0:13.18)	0:57.11 [3] (0:10.80)	0:46.31 [4] (0:10.76)	0:35.55 [4] (0:11.60)	0:23.95 [4] (0:11.74)	0:12.21 [1] (0:12.21)	0.2L	0:35.55	-3
3	13	<b>MORE STYLISH</b> Warwick Satherley	5	67.7 1000m	0:10.80 1000m	1:10.30 [3] (0:13.66)	0:56.64 [9] (0:10.80)	0:45.84 [9] (0:10.87)	0:34.97 [9] (0:11.43)	0:23.54 [9] (0:11.56)	0:11.98 [6] (0:11.98)	0.29L	0:34.97	-3
4	3	<b>WIN AND TONIC</b> Jackson Murphy	7	70.8 1000m	0:10.72 800m	1:10.78 [4] (0:12.94)	0:57.84 [1] (0:10.74)	0:47.10 [1] (0:10.72)	0:36.38 [2] (0:11.61)	0:24.77 [1] (0:12.09)	0:12.68 [2] (0:12.68)	3.1L	0:36.38	-6
5	5	<b>LAMENTUM</b> Georgina Cartwright	11	68.7 800m	0:10.77 1000m	1:10.82 [5] (0:13.64)	0:57.18 [8] (0:10.77)	0:46.41 [8] (0:10.80)	0:35.61 [8] (0:11.50)	0:24.11 [8] (0:11.70)	0:12.41 [7] (0:12.41)	3.31L	0:35.61	+6
6	17	<b>EYES ARE LION</b> Chelsea Jovic	4	66.9 800m	0:10.90 1000m	1:10.97 [6] (0:13.96)	0:57.01 [10] (0:10.90)	0:46.11 [11] (0:10.92)	0:35.19 [11] (0:11.36)	0:23.83 [11] (0:11.53)	0:12.30 [10] (0:12.30)	4.19L	0:35.19	-11
7	4	<b>RICH DIVINITY</b> Nathan Thomas	9	68.9 1000m	0:10.67 1000m	1:11.02 [7] (0:13.46)	0:57.56 [6] (0:10.67)	0:46.89 [5] (0:10.96)	0:35.93 [7] (0:11.62)	0:24.31 [7] (0:11.88)	0:12.43 [9] (0:12.43)	4.53L	0:35.93	+6
8	14	<b>ANSWERING</b> Raul Silvera Olivera	1	67.2 800m	0:10.91 800m	1:11.32 [8] (0:13.22)	0:58.10 [4] (0:10.92)	0:47.18 [6] (0:10.91)	0:36.27 [6] (0:11.47)	0:24.80 [6] (0:11.89)	0:12.91 [8] (0:12.91)	6.25L	0:36.27	-3
9	19	<b>TSUNAMI FORCE</b> Pietro Romeo	13	68.9 1000m	0:10.67 1000m	1:11.45 [9] (0:14.10)	0:57.35 [11] (0:10.67)	0:46.68 [10] (0:10.84)	0:35.84 [10] (0:11.27)	0:24.57 [10] (0:11.91)	0:12.66 [11] (0:12.66)	7.03L	0:35.84	+5
10	16	<b>WHITTLESFORD</b> Adam Sewell	10	70.3 1000m	0:10.47 1000m	1:11.61 [10] (0:13.29)	0:58.32 [5] (0:10.47)	0:47.85 [2] (0:10.59)	0:37.26 [1] (0:11.77)	0:25.49 [3] (0:12.08)	0:13.41 [4] (0:13.41)	8L	0:37.26	+4

Scratched: Mishani Perfection (#15), Scrub Chain (#8), Cumin Spinner (#9), Woodstock Rock (#12), Underrated (#11), Swahili Mai (#20), Roth 'N' Bubble (#10)

[ ] Ranking at each section and finish  
 -:-:- No data available at this section  
 NA No data available

SCN Saddle cloth number  
 DNF Did not finish  
 DNT Did not track



**Mackay QLD Professional**  
**Race 6: HAVE A SAFE AND HAPPY NEW YEAR QTIS Class 2 Handicap - 1200m**  
**23 December 2024 - 16:44**



MACKAY TURF CLUB  
 Ooralea Racecourse

Track Rating: Soft 5, Weather: Fine, Rail Position: +0m Entire

Section		Overall	1000m	800m	600m	400m	200m	Last 600m					
Field Times		1:10.25 (0:12.94)	0:57.31 (0:10.74)	0:46.57 (0:10.67)	0:35.90 (0:11.66)	0:24.24 (0:12.07)	0:12.17 (0:12.17)	0:35.90					
Rank	TAB Horse/Jockey	Barrier	Top Speed [km/h]	Fastest Section	Margin						Distance Travelled [m]		
11	7 <b>CICCONE</b> Luke Miller	6	67.3 800m	0:10.87 800m	1:11.71 [11] (0:14.24)	0:57.47 [12] (0:11.10)	0:46.37 [12] (0:10.87)	0:35.50 [12] (0:11.47)	0:24.03 [12] (0:11.55)	0:12.48 [12] (0:12.48)	8.55L	0:35.50	-4
12	6 <b>MISHANI MAVERICK</b> Olivia Kendal	8	70.4 800m	0:10.66 800m	1:11.89 [12] (0:13.02)	0:58.87 [2] (0:10.76)	0:48.11 [3] (0:10.66)	0:37.45 [3] (0:11.66)	0:25.79 [2] (0:12.19)	0:13.60 [5] (0:13.60)	9.65L	0:37.45	+1
13	2 <b>HYDE PARK</b> Ashley Butler	12	67.2 800m	0:10.86 800m	1:12.66 [13] (0:14.96)	0:57.70 [13] (0:11.46)	0:46.24 [13] (0:10.86)	0:35.38 [13] (0:11.33)	0:24.05 [13] (0:11.48)	0:12.57 [13] (0:12.57)	14.16L	0:35.38	-5

Scratched: Mishani Perfection (#15), Scrub Chain (#8), Cumin Spinner (#9), Woodstock Rock (#12), Underrated (#11), Swahili Mai (#20), Roth 'N' Bubble (#10)

[ ] Ranking at each section and finish  
 -:-:- No data available at this section  
 NA No data available

SCN Saddle cloth number  
 DNF Did not finish  
 DNT Did not track



Horse/Jockey Name	Tricketeer
Final Rank	1
Fastest Section Time (Section)	0:10.76 (1000m)
Top Speed [km/h] (Section)	67.8 (1000m)
Race State	Finished



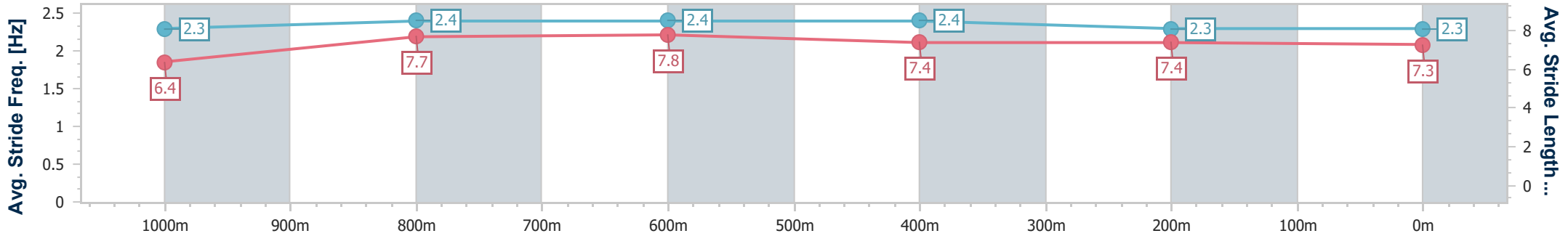
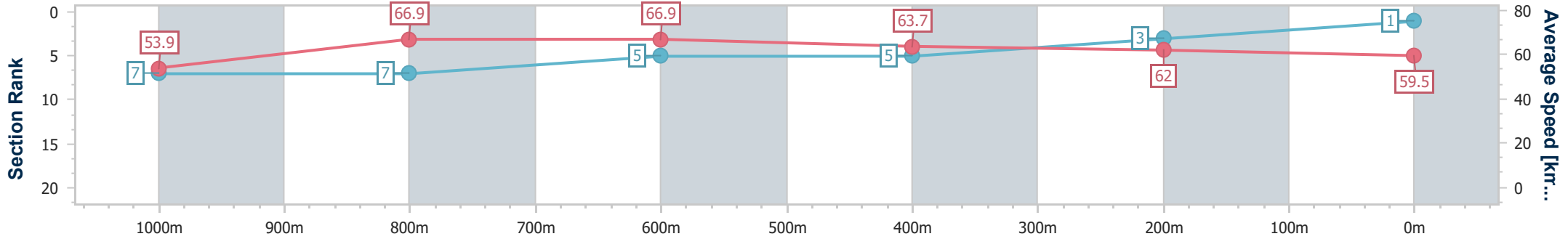
Mackay QLD Professional  
 Race 6: HAVE A SAFE AND HAPPY NEW YEAR QTIS Class 2  
 Handicap - 1200m



23 December 2024 - 16:44

Track Rating: Soft 5, Weather: Fine, Rail Position: +0m Entire

Section	Overall	1000m	800m	600m	400m	200m
Section Times	1:10.25 [1] (0:13.46)	0:56.79 [7] (0:10.76)	0:46.03 [7] (0:10.78)	0:35.25 [5] (0:11.43)	0:23.82 [5] (0:11.72)	0:12.10 [3] (0:12.10)
Average Speed [km/h]	53.9	66.9	66.9	63.7	62.0	59.5
Top Speed [km/h]	66.8	67.8	67.4	65.5	62.6	61.6
Avg. Dist. to Rail [m]	3.7	0.4	0.6	1.9	4.1	5.4
Avg. Stride Freq. [Hz]	2.3	2.4	2.4	2.4	2.3	2.3
Avg. Stride Length [m]	6.4	7.7	7.8	7.4	7.4	7.3



- [ ] Ranking at each section and finish
- .-.- No data available at this section
- NA No data available



Horse/Jockey Name	Chalkley
Final Rank	2
Fastest Section Time (Section)	0:10.76 (800m)
Top Speed [km/h] (Section)	68.6 (800m)
Race State	Finished



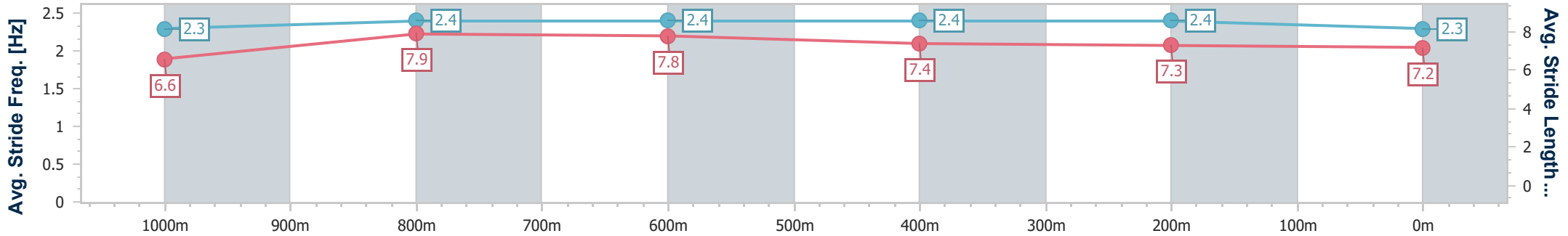
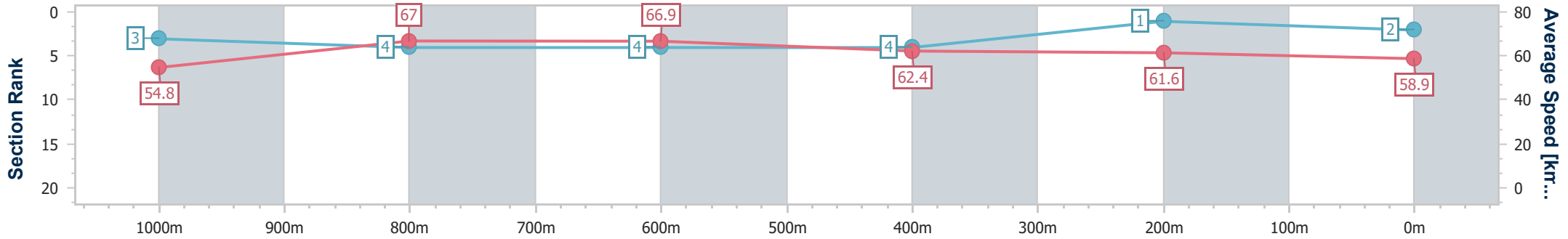
Mackay QLD Professional  
 Race 6: HAVE A SAFE AND HAPPY NEW YEAR QTIS Class 2  
 Handicap - 1200m



23 December 2024 - 16:44

Track Rating: Soft 5, Weather: Fine, Rail Position: +0m Entire

Section	Overall	1000m	800m	600m	400m	200m
Section Times	1:10.29 [2] (0:13.18)	0:57.11 [3] (0:10.80)	0:46.31 [4] (0:10.76)	0:35.55 [4] (0:11.60)	0:23.95 [4] (0:11.74)	0:12.21 [1] (0:12.21)
Average Speed [km/h]	54.8	67.0	66.9	62.4	61.6	58.9
Top Speed [km/h]	67.5	67.7	68.6	65.3	62.8	61.7
Avg. Dist. to Rail [m]	2.1	0.8	0.4	1.0	3.2	4.5
Avg. Stride Freq. [Hz]	2.3	2.4	2.4	2.4	2.4	2.3
Avg. Stride Length [m]	6.6	7.9	7.8	7.4	7.3	7.2



- [ ] Ranking at each section and finish
- .-.- No data available at this section
- NA No data available



Horse/Jockey Name	More Stylish
Final Rank	3
Fastest Section Time (Section)	0:10.80 (1000m)
Top Speed [km/h] (Section)	67.7 (1000m)
Race State	Finished



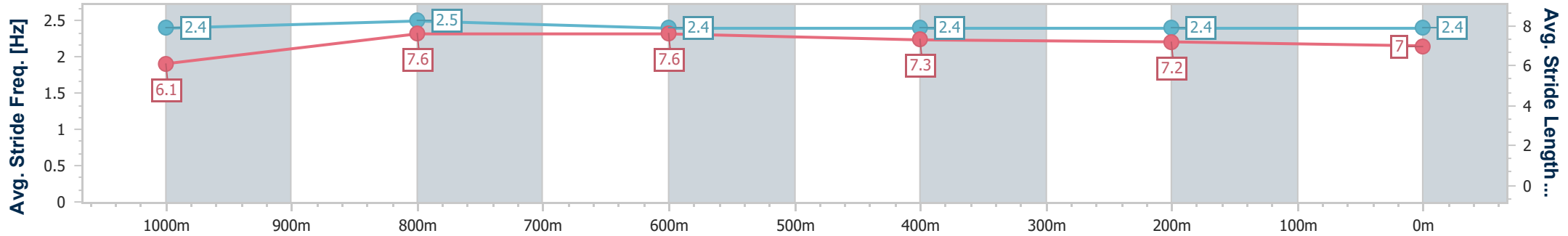
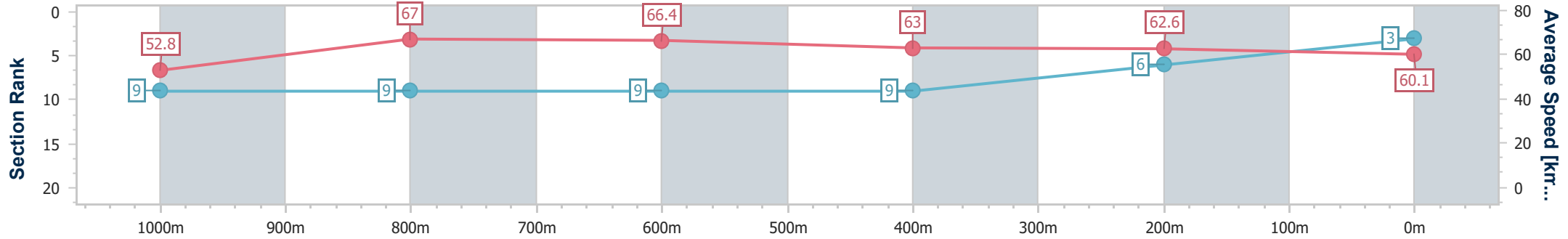
Mackay QLD Professional  
Race 6: HAVE A SAFE AND HAPPY NEW YEAR QTIS Class 2  
Handicap - 1200m



23 December 2024 - 16:44

Track Rating: Soft 5, Weather: Fine, Rail Position: +0m Entire

Section	Overall	1000m	800m	600m	400m	200m
Section Times	1:10.30 [3] (0:13.66)	0:56.64 [9] (0:10.80)	0:45.84 [9] (0:10.87)	0:34.97 [9] (0:11.43)	0:23.54 [9] (0:11.56)	0:11.98 [6]
Average Speed [km/h]	52.8	67.0	66.4	63.0	62.6	60.1
Top Speed [km/h]	65.8	67.7	67.4	65.1	64.0	62.1
Avg. Dist. to Rail [m]	3.6	0.8	0.7	0.8	3.4	4.3
Avg. Stride Freq. [Hz]	2.4	2.5	2.4	2.4	2.4	2.4
Avg. Stride Length [m]	6.1	7.6	7.6	7.3	7.2	7.0



- [ ] Ranking at each section and finish
- .-.- No data available at this section
- NA No data available



Horse/Jockey Name	Win And Tonic
Final Rank	4
Fastest Section Time (Section)	0:10.72 (800m)
Top Speed [km/h] (Section)	70.8 (1000m)
Race State	Finished



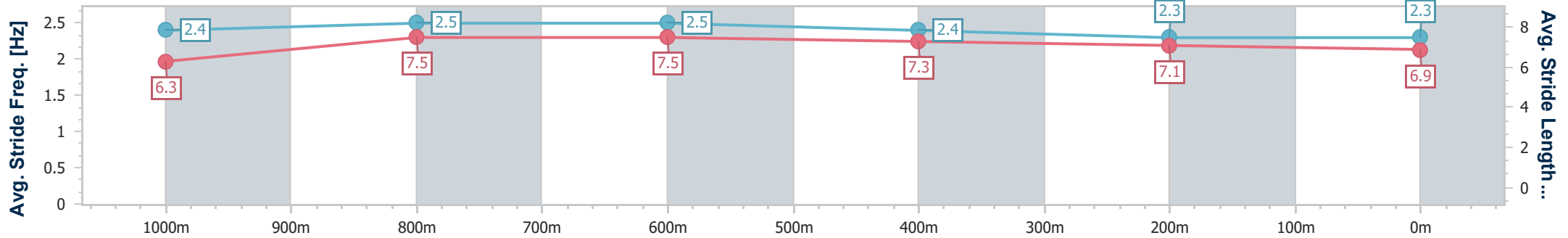
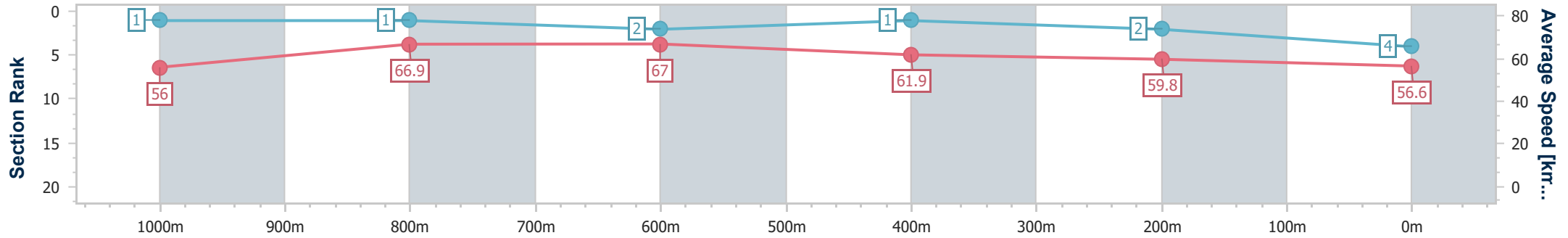
Mackay QLD Professional  
Race 6: HAVE A SAFE AND HAPPY NEW YEAR QTIS Class 2  
Handicap - 1200m



23 December 2024 - 16:44

Track Rating: Soft 5, Weather: Fine, Rail Position: +0m Entire

Section	Overall	1000m	800m	600m	400m	200m
Section Times	1:10.78 [4] (0:12.94)	0:57.84 [1] (0:10.74)	0:47.10 [1] (0:10.72)	0:36.38 [2] (0:11.61)	0:24.77 [1] (0:12.09)	0:12.68 [2] (0:12.68)
Average Speed [km/h]	56.0	66.9	67.0	61.9	59.8	56.6
Top Speed [km/h]	70.4	70.8	68.7	64.6	60.7	58.7
Avg. Dist. to Rail [m]	3.9	0.9	0.6	0.6	1.1	1.8
Avg. Stride Freq. [Hz]	2.4	2.5	2.5	2.4	2.3	2.3
Avg. Stride Length [m]	6.3	7.5	7.5	7.3	7.1	6.9



- [ ] Ranking at each section and finish
- .-.- No data available at this section
- NA No data available



Horse/Jockey Name	Lamentum
Final Rank	5
Fastest Section Time (Section)	0:10.77 (1000m)
Top Speed [km/h] (Section)	68.7 (800m)
Race State	Finished



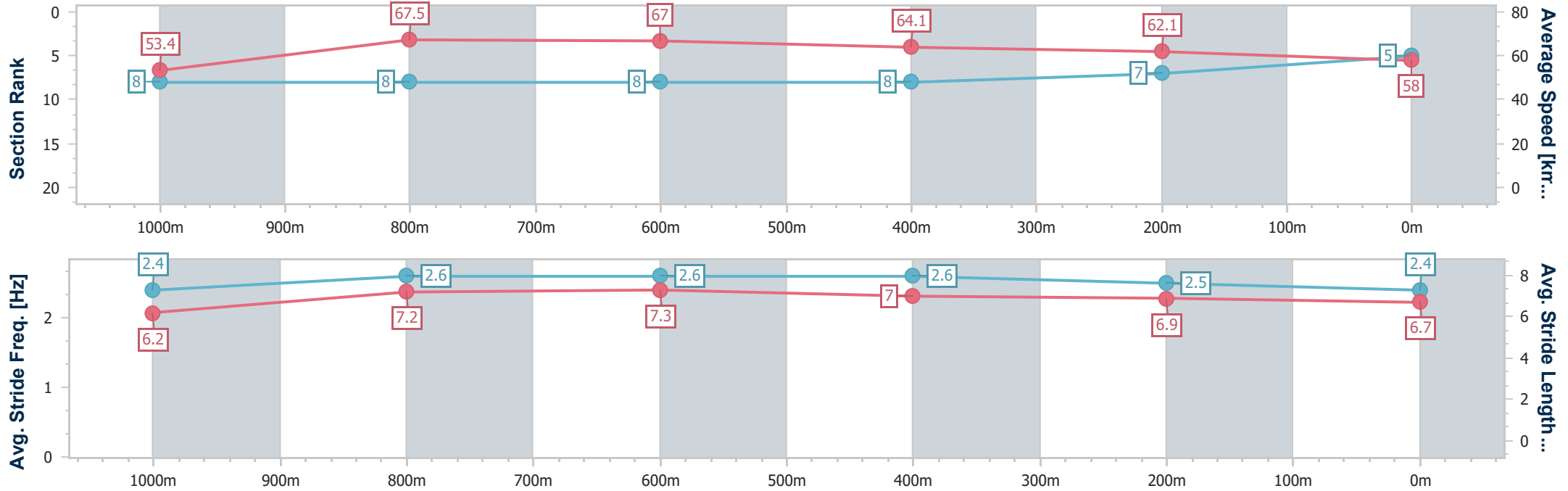
Mackay QLD Professional  
 Race 6: HAVE A SAFE AND HAPPY NEW YEAR QTIS Class 2  
 Handicap - 1200m



23 December 2024 - 16:44

Track Rating: Soft 5, Weather: Fine, Rail Position: +0m Entire

Section	Overall	1000m	800m	600m	400m	200m
Section Times	1:10.82 [5] (0:13.64)	0:57.18 [8] (0:10.77)	0:46.41 [8] (0:10.80)	0:35.61 [8] (0:11.50)	0:24.11 [8] (0:11.70)	0:12.41 [7] (0:12.41)
Average Speed [km/h]	53.4	67.5	67.0	64.1	62.1	58.0
Top Speed [km/h]	67.4	68.2	68.7	66.4	63.5	61.7
Avg. Dist. to Rail [m]	8.2	2.9	2.5	3.0	5.4	6.6
Avg. Stride Freq. [Hz]	2.4	2.6	2.6	2.6	2.5	2.4
Avg. Stride Length [m]	6.2	7.2	7.3	7.0	6.9	6.7



- [ ] Ranking at each section and finish
- .-.- No data available at this section
- NA No data available



Horse/Jockey Name	Eyes Are Lion
Final Rank	6
Fastest Section Time (Section)	0:10.90 (1000m)
Top Speed [km/h] (Section)	66.9 (800m)
Race State	Finished



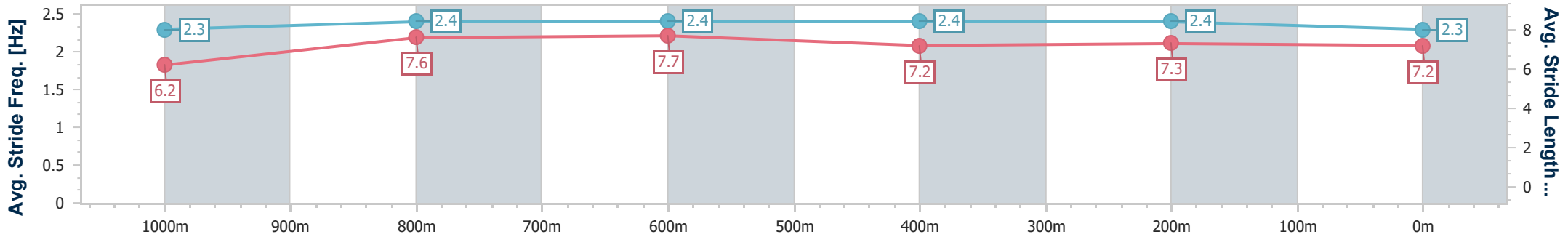
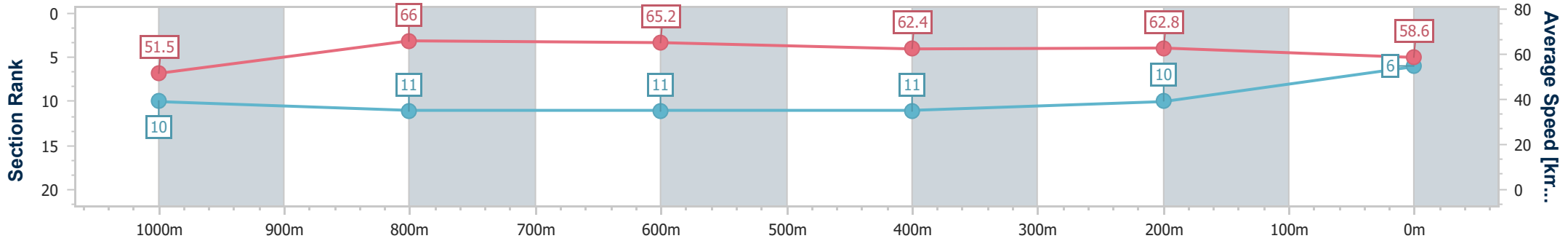
Mackay QLD Professional  
 Race 6: HAVE A SAFE AND HAPPY NEW YEAR QTIS Class 2  
 Handicap - 1200m



23 December 2024 - 16:44

Track Rating: Soft 5, Weather: Fine, Rail Position: +0m Entire

Section	Overall	1000m	800m	600m	400m	200m
Section Times	1:10.97 [6] (0:13.96)	0:57.01 [10] (0:10.90)	0:46.11 [11] (0:10.92)	0:35.19 [11] (0:11.36)	0:23.83 [11] (0:11.53)	0:12.30 [10] (0:12.30)
Average Speed [km/h]	51.5	66.0	65.2	62.4	62.8	58.6
Top Speed [km/h]	64.5	66.7	66.9	63.7	63.8	62.4
Avg. Dist. to Rail [m]	2.1	0.8	2.4	2.1	4.2	5.3
Avg. Stride Freq. [Hz]	2.3	2.4	2.4	2.4	2.4	2.3
Avg. Stride Length [m]	6.2	7.6	7.7	7.2	7.3	7.2



- [ ] Ranking at each section and finish
- .-.- No data available at this section
- NA No data available





Horse/Jockey Name	Rich Divinity
Final Rank	7
Fastest Section Time (Section)	0:10.67 (1000m)
Top Speed [km/h] (Section)	68.9 (1000m)
Race State	Finished



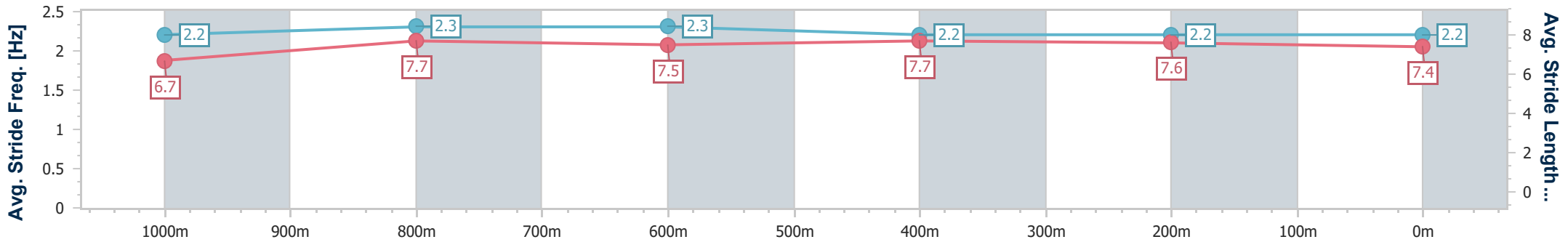
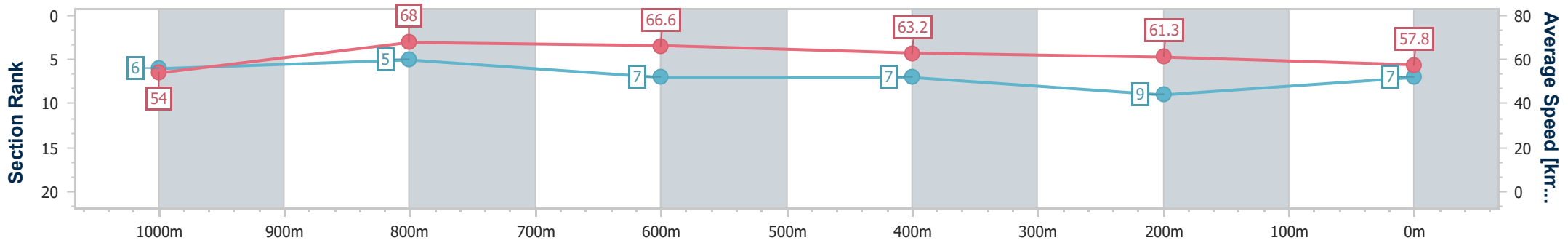
Mackay QLD Professional  
Race 6: HAVE A SAFE AND HAPPY NEW YEAR QTIS Class 2  
Handicap - 1200m



23 December 2024 - 16:44

Track Rating: Soft 5, Weather: Fine, Rail Position: +0m Entire

Section	Overall	1000m	800m	600m	400m	200m
Section Times	1:11.02 [7] (0:13.46)	0:57.56 [6] (0:10.67)	0:46.89 [5] (0:10.96)	0:35.93 [7] (0:11.62)	0:24.31 [7] (0:11.88)	0:12.43 [9] (0:12.43)
Average Speed [km/h]	54.0	68.0	66.6	63.2	61.3	57.8
Top Speed [km/h]	68.0	68.9	68.6	65.3	62.3	60.1
Avg. Dist. to Rail [m]	7.2	2.8	3.7	2.7	6.0	6.8
Avg. Stride Freq. [Hz]	2.2	2.3	2.3	2.2	2.2	2.2
Avg. Stride Length [m]	6.7	7.7	7.5	7.7	7.6	7.4



- [ ] Ranking at each section and finish
- .-.- No data available at this section
- NA No data available



Horse/Jockey Name	Answering
Final Rank	8
Fastest Section Time (Section)	0:10.91 (800m)
Top Speed [km/h] (Section)	67.2 (800m)
Race State	Finished



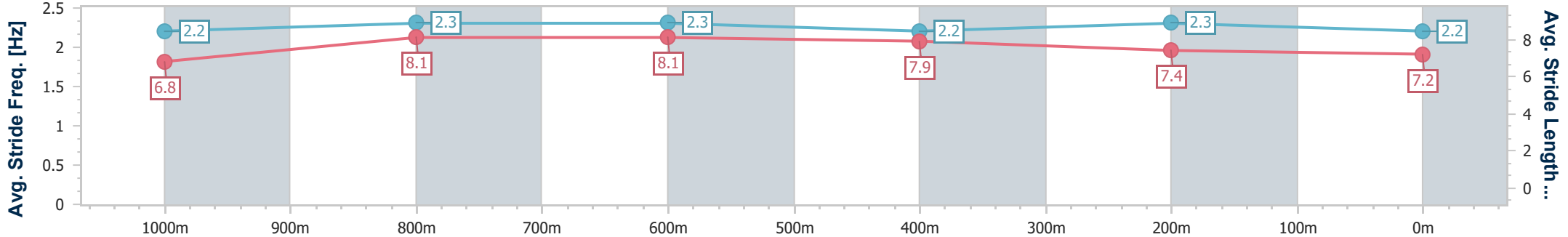
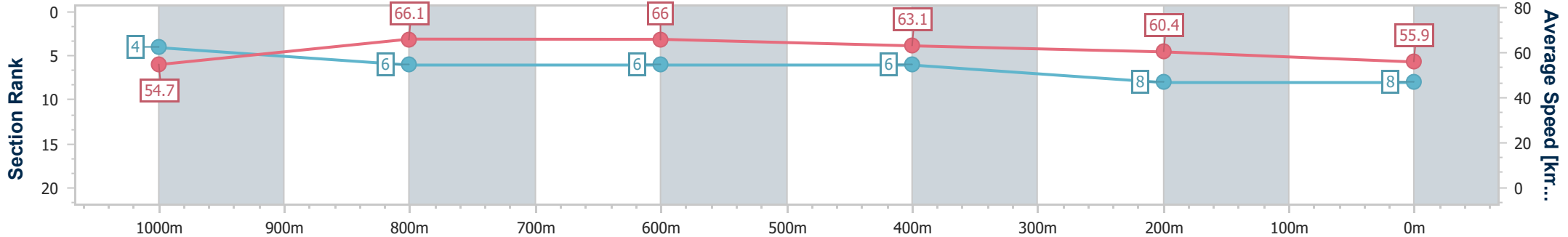
Mackay QLD Professional  
 Race 6: HAVE A SAFE AND HAPPY NEW YEAR QTIS Class 2  
 Handicap - 1200m



23 December 2024 - 16:44

Track Rating: Soft 5, Weather: Fine, Rail Position: +0m Entire

Section	Overall	1000m	800m	600m	400m	200m
Section Times	1:11.32 [8] (0:13.22)	0:58.10 [4] (0:10.92)	0:47.18 [6] (0:10.91)	0:36.27 [6] (0:11.47)	0:24.80 [6] (0:11.89)	0:12.91 [8] (0:12.91)
Average Speed [km/h]	54.7	66.1	66.0	63.1	60.4	55.9
Top Speed [km/h]	66.6	66.6	67.2	65.0	62.0	57.0
Avg. Dist. to Rail [m]	1.4	1.1	1.4	0.3	1.0	1.1
Avg. Stride Freq. [Hz]	2.2	2.3	2.3	2.2	2.3	2.2
Avg. Stride Length [m]	6.8	8.1	8.1	7.9	7.4	7.2



- [ ] Ranking at each section and finish
- .-.- No data available at this section
- NA No data available



Horse/Jockey Name	Tsunami Force
Final Rank	9
Fastest Section Time (Section)	0:10.67 (1000m)
Top Speed [km/h] (Section)	68.9 (1000m)
Race State	Finished



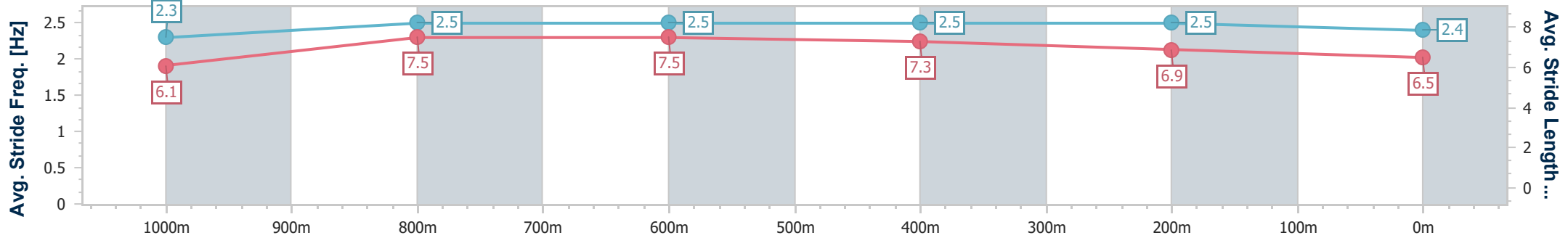
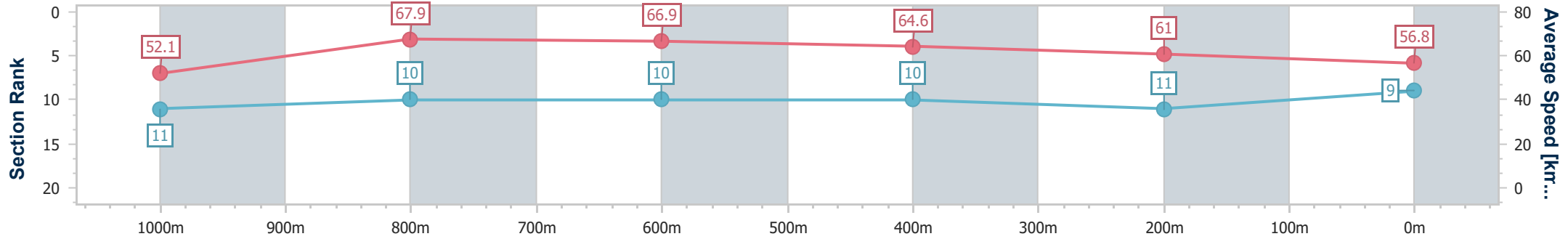
Mackay QLD Professional  
Race 6: HAVE A SAFE AND HAPPY NEW YEAR QTIS Class 2  
Handicap - 1200m



23 December 2024 - 16:44

Track Rating: Soft 5, Weather: Fine, Rail Position: +0m Entire

Section	Overall	1000m	800m	600m	400m	200m
Section Times	1:11.45 [9] (0:14.10)	0:57.35 [11] (0:10.67)	0:46.68 [10] (0:10.84)	0:35.84 [10] (0:11.27)	0:24.57 [10] (0:11.91)	0:12.66 [11] (0:12.66)
Average Speed [km/h]	52.1	67.9	66.9	64.6	61.0	56.8
Top Speed [km/h]	68.5	68.9	68.3	66.9	63.0	59.6
Avg. Dist. to Rail [m]	11.1	2.5	2.5	1.3	6.7	7.3
Avg. Stride Freq. [Hz]	2.3	2.5	2.5	2.5	2.5	2.4
Avg. Stride Length [m]	6.1	7.5	7.5	7.3	6.9	6.5



- [ ] Ranking at each section and finish
- .-.- No data available at this section
- NA No data available



Horse/Jockey Name	Whittlesford
Final Rank	10
Fastest Section Time (Section)	0:10.47 (1000m)
Top Speed [km/h] (Section)	70.3 (1000m)
Race State	Finished



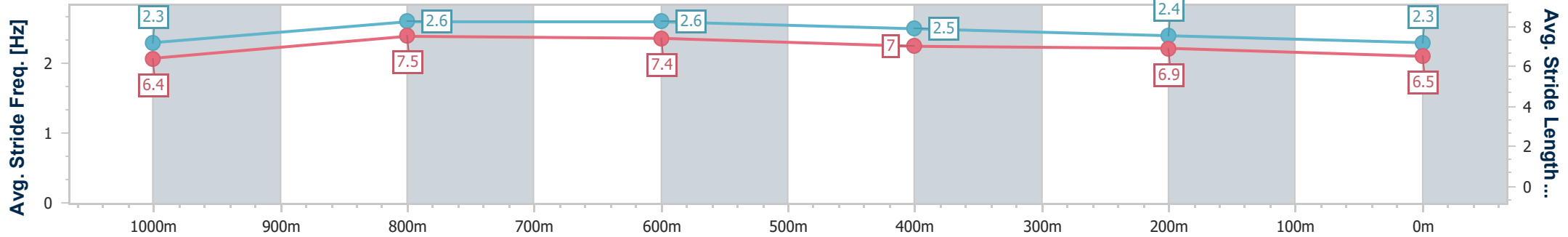
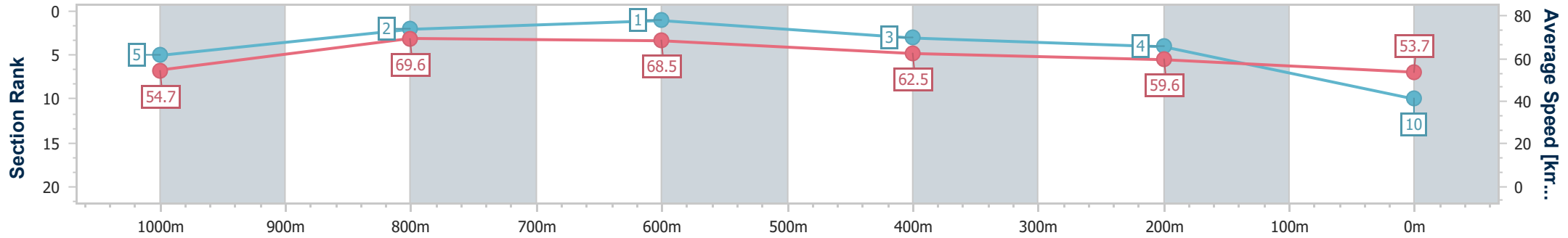
Mackay QLD Professional  
Race 6: HAVE A SAFE AND HAPPY NEW YEAR QTIS Class 2  
Handicap - 1200m



23 December 2024 - 16:44

Track Rating: Soft 5, Weather: Fine, Rail Position: +0m Entire

Section	Overall	1000m	800m	600m	400m	200m
Section Times	1:11.61 [10] (0:13.29)	0:58.32 [5] (0:10.47)	0:47.85 [2] (0:10.59)	0:37.26 [1] (0:11.77)	0:25.49 [3] (0:12.08)	0:13.41 [4] (0:13.41)
Average Speed [km/h]	54.7	69.6	68.5	62.5	59.6	53.7
Top Speed [km/h]	69.2	70.3	70.2	65.4	61.2	58.2
Avg. Dist. to Rail [m]	7.9	2.9	3.3	2.4	2.1	2.9
Avg. Stride Freq. [Hz]	2.3	2.6	2.6	2.5	2.4	2.3
Avg. Stride Length [m]	6.4	7.5	7.4	7.0	6.9	6.5



- [ ] Ranking at each section and finish
- .-.- No data available at this section
- NA No data available



Horse/Jockey Name	Cicccone
Final Rank	11
Fastest Section Time (Section)	0:10.87 (800m)
Top Speed [km/h] (Section)	67.3 (800m)
Race State	Finished



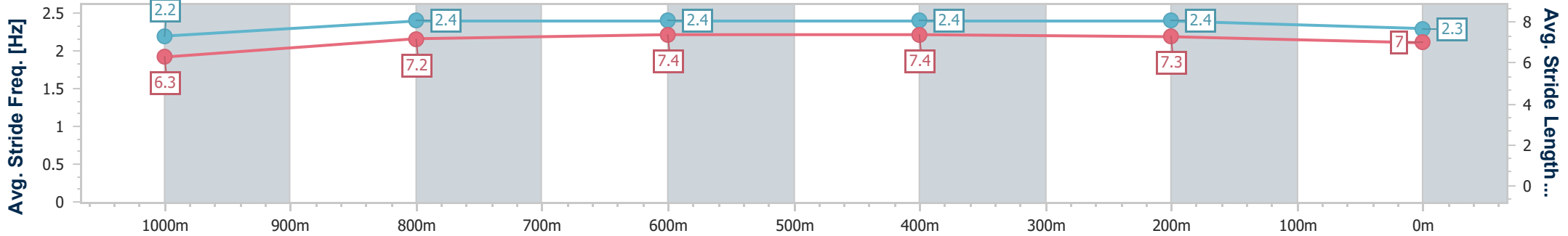
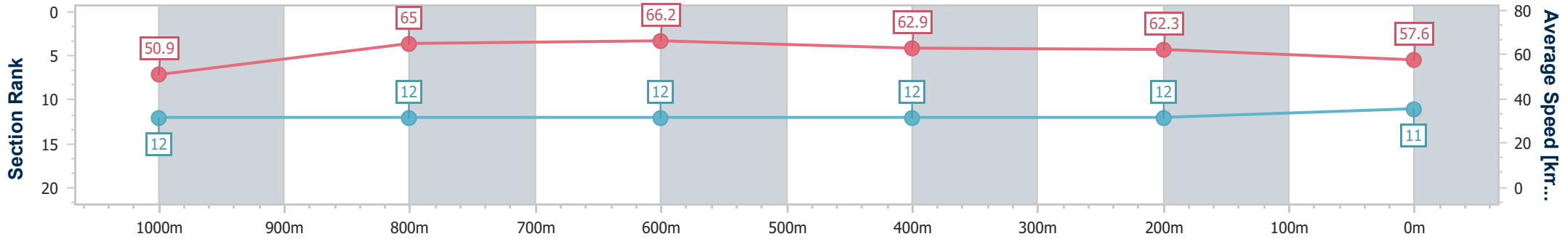
Mackay QLD Professional  
 Race 6: HAVE A SAFE AND HAPPY NEW YEAR QTIS Class 2  
 Handicap - 1200m



23 December 2024 - 16:44

Track Rating: Soft 5, Weather: Fine, Rail Position: +0m Entire

Section	Overall	1000m	800m	600m	400m	200m
Section Times	1:11.71 [11] (0:14.24)	0:57.47 [12] (0:11.10)	0:46.37 [12] (0:10.87)	0:35.50 [12] (0:11.47)	0:24.03 [12] (0:11.55)	0:12.48 [12] (0:12.48)
Average Speed [km/h]	50.9	65.0	66.2	62.9	62.3	57.6
Top Speed [km/h]	62.1	67.3	67.3	64.6	62.8	61.2
Avg. Dist. to Rail [m]	4.1	0.5	0.3	0.6	0.6	0.4
Avg. Stride Freq. [Hz]	2.2	2.4	2.4	2.4	2.4	2.3
Avg. Stride Length [m]	6.3	7.2	7.4	7.4	7.3	7.0



- [ ] Ranking at each section and finish
- .-.- No data available at this section
- NA No data available



Horse/Jockey Name	Mishani Maverick
Final Rank	12
Fastest Section Time (Section)	0:10.66 (800m)
Top Speed [km/h] (Section)	70.4 (800m)
Race State	Finished



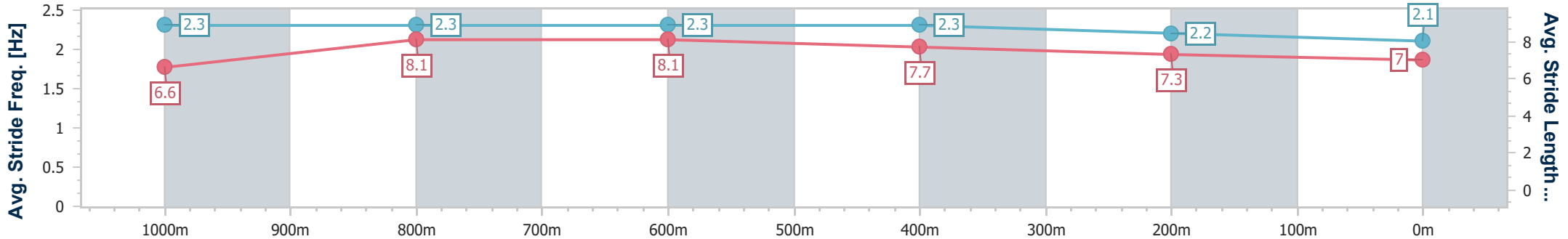
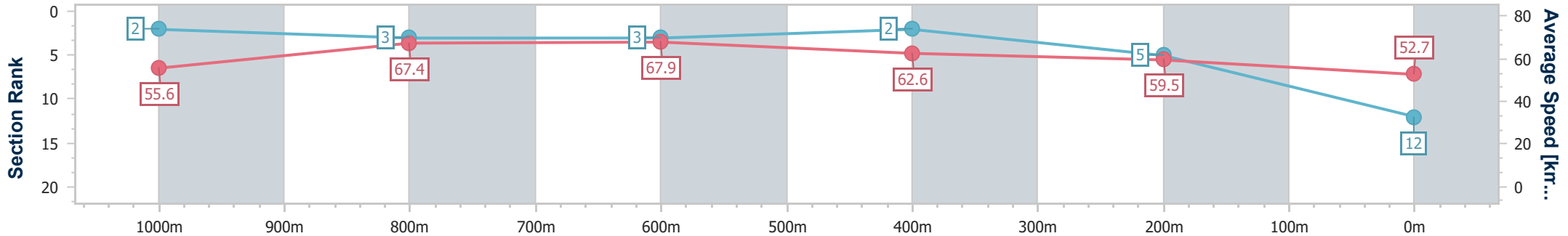
Mackay QLD Professional  
 Race 6: HAVE A SAFE AND HAPPY NEW YEAR QTIS Class 2  
 Handicap - 1200m



23 December 2024 - 16:44

Track Rating: Soft 5, Weather: Fine, Rail Position: +0m Entire

Section	Overall	1000m	800m	600m	400m	200m
Section Times	1:11.89 [12] (0:13.02)	0:58.87 [2] (0:10.76)	0:48.11 [3] (0:10.66)	0:37.45 [3] (0:11.66)	0:25.79 [2] (0:12.19)	0:13.60 [5] (0:13.60)
Average Speed [km/h]	55.6	67.4	67.9	62.6	59.5	52.7
Top Speed [km/h]	68.0	69.3	70.4	66.0	61.1	60.2
Avg. Dist. to Rail [m]	5.4	2.0	2.1	1.5	2.0	2.4
Avg. Stride Freq. [Hz]	2.3	2.3	2.3	2.3	2.2	2.1
Avg. Stride Length [m]	6.6	8.1	8.1	7.7	7.3	7.0



- [ ] Ranking at each section and finish
- .-.-.- No data available at this section
- NA No data available



Horse/Jockey Name	Hyde Park
Final Rank	13
Fastest Section Time (Section)	0:10.86 (800m)
Top Speed [km/h] (Section)	67.2 (800m)
Race State	Finished



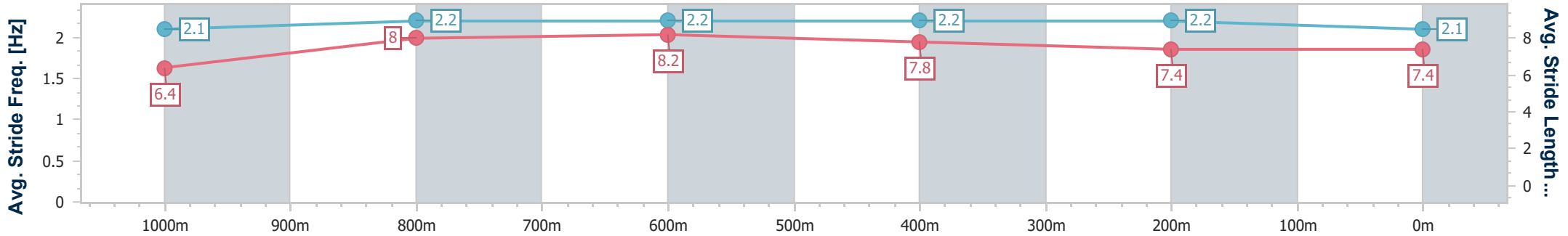
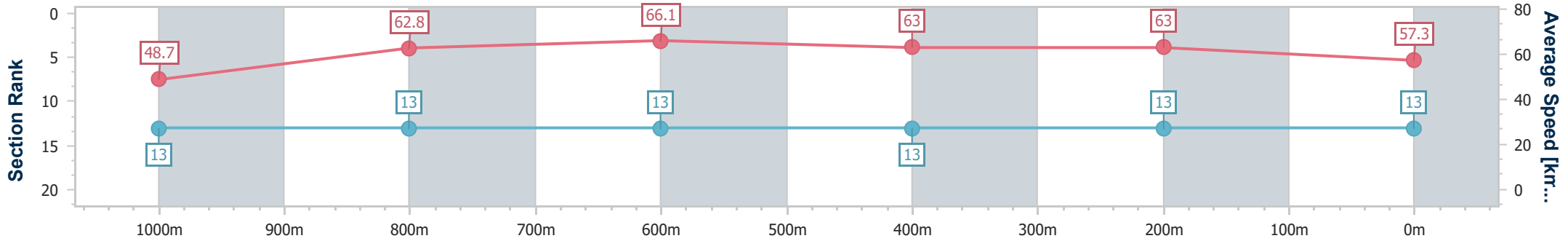
Mackay QLD Professional  
Race 6: HAVE A SAFE AND HAPPY NEW YEAR QTIS Class 2  
Handicap - 1200m



23 December 2024 - 16:44

Track Rating: Soft 5, Weather: Fine, Rail Position: +0m Entire

Section	Overall	1000m	800m	600m	400m	200m
Section Times	1:12.66 [13] (0:14.96)	0:57.70 [13] (0:11.46)	0:46.24 [13] (0:10.86)	0:35.38 [13] (0:11.33)	0:24.05 [13] (0:11.48)	0:12.57 [13] (0:12.57)
Average Speed [km/h]	48.7	62.8	66.1	63.0	63.0	57.3
Top Speed [km/h]	58.6	66.2	67.2	63.8	63.3	62.3
Avg. Dist. to Rail [m]	8.1	0.6	0.9	1.3	4.0	6.1
Avg. Stride Freq. [Hz]	2.1	2.2	2.2	2.2	2.2	2.1
Avg. Stride Length [m]	6.4	8.0	8.2	7.8	7.4	7.4



- [ ] Ranking at each section and finish
- .-.- No data available at this section
- NA No data available



**Mackay QLD Professional**  
**Race 7: RACING AGAIN FRIDAY 3RD JANUARY RATINGS BAND 0 - 55**  
**Handicap - 1100m**  
**23 December 2024 - 17:21**



MACKAY TURF CLUB

Ooralea Racecourse

Track Rating: Soft 5, Weather: Fine, Rail Position: +0m Entire

Section		Overall	1000m	800m	600m	400m	200m	Last 600m					
Field Times		1:04.42 (0:07.73)	0:56.69 (0:10.76)	0:45.93 (0:10.76)	0:35.17 (0:11.50)	0:23.67 (0:11.77)	0:11.90 (0:11.90)	0:35.17					
Rank	TAB Horse/Jockey	Barrier	Top Speed [km/h]	Fastest Section									
					Margin	Distance Travelled [m]							
1	6 NO LOVE LOST Adam Sewell	6	67.5 800m	0:07.87 Overall	1:04.42 [1] (0:07.87)	0:56.55 [6] (0:11.04)	0:45.51 [7] (0:10.94)	0:34.57 [8] (0:11.33)	0:23.24 [6] (0:11.54)	0:11.70 [3] (0:11.70)	1:04.42	0:34.57	
2	11 MADAM BORODINA Olivia Kendal	5	68.9 1000m	0:07.74 Overall	1:04.50 [2] (0:07.74)	0:56.76 [2] (0:10.77)	0:45.99 [2] (0:10.91)	0:35.08 [2] (0:11.54)	0:23.54 [3] (0:11.56)	0:11.98 [1] (0:11.98)	0.48L	0:35.08	-5
3	1 DECRYPTING GOLD Ashley Butler	8	68.8 800m	0:08.24 Overall	1:04.81 [3] (0:08.24)	0:56.57 [11] (0:10.97)	0:45.60 [11] (0:10.83)	0:34.77 [10] (0:11.33)	0:23.44 [9] (0:11.66)	0:11.78 [6] (0:11.78)	2.3L	0:34.77	+0
4	14 IMPERIUM McKenzie Apel	9	69.7 800m	0:08.19 Overall	1:04.84 [4] (0:08.19)	0:56.65 [10] (0:10.91)	0:45.74 [9] (0:10.70)	0:35.04 [6] (0:11.41)	0:23.63 [7] (0:11.65)	0:11.98 [5] (0:11.98)	2.48L	0:35.04	+1
5	18 CHILL OUT MISS Adrian Layt	4	67.0 800m	0:08.14 Overall	1:04.91 [5] (0:08.14)	0:56.77 [9] (0:11.03)	0:45.74 [10] (0:11.01)	0:34.73 [12] (0:11.31)	0:23.42 [11] (0:11.57)	0:11.85 [8] (0:11.85)	2.86L	0:34.73	-2
6	9 TAHKIAN BUBBLES Georgina Cartwright	7	67.2 1000m	0:08.01 Overall	1:05.02 [6] (0:08.01)	0:57.01 [7] (0:10.96)	0:46.05 [8] (0:10.99)	0:35.06 [9] (0:11.45)	0:23.61 [10] (0:11.68)	0:11.93 [9] (0:11.93)	3.49L	0:35.06	-2
7	12 LOVES AFFECTION Chelsea Jokic	10	68.8 1000m	0:07.73 Overall	1:05.16 [7] (0:07.73)	0:57.43 [1] (0:10.76)	0:46.67 [1] (0:10.76)	0:35.91 [1] (0:11.50)	0:24.41 [1] (0:11.86)	0:12.55 [2] (0:12.55)	4.34L	0:35.91	-1
8	5 SENSATIONABULL Jackson Murphy	1	67.2 1000m	0:07.81 Overall	1:05.49 [8] (0:07.81)	0:57.68 [4] (0:11.01)	0:46.67 [6] (0:11.00)	0:35.67 [7] (0:11.40)	0:24.27 [8] (0:11.82)	0:12.45 [7] (0:12.45)	6.28L	0:35.67	-7
9	7 LET'S ROLL Nathan Thomas	3	67.9 1000m	0:07.76 Overall	1:05.53 [9] (0:07.76)	0:57.77 [3] (0:10.86)	0:46.91 [4] (0:10.81)	0:36.10 [3] (0:11.45)	0:24.65 [2] (0:11.95)	0:12.70 [4] (0:12.70)	6.53L	0:36.10	-2
10	16 THUNDER MOON Shae Nielson	12	68.9 1000m	0:08.03 Overall	1:05.94 [10] (0:08.03)	0:57.91 [8] (0:10.79)	0:47.12 [5] (0:10.76)	0:36.36 [5] (0:11.55)	0:24.81 [4] (0:11.96)	0:12.85 [10] (0:12.85)	8.95L	0:36.36	+4

Scratched: Valentina Express (#17), Tsunami Force (#20), Make It Flashy (#4), More Stylish (#13), Read 'Em And Weep (#8), Bute Moves (#3), Llama Charmer (#2), Super Slick (#19)

[ ] Ranking at each section and finish  
 -:-:- No data available at this section  
 NA No data available

SCN Saddle cloth number  
 DNF Did not finish  
 DNT Did not track





**Mackay QLD Professional**  
**Race 7: RACING AGAIN FRIDAY 3RD JANUARY RATINGS BAND 0 - 55**  
**Handicap - 1100m**  
**23 December 2024 - 17:21**



MACKAY TURF CLUB  
 Ooralea Racecourse

Track Rating: Soft 5, Weather: Fine, Rail Position: +0m Entire

Section	Overall	1000m	800m	600m	400m	200m	Last 600m
Field Times	1:04.42 (0:07.73)	0:56.69 (0:10.76)	0:45.93 (0:10.76)	0:35.17 (0:11.50)	0:23.67 (0:11.77)	0:11.90 (0:11.90)	0:35.17

Rank	TAB	Horse/Jockey	Barrier	Top Speed [km/h]	Fastest Section	Overall	1000m	800m	600m	400m	200m	Margin	Distance Travelled [m]
11	15	<b>DIVINE HUNTER</b> Luke Miller	13	68.7 800m	0:08.41 Overall	1:06.63 [11] (0:08.41)	0:58.22 [12] (0:10.97)	0:47.25 [12] (0:10.76)	0:36.49 [11] (0:11.40)	0:25.09 [12] (0:12.02)	0:13.07 [12] (0:13.07)	13L	0:36.49 -1
12	10	<b>TERMINUS</b> Justin Stanley	11	69.0 1000m	0:07.85 Overall	1:07.28 [12] (0:07.85)	0:59.43 [5] (0:10.72)	0:48.71 [3] (0:10.90)	0:37.81 [4] (0:11.70)	0:26.11 [5] (0:12.29)	0:13.82 [11] (0:13.82)	16.81L	0:37.81 +3

Scratched: Valentina Express (#17), Tsunami Force (#20), Make It Flashy (#4), More Stylish (#13), Read 'Em And Weep (#8), Bute Moves (#3), Llama Charmer (#2), Super Slick (#19)

[ ] Ranking at each section and finish  
 -:-:-:- No data available at this section  
 NA No data available

SCN Saddle cloth number  
 DNF Did not finish  
 DNT Did not track



Horse/Jockey Name	No Love Lost
Final Rank	1
Fastest Section Time (Section)	0:07.87 (Overall)
Top Speed [km/h] (Section)	67.5 (800m)
Race State	Finished



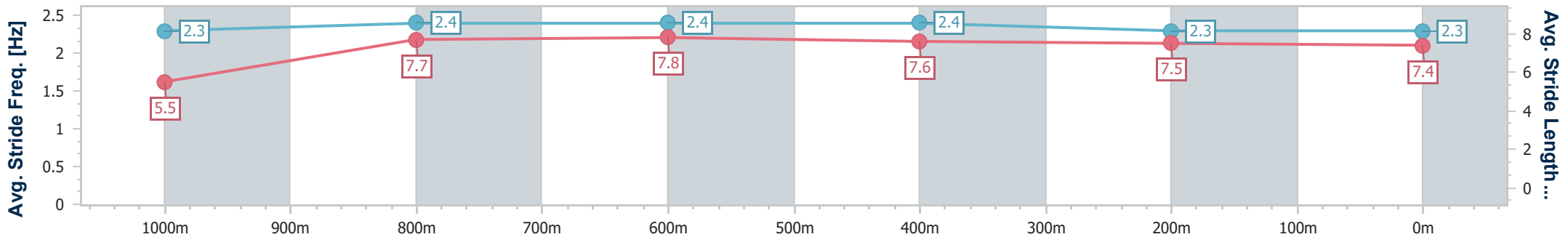
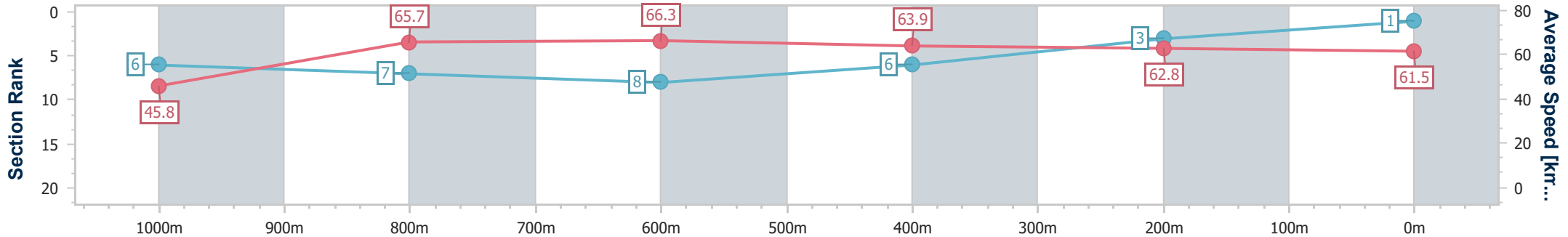
Mackay QLD Professional  
 Race 7: RACING AGAIN FRIDAY 3RD JANUARY RATINGS  
 BAND 0 - 55 Handicap - 1100m



23 December 2024 - 17:21

Track Rating: Soft 5, Weather: Fine, Rail Position: +0m Entire

Section	Overall	1000m	800m	600m	400m	200m
Section Times	1:04.42 [1] (0:07.87)	0:56.55 [6] (0:11.04)	0:45.51 [7] (0:10.94)	0:34.57 [8] (0:11.33)	0:23.24 [6] (0:11.54)	0:11.70 [3] (0:11.70)
Average Speed [km/h]	45.8	65.7	66.3	63.9	62.8	61.5
Top Speed [km/h]	61.3	67.0	67.5	66.1	64.7	64.2
Avg. Dist. to Rail [m]	5.6	2.2	2.2	1.3	4.3	6.2
Avg. Stride Freq. [Hz]	2.3	2.4	2.4	2.4	2.3	2.3
Avg. Stride Length [m]	5.5	7.7	7.8	7.6	7.5	7.4



- [ ] Ranking at each section and finish
- .-.- No data available at this section
- NA No data available



Horse/Jockey Name	Madam Borodina
Final Rank	2
Fastest Section Time (Section)	0:07.74 (Overall)
Top Speed [km/h] (Section)	68.9 (1000m)
Race State	Finished



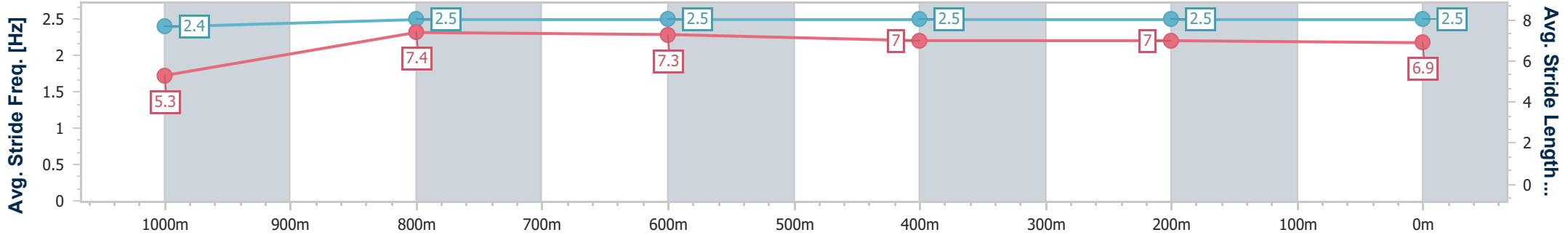
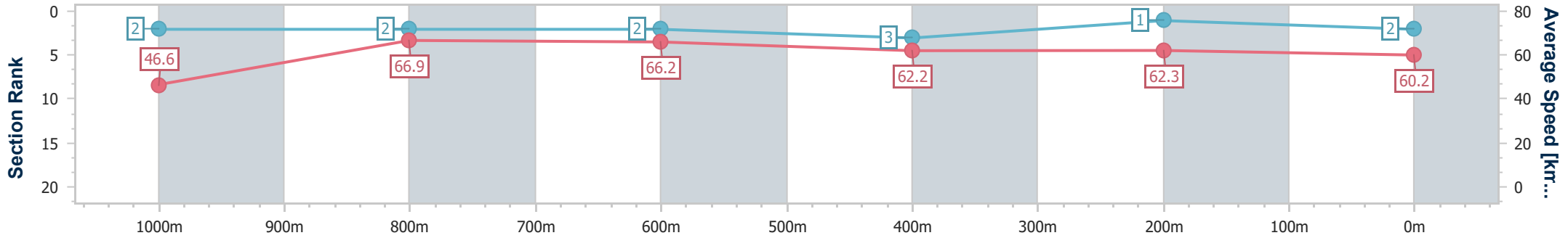
Mackay QLD Professional  
 Race 7: RACING AGAIN FRIDAY 3RD JANUARY RATINGS  
 BAND 0 - 55 Handicap - 1100m



23 December 2024 - 17:21

Track Rating: Soft 5, Weather: Fine, Rail Position: +0m Entire

Section	Overall	1000m	800m	600m	400m	200m
Section Times	1:04.50 [2] (0:07.74)	0:56.76 [2] (0:10.77)	0:45.99 [2] (0:10.91)	0:35.08 [2] (0:11.54)	0:23.54 [3] (0:11.56)	0:11.98 [1] (0:11.98)
Average Speed [km/h]	46.6	66.9	66.2	62.2	62.3	60.2
Top Speed [km/h]	63.5	68.9	67.8	65.4	63.3	62.8
Avg. Dist. to Rail [m]	4.9	1.2	0.4	0.2	2.4	4.6
Avg. Stride Freq. [Hz]	2.4	2.5	2.5	2.5	2.5	2.5
Avg. Stride Length [m]	5.3	7.4	7.3	7.0	7.0	6.9



- [ ] Ranking at each section and finish
- .-.- No data available at this section
- NA No data available



Horse/Jockey Name	Decrypting Gold
Final Rank	3
Fastest Section Time (Section)	0:08.24 (Overall)
Top Speed [km/h] (Section)	68.8 (800m)
Race State	Finished



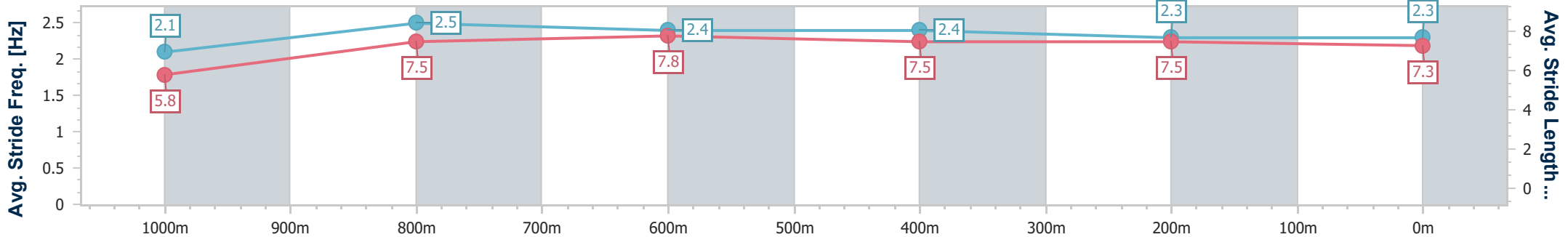
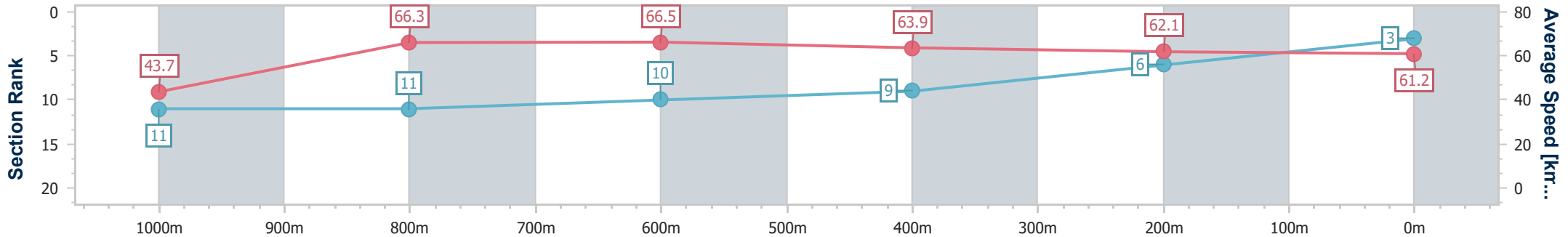
Mackay QLD Professional  
 Race 7: RACING AGAIN FRIDAY 3RD JANUARY RATINGS  
 BAND 0 - 55 Handicap - 1100m



23 December 2024 - 17:21

Track Rating: Soft 5, Weather: Fine, Rail Position: +0m Entire

Section	Overall	1000m	800m	600m	400m	200m
Section Times	1:04.81 [3] (0:08.24)	0:56.57 [11] (0:10.97)	0:45.60 [11] (0:10.83)	0:34.77 [10] (0:11.33)	0:23.44 [9] (0:11.66)	0:11.78 [6] (0:11.78)
Average Speed [km/h]	43.7	66.3	66.5	63.9	62.1	61.2
Top Speed [km/h]	62.4	68.4	68.8	65.9	63.1	63.0
Avg. Dist. to Rail [m]	7.5	2.0	1.2	1.1	5.4	8.6
Avg. Stride Freq. [Hz]	2.1	2.5	2.4	2.4	2.3	2.3
Avg. Stride Length [m]	5.8	7.5	7.8	7.5	7.5	7.3



- [ ] Ranking at each section and finish
- .-.- No data available at this section
- NA No data available



Horse/Jockey Name	Imperium
Final Rank	4
Fastest Section Time (Section)	0:08.19 (Overall)
Top Speed [km/h] (Section)	69.7 (800m)
Race State	Finished



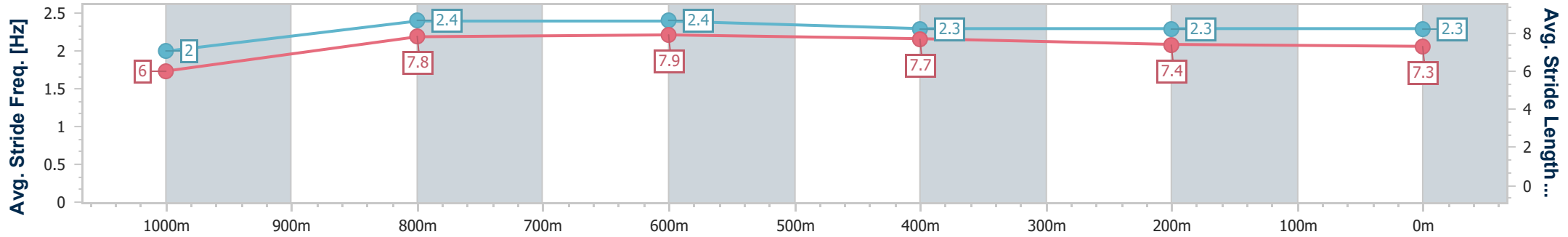
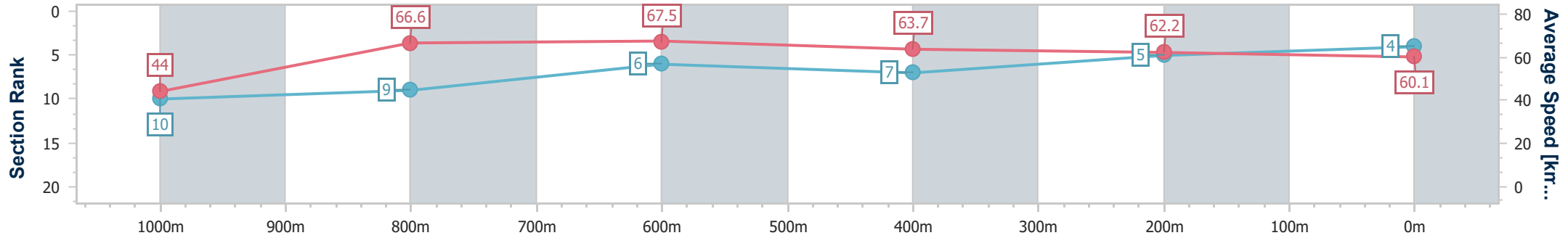
Mackay QLD Professional  
 Race 7: RACING AGAIN FRIDAY 3RD JANUARY RATINGS  
 BAND 0 - 55 Handicap - 1100m



23 December 2024 - 17:21

Track Rating: Soft 5, Weather: Fine, Rail Position: +0m Entire

Section	Overall	1000m	800m	600m	400m	200m
Section Times	1:04.84 [4] (0:08.19)	0:56.65 [10] (0:10.91)	0:45.74 [9] (0:10.70)	0:35.04 [6] (0:11.41)	0:23.63 [7] (0:11.65)	0:11.98 [5] (0:11.98)
Average Speed [km/h]	44.0	66.6	67.5	63.7	62.2	60.1
Top Speed [km/h]	63.7	68.4	69.7	66.5	64.1	62.3
Avg. Dist. to Rail [m]	8.9	3.7	1.9	0.9	5.3	6.9
Avg. Stride Freq. [Hz]	2.0	2.4	2.4	2.3	2.3	2.3
Avg. Stride Length [m]	6.0	7.8	7.9	7.7	7.4	7.3



- [ ] Ranking at each section and finish
- .-.- No data available at this section
- NA No data available



Horse/Jockey Name	Chill Out Miss
Final Rank	5
Fastest Section Time (Section)	0:08.14 (Overall)
Top Speed [km/h] (Section)	67.0 (800m)
Race State	Finished



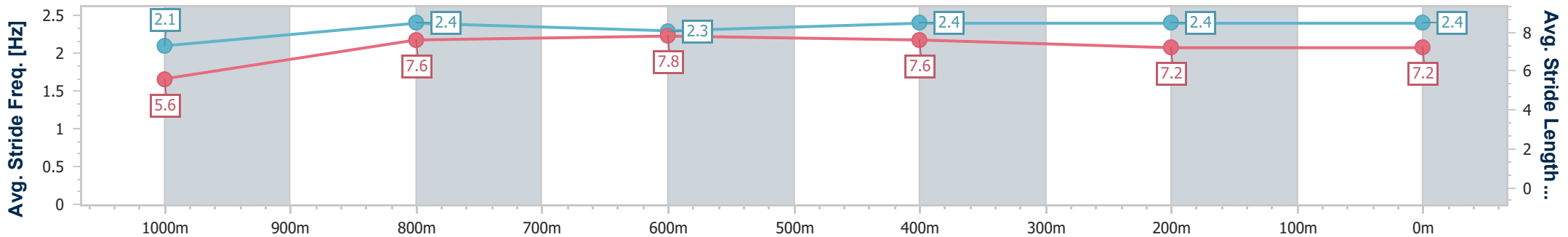
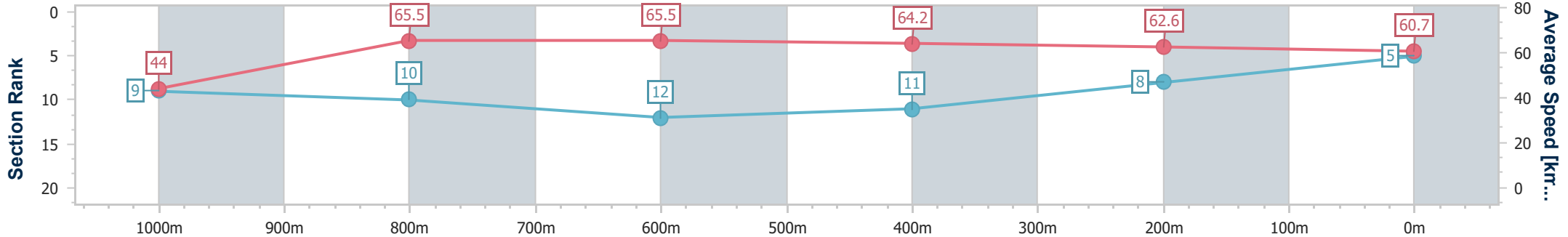
Mackay QLD Professional  
 Race 7: RACING AGAIN FRIDAY 3RD JANUARY RATINGS  
 BAND 0 - 55 Handicap - 1100m



23 December 2024 - 17:21

Track Rating: Soft 5, Weather: Fine, Rail Position: +0m Entire

Section	Overall	1000m	800m	600m	400m	200m
Section Times	1:04.91 [5] (0:08.14)	0:56.77 [9] (0:11.03)	0:45.74 [10] (0:11.01)	0:34.73 [12] (0:11.31)	0:23.42 [11] (0:11.57)	0:11.85 [8] (0:11.85)
Average Speed [km/h]	44.0	65.5	65.5	64.2	62.6	60.7
Top Speed [km/h]	61.9	66.9	67.0	66.2	63.9	62.8
Avg. Dist. to Rail [m]	4.3	0.6	0.7	0.9	6.4	9.6
Avg. Stride Freq. [Hz]	2.1	2.4	2.3	2.4	2.4	2.4
Avg. Stride Length [m]	5.6	7.6	7.8	7.6	7.2	7.2



- [ ] Ranking at each section and finish
- .-.- No data available at this section
- NA No data available



Horse/Jockey Name	Tahkian Bubbles
Final Rank	6
Fastest Section Time (Section)	0:08.01 (Overall)
Top Speed [km/h] (Section)	67.2 (1000m)
Race State	Finished



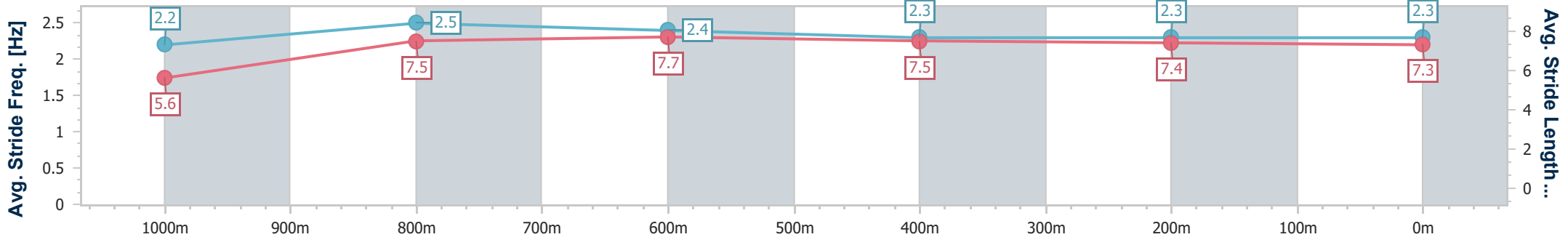
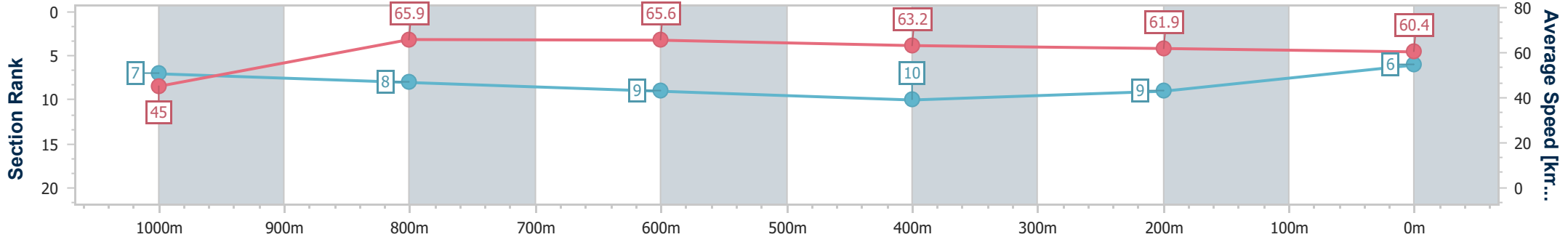
Mackay QLD Professional  
 Race 7: RACING AGAIN FRIDAY 3RD JANUARY RATINGS  
 BAND 0 - 55 Handicap - 1100m



23 December 2024 - 17:21

Track Rating: Soft 5, Weather: Fine, Rail Position: +0m Entire

Section	Overall	1000m	800m	600m	400m	200m
Section Times	1:05.02 [6] (0:08.01)	0:57.01 [7] (0:10.96)	0:46.05 [8] (0:10.99)	0:35.06 [9] (0:11.45)	0:23.61 [10] (0:11.68)	0:11.93 [9] (0:11.93)
Average Speed [km/h]	45.0	65.9	65.6	63.2	61.9	60.4
Top Speed [km/h]	62.7	67.2	66.1	65.0	63.5	63.0
Avg. Dist. to Rail [m]	6.3	1.1	0.6	0.8	4.1	4.8
Avg. Stride Freq. [Hz]	2.2	2.5	2.4	2.3	2.3	2.3
Avg. Stride Length [m]	5.6	7.5	7.7	7.5	7.4	7.3



- [ ] Ranking at each section and finish
- .-.- No data available at this section
- NA No data available



Horse/Jockey Name	Loves Affection
Final Rank	7
Fastest Section Time (Section)	0:07.73 (Overall)
Top Speed [km/h] (Section)	68.8 (1000m)
Race State	Finished



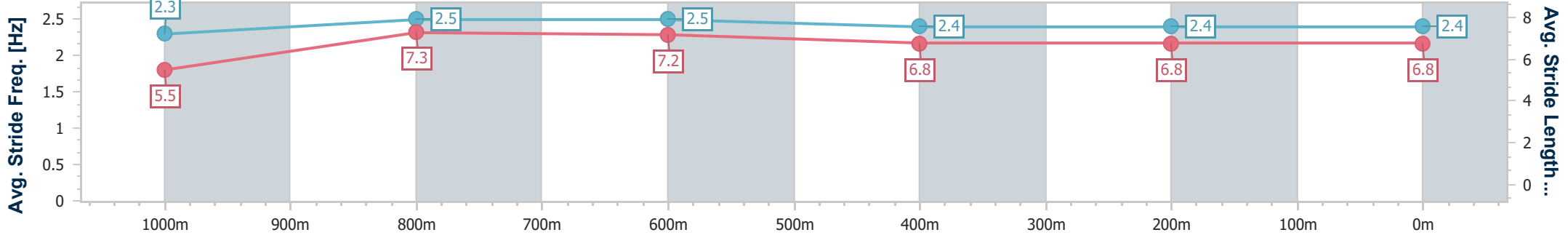
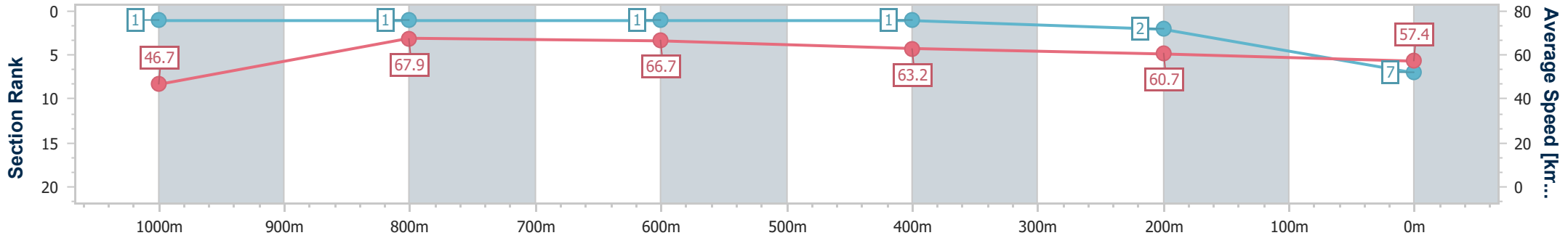
Mackay QLD Professional  
 Race 7: RACING AGAIN FRIDAY 3RD JANUARY RATINGS  
 BAND 0 - 55 Handicap - 1100m



23 December 2024 - 17:21

Track Rating: Soft 5, Weather: Fine, Rail Position: +0m Entire

Section	Overall	1000m	800m	600m	400m	200m
Section Times	1:05.16 [7] (0:07.73)	0:57.43 [1] (0:10.76)	0:46.67 [1] (0:10.76)	0:35.91 [1] (0:11.50)	0:24.41 [1] (0:11.86)	0:12.55 [2] (0:12.55)
Average Speed [km/h]	46.7	67.9	66.7	63.2	60.7	57.4
Top Speed [km/h]	65.4	68.8	67.8	65.5	61.2	60.6
Avg. Dist. to Rail [m]	10.5	3.5	1.0	0.7	2.1	5.9
Avg. Stride Freq. [Hz]	2.3	2.5	2.5	2.4	2.4	2.4
Avg. Stride Length [m]	5.5	7.3	7.2	6.8	6.8	6.8



- [ ] Ranking at each section and finish
- .-.- No data available at this section
- NA No data available





Horse/Jockey Name	Sensationabull
Final Rank	8
Fastest Section Time (Section)	0:07.81 (Overall)
Top Speed [km/h] (Section)	67.2 (1000m)
Race State	Finished



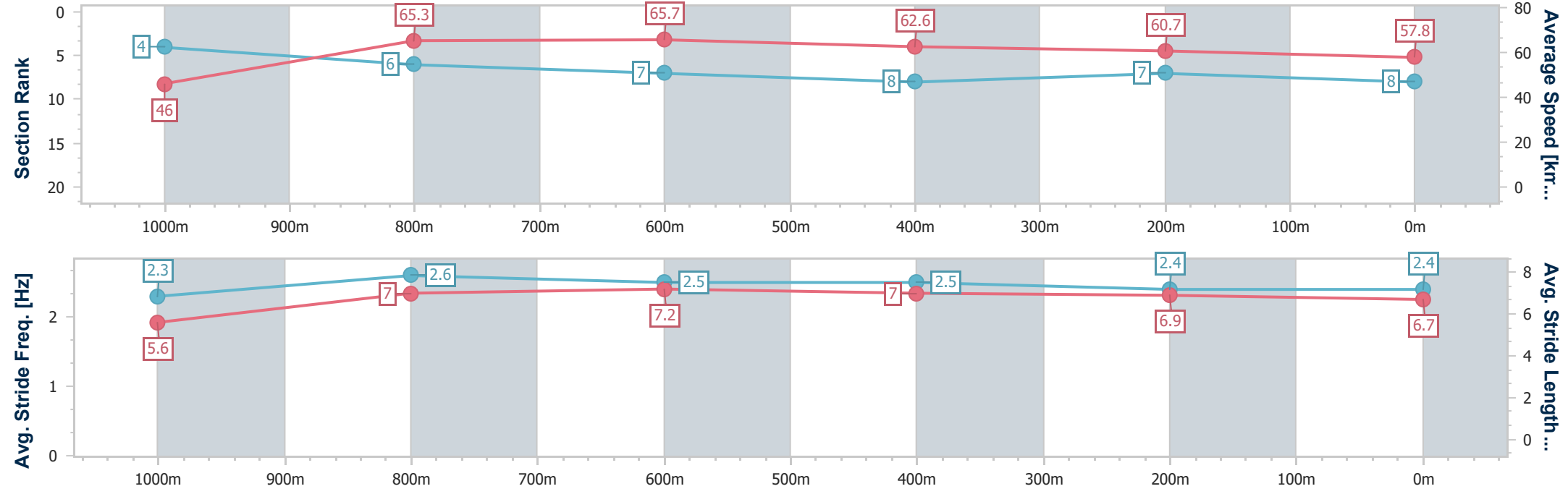
Mackay QLD Professional  
 Race 7: RACING AGAIN FRIDAY 3RD JANUARY RATINGS  
 BAND 0 - 55 Handicap - 1100m



23 December 2024 - 17:21

Track Rating: Soft 5, Weather: Fine, Rail Position: +0m Entire

Section	Overall	1000m	800m	600m	400m	200m
Section Times	1:05.49 [8] (0:07.81)	0:57.68 [4] (0:11.01)	0:46.67 [6] (0:11.00)	0:35.67 [7] (0:11.40)	0:24.27 [8] (0:11.82)	0:12.45 [7] (0:12.45)
Average Speed [km/h]	46.0	65.3	65.7	62.6	60.7	57.8
Top Speed [km/h]	61.9	67.2	66.9	64.6	62.2	61.2
Avg. Dist. to Rail [m]	1.6	0.3	0.5	1.1	2.1	2.3
Avg. Stride Freq. [Hz]	2.3	2.6	2.5	2.5	2.4	2.4
Avg. Stride Length [m]	5.6	7.0	7.2	7.0	6.9	6.7



- [ ] Ranking at each section and finish
- .-.- No data available at this section
- NA No data available



Horse/Jockey Name	Let's Roll
Final Rank	9
Fastest Section Time (Section)	0:07.76 (Overall)
Top Speed [km/h] (Section)	67.9 (1000m)
Race State	Finished



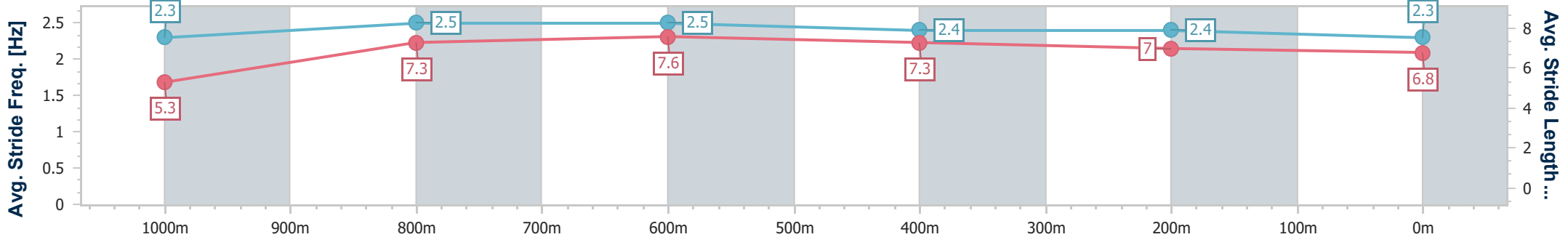
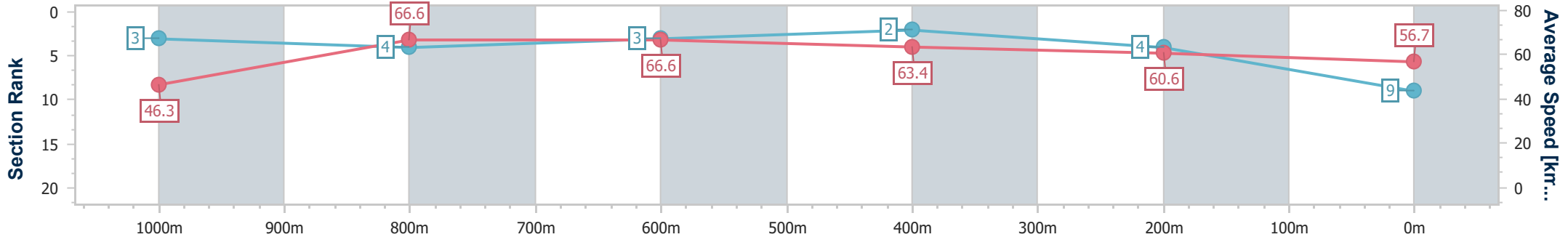
Mackay QLD Professional  
 Race 7: RACING AGAIN FRIDAY 3RD JANUARY RATINGS  
 BAND 0 - 55 Handicap - 1100m



23 December 2024 - 17:21

Track Rating: Soft 5, Weather: Fine, Rail Position: +0m Entire

Section	Overall	1000m	800m	600m	400m	200m
Section Times	1:05.53 [9] (0:07.76)	0:57.77 [3] (0:10.86)	0:46.91 [4] (0:10.81)	0:36.10 [3] (0:11.45)	0:24.65 [2] (0:11.95)	0:12.70 [4]
Average Speed [km/h]	46.3	66.6	66.6	63.4	60.6	56.7
Top Speed [km/h]	63.5	67.9	67.6	65.6	61.9	60.5
Avg. Dist. to Rail [m]	1.6	0.3	0.7	1.4	3.2	3.8
Avg. Stride Freq. [Hz]	2.3	2.5	2.5	2.4	2.4	2.3
Avg. Stride Length [m]	5.3	7.3	7.6	7.3	7.0	6.8



- [ ] Ranking at each section and finish
- .-.- No data available at this section
- NA No data available



Horse/Jockey Name	Thunder Moon
Final Rank	10
Fastest Section Time (Section)	0:08.03 (Overall)
Top Speed [km/h] (Section)	68.9 (1000m)
Race State	Finished



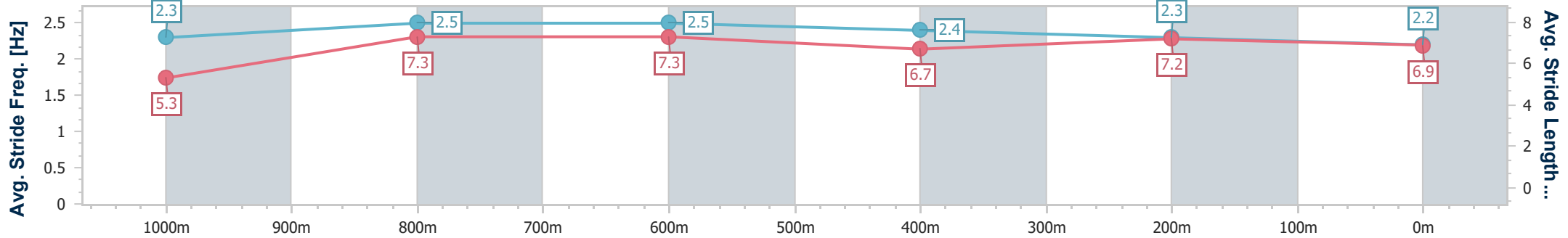
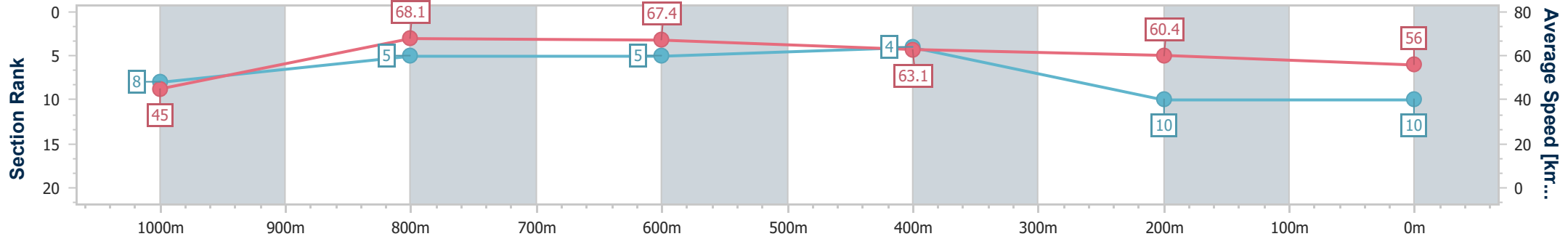
Mackay QLD Professional  
 Race 7: RACING AGAIN FRIDAY 3RD JANUARY RATINGS  
 BAND 0 - 55 Handicap - 1100m



23 December 2024 - 17:21

Track Rating: Soft 5, Weather: Fine, Rail Position: +0m Entire

Section	Overall	1000m	800m	600m	400m	200m
Section Times	1:05.94 [10] (0:08.03)	0:57.91 [8] (0:10.79)	0:47.12 [5] (0:10.76)	0:36.36 [5] (0:11.55)	0:24.81 [4] (0:11.96)	0:12.85 [10] (0:12.85)
Average Speed [km/h]	45.0	68.1	67.4	63.1	60.4	56.0
Top Speed [km/h]	64.1	68.9	68.6	65.1	61.0	59.3
Avg. Dist. to Rail [m]	12.9	6.9	2.8	1.5	4.3	7.9
Avg. Stride Freq. [Hz]	2.3	2.5	2.5	2.4	2.3	2.2
Avg. Stride Length [m]	5.3	7.3	7.3	6.7	7.2	6.9



- [ ] Ranking at each section and finish
- .-.- No data available at this section
- NA No data available



Horse/Jockey Name	Divine Hunter
Final Rank	11
Fastest Section Time (Section)	0:08.41 (Overall)
Top Speed [km/h] (Section)	68.7 (800m)
Race State	Finished



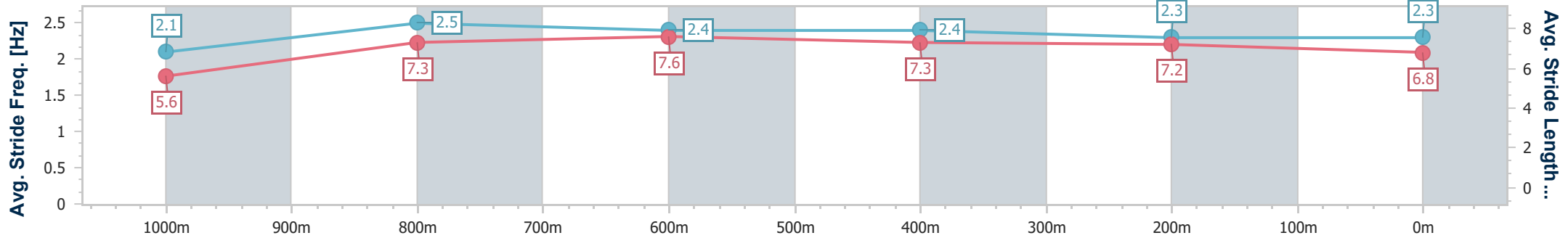
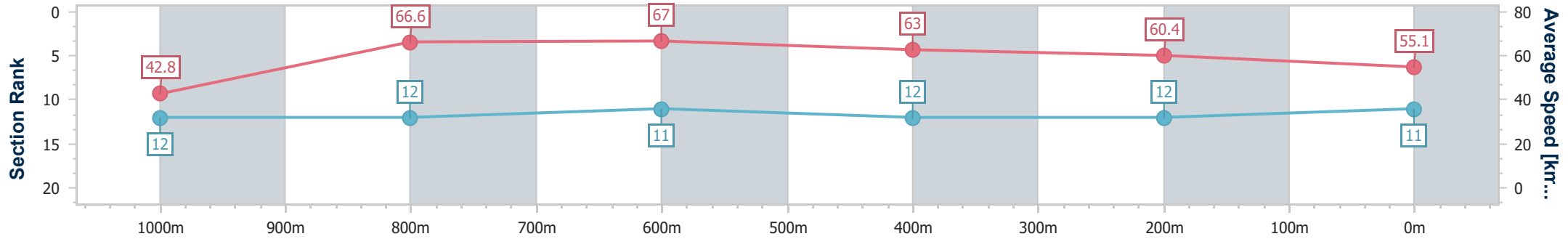
Mackay QLD Professional  
 Race 7: RACING AGAIN FRIDAY 3RD JANUARY RATINGS  
 BAND 0 - 55 Handicap - 1100m



23 December 2024 - 17:21

Track Rating: Soft 5, Weather: Fine, Rail Position: +0m Entire

Section	Overall	1000m	800m	600m	400m	200m
Section Times	1:06.63 [11] (0:08.41)	0:58.22 [12] (0:10.97)	0:47.25 [12] (0:10.76)	0:36.49 [11] (0:11.40)	0:25.09 [12] (0:12.02)	0:13.07 [12] (0:13.07)
Average Speed [km/h]	42.8	66.6	67.0	63.0	60.4	55.1
Top Speed [km/h]	63.4	67.6	68.7	66.8	61.2	60.2
Avg. Dist. to Rail [m]	11.9	4.7	1.9	0.7	5.5	9.1
Avg. Stride Freq. [Hz]	2.1	2.5	2.4	2.4	2.3	2.3
Avg. Stride Length [m]	5.6	7.3	7.6	7.3	7.2	6.8



- [ ] Ranking at each section and finish
- .-.- No data available at this section
- NA No data available



Horse/Jockey Name	Terminus
Final Rank	12
Fastest Section Time (Section)	0:07.85 (Overall)
Top Speed [km/h] (Section)	69.0 (1000m)
Race State	Finished



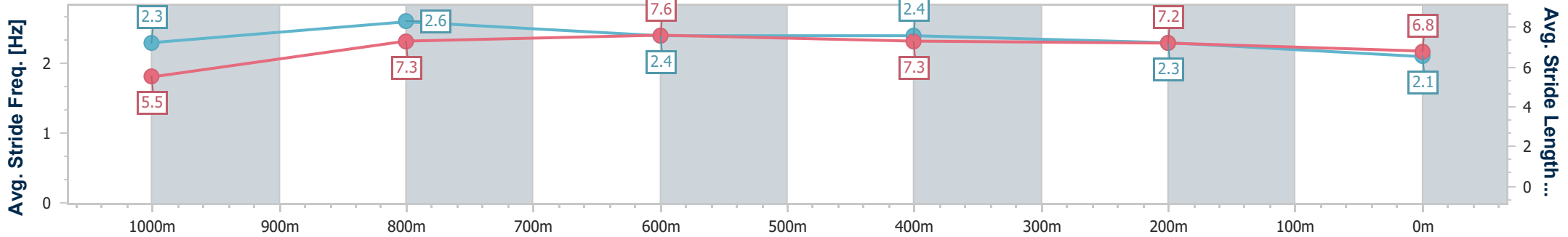
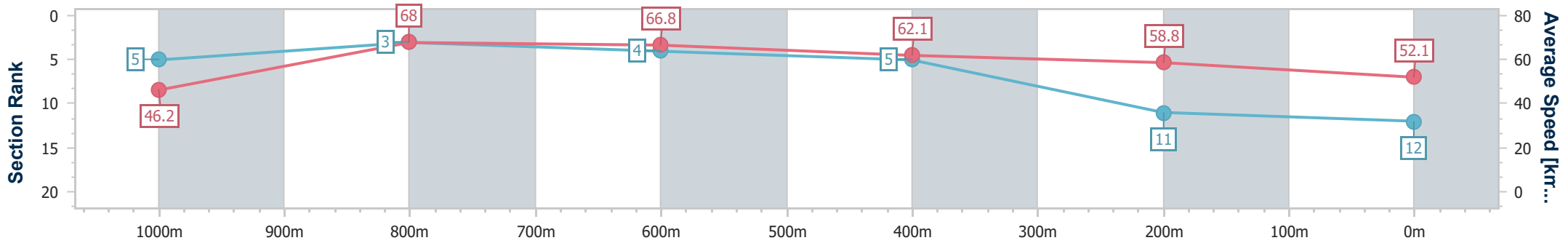
Mackay QLD Professional  
Race 7: RACING AGAIN FRIDAY 3RD JANUARY RATINGS  
BAND 0 - 55 Handicap - 1100m



23 December 2024 - 17:21

Track Rating: Soft 5, Weather: Fine, Rail Position: +0m Entire

Section	Overall	1000m	800m	600m	400m	200m
Section Times	1:07.28 [12] (0:07.85)	0:59.43 [5] (0:10.72)	0:48.71 [3] (0:10.90)	0:37.81 [4] (0:11.70)	0:26.11 [5] (0:12.29)	0:13.82 [11] (0:13.82)
Average Speed [km/h]	46.2	68.0	66.8	62.1	58.8	52.1
Top Speed [km/h]	64.7	69.0	68.3	65.7	60.0	57.6
Avg. Dist. to Rail [m]	11.0	4.9	2.4	1.2	3.5	4.8
Avg. Stride Freq. [Hz]	2.3	2.6	2.4	2.4	2.3	2.1
Avg. Stride Length [m]	5.5	7.3	7.6	7.3	7.2	6.8



- [ ] Ranking at each section and finish
- .-.- No data available at this section
- NA No data available