



# Sunshine Coast QLD Professional

## Race 4: DIGITAL VISION DIRECT BENCHMARK 62 Handicap - 2200m

22 December 2024 - 14:34



Track Rating: Soft 6, Weather: Fine, Rail Position: +12m Entire

Section		Overall	2000m	1800m	1600m	1400m	1200m	1000m	Last 600m				
Field Times		2:23.30 (0:17.30)	2:06.00 (0:11.94)	1:54.06 (0:11.97)	1:42.09 (0:11.85)	1:30.24 (0:12.69)	1:17.55 (0:13.03)	1:04.52 (0:13.38)	0:38.20				
Rank	TAB Horse/Jockey	Barrier	Top Speed [km/h]	Fastest Section									Distance Travelled [m]
1	6 RADEGAST Anthony Allen	1	62.4	0:11.92	2:23.30 [1] (0:17.92)	2:05.38 [7] (0:11.92)	1:53.46 [6] (0:12.19)	1:41.27 [6] (0:11.99)	1:29.28 [5] (0:12.61)	1:16.67 [5] (0:12.87)	1:03.80 [5] (0:13.19)	0:37.82	
2	8 SON OF SATONO Nikita Beriman	5	64.6	0:11.85	2:23.33 [2] (0:17.30)	2:06.03 [1] (0:11.94)	1:54.09 [1] (0:11.97)	1:42.12 [1] (0:11.85)	1:30.27 [1] (0:12.69)	1:17.58 [1] (0:13.03)	1:04.55 [1] (0:13.38)	0:38.23	+2
3	1 ARIZONA DREAMING Michael Rodd	2	63.0	0:11.89	2:23.63 [3] (0:17.56)	2:06.07 [3] (0:11.89)	1:54.18 [3] (0:12.07)	1:42.11 [3] (0:12.01)	1:30.10 [3] (0:12.49)	1:17.61 [3] (0:13.05)	1:04.56 [3] (0:13.32)	0:38.44	+3
4	7 SOKUDO Georgina Cartwright	9	62.9	0:11.81	2:24.03 [4] (0:18.88)	2:05.15 [10] (0:11.81)	1:53.34 [10] (0:12.15)	1:41.19 [10] (0:11.90)	1:29.29 [10] (0:12.48)	1:16.81 [10] (0:12.88)	1:03.93 [10] (0:13.16)	0:38.11	+3
5	5 BILPA MOREA Taylor Marshall	3	62.3	0:11.91	2:24.28 [5] (0:18.39)	2:05.89 [8] (0:11.98)	1:53.91 [8] (0:12.11)	1:41.80 [8] (0:11.91)	1:29.89 [8] (0:12.53)	1:17.36 [7] (0:12.89)	1:04.47 [8] (0:13.14)	0:38.61	+2
6	2 GIDDY GAN'S JOY Michael Cahill	6	62.9	0:12.00	2:24.40 [6] (0:17.92)	2:06.48 [6] (0:12.00)	1:54.48 [7] (0:12.27)	1:42.21 [7] (0:12.13)	1:30.08 [7] (0:12.71)	1:17.37 [8] (0:12.87)	1:04.50 [9] (0:13.23)	0:38.54	+12
7	9 NITROGLYCERINE Robbie Dolan	4	62.2	0:11.86	2:24.79 [7] (0:18.65)	2:06.14 [9] (0:11.86)	1:54.28 [9] (0:12.22)	1:42.06 [9] (0:11.97)	1:30.09 [9] (0:12.47)	1:17.62 [9] (0:12.46)	1:05.16 [6] (0:12.90)	0:39.43	+10
8	3 NIPPA'S NIGHTCAP Cejay Graham	7	63.0	0:12.00	2:24.82 [8] (0:17.66)	2:07.16 [4] (0:12.00)	1:55.16 [5] (0:12.29)	1:42.87 [5] (0:12.09)	1:30.78 [6] (0:12.70)	1:18.08 [6] (0:12.92)	1:05.16 [7] (0:13.14)	0:39.27	+11
9	4 MONASTERY Damien Thornton	10	63.9	0:11.91	2:26.64 [9] (0:17.47)	2:09.17 [2] (0:11.91)	1:57.26 [2] (0:12.15)	1:45.11 [4] (0:12.09)	1:33.02 [4] (0:12.75)	1:20.27 [4] (0:12.97)	1:07.30 [4] (0:13.30)	0:41.17	+9
10	10 HARLEY CHARLIE Madeleine Wishart	8	63.9	0:11.67	2:29.36 [10] (0:17.80)	2:11.56 [5] (0:11.67)	1:59.89 [4] (0:11.85)	1:48.04 [2] (0:11.93)	1:36.11 [2] (0:12.68)	1:23.43 [2] (0:13.08)	1:10.35 [2] (0:13.37)	0:43.71	+8

[ ] Ranking at each section and finish  
 -:-:- No data available at this section  
 NA No data available

SCN Saddle cloth number  
 DNF Did not finish  
 DNT Did not track



# Sunshine Coast QLD Professional

## Race 4: DIGITAL VISION DIRECT BENCHMARK 62 Handicap - 2200m

22 December 2024 - 14:34



Track Rating: Soft 6, Weather: Fine, Rail Position: +12m Entire

Section						800m	600m	400m	200m	Last 600m		
Field Times						0:51.14 (0:12.94)	0:38.20 (0:12.56)	0:25.64 (0:12.51)	0:13.13 (0:13.13)	0:38.20		
Rank	TAB	Horse/Jockey	Barrier	Top Speed [km/h]	Fastest Section					Margin	Distance Travelled [m]	
1	6	<b>RADEGAST</b> Anthony Allen	1	62.4	0:11.92	0:50.61 [6] (0:12.79)	0:37.82 [5] (0:12.61)	0:25.21 [3] (0:12.22)	0:12.99 [2] (0:12.99)	2:23.30	0:37.82	
2	8	<b>SON OF SATONO</b> Nikita Beriman	5	64.6	0:11.85	0:51.17 [1] (0:12.94)	0:38.23 [1] (0:12.56)	0:25.67 [1] (0:12.51)	0:13.16 [1] (0:13.16)	0.2L	0:38.23	+2
3	1	<b>ARIZONA DREAMING</b> Michael Rodd	2	63.0	0:11.89	0:51.24 [3] (0:12.80)	0:38.44 [2] (0:12.65)	0:25.79 [2] (0:12.51)	0:13.28 [3] (0:13.28)	2L	0:38.44	+3
4	7	<b>SOKUDO</b> Georgina Cartwright	9	62.9	0:11.81	0:50.77 [10] (0:12.66)	0:38.11 [10] (0:12.40)	0:25.71 [6] (0:12.40)	0:13.31 [4] (0:13.31)	4.3L	0:38.11	+3
5	5	<b>BILPA MOREA</b> Taylor Marshall	3	62.3	0:11.91	0:51.33 [8] (0:12.72)	0:38.61 [8] (0:12.72)	0:25.89 [8] (0:12.50)	0:13.39 [5] (0:13.39)	5.6L	0:38.61	+2
6	2	<b>GIDDY GAN'S JOY</b> Michael Cahill	6	62.9	0:12.00	0:51.27 [9] (0:12.73)	0:38.54 [9] (0:12.67)	0:25.87 [9] (0:12.44)	0:13.43 [6] (0:13.43)	6.1L	0:38.54	+12
7	9	<b>NITROGLYCERINE</b> Robbie Dolan	4	62.2	0:11.86	0:52.26 [4] (0:12.83)	0:39.43 [3] (0:12.86)	0:26.57 [4] (0:12.75)	0:13.82 [7] (0:13.82)	8.4L	0:39.43	+10
8	3	<b>NIPPA'S NIGHTCAP</b> Cejay Graham	7	63.0	0:12.00	0:52.02 [7] (0:12.75)	0:39.27 [6] (0:12.79)	0:26.48 [7] (0:12.70)	0:13.78 [8] (0:13.78)	8.6L	0:39.27	+11
9	4	<b>MONASTERY</b> Damien Thornton	10	63.9	0:11.91	0:54.00 [5] (0:12.83)	0:41.17 [4] (0:12.79)	0:28.38 [5] (0:13.06)	0:15.32 [9] (0:15.32)	19.1L	0:41.17	+9
10	10	<b>HARLEY CHARLIE</b> Madeleine Wishart	8	63.9	0:11.67	0:56.98 [2] (0:13.27)	0:43.71 [7] (0:13.68)	0:30.03 [10] (0:14.11)	0:15.92 [10] (0:15.92)	34.9L	0:43.71	+8

[ ] Ranking at each section and finish  
 -:-:- No data available at this section  
 NA No data available

SCN Saddle cloth number  
 DNF Did not finish  
 DNT Did not track



Horse/Jockey Name	Radegast
Final Rank	1
Fastest Section Time (Section)	0:11.92 (2000m)
Top Speed [km/h] (Section)	62.4 (Overall)
Race State	Finished



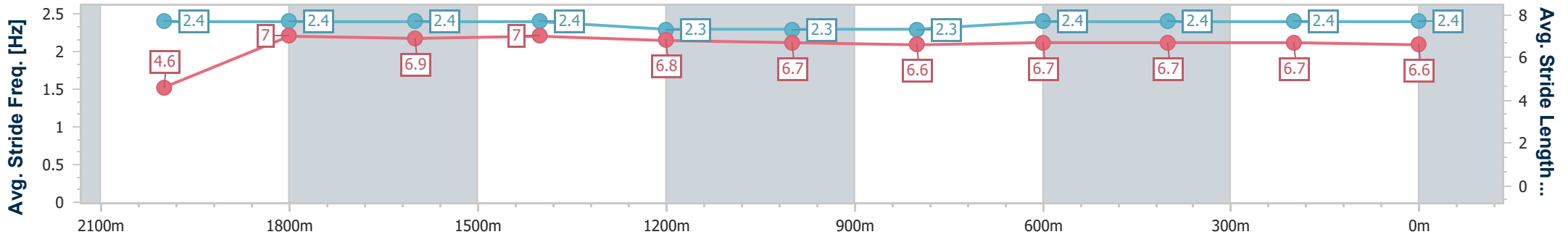
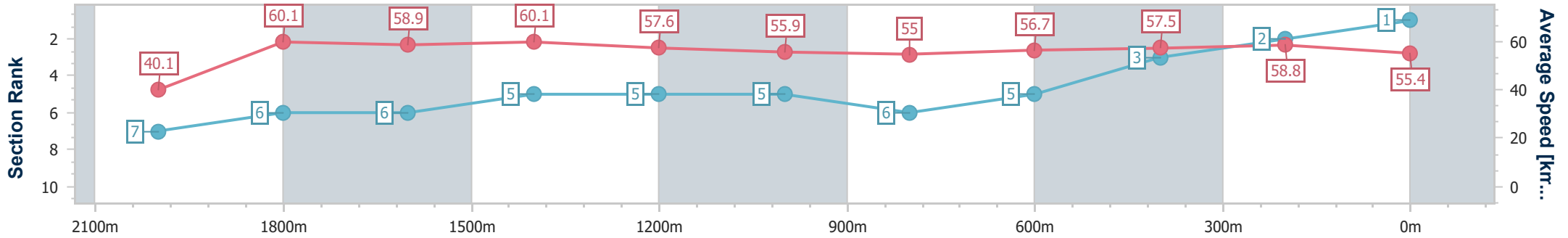
Sunshine Coast QLD Professional  
Race 4: DIGITAL VISION DIRECT BENCHMARK 62 Handicap - 2200m



22 December 2024 - 14:34

Track Rating: Soft 6, Weather: Fine, Rail Position: +12m Entire

Section	Overall	2000m	1800m	1600m	1400m	1200m	1000m	800m	600m	400m	200m
Section Times	2:23.30 [1] (0:17.92)	2:05.38 [7] (0:11.92)	1:53.46 [6] (0:12.19)	1:41.27 [6] (0:11.99)	1:29.28 [5] (0:12.61)	1:16.67 [5] (0:12.87)	1:03.80 [5] (0:13.19)	0:50.61 [6] (0:12.79)	0:37.82 [5] (0:12.61)	0:25.21 [3] (0:12.22)	0:12.99 [2] (0:12.99)
Average Speed [km/h]	40.1	60.1	58.9	60.1	57.6	55.9	55.0	56.7	57.5	58.8	55.4
Top Speed [km/h]	62.4	62.4	60.3	61.0	60.1	57.4	55.7	58.2	58.8	59.7	57.9
Avg. Dist. to Rail [m]	4.3	1.1	1.0	1.7	2.0	2.2	2.0	1.2	1.3	4.6	3.9
Avg. Stride Freq. [Hz]	2.4	2.4	2.4	2.4	2.3	2.3	2.3	2.4	2.4	2.4	2.4
Avg. Stride Length [m]	4.6	7.0	6.9	7.0	6.8	6.7	6.6	6.7	6.7	6.7	6.6



- [ ] Ranking at each section and finish
- .-.- No data available at this section
- NA No data available



Horse/Jockey Name	Son Of Satono
Final Rank	2
Fastest Section Time (Section)	0:11.85 (1600m)
Top Speed [km/h] (Section)	64.6 (Overall)
Race State	Finished



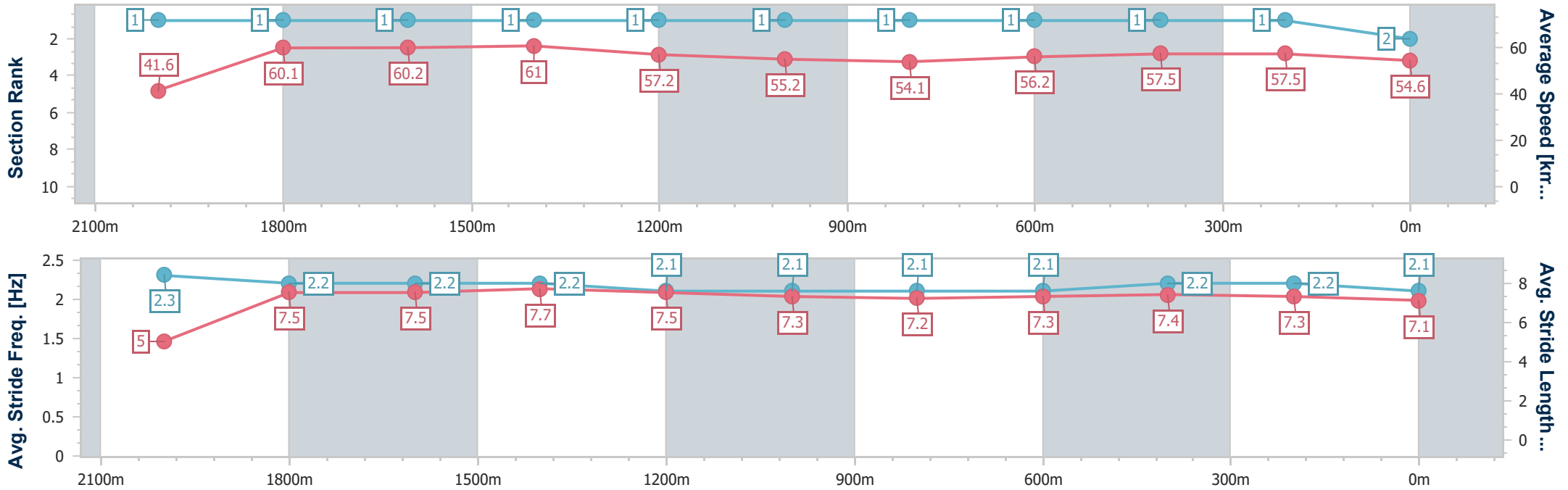
Sunshine Coast QLD Professional  
Race 4: DIGITAL VISION DIRECT BENCHMARK 62 Handicap - 2200m



22 December 2024 - 14:34

Track Rating: Soft 6, Weather: Fine, Rail Position: +12m Entire

Section	Overall	2000m	1800m	1600m	1400m	1200m	1000m	800m	600m	400m	200m
Section Times	2:23.33 [2] (0:17.30)	2:06.03 [1] (0:11.94)	1:54.09 [1] (0:11.97)	1:42.12 [1] (0:11.85)	1:30.27 [1] (0:12.69)	1:17.58 [1] (0:13.03)	1:04.55 [1] (0:13.38)	0:51.17 [1] (0:12.94)	0:38.23 [1] (0:12.56)	0:25.67 [1] (0:12.51)	0:13.16 [1] (0:13.16)
Average Speed [km/h]	41.6	60.1	60.2	61.0	57.2	55.2	54.1	56.2	57.5	57.5	54.6
Top Speed [km/h]	64.6	63.0	61.9	62.0	59.4	56.2	54.7	57.6	57.9	58.8	56.3
Avg. Dist. to Rail [m]	6.5	0.2	0.2	1.7	2.2	2.5	2.2	1.3	0.8	0.7	1.1
Avg. Stride Freq. [Hz]	2.3	2.2	2.2	2.2	2.1	2.1	2.1	2.1	2.2	2.2	2.1
Avg. Stride Length [m]	5.0	7.5	7.5	7.7	7.5	7.3	7.2	7.3	7.4	7.3	7.1



- [ ] Ranking at each section and finish
- .-.- No data available at this section
- NA No data available



Horse/Jockey Name	Arizona Dreaming
Final Rank	3
Fastest Section Time (Section)	0:11.89 (2000m)
Top Speed [km/h] (Section)	63.0 (Overall)
Race State	Finished



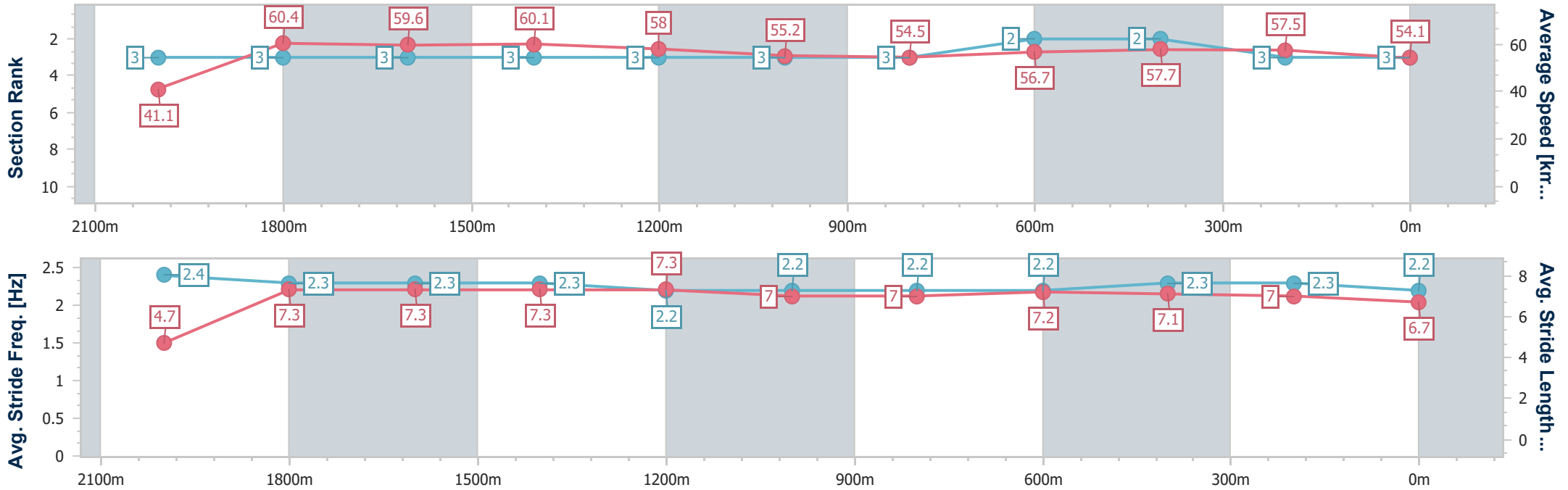
Sunshine Coast QLD Professional  
Race 4: DIGITAL VISION DIRECT BENCHMARK 62 Handicap - 2200m



22 December 2024 - 14:34

Track Rating: Soft 6, Weather: Fine, Rail Position: +12m Entire

Section	Overall	2000m	1800m	1600m	1400m	1200m	1000m	800m	600m	400m	200m
Section Times	2:23.63 [3] (0:17.56)	2:06.07 [3] (0:11.89)	1:54.18 [3] (0:12.07)	1:42.11 [3] (0:12.01)	1:30.10 [3] (0:12.49)	1:17.61 [3] (0:13.05)	1:04.56 [3] (0:13.32)	0:51.24 [3] (0:12.80)	0:38.44 [2] (0:12.65)	0:25.79 [2] (0:12.51)	0:13.28 [3] (0:13.28)
Average Speed [km/h]	41.1	60.4	59.6	60.1	58.0	55.2	54.5	56.7	57.7	57.5	54.1
Top Speed [km/h]	63.0	62.8	60.8	61.0	61.0	56.6	55.3	58.1	58.3	58.2	57.1
Avg. Dist. to Rail [m]	4.9	0.5	0.3	1.4	2.1	2.3	2.1	1.3	2.0	2.2	2.0
Avg. Stride Freq. [Hz]	2.4	2.3	2.3	2.3	2.2	2.2	2.2	2.2	2.3	2.3	2.2
Avg. Stride Length [m]	4.7	7.3	7.3	7.3	7.3	7.0	7.0	7.2	7.1	7.0	6.7



- [ ] Ranking at each section and finish
- .-.- No data available at this section
- NA No data available



Horse/Jockey Name	Sokudo
Final Rank	4
Fastest Section Time (Section)	0:11.81 (2000m)
Top Speed [km/h] (Section)	62.9 (Overall)
Race State	Finished



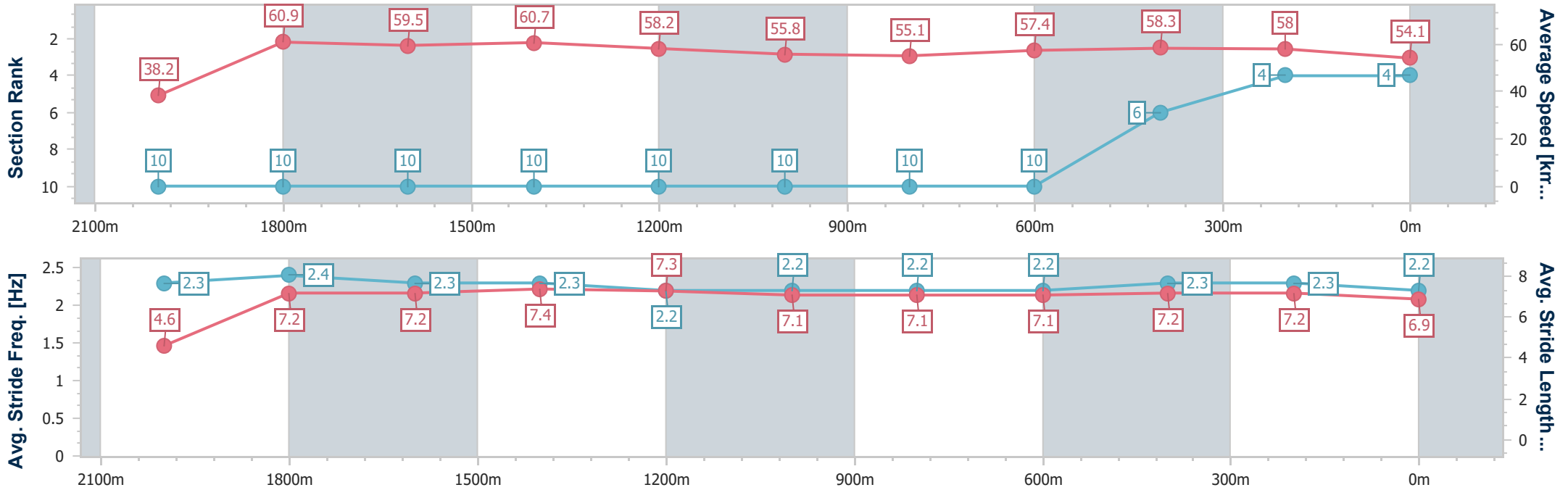
Sunshine Coast QLD Professional  
Race 4: DIGITAL VISION DIRECT BENCHMARK 62 Handicap - 2200m



22 December 2024 - 14:34

Track Rating: Soft 6, Weather: Fine, Rail Position: +12m Entire

Section	Overall	2000m	1800m	1600m	1400m	1200m	1000m	800m	600m	400m	200m
Section Times	2:24.03 [4] (0:18.88)	2:05.15 [10] (0:11.81)	1:53.34 [10] (0:12.15)	1:41.19 [10] (0:11.90)	1:29.29 [10] (0:12.48)	1:16.81 [10] (0:12.88)	1:03.93 [10] (0:13.16)	0:50.77 [10] (0:12.66)	0:38.11 [10] (0:12.40)	0:25.71 [6] (0:12.40)	0:13.31 [4] (0:13.31)
Average Speed [km/h]	38.2	60.9	59.5	60.7	58.2	55.8	55.1	57.4	58.3	58.0	54.1
Top Speed [km/h]	62.9	62.5	62.3	61.1	61.2	57.0	56.0	58.7	58.8	58.8	56.7
Avg. Dist. to Rail [m]	4.7	0.3	0.8	1.9	2.1	2.4	2.2	1.4	0.5	1.1	2.5
Avg. Stride Freq. [Hz]	2.3	2.4	2.3	2.3	2.2	2.2	2.2	2.2	2.3	2.3	2.2
Avg. Stride Length [m]	4.6	7.2	7.2	7.4	7.3	7.1	7.1	7.1	7.2	7.2	6.9



- [ ] Ranking at each section and finish
- .-.- No data available at this section
- NA No data available



Horse/Jockey Name	Bilpa Morea
Final Rank	5
Fastest Section Time (Section)	0:11.91 (1600m)
Top Speed [km/h] (Section)	62.3 (Overall)
Race State	Finished



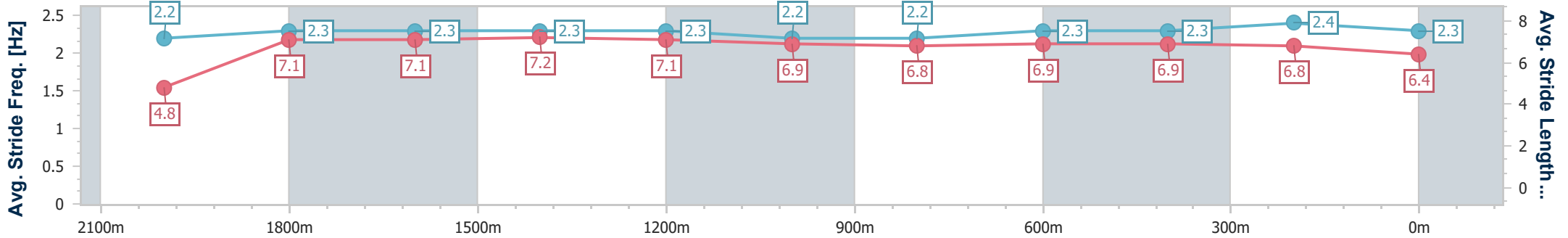
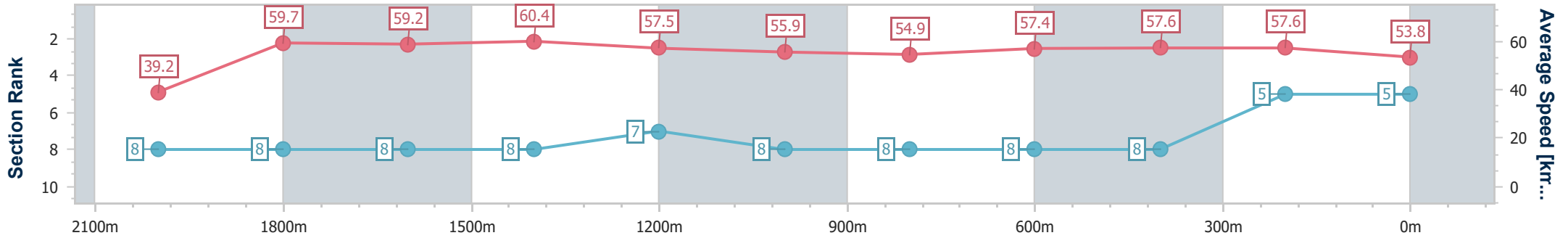
Sunshine Coast QLD Professional  
Race 4: DIGITAL VISION DIRECT BENCHMARK 62 Handicap - 2200m



22 December 2024 - 14:34

Track Rating: Soft 6, Weather: Fine, Rail Position: +12m Entire

Section	Overall	2000m	1800m	1600m	1400m	1200m	1000m	800m	600m	400m	200m
Section Times	2:24.28 [5] (0:18.39)	2:05.89 [8] (0:11.98)	1:53.91 [8] (0:12.11)	1:41.80 [8] (0:11.91)	1:29.89 [8] (0:12.53)	1:17.36 [7] (0:12.89)	1:04.47 [8] (0:13.14)	0:51.33 [8] (0:12.72)	0:38.61 [8] (0:12.72)	0:25.89 [8] (0:12.50)	0:13.39 [5] (0:13.39)
Average Speed [km/h]	39.2	59.7	59.2	60.4	57.5	55.9	54.9	57.4	57.6	57.6	53.8
Top Speed [km/h]	62.3	61.8	60.4	61.5	60.7	57.1	56.0	58.6	58.7	58.6	56.6
Avg. Dist. to Rail [m]	4.6	0.8	1.1	0.5	0.8	1.0	1.0	2.1	3.3	2.9	4.2
Avg. Stride Freq. [Hz]	2.2	2.3	2.3	2.3	2.3	2.2	2.2	2.3	2.3	2.4	2.3
Avg. Stride Length [m]	4.8	7.1	7.1	7.2	7.1	6.9	6.8	6.9	6.9	6.8	6.4



- [ ] Ranking at each section and finish
- .-.- No data available at this section
- NA No data available



Horse/Jockey Name	Giddy Gan's Joy
Final Rank	6
Fastest Section Time (Section)	0:12.00 (2000m)
Top Speed [km/h] (Section)	62.9 (Overall)
Race State	Finished



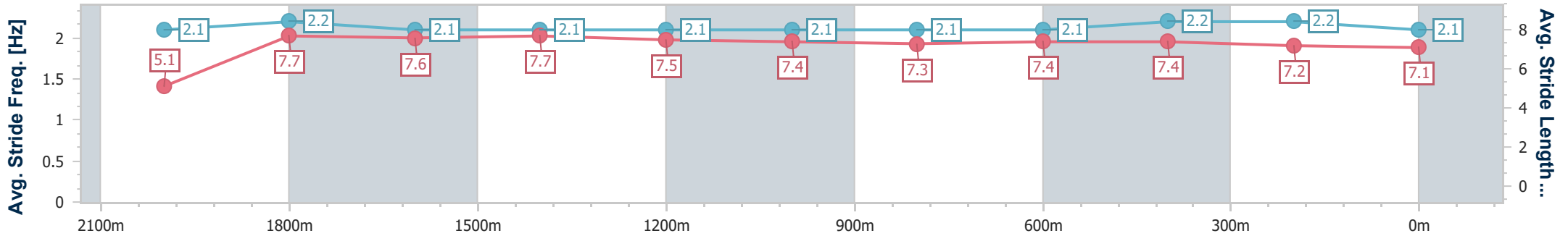
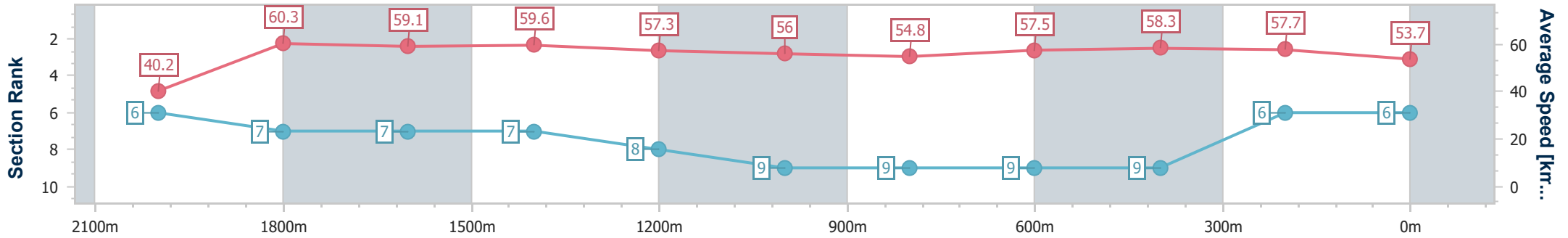
Sunshine Coast QLD Professional  
Race 4: DIGITAL VISION DIRECT BENCHMARK 62 Handicap - 2200m



22 December 2024 - 14:34

Track Rating: Soft 6, Weather: Fine, Rail Position: +12m Entire

Section	Overall	2000m	1800m	1600m	1400m	1200m	1000m	800m	600m	400m	200m
Section Times	2:24.40 [6] (0:17.92)	2:06.48 [6] (0:12.00)	1:54.48 [7] (0:12.27)	1:42.21 [7] (0:12.13)	1:30.08 [7] (0:12.71)	1:17.37 [8] (0:12.87)	1:04.50 [9] (0:13.23)	0:51.27 [9] (0:12.73)	0:38.54 [9] (0:12.67)	0:25.87 [9] (0:12.44)	0:13.43 [6] (0:13.43)
Average Speed [km/h]	40.2	60.3	59.1	59.6	57.3	56.0	54.8	57.5	58.3	57.7	53.7
Top Speed [km/h]	62.9	62.9	60.4	60.4	59.8	57.8	56.2	58.5	58.8	58.8	56.6
Avg. Dist. to Rail [m]	5.6	0.7	1.4	2.7	2.9	3.1	3.3	2.9	3.6	5.6	5.4
Avg. Stride Freq. [Hz]	2.1	2.2	2.1	2.1	2.1	2.1	2.1	2.1	2.2	2.2	2.1
Avg. Stride Length [m]	5.1	7.7	7.6	7.7	7.5	7.4	7.3	7.4	7.4	7.2	7.1



- [ ] Ranking at each section and finish
- .-.- No data available at this section
- NA No data available





Horse/Jockey Name	Nitroglycerine
Final Rank	7
Fastest Section Time (Section)	0:11.86 (2000m)
Top Speed [km/h] (Section)	62.2 (Overall)
Race State	Finished



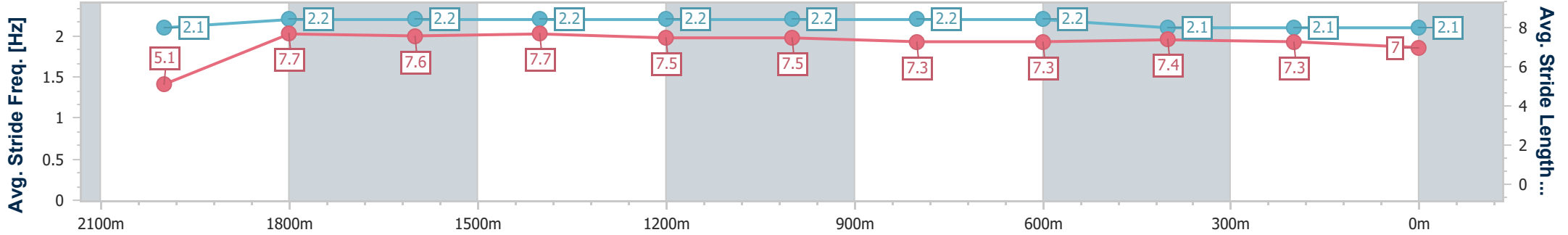
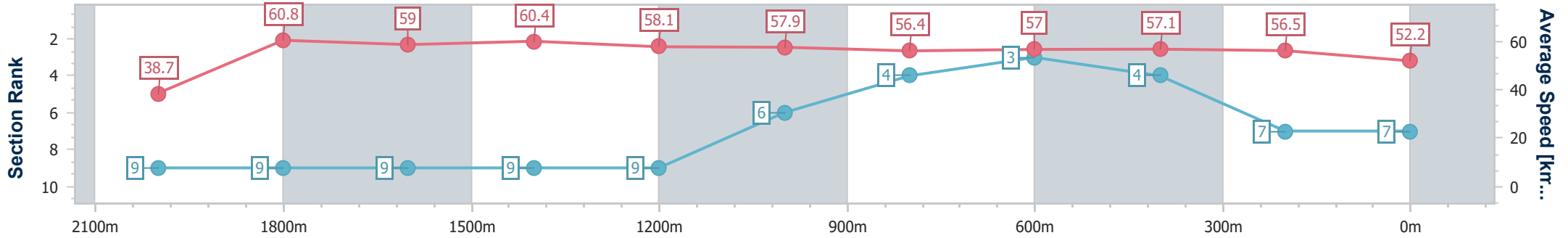
Sunshine Coast QLD Professional  
Race 4: DIGITAL VISION DIRECT BENCHMARK 62 Handicap - 2200m



22 December 2024 - 14:34

Track Rating: Soft 6, Weather: Fine, Rail Position: +12m Entire

Section	Overall	2000m	1800m	1600m	1400m	1200m	1000m	800m	600m	400m	200m
Section Times	2:24.79 [7] (0:18.65)	2:06.14 [9] (0:11.86)	1:54.28 [9] (0:12.22)	1:42.06 [9] (0:11.97)	1:30.09 [9] (0:12.47)	1:17.62 [9] (0:12.46)	1:05.16 [6] (0:12.90)	0:52.26 [4] (0:12.83)	0:39.43 [3] (0:12.86)	0:26.57 [4] (0:12.75)	0:13.82 [7] (0:13.82)
Average Speed [km/h]	38.7	60.8	59.0	60.4	58.1	57.9	56.4	57.0	57.1	56.5	52.2
Top Speed [km/h]	62.2	62.1	60.3	61.1	60.8	59.0	57.4	57.7	58.1	57.5	55.1
Avg. Dist. to Rail [m]	5.1	0.4	0.5	1.9	2.6	3.7	3.2	2.9	3.6	3.8	4.2
Avg. Stride Freq. [Hz]	2.1	2.2	2.2	2.2	2.2	2.2	2.2	2.2	2.1	2.1	2.1
Avg. Stride Length [m]	5.1	7.7	7.6	7.7	7.5	7.5	7.3	7.3	7.4	7.3	7.0



- [ ] Ranking at each section and finish
- .-.- No data available at this section
- NA No data available



Horse/Jockey Name	Nippa's Nightcap
Final Rank	8
Fastest Section Time (Section)	0:12.00 (2000m)
Top Speed [km/h] (Section)	63.0 (Overall)
Race State	Finished



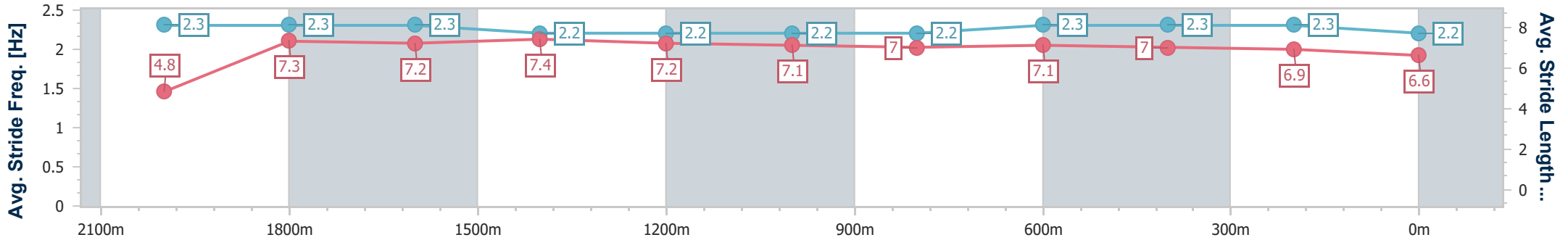
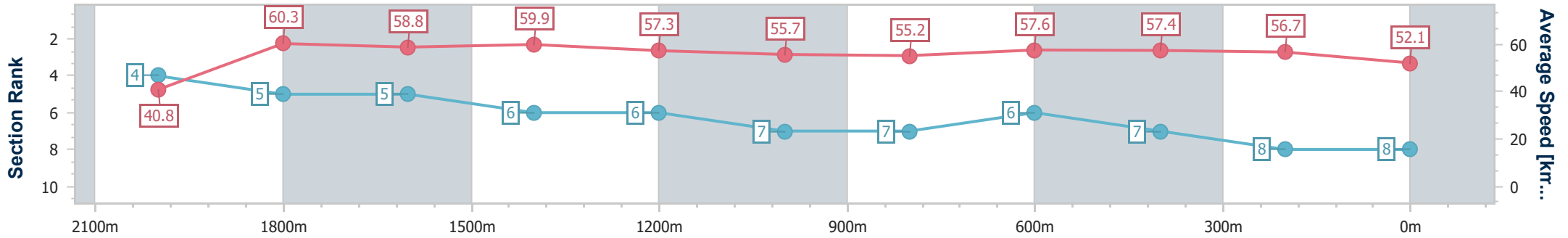
Sunshine Coast QLD Professional  
Race 4: DIGITAL VISION DIRECT BENCHMARK 62 Handicap - 2200m



22 December 2024 - 14:34

Track Rating: Soft 6, Weather: Fine, Rail Position: +12m Entire

Section	Overall	2000m	1800m	1600m	1400m	1200m	1000m	800m	600m	400m	200m
Section Times	2:24.82 [8] (0:17.66)	2:07.16 [4] (0:12.00)	1:55.16 [5] (0:12.29)	1:42.87 [5] (0:12.09)	1:30.78 [6] (0:12.70)	1:18.08 [6] (0:12.92)	1:05.16 [7] (0:13.14)	0:52.02 [7] (0:12.75)	0:39.27 [6] (0:12.79)	0:26.48 [7] (0:12.70)	0:13.78 [8] (0:13.78)
Average Speed [km/h]	40.8	60.3	58.8	59.9	57.3	55.7	55.2	57.6	57.4	56.7	52.1
Top Speed [km/h]	63.0	62.5	60.0	60.8	59.5	57.2	56.5	58.7	58.4	57.6	55.1
Avg. Dist. to Rail [m]	6.5	0.9	1.0	2.3	2.9	3.1	3.3	3.3	3.2	4.0	4.3
Avg. Stride Freq. [Hz]	2.3	2.3	2.3	2.2	2.2	2.2	2.2	2.3	2.3	2.3	2.2
Avg. Stride Length [m]	4.8	7.3	7.2	7.4	7.2	7.1	7.0	7.1	7.0	6.9	6.6



- [ ] Ranking at each section and finish
- .-.- No data available at this section
- NA No data available



Horse/Jockey Name	Monastery
Final Rank	9
Fastest Section Time (Section)	0:11.91 (2000m)
Top Speed [km/h] (Section)	63.9 (Overall)
Race State	Finished



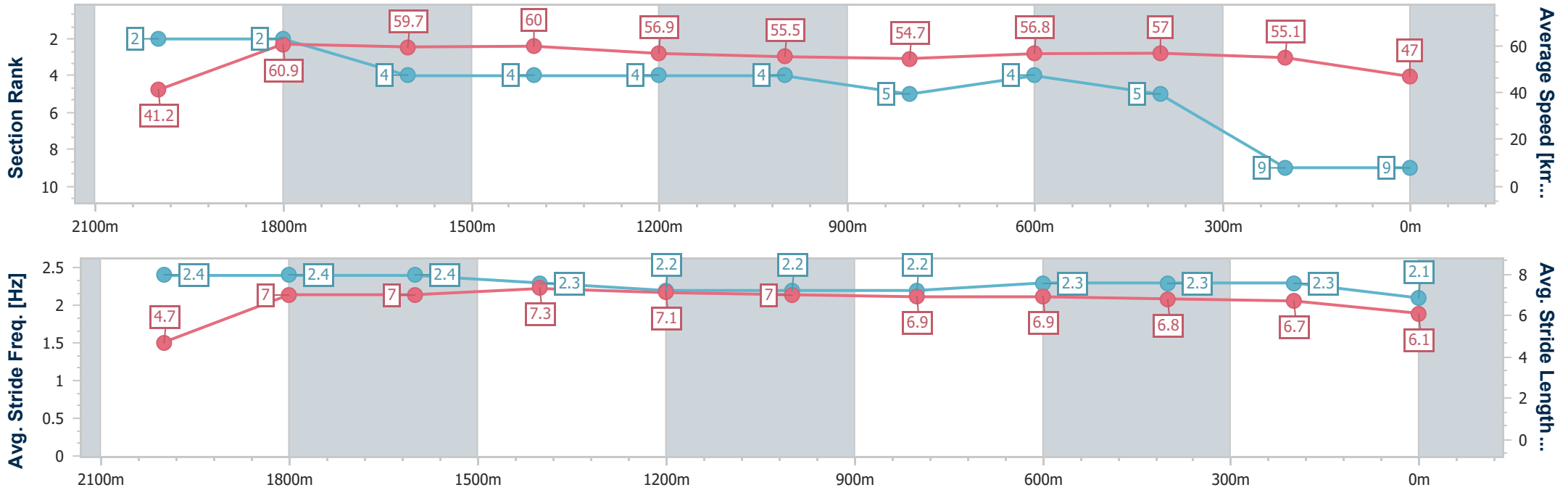
Sunshine Coast QLD Professional  
Race 4: DIGITAL VISION DIRECT BENCHMARK 62 Handicap - 2200m



22 December 2024 - 14:34

Track Rating: Soft 6, Weather: Fine, Rail Position: +12m Entire

Section	Overall	2000m	1800m	1600m	1400m	1200m	1000m	800m	600m	400m	200m
Section Times	2:26.64 [9] (0:17.47)	2:09.17 [2] (0:11.91)	1:57.26 [2] (0:12.15)	1:45.11 [4] (0:12.09)	1:33.02 [4] (0:12.75)	1:20.27 [4] (0:12.97)	1:07.30 [4] (0:13.30)	0:54.00 [5] (0:12.83)	0:41.17 [4] (0:12.79)	0:28.38 [5] (0:13.06)	0:15.32 [9] (0:15.32)
Average Speed [km/h]	41.2	60.9	59.7	60.0	56.9	55.5	54.7	56.8	57.0	55.1	47.0
Top Speed [km/h]	63.9	63.5	60.7	60.4	59.5	57.1	55.1	58.7	59.0	56.8	53.5
Avg. Dist. to Rail [m]	8.8	1.3	1.4	2.1	2.9	3.2	3.0	2.6	2.0	3.4	4.1
Avg. Stride Freq. [Hz]	2.4	2.4	2.4	2.3	2.2	2.2	2.2	2.3	2.3	2.3	2.1
Avg. Stride Length [m]	4.7	7.0	7.0	7.3	7.1	7.0	6.9	6.9	6.8	6.7	6.1



- [ ] Ranking at each section and finish
- .-.- No data available at this section
- NA No data available



Horse/Jockey Name	Harley Charlie
Final Rank	10
Fastest Section Time (Section)	0:11.67 (2000m)
Top Speed [km/h] (Section)	63.9 (Overall)
Race State	Finished



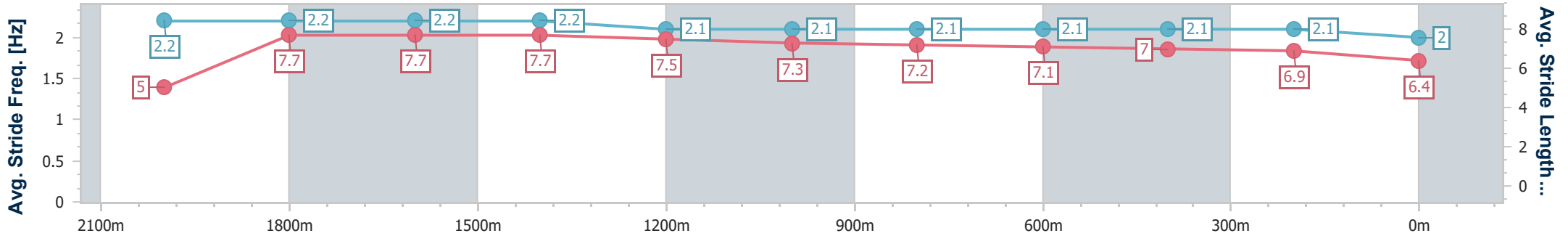
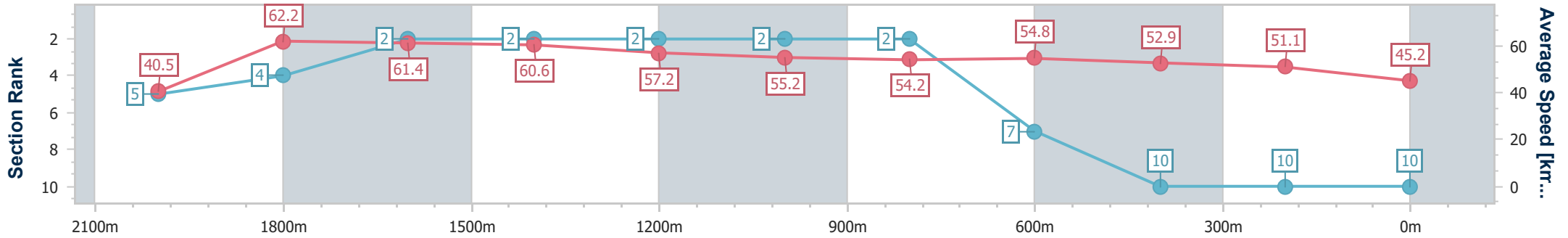
Sunshine Coast QLD Professional  
Race 4: DIGITAL VISION DIRECT BENCHMARK 62 Handicap - 2200m



22 December 2024 - 14:34

Track Rating: Soft 6, Weather: Fine, Rail Position: +12m Entire

Section	Overall	2000m	1800m	1600m	1400m	1200m	1000m	800m	600m	400m	200m
Section Times	2:29.36 [10] (0:17.80)	2:11.56 [5] (0:11.67)	1:59.89 [4] (0:11.85)	1:48.04 [2] (0:11.93)	1:36.11 [2] (0:12.68)	1:23.43 [2] (0:13.08)	1:10.35 [2] (0:13.37)	0:56.98 [2] (0:13.27)	0:43.71 [7] (0:13.68)	0:30.03 [10] (0:14.11)	0:15.92 [10] (0:15.92)
Average Speed [km/h]	40.5	62.2	61.4	60.6	57.2	55.2	54.2	54.8	52.9	51.1	45.2
Top Speed [km/h]	63.9	63.5	62.3	61.6	59.1	57.2	55.0	55.7	54.1	52.1	49.0
Avg. Dist. to Rail [m]	7.4	1.4	1.8	2.4	2.9	3.2	2.9	2.0	0.9	2.4	2.2
Avg. Stride Freq. [Hz]	2.2	2.2	2.2	2.2	2.1	2.1	2.1	2.1	2.1	2.1	2.0
Avg. Stride Length [m]	5.0	7.7	7.7	7.7	7.5	7.3	7.2	7.1	7.0	6.9	6.4



- [ ] Ranking at each section and finish
- .-.- No data available at this section
- NA No data available