



Sunshine Coast QLD Professional

Race 1: SAMUEL SMITH & SON Maiden Plate - 1000m

22 December 2024 - 12:50



Track Rating: Soft 6, Weather: Fine, Rail Position: +12m Entire

Section											Last 600m		
Field Times		Overall	800m	600m	400m	200m						0:35.32	
		0:59.11 (0:13.09)	0:46.02 (0:10.70)	0:35.32 (0:11.25)	0:24.07 (0:11.59)	0:12.48 (0:12.48)							
Rank	TAB	Horse/Jockey	Barrier	Top Speed [km/h]	Fastest Section	Overall	800m	600m	400m	200m	Margin	Last 600m	Distance Travelled [m]
1	8	BELLE AFFAIR Georgina Cartwright	2	70.5 800m	0:10.60 800m	0:59.11 [1] (0:13.21)	0:45.90 [5] (0:10.60)	0:35.30 [2] (0:11.34)	0:23.96 [2] (0:11.55)	0:12.41 [2] (0:12.41)	0:59.11	0:35.30	
2	1	SAFETY ROPE Shania Willis	1	71.0 Overall	0:10.62 800m	0:59.17 [2] (0:13.17)	0:46.00 [3] (0:10.62)	0:35.38 [1] (0:11.25)	0:24.13 [1] (0:11.59)	0:12.54 [1] (0:12.54)	0.3L	0:35.38	-3
3	5	DAISY'S PRIDE Siobhan Rutledge	10	70.8 800m	0:10.63 800m	0:59.26 [3] (0:14.07)	0:45.19 [10] (0:10.63)	0:34.56 [9] (0:11.38)	0:23.18 [9] (0:11.12)	0:12.06 [5] (0:12.06)	0.7L	0:34.56	+6
4	6	KINOSHITA Morgan Butler	9	70.4 800m	0:10.56 800m	0:59.49 [4] (0:13.49)	0:46.00 [7] (0:10.56)	0:35.44 [5] (0:11.27)	0:24.17 [3] (0:11.66)	0:12.51 [3] (0:12.51)	2L	0:35.44	-2
5	7	SHE'S SO SWANK Anthony Allen	8	68.4 800m	0:10.81 800m	0:59.84 [5] (0:13.40)	0:46.44 [6] (0:10.81)	0:35.63 [6] (0:11.33)	0:24.30 [5] (0:11.53)	0:12.77 [4] (0:12.77)	4L	0:35.63	-1
6	4	MISTER BLAZE Dale Smith	3	68.9 800m	0:10.77 800m	0:59.86 [6] (0:13.79)	0:46.07 [8] (0:10.77)	0:35.30 [8] (0:11.25)	0:24.05 [7] (0:11.53)	0:12.52 [7] (0:12.52)	4.1L	0:35.30	-1
7	2	HANEY Madeleine Wishart	4	69.3 800m	0:10.81 800m	1:00.36 [7] (0:13.19)	0:47.17 [4] (0:10.81)	0:36.36 [4] (0:11.53)	0:24.83 [4] (0:11.70)	0:13.13 [6] (0:13.13)	6.9L	0:36.36	+1
8	12	LUCIFER THE CAT Michael Murphy	6	67.0 800m	0:11.06 800m	1:00.68 [8] (0:13.86)	0:46.82 [9] (0:11.06)	0:35.76 [10] (0:11.52)	0:24.24 [10] (0:11.64)	0:12.60 [9] (0:12.60)	8.7L	0:35.76	+0
9	11	DINOSPHERE Minonette Kennedy	5	68.9 Overall	0:11.15 800m	1:01.79 [9] (0:13.17)	0:48.62 [2] (0:11.15)	0:37.47 [7] (0:11.75)	0:25.72 [8] (0:12.16)	0:13.56 [10] (0:13.56)	15.2L	0:37.47	+4
10	9	BOBBI DARLIN' Erin Molloy	7	70.3 800m	0:10.88 800m	1:01.80 [10] (0:13.09)	0:48.71 [1] (0:10.88)	0:37.83 [3] (0:11.76)	0:26.07 [6] (0:12.30)	0:13.77 [8] (0:13.77)	15.3L	0:37.83	+6

Scratched: Rare And Reliable (#10), Innervisions (#3)

[] Ranking at each section and finish
 -:-:- No data available at this section
 NA No data available

SCN Saddle cloth number
 DNF Did not finish
 DNT Did not track



Horse/Jockey Name	Belle Affair
Final Rank	1
Fastest Section Time (Section)	0:10.60 (800m)
Top Speed [km/h] (Section)	70.5 (800m)
Race State	Finished



Sunshine Coast QLD Professional

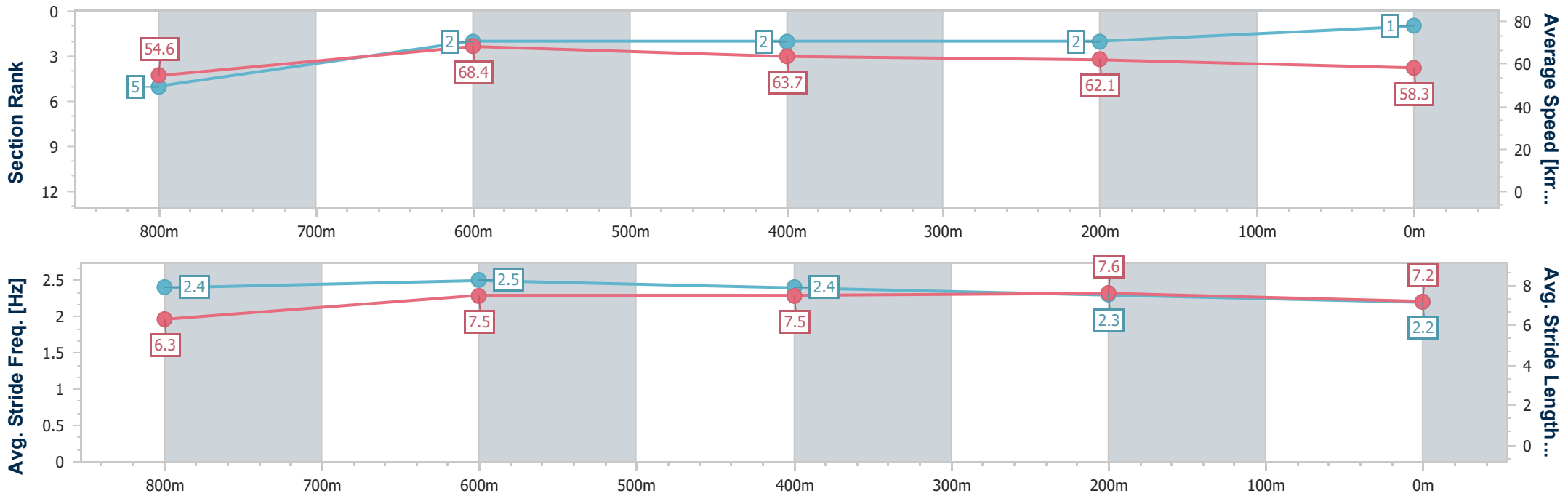
Race 1: SAMUEL SMITH & SON Maiden Plate - 1000m



22 December 2024 - 12:50

Track Rating: Soft 6, Weather: Fine, Rail Position: +12m Entire

Section	Overall	800m	600m	400m	200m
Section Times	0:59.11 [1] (0:13.21)	0:45.90 [5] (0:10.60)	0:35.30 [2] (0:11.34)	0:23.96 [2] (0:11.55)	0:12.41 [2] (0:12.41)
Average Speed [km/h]	54.6	68.4	63.7	62.1	58.3
Top Speed [km/h]	69.8	70.5	66.4	64.3	60.9
Avg. Dist. to Rail [m]	2.7	2.0	0.8	1.5	3.3
Avg. Stride Freq. [Hz]	2.4	2.5	2.4	2.3	2.2
Avg. Stride Length [m]	6.3	7.5	7.5	7.6	7.2



- [] Ranking at each section and finish
- .-.- No data available at this section
- NA No data available



Horse/Jockey Name	Safety Rope
Final Rank	2
Fastest Section Time (Section)	0:10.62 (800m)
Top Speed [km/h] (Section)	71.0 (Overall)
Race State	Finished



Sunshine Coast QLD Professional

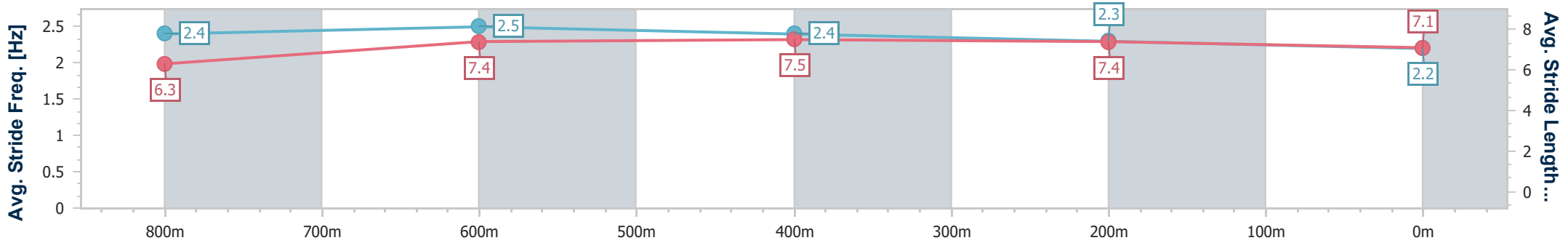
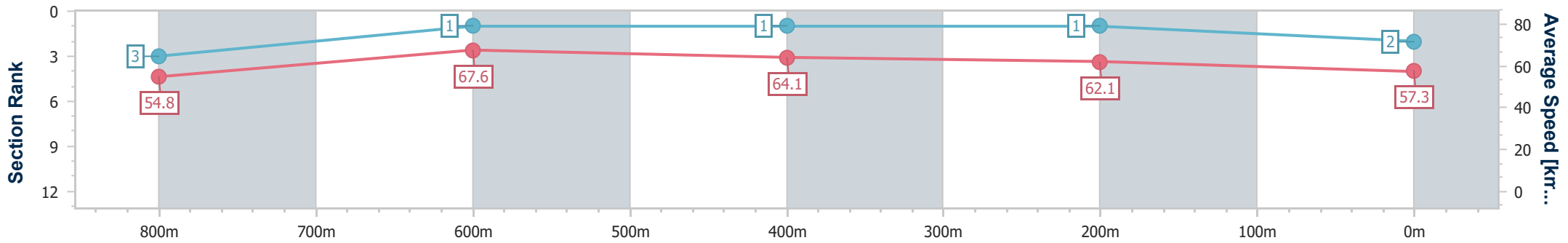
Race 1: SAMUEL SMITH & SON Maiden Plate - 1000m



22 December 2024 - 12:50

Track Rating: Soft 6, Weather: Fine, Rail Position: +12m Entire

Section	Overall	800m	600m	400m	200m
Section Times	0:59.17 [2] (0:13.17)	0:46.00 [3] (0:10.62)	0:35.38 [1] (0:11.25)	0:24.13 [1] (0:11.59)	0:12.54 [1] (0:12.54)
Average Speed [km/h]	54.8	67.6	64.1	62.1	57.3
Top Speed [km/h]	71.0	70.7	66.2	64.1	60.5
Avg. Dist. to Rail [m]	1.3	0.7	0.3	0.3	0.1
Avg. Stride Freq. [Hz]	2.4	2.5	2.4	2.3	2.2
Avg. Stride Length [m]	6.3	7.4	7.5	7.4	7.1



- [] Ranking at each section and finish
- .-.- No data available at this section
- NA No data available



Horse/Jockey Name	Daisy's Pride
Final Rank	3
Fastest Section Time (Section)	0:10.63 (800m)
Top Speed [km/h] (Section)	70.8 (800m)
Race State	Finished



Sunshine Coast QLD Professional

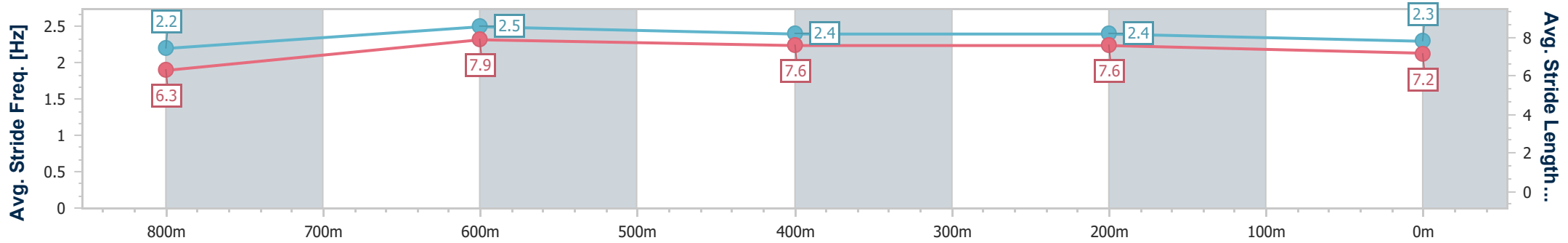
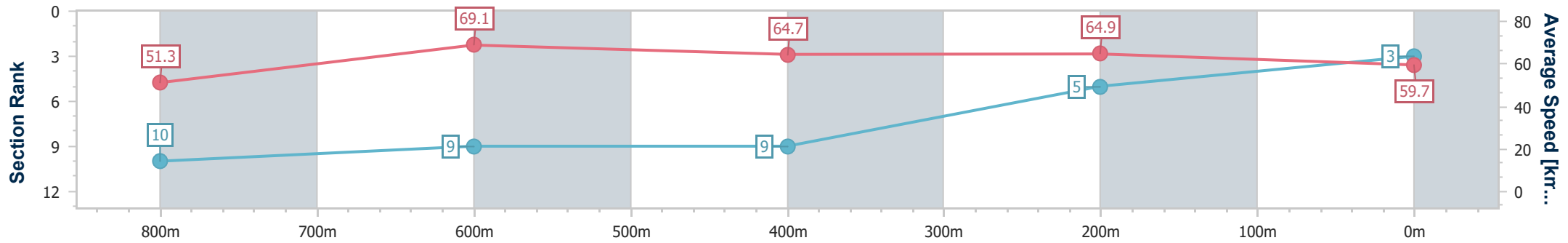
Race 1: SAMUEL SMITH & SON Maiden Plate - 1000m



22 December 2024 - 12:50

Track Rating: Soft 6, Weather: Fine, Rail Position: +12m Entire

Section	Overall	800m	600m	400m	200m
Section Times	0:59.26 [3] (0:14.07)	0:45.19 [10] (0:10.63)	0:34.56 [9] (0:11.38)	0:23.18 [9] (0:11.12)	0:12.06 [5] (0:12.06)
Average Speed [km/h]	51.3	69.1	64.7	64.9	59.7
Top Speed [km/h]	67.5	70.8	68.3	66.5	62.5
Avg. Dist. to Rail [m]	7.5	4.4	4.2	3.8	3.8
Avg. Stride Freq. [Hz]	2.2	2.5	2.4	2.4	2.3
Avg. Stride Length [m]	6.3	7.9	7.6	7.6	7.2



- [] Ranking at each section and finish
- .-.- No data available at this section
- NA No data available



Horse/Jockey Name	Kinoshita
Final Rank	4
Fastest Section Time (Section)	0:10.56 (800m)
Top Speed [km/h] (Section)	70.4 (800m)
Race State	Finished



Sunshine Coast QLD Professional

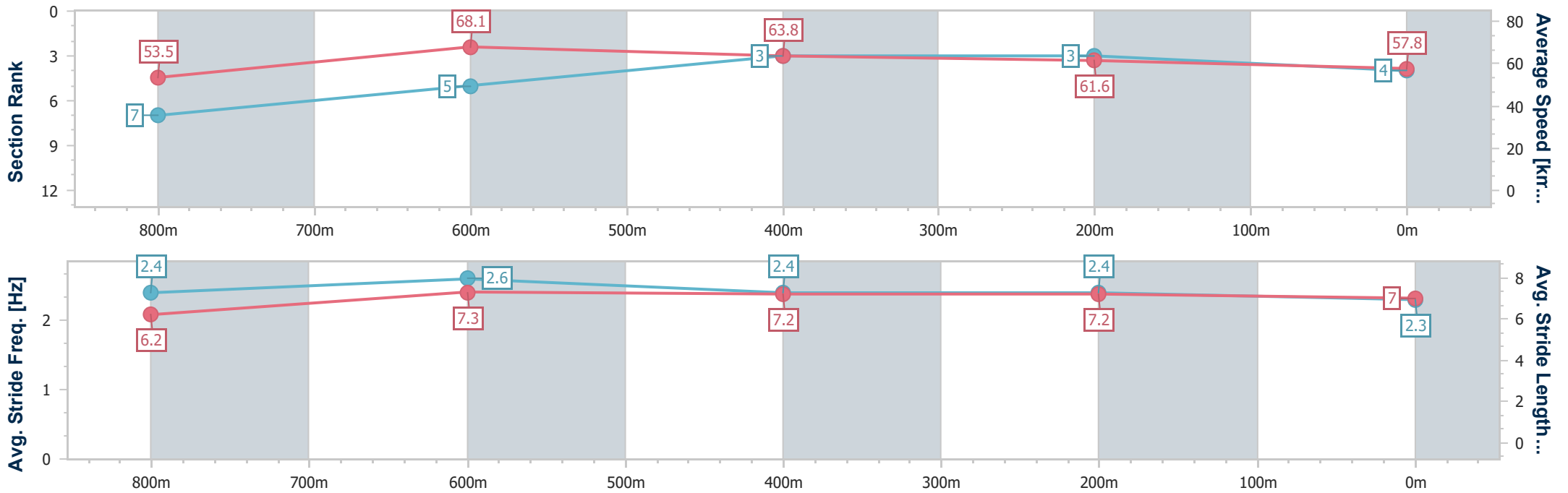
Race 1: SAMUEL SMITH & SON Maiden Plate - 1000m



22 December 2024 - 12:50

Track Rating: Soft 6, Weather: Fine, Rail Position: +12m Entire

Section	Overall	800m	600m	400m	200m
Section Times	0:59.49 [4] (0:13.49)	0:46.00 [7] (0:10.56)	0:35.44 [5] (0:11.27)	0:24.17 [3] (0:11.66)	0:12.51 [3] (0:12.51)
Average Speed [km/h]	53.5	68.1	63.8	61.6	57.8
Top Speed [km/h]	69.6	70.4	65.6	64.9	60.7
Avg. Dist. to Rail [m]	6.6	0.8	0.4	0.7	0.2
Avg. Stride Freq. [Hz]	2.4	2.6	2.4	2.4	2.3
Avg. Stride Length [m]	6.2	7.3	7.2	7.2	7.0



- [] Ranking at each section and finish
- .-.- No data available at this section
- NA No data available



Horse/Jockey Name	She's So Swank
Final Rank	5
Fastest Section Time (Section)	0:10.81 (800m)
Top Speed [km/h] (Section)	68.4 (800m)
Race State	Finished



Sunshine Coast QLD Professional

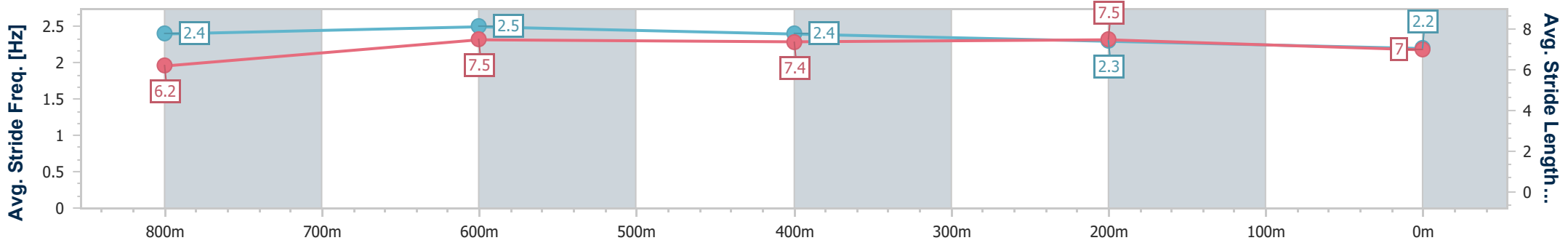
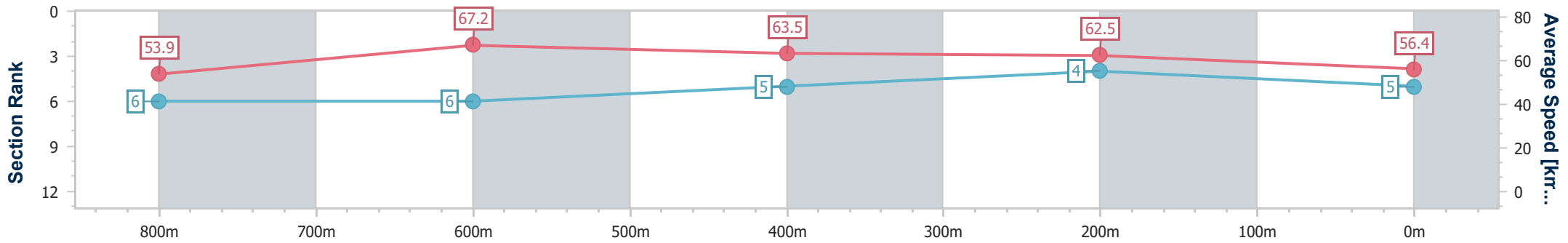
Race 1: SAMUEL SMITH & SON Maiden Plate - 1000m



22 December 2024 - 12:50

Track Rating: Soft 6, Weather: Fine, Rail Position: +12m Entire

Section	Overall	800m	600m	400m	200m
Section Times	0:59.84 [5] (0:13.40)	0:46.44 [6] (0:10.81)	0:35.63 [6] (0:11.33)	0:24.30 [5] (0:11.53)	0:12.77 [4] (0:12.77)
Average Speed [km/h]	53.9	67.2	63.5	62.5	56.4
Top Speed [km/h]	66.6	68.4	65.6	64.1	59.7
Avg. Dist. to Rail [m]	6.9	2.4	0.4	1.4	1.6
Avg. Stride Freq. [Hz]	2.4	2.5	2.4	2.3	2.2
Avg. Stride Length [m]	6.2	7.5	7.4	7.5	7.0



- [] Ranking at each section and finish
- .-.- No data available at this section
- NA No data available



Horse/Jockey Name	Mister Blaze
Final Rank	6
Fastest Section Time (Section)	0:10.77 (800m)
Top Speed [km/h] (Section)	68.9 (800m)
Race State	Finished



Sunshine Coast QLD Professional

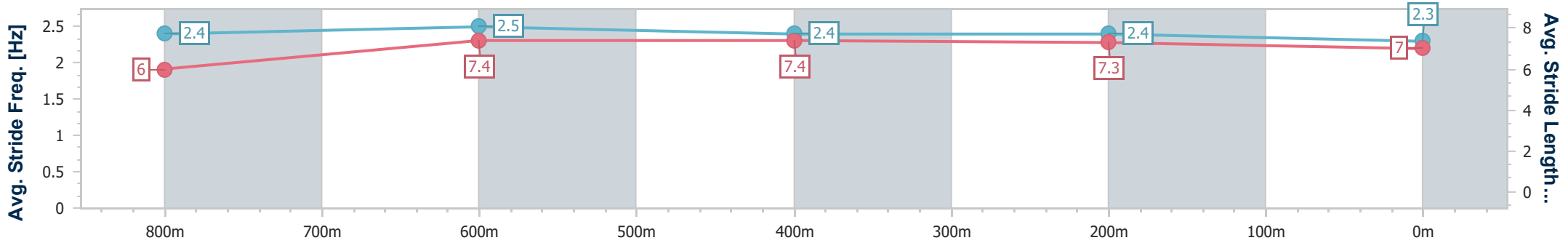
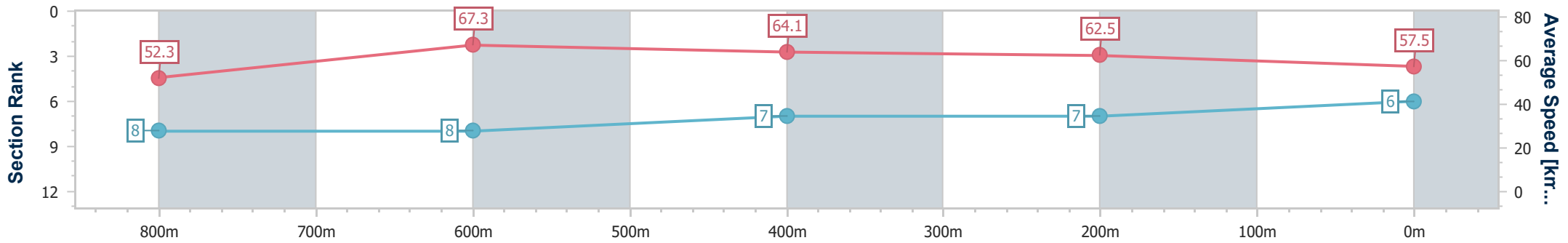
Race 1: SAMUEL SMITH & SON Maiden Plate - 1000m



22 December 2024 - 12:50

Track Rating: Soft 6, Weather: Fine, Rail Position: +12m Entire

Section	Overall	800m	600m	400m	200m
Section Times	0:59.86 [6] (0:13.79)	0:46.07 [8] (0:10.77)	0:35.30 [8] (0:11.25)	0:24.05 [7] (0:11.53)	0:12.52 [7] (0:12.52)
Average Speed [km/h]	52.3	67.3	64.1	62.5	57.5
Top Speed [km/h]	68.2	68.9	66.0	63.4	60.0
Avg. Dist. to Rail [m]	3.4	1.4	0.8	1.3	0.6
Avg. Stride Freq. [Hz]	2.4	2.5	2.4	2.4	2.3
Avg. Stride Length [m]	6.0	7.4	7.4	7.3	7.0



- [] Ranking at each section and finish
- .-.- No data available at this section
- NA No data available



Horse/Jockey Name	Haney
Final Rank	7
Fastest Section Time (Section)	0:10.81 (800m)
Top Speed [km/h] (Section)	69.3 (800m)
Race State	Finished



Sunshine Coast QLD Professional

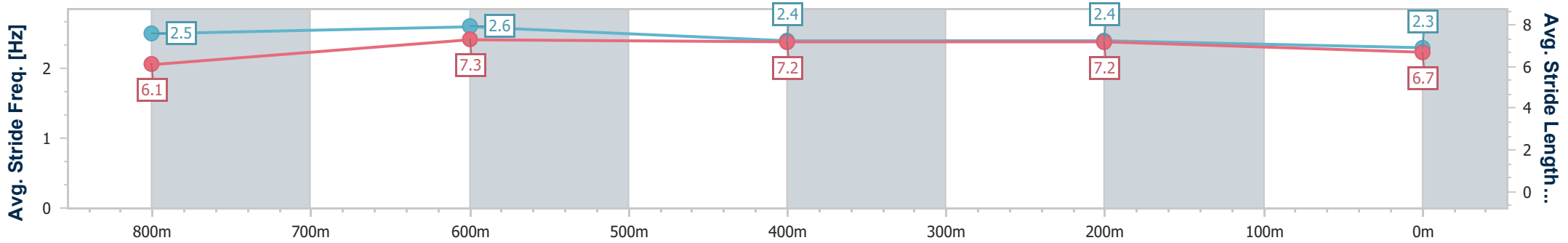
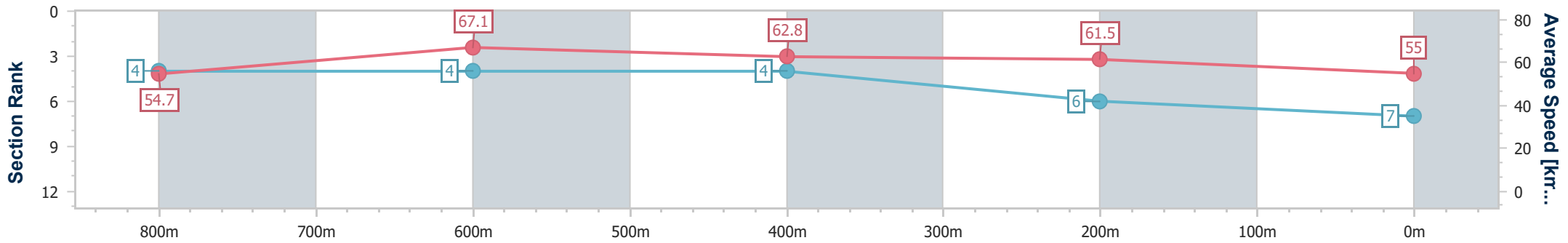
Race 1: SAMUEL SMITH & SON Maiden Plate - 1000m



22 December 2024 - 12:50

Track Rating: Soft 6, Weather: Fine, Rail Position: +12m Entire

Section	Overall	800m	600m	400m	200m
Section Times	1:00.36 [7] (0:13.19)	0:47.17 [4] (0:10.81)	0:36.36 [4] (0:11.53)	0:24.83 [4] (0:11.70)	0:13.13 [6] (0:13.13)
Average Speed [km/h]	54.7	67.1	62.8	61.5	55.0
Top Speed [km/h]	69.3	69.3	64.9	64.6	57.9
Avg. Dist. to Rail [m]	4.0	2.7	1.0	2.4	2.8
Avg. Stride Freq. [Hz]	2.5	2.6	2.4	2.4	2.3
Avg. Stride Length [m]	6.1	7.3	7.2	7.2	6.7



- [] Ranking at each section and finish
- .-.- No data available at this section
- NA No data available



Horse/Jockey Name	Lucifer The Cat
Final Rank	8
Fastest Section Time (Section)	0:11.06 (800m)
Top Speed [km/h] (Section)	67.0 (800m)
Race State	Finished



Sunshine Coast QLD Professional

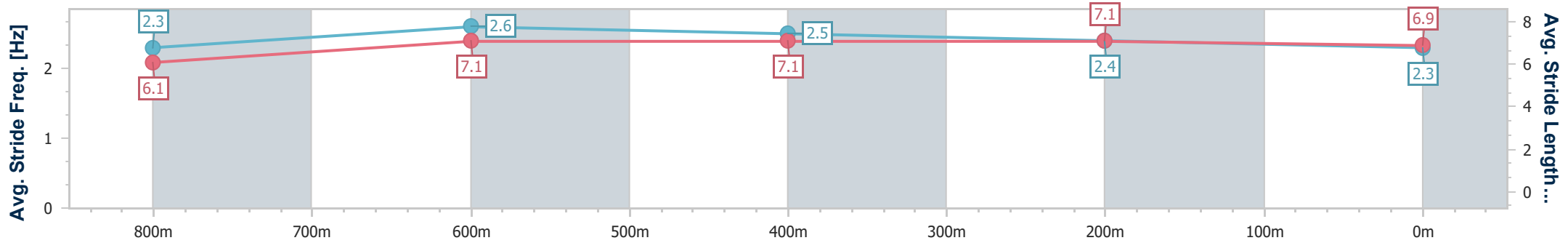
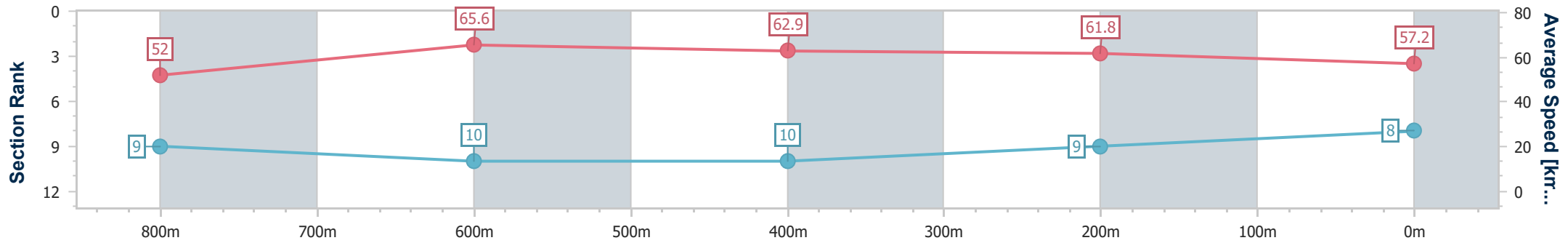
Race 1: SAMUEL SMITH & SON Maiden Plate - 1000m



22 December 2024 - 12:50

Track Rating: Soft 6, Weather: Fine, Rail Position: +12m Entire

Section	Overall	800m	600m	400m	200m
Section Times	1:00.68 [8] (0:13.86)	0:46.82 [9] (0:11.06)	0:35.76 [10] (0:11.52)	0:24.24 [10] (0:11.64)	0:12.60 [9] (0:12.60)
Average Speed [km/h]	52.0	65.6	62.9	61.8	57.2
Top Speed [km/h]	67.0	67.0	64.2	62.9	59.7
Avg. Dist. to Rail [m]	5.6	2.6	0.7	1.7	1.2
Avg. Stride Freq. [Hz]	2.3	2.6	2.5	2.4	2.3
Avg. Stride Length [m]	6.1	7.1	7.1	7.1	6.9



- [] Ranking at each section and finish
- .-.- No data available at this section
- NA No data available



Horse/Jockey Name	Dinosphere
Final Rank	9
Fastest Section Time (Section)	0:11.15 (800m)
Top Speed [km/h] (Section)	68.9 (Overall)
Race State	Finished



Sunshine Coast QLD Professional

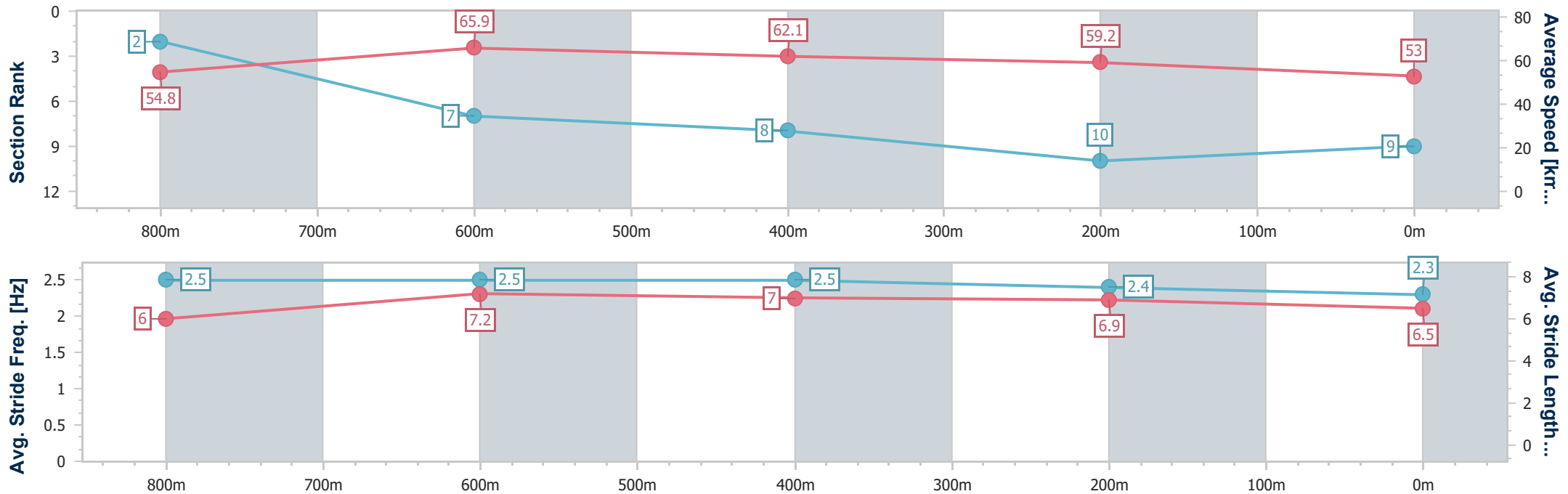
Race 1: SAMUEL SMITH & SON Maiden Plate - 1000m



22 December 2024 - 12:50

Track Rating: Soft 6, Weather: Fine, Rail Position: +12m Entire

Section	Overall	800m	600m	400m	200m
Section Times	1:01.79 [9] (0:13.17)	0:48.62 [2] (0:11.15)	0:37.47 [7] (0:11.75)	0:25.72 [8] (0:12.16)	0:13.56 [10] (0:13.56)
Average Speed [km/h]	54.8	65.9	62.1	59.2	53.0
Top Speed [km/h]	68.9	68.9	63.3	62.0	56.7
Avg. Dist. to Rail [m]	5.6	4.7	2.2	3.4	4.7
Avg. Stride Freq. [Hz]	2.5	2.5	2.5	2.4	2.3
Avg. Stride Length [m]	6.0	7.2	7.0	6.9	6.5



- [] Ranking at each section and finish
- .-.- No data available at this section
- NA No data available



Horse/Jockey Name	Bobbi Darlin'
Final Rank	10
Fastest Section Time (Section)	0:10.88 (800m)
Top Speed [km/h] (Section)	70.3 (800m)
Race State	Finished



Sunshine Coast QLD Professional

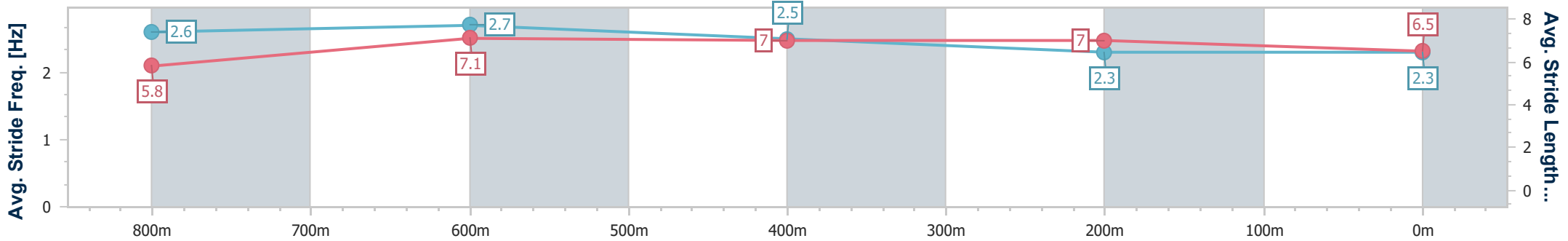
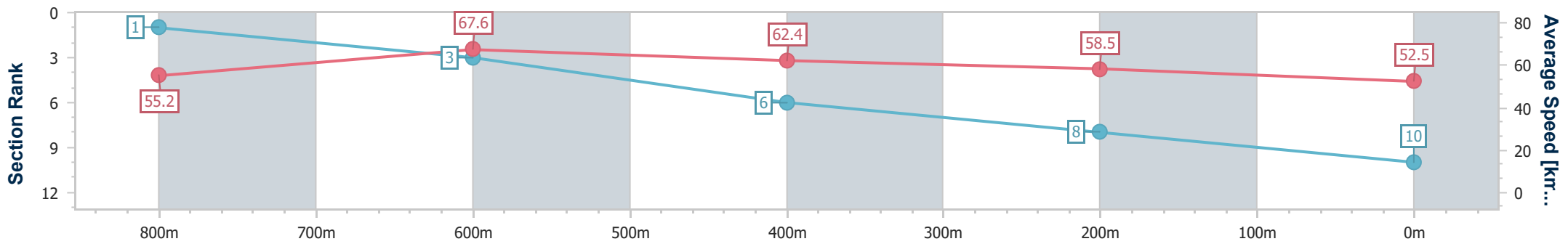
Race 1: SAMUEL SMITH & SON Maiden Plate - 1000m



22 December 2024 - 12:50

Track Rating: Soft 6, Weather: Fine, Rail Position: +12m Entire

Section	Overall	800m	600m	400m	200m
Section Times	1:01.80 [10] (0:13.09)	0:48.71 [1] (0:10.88)	0:37.83 [3] (0:11.76)	0:26.07 [6] (0:12.30)	0:13.77 [8] (0:13.77)
Average Speed [km/h]	55.2	67.6	62.4	58.5	52.5
Top Speed [km/h]	70.3	70.3	64.1	61.9	55.5
Avg. Dist. to Rail [m]	6.5	5.0	4.0	3.6	2.7
Avg. Stride Freq. [Hz]	2.6	2.7	2.5	2.3	2.3
Avg. Stride Length [m]	5.8	7.1	7.0	7.0	6.5



- [] Ranking at each section and finish
- .-.- No data available at this section
- NA No data available



Sunshine Coast QLD Professional

Race 2: THE PUMP HOUSE QTIS Two-Year-Old Maiden Plate - 1000m

22 December 2024 - 13:24



Track Rating: Soft 6, Weather: Fine, Rail Position: +12m Entire

Section		Overall									Last 600m	
Field Times		0:59.36 (0:13.26)									0:35.08	
		800m			600m		400m		200m			
		0:46.10 (0:11.02)			0:35.08 (0:11.20)		0:23.88 (0:11.53)		0:12.35 (0:12.35)			
Rank	TAB	Horse/Jockey	Barrier	Top Speed [km/h]	Fastest Section	Overall	800m	600m	400m	200m	Margin	Distance Travelled [m]
1	1	MIDNIGHT SPIRIT Angela Jones	9	68.7 800m	0:11.02 800m	0:59.36 [1] (0:13.26)	0:46.10 [1] (0:11.02)	0:35.08 [2] (0:11.38)	0:23.70 [2] (0:11.44)	0:12.26 [2] (0:12.26)	0:59.36	0:35.08
2	5	WHATTA MISSION Justin Stanley	10	68.2 Overall	0:11.03 800m	0:59.61 [2] (0:13.41)	0:46.20 [3] (0:11.03)	0:35.17 [3] (0:11.43)	0:23.74 [4] (0:11.41)	0:12.33 [3] (0:12.33)	1.3L	0:35.17 -2
3	12	WANNABE BRUTAL Cejay Graham	6	66.2 Overall	0:11.20 800m	0:59.86 [3] (0:13.51)	0:46.35 [4] (0:11.20)	0:35.15 [6] (0:11.47)	0:23.68 [5] (0:11.35)	0:12.33 [5] (0:12.33)	2.8L	0:35.15 -2
4	7	DESTINYS PINNACLE Madeleine Wishart	2	68.6 Overall	0:10.95 800m	0:59.89 [4] (0:13.33)	0:46.56 [2] (0:10.95)	0:35.61 [1] (0:11.20)	0:24.41 [1] (0:11.53)	0:12.88 [1] (0:12.88)	3L	0:35.61 -5
5	6	DECEITFUL MISS Georgina Cartwright	3	67.3 Overall	0:11.00 800m	1:00.05 [5] (0:13.83)	0:46.22 [8] (0:11.00)	0:35.22 [7] (0:11.42)	0:23.80 [6] (0:11.39)	0:12.41 [6] (0:12.41)	3.8L	0:35.22 -4
6	8	ORCHID VALLEY Robbie Dolan	4	66.7 800m	0:11.03 800m	1:00.12 [6] (0:14.05)	0:46.07 [10] (0:11.03)	0:35.04 [9] (0:11.45)	0:23.59 [9] (0:11.21)	0:12.38 [7] (0:12.38)	4.1L	0:35.04 +0
7	13	SHEZA BARBAROSSA Kenji Yoshida	1	67.2 800m	0:10.95 800m	1:00.29 [7] (0:13.66)	0:46.63 [5] (0:10.95)	0:35.68 [4] (0:11.23)	0:24.45 [3] (0:11.64)	0:12.81 [4] (0:12.81)	4.9L	0:35.68 -5
8	9	REDMISS Kyle Wilson-Taylor	8	66.5 Overall	0:11.22 800m	1:00.47 [8] (0:13.96)	0:46.51 [9] (0:11.22)	0:35.29 [10] (0:11.46)	0:23.83 [10] (0:11.26)	0:12.57 [8] (0:12.57)	5.9L	0:35.29 -4
9	3	PRIDE OF NASHVILLE Sean Cormack	5	67.4 800m	0:11.13 800m	1:00.67 [9] (0:13.79)	0:46.88 [7] (0:11.13)	0:35.75 [8] (0:11.56)	0:24.19 [8] (0:11.48)	0:12.71 [9] (0:12.71)	6.9L	0:35.75 +3
10	4	SMALL TOWN HUSSLER Samantha Collett	7	67.6 800m	0:10.97 800m	1:01.15 [10] (0:13.72)	0:47.43 [6] (0:10.97)	0:36.46 [5] (0:11.59)	0:24.87 [7] (0:11.71)	0:13.16 [10] (0:13.16)	9.7L	0:36.46 -1

Scratched: Mishani Moet (#14), Need For Spieth (#2), Voodoo Lass (#10), Insain Lady (#11)

[] Ranking at each section and finish
 -:-:- No data available at this section
 NA No data available

SCN Saddle cloth number
 DNF Did not finish
 DNT Did not track



Horse/Jockey Name	Midnight Spirit
Final Rank	1
Fastest Section Time (Section)	0:11.02 (800m)
Top Speed [km/h] (Section)	68.7 (800m)
Race State	Finished



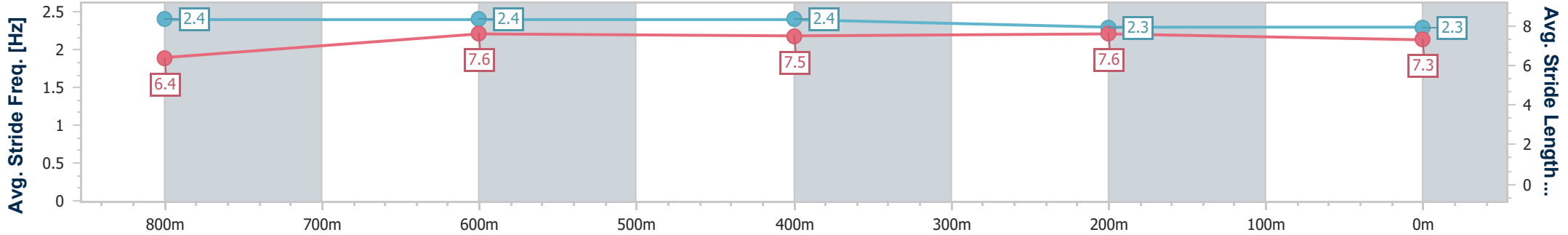
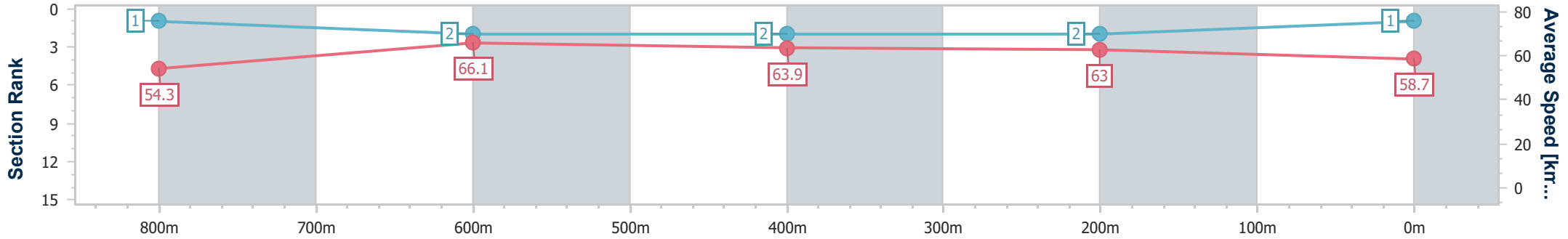
Sunshine Coast QLD Professional
Race 2: THE PUMP HOUSE QTIS Two-Year-Old Maiden Plate - 1000m



22 December 2024 - 13:24

Track Rating: Soft 6, Weather: Fine, Rail Position: +12m Entire

Section	Overall	800m	600m	400m	200m
Section Times	0:59.36 [1] (0:13.26)	0:46.10 [1] (0:11.02)	0:35.08 [2] (0:11.38)	0:23.70 [2] (0:11.44)	0:12.26 [2] (0:12.26)
Average Speed [km/h]	54.3	66.1	63.9	63.0	58.7
Top Speed [km/h]	68.6	68.7	65.3	64.0	61.6
Avg. Dist. to Rail [m]	7.2	2.4	2.2	1.9	1.8
Avg. Stride Freq. [Hz]	2.4	2.4	2.4	2.3	2.3
Avg. Stride Length [m]	6.4	7.6	7.5	7.6	7.3



- [] Ranking at each section and finish
- .-.- No data available at this section
- NA No data available



Horse/Jockey Name	Whatta Mission
Final Rank	2
Fastest Section Time (Section)	0:11.03 (800m)
Top Speed [km/h] (Section)	68.2 (Overall)
Race State	Finished



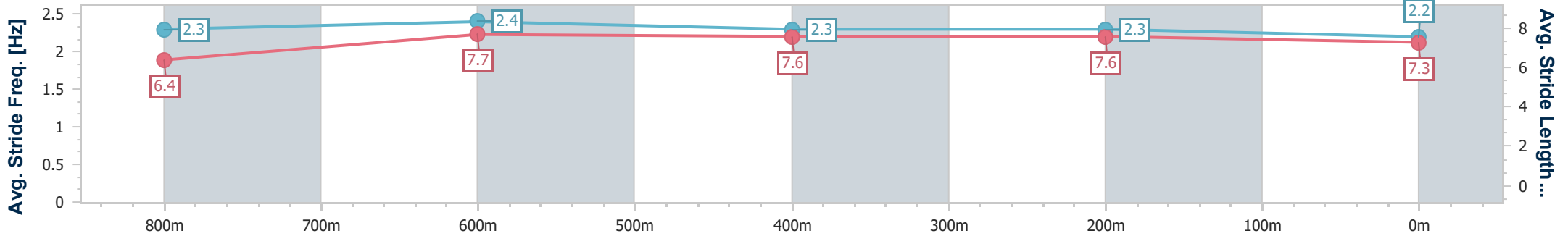
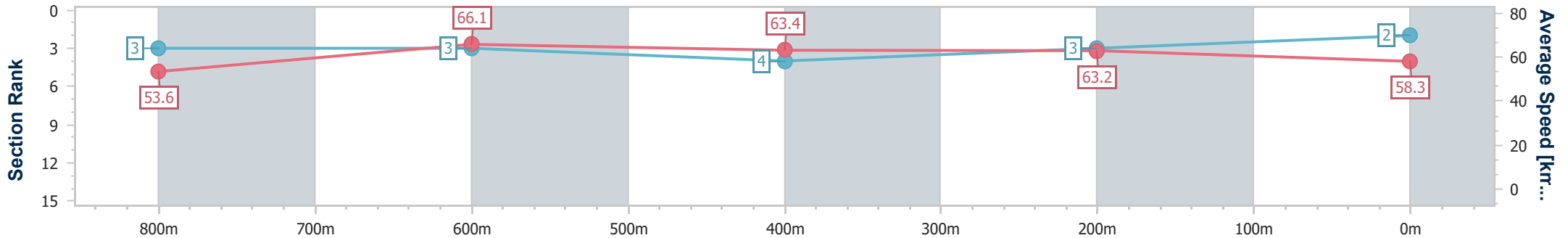
Sunshine Coast QLD Professional
Race 2: THE PUMP HOUSE QTIS Two-Year-Old Maiden Plate - 1000m



22 December 2024 - 13:24

Track Rating: Soft 6, Weather: Fine, Rail Position: +12m Entire

Section	Overall	800m	600m	400m	200m
Section Times	0:59.61 [2] (0:13.41)	0:46.20 [3] (0:11.03)	0:35.17 [3] (0:11.43)	0:23.74 [4] (0:11.41)	0:12.33 [3] (0:12.33)
Average Speed [km/h]	53.6	66.1	63.4	63.2	58.3
Top Speed [km/h]	68.2	67.9	63.8	64.5	61.5
Avg. Dist. to Rail [m]	8.6	2.8	1.0	2.0	3.1
Avg. Stride Freq. [Hz]	2.3	2.4	2.3	2.3	2.2
Avg. Stride Length [m]	6.4	7.7	7.6	7.6	7.3



- [] Ranking at each section and finish
- .-.- No data available at this section
- NA No data available



Horse/Jockey Name	Wannabe Brutal
Final Rank	3
Fastest Section Time (Section)	0:11.20 (800m)
Top Speed [km/h] (Section)	66.2 (Overall)
Race State	Finished



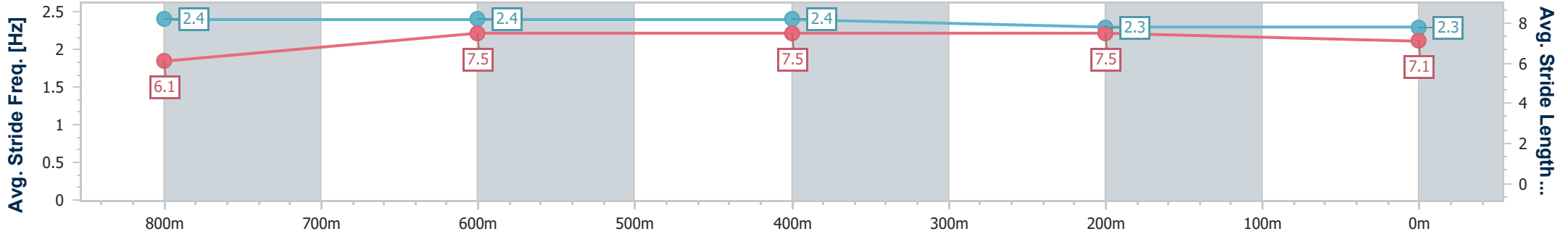
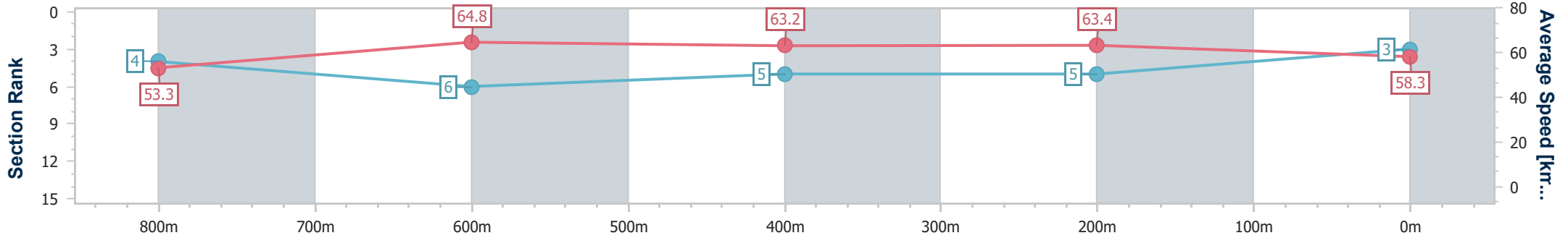
Sunshine Coast QLD Professional
Race 2: THE PUMP HOUSE QTIS Two-Year-Old Maiden Plate - 1000m



22 December 2024 - 13:24

Track Rating: Soft 6, Weather: Fine, Rail Position: +12m Entire

Section	Overall	800m	600m	400m	200m
Section Times	0:59.86 [3] (0:13.51)	0:46.35 [4] (0:11.20)	0:35.15 [6] (0:11.47)	0:23.68 [5] (0:11.35)	0:12.33 [5] (0:12.33)
Average Speed [km/h]	53.3	64.8	63.2	63.4	58.3
Top Speed [km/h]	66.2	65.8	64.3	64.5	61.8
Avg. Dist. to Rail [m]	5.4	2.1	0.9	2.7	4.1
Avg. Stride Freq. [Hz]	2.4	2.4	2.4	2.3	2.3
Avg. Stride Length [m]	6.1	7.5	7.5	7.5	7.1



- [] Ranking at each section and finish
- .-.- No data available at this section
- NA No data available



Horse/Jockey Name	Destinys Pinnacle
Final Rank	4
Fastest Section Time (Section)	0:10.95 (800m)
Top Speed [km/h] (Section)	68.6 (Overall)
Race State	Finished



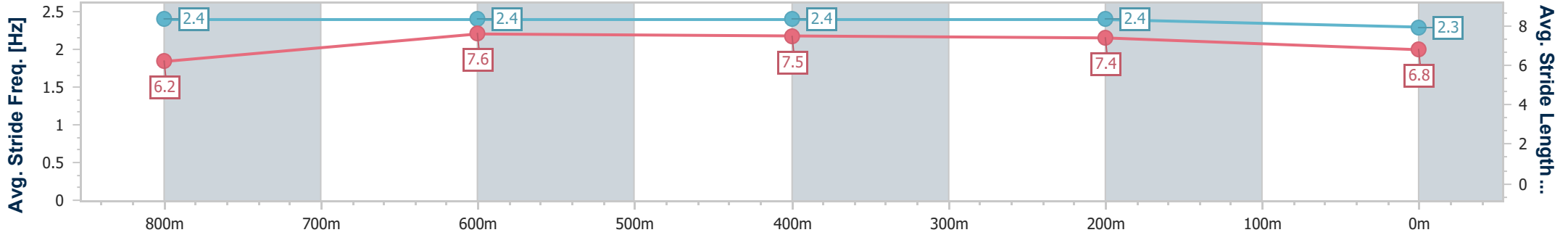
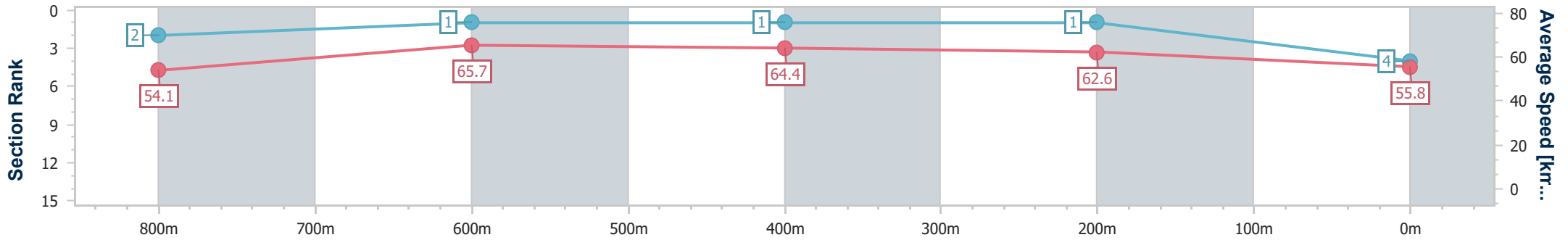
Sunshine Coast QLD Professional
Race 2: THE PUMP HOUSE QTIS Two-Year-Old Maiden Plate - 1000m



22 December 2024 - 13:24

Track Rating: Soft 6, Weather: Fine, Rail Position: +12m Entire

Section	Overall	800m	600m	400m	200m
Section Times	0:59.89 [4] (0:13.33)	0:46.56 [2] (0:10.95)	0:35.61 [1] (0:11.20)	0:24.41 [1] (0:11.53)	0:12.88 [1] (0:12.88)
Average Speed [km/h]	54.1	65.7	64.4	62.6	55.8
Top Speed [km/h]	68.6	67.6	65.9	64.1	60.0
Avg. Dist. to Rail [m]	2.8	0.8	0.6	0.2	0.2
Avg. Stride Freq. [Hz]	2.4	2.4	2.4	2.4	2.3
Avg. Stride Length [m]	6.2	7.6	7.5	7.4	6.8



- [] Ranking at each section and finish
- .-.- No data available at this section
- NA No data available



Horse/Jockey Name	Deceitful Miss
Final Rank	5
Fastest Section Time (Section)	0:11.00 (800m)
Top Speed [km/h] (Section)	67.3 (Overall)
Race State	Finished



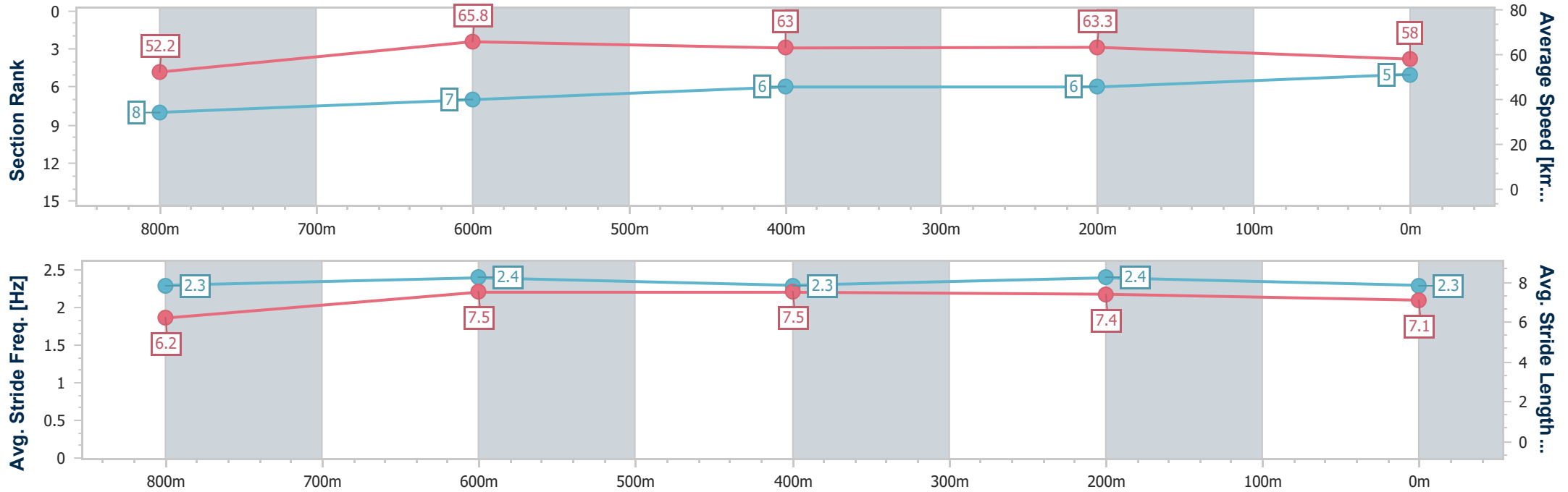
Sunshine Coast QLD Professional
Race 2: THE PUMP HOUSE QTIS Two-Year-Old Maiden Plate - 1000m



22 December 2024 - 13:24

Track Rating: Soft 6, Weather: Fine, Rail Position: +12m Entire

Section	Overall	800m	600m	400m	200m
Section Times	1:00.05 [5] (0:13.83)	0:46.22 [8] (0:11.00)	0:35.22 [7] (0:11.42)	0:23.80 [6] (0:11.39)	0:12.41 [6] (0:12.41)
Average Speed [km/h]	52.2	65.8	63.0	63.3	58.0
Top Speed [km/h]	67.3	66.8	64.2	65.0	60.6
Avg. Dist. to Rail [m]	3.2	1.2	0.4	0.9	2.0
Avg. Stride Freq. [Hz]	2.3	2.4	2.3	2.4	2.3
Avg. Stride Length [m]	6.2	7.5	7.5	7.4	7.1



- [] Ranking at each section and finish
- .-.- No data available at this section
- NA No data available



Horse/Jockey Name	Orchid Valley
Final Rank	6
Fastest Section Time (Section)	0:11.03 (800m)
Top Speed [km/h] (Section)	66.7 (800m)
Race State	Finished



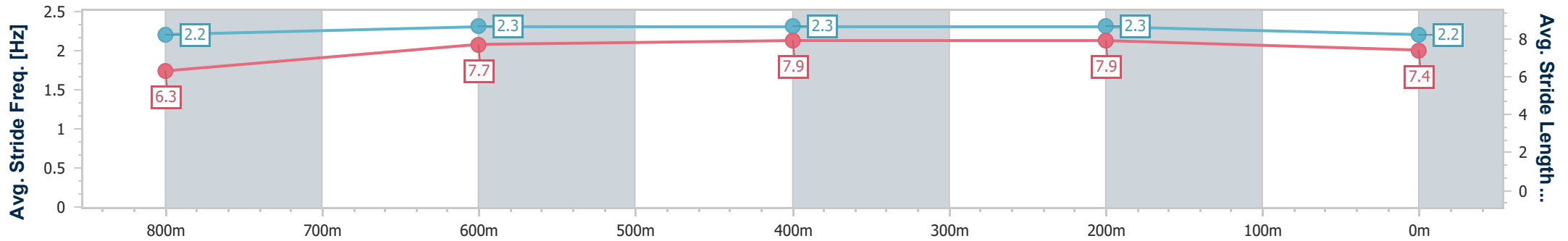
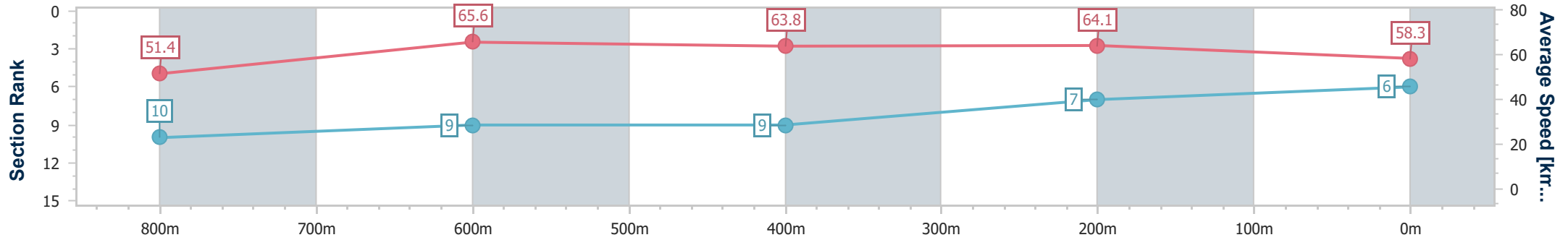
Sunshine Coast QLD Professional
Race 2: THE PUMP HOUSE QTIS Two-Year-Old Maiden Plate - 1000m



22 December 2024 - 13:24

Track Rating: Soft 6, Weather: Fine, Rail Position: +12m Entire

Section	Overall	800m	600m	400m	200m
Section Times	1:00.12 [6] (0:14.05)	0:46.07 [10] (0:11.03)	0:35.04 [9] (0:11.45)	0:23.59 [9] (0:11.21)	0:12.38 [7] (0:12.38)
Average Speed [km/h]	51.4	65.6	63.8	64.1	58.3
Top Speed [km/h]	66.4	66.7	64.7	66.0	61.5
Avg. Dist. to Rail [m]	4.0	1.8	2.3	2.2	2.9
Avg. Stride Freq. [Hz]	2.2	2.3	2.3	2.3	2.2
Avg. Stride Length [m]	6.3	7.7	7.9	7.9	7.4



- [] Ranking at each section and finish
- .-.- No data available at this section
- NA No data available



Horse/Jockey Name	Sheza Barbarossa
Final Rank	7
Fastest Section Time (Section)	0:10.95 (800m)
Top Speed [km/h] (Section)	67.2 (800m)
Race State	Finished



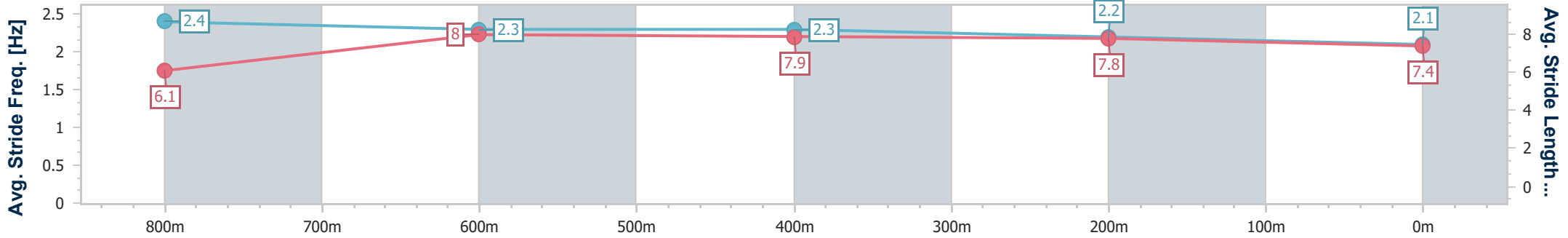
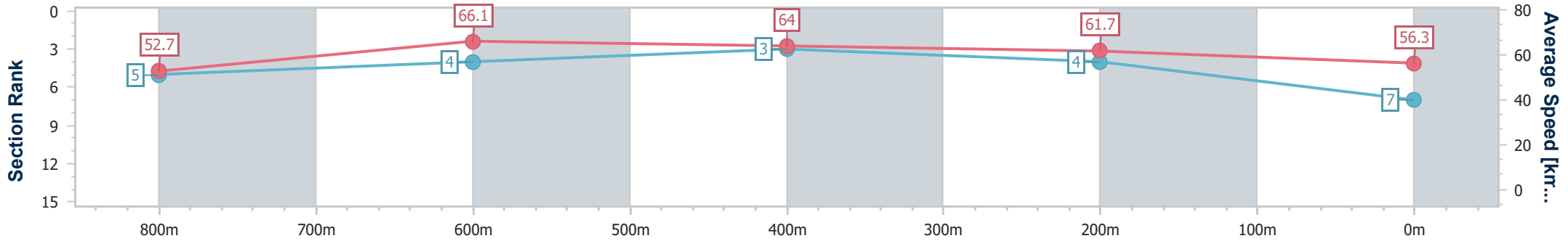
Sunshine Coast QLD Professional
Race 2: THE PUMP HOUSE QTIS Two-Year-Old Maiden Plate - 1000m



22 December 2024 - 13:24

Track Rating: Soft 6, Weather: Fine, Rail Position: +12m Entire

Section	Overall	800m	600m	400m	200m
Section Times	1:00.29 [7] (0:13.66)	0:46.63 [5] (0:10.95)	0:35.68 [4] (0:11.23)	0:24.45 [3] (0:11.64)	0:12.81 [4] (0:12.81)
Average Speed [km/h]	52.7	66.1	64.0	61.7	56.3
Top Speed [km/h]	66.8	67.2	64.5	63.6	59.5
Avg. Dist. to Rail [m]	2.3	1.0	0.5	0.6	0.3
Avg. Stride Freq. [Hz]	2.4	2.3	2.3	2.2	2.1
Avg. Stride Length [m]	6.1	8.0	7.9	7.8	7.4



- [] Ranking at each section and finish
- .-.- No data available at this section
- NA No data available



Horse/Jockey Name	Redmiss
Final Rank	8
Fastest Section Time (Section)	0:11.22 (800m)
Top Speed [km/h] (Section)	66.5 (Overall)
Race State	Finished



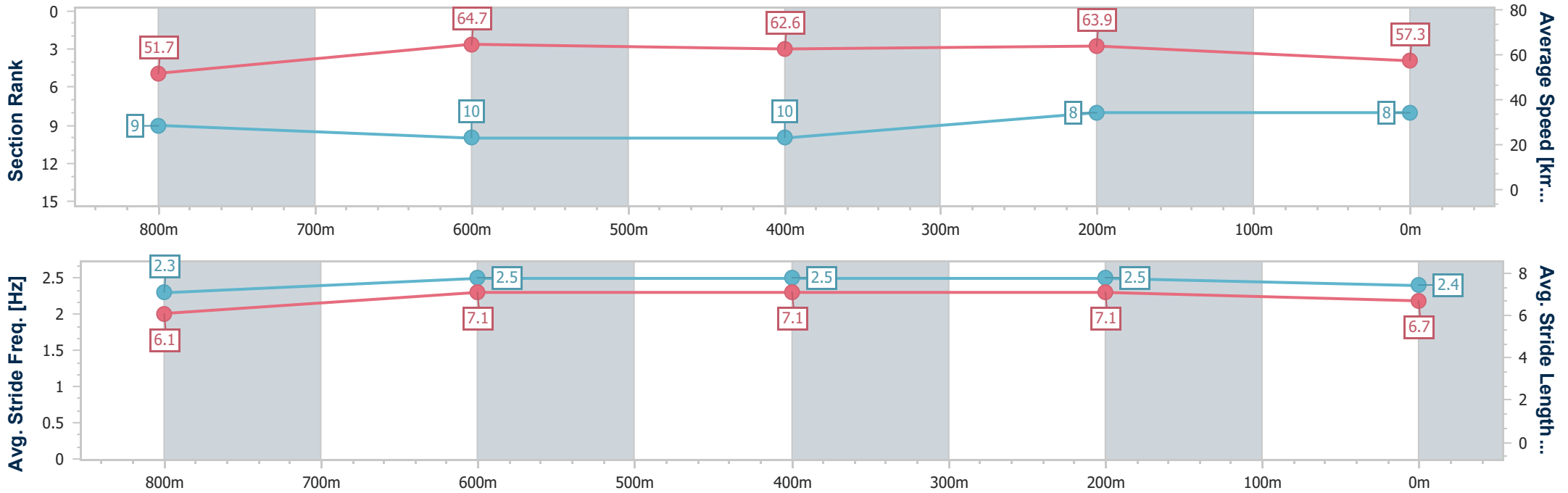
Sunshine Coast QLD Professional
Race 2: THE PUMP HOUSE QTIS Two-Year-Old Maiden Plate - 1000m



22 December 2024 - 13:24

Track Rating: Soft 6, Weather: Fine, Rail Position: +12m Entire

Section	Overall	800m	600m	400m	200m
Section Times	1:00.47 [8] (0:13.96)	0:46.51 [9] (0:11.22)	0:35.29 [10] (0:11.46)	0:23.83 [10] (0:11.26)	0:12.57 [8] (0:12.57)
Average Speed [km/h]	51.7	64.7	62.6	63.9	57.3
Top Speed [km/h]	66.5	66.1	64.4	65.2	63.6
Avg. Dist. to Rail [m]	6.4	2.7	1.0	2.0	0.7
Avg. Stride Freq. [Hz]	2.3	2.5	2.5	2.5	2.4
Avg. Stride Length [m]	6.1	7.1	7.1	7.1	6.7



- [] Ranking at each section and finish
- .-.- No data available at this section
- NA No data available



Horse/Jockey Name	Pride Of Nashville
Final Rank	9
Fastest Section Time (Section)	0:11.13 (800m)
Top Speed [km/h] (Section)	67.4 (800m)
Race State	Finished



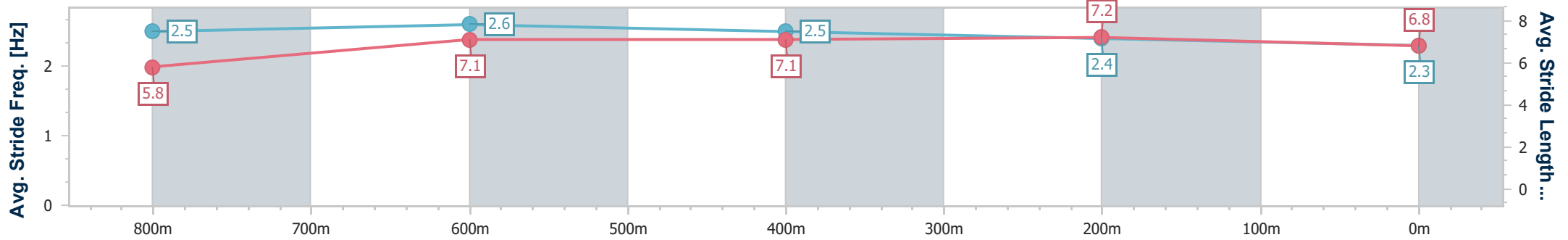
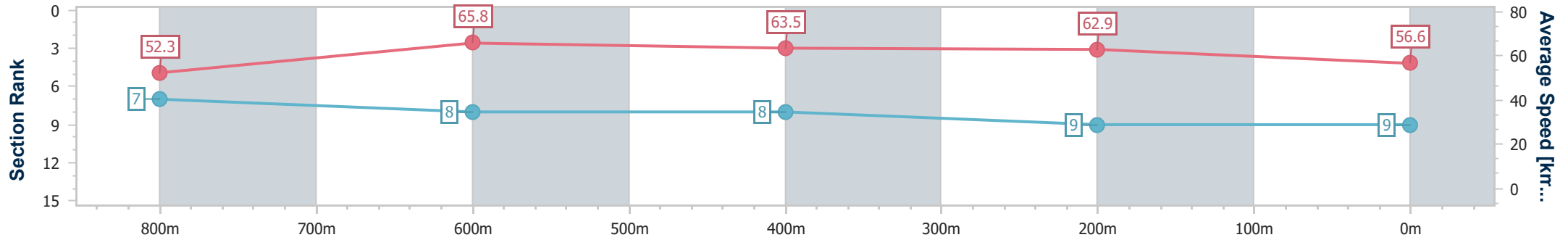
Sunshine Coast QLD Professional
Race 2: THE PUMP HOUSE QTIS Two-Year-Old Maiden Plate - 1000m



22 December 2024 - 13:24

Track Rating: Soft 6, Weather: Fine, Rail Position: +12m Entire

Section	Overall	800m	600m	400m	200m
Section Times	1:00.67 [9] (0:13.79)	0:46.88 [7] (0:11.13)	0:35.75 [8] (0:11.56)	0:24.19 [8] (0:11.48)	0:12.71 [9] (0:12.71)
Average Speed [km/h]	52.3	65.8	63.5	62.9	56.6
Top Speed [km/h]	67.1	67.4	64.6	64.4	61.0
Avg. Dist. to Rail [m]	4.9	4.0	4.0	5.0	5.7
Avg. Stride Freq. [Hz]	2.5	2.6	2.5	2.4	2.3
Avg. Stride Length [m]	5.8	7.1	7.1	7.2	6.8



- [] Ranking at each section and finish
- .-.- No data available at this section
- NA No data available



Horse/Jockey Name	Small Town Hussler
Final Rank	10
Fastest Section Time (Section)	0:10.97 (800m)
Top Speed [km/h] (Section)	67.6 (800m)
Race State	Finished



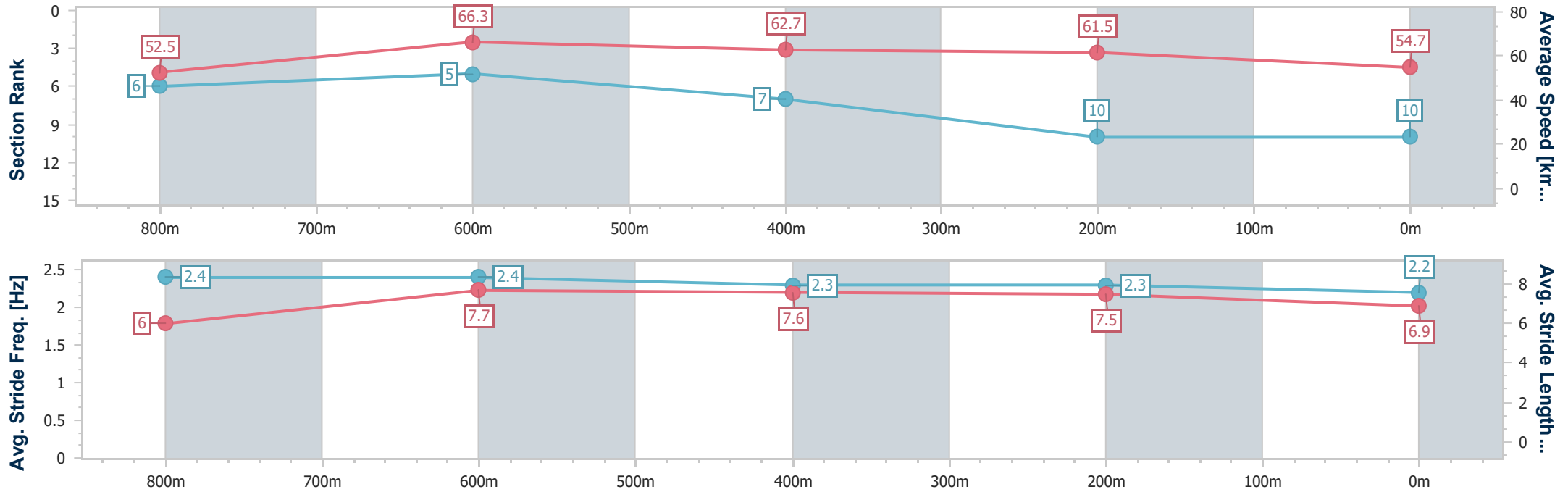
Sunshine Coast QLD Professional
Race 2: THE PUMP HOUSE QTIS Two-Year-Old Maiden Plate - 1000m



22 December 2024 - 13:24

Track Rating: Soft 6, Weather: Fine, Rail Position: +12m Entire

Section	Overall	800m	600m	400m	200m
Section Times	1:01.15 [10] (0:13.72)	0:47.43 [6] (0:10.97)	0:36.46 [5] (0:11.59)	0:24.87 [7] (0:11.71)	0:13.16 [10] (0:13.16)
Average Speed [km/h]	52.5	66.3	62.7	61.5	54.7
Top Speed [km/h]	65.5	67.6	64.6	62.8	59.8
Avg. Dist. to Rail [m]	5.7	2.5	1.8	3.7	6.0
Avg. Stride Freq. [Hz]	2.4	2.4	2.3	2.3	2.2
Avg. Stride Length [m]	6.0	7.7	7.6	7.5	6.9



- [] Ranking at each section and finish
- .-.- No data available at this section
- NA No data available



Sunshine Coast QLD Professional
Race 3: CLAYTON'S TOWING SERVICE PTY LTD QTIS Three-Year-Old
Maiden Plate - 1600m
22 December 2024 - 14:01



Track Rating: Soft 6, Weather: Fine, Rail Position: +12m Entire

Section		Overall	1400m	1200m	1000m	800m	600m	400m	Last 600m				
Field Times		1:38.76 (0:13.16)	1:25.60 (0:11.38)	1:14.22 (0:12.43)	1:01.79 (0:12.76)	0:49.03 (0:12.37)	0:36.66 (0:12.02)	0:24.64 (0:11.90)	0:36.66				
Rank	TAB Horse/Jockey	Barrier	Top Speed [km/h]	Fastest Section									Distance Travelled [m]
1	4 LET'SGO HUGO Robbie Dolan	9	67.2 Overall	0:11.55 1400m	1:38.76 [1] (0:13.16)	1:25.60 [1] (0:11.55)	1:14.05 [4] (0:12.26)	1:01.79 [1] (0:12.76)	0:49.03 [1] (0:12.37)	0:36.66 [1] (0:12.02)	0:24.64 [1] (0:11.90)	0:36.66	
2	7 NOBLE DECREE Angela Jones	3	66.9 1400m	0:11.33 1400m	1:38.91 [2] (0:13.21)	1:25.70 [2] (0:11.33)	1:14.37 [2] (0:12.78)	1:01.59 [2] (0:12.65)	0:48.94 [2] (0:12.48)	0:36.46 [2] (0:11.99)	0:24.47 [2] (0:11.83)	0:36.46	-2
3	9 ALECIA Cejay Graham	6	66.5 Overall	0:11.44 1400m	1:39.19 [3] (0:13.35)	1:25.84 [5] (0:11.44)	1:14.40 [5] (0:12.85)	1:01.55 [5] (0:12.64)	0:48.91 [5] (0:12.65)	0:36.26 [5] (0:12.37)	0:23.89 [5] (0:11.69)	0:36.26	+2
4	8 TRUSTY BANDIT Taylor Marshall	4	65.3 1400m	0:11.50 1400m	1:39.89 [4] (0:13.90)	1:25.99 [8] (0:11.50)	1:14.49 [8] (0:12.94)	1:01.55 [9] (0:12.63)	0:48.92 [9] (0:12.33)	0:36.59 [9] (0:12.41)	0:24.18 [9] (0:11.83)	0:36.59	-2
5	10 LADY BOSSA NOVA Kenji Yoshida	8	66.5 1400m	0:11.31 1400m	1:39.98 [5] (0:13.59)	1:26.39 [6] (0:11.31)	1:15.08 [6] (0:13.02)	1:02.06 [7] (0:12.63)	0:49.43 [7] (0:12.48)	0:36.95 [6] (0:12.34)	0:24.61 [6] (0:12.19)	0:36.95	-4
6	1 CAPTAIN GOOD VIBES Dan McGillivray	2	65.6 Overall	0:11.47 1400m	1:40.89 [6] (0:13.60)	1:27.29 [7] (0:11.47)	1:15.82 [7] (0:12.83)	1:02.99 [6] (0:12.60)	0:50.39 [6] (0:12.57)	0:37.82 [7] (0:12.49)	0:25.33 [7] (0:12.17)	0:37.82	-1
7	2 JAMCART Siobhan Rutledge	7	64.4 1400m	0:11.58 1400m	1:41.04 [7] (0:14.01)	1:27.03 [9] (0:11.58)	1:15.45 [9] (0:12.37)	1:03.08 [8] (0:12.68)	0:50.40 [8] (0:12.45)	0:37.95 [8] (0:12.62)	0:25.33 [8] (0:12.16)	0:37.95	+3
8	5 MAJESTIC LOUVRE Brandon Lerena	1	67.0 1400m	0:11.39 1400m	1:41.38 [8] (0:13.24)	1:28.14 [4] (0:11.39)	1:16.75 [3] (0:12.98)	1:03.77 [4] (0:12.63)	0:51.14 [4] (0:12.53)	0:38.61 [3] (0:12.33)	0:26.28 [3] (0:12.58)	0:38.61	-3
9	3 KING'S WARRIOR Anthony Allen	5	67.8 Overall	0:11.32 1400m	1:42.29 [9] (0:13.22)	1:29.07 [3] (0:11.32)	1:17.75 [1] (0:12.85)	1:04.90 [3] (0:12.85)	0:52.05 [3] (0:12.54)	0:39.51 [4] (0:12.40)	0:27.11 [4] (0:12.75)	0:39.51	+3

Scratched: Mazis (#6)

[] Ranking at each section and finish
 -:-:- No data available at this section
 NA No data available

SCN Saddle cloth number
 DNF Did not finish
 DNT Did not track



Sunshine Coast QLD Professional
Race 3: CLAYTON'S TOWING SERVICE PTY LTD QTIS Three-Year-Old
Maiden Plate - 1600m
22 December 2024 - 14:01



Track Rating: Soft 6, Weather: Fine, Rail Position: +12m Entire

Section							200m			Last 600m
Field Times							0:12.74			0:36.66
							(0:12.74)			
Rank	TAB	Horse/Jockey	Barrier	Top Speed [km/h]	Fastest Section	Margin			Distance Travelled [m]	
1	4	LET'SGO HUGO	9	67.2	0:11.55	0:12.74 [1]	1:38.76		0:36.66	
		Robbie Dolan		Overall	1400m	(0:12.74)				
2	7	NOBLE DECREE	3	66.9	0:11.33	0:12.64 [2]	0.8L		0:36.46 -2	
		Angela Jones		1400m	1400m	(0:12.64)				
3	9	ALECIA	6	66.5	0:11.44	0:12.20 [3]	2.3L		0:36.26 +2	
		Cejay Graham		Overall	1400m	(0:12.20)				
4	8	TRUSTY BANDIT	4	65.3	0:11.50	0:12.35 [4]	6.3L		0:36.59 -2	
		Taylor Marshall		1400m	1400m	(0:12.35)				
5	10	LADY BOSSA NOVA	8	66.5	0:11.31	0:12.42 [5]	6.7L		0:36.95 -4	
		Kenji Yoshida		1400m	1400m	(0:12.42)				
6	1	CAPTAIN GOOD VIBES	2	65.6	0:11.47	0:13.16 [7]	12L		0:37.82 -1	
		Dan McGillivray		Overall	1400m	(0:13.16)				
7	2	JAMCART	7	64.4	0:11.58	0:13.17 [8]	12.8L		0:37.95 +3	
		Siobhan Rutledge		1400m	1400m	(0:13.17)				
8	5	MAJESTIC LOUVRE	1	67.0	0:11.39	0:13.70 [6]	14.6L		0:38.61 -3	
		Brandon Lerena		1400m	1400m	(0:13.70)				
9	3	KING'S WARRIOR	5	67.8	0:11.32	0:14.36 [9]	19.9L		0:39.51 +3	
		Anthony Allen		Overall	1400m	(0:14.36)				

Scratched: Mazis (#6)

[] Ranking at each section and finish
 -:-:- No data available at this section
 NA No data available

SCN Saddle cloth number
 DNF Did not finish
 DNT Did not track



Horse/Jockey Name	Let'sgo Hugo
Final Rank	1
Fastest Section Time (Section)	0:11.55 (1400m)
Top Speed [km/h] (Section)	67.2 (Overall)
Race State	Finished



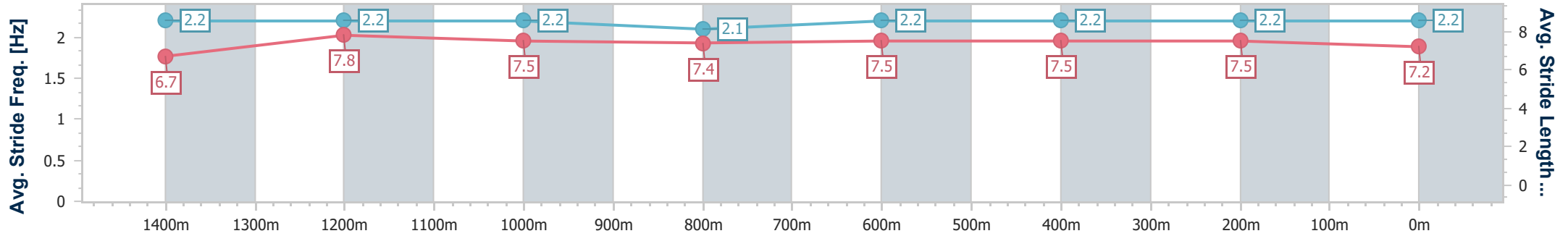
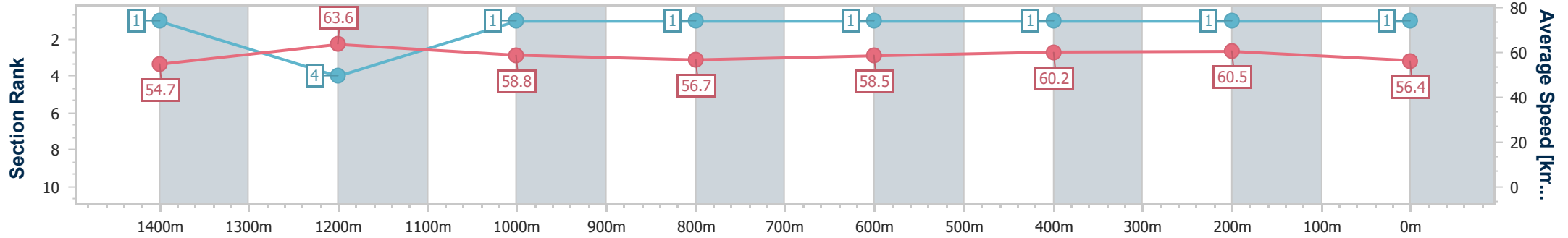
Sunshine Coast QLD Professional
 Race 3: CLAYTON'S TOWING SERVICE PTY LTD QTIS Three-Year-Old Maiden Plate - 1600m



22 December 2024 - 14:01

Track Rating: Soft 6, Weather: Fine, Rail Position: +12m Entire

Section	Overall	1400m	1200m	1000m	800m	600m	400m	200m
Section Times	1:38.76 [1] (0:13.16)	1:25.60 [1] (0:11.55)	1:14.05 [4] (0:12.26)	1:01.79 [1] (0:12.76)	0:49.03 [1] (0:12.37)	0:36.66 [1] (0:12.02)	0:24.64 [1] (0:11.90)	0:12.74 [1] (0:12.74)
Average Speed [km/h]	54.7	63.6	58.8	56.7	58.5	60.2	60.5	56.4
Top Speed [km/h]	67.2	67.2	60.1	57.9	60.0	60.4	61.4	58.7
Avg. Dist. to Rail [m]	8.9	5.4	4.2	2.2	1.3	0.4	0.2	0.6
Avg. Stride Freq. [Hz]	2.2	2.2	2.2	2.1	2.2	2.2	2.2	2.2
Avg. Stride Length [m]	6.7	7.8	7.5	7.4	7.5	7.5	7.5	7.2



- [] Ranking at each section and finish
- .-.- No data available at this section
- NA No data available



Horse/Jockey Name	Noble Decree
Final Rank	2
Fastest Section Time (Section)	0:11.33 (1400m)
Top Speed [km/h] (Section)	66.9 (1400m)
Race State	Finished



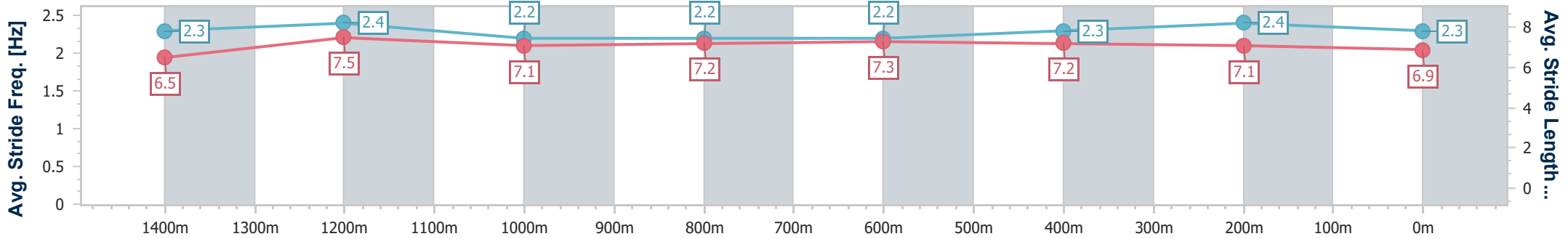
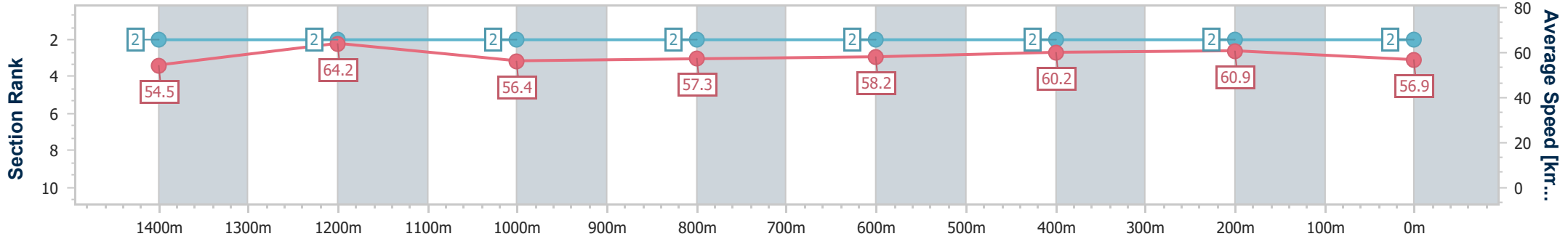
Sunshine Coast QLD Professional
 Race 3: CLAYTON'S TOWING SERVICE PTY LTD QTIS Three-Year-Old Maiden Plate - 1600m



22 December 2024 - 14:01

Track Rating: Soft 6, Weather: Fine, Rail Position: +12m Entire

Section	Overall	1400m	1200m	1000m	800m	600m	400m	200m
Section Times	1:38.91 [2] (0:13.21)	1:25.70 [2] (0:11.33)	1:14.37 [2] (0:12.78)	1:01.59 [2] (0:12.65)	0:48.94 [2] (0:12.48)	0:36.46 [2] (0:11.99)	0:24.47 [2] (0:11.83)	0:12.64 [2] (0:12.64)
Average Speed [km/h]	54.5	64.2	56.4	57.3	58.2	60.2	60.9	56.9
Top Speed [km/h]	66.7	66.9	59.2	58.3	59.9	62.2	62.6	60.8
Avg. Dist. to Rail [m]	3.9	3.3	2.6	2.6	1.3	0.3	1.3	2.9
Avg. Stride Freq. [Hz]	2.3	2.4	2.2	2.2	2.2	2.3	2.4	2.3
Avg. Stride Length [m]	6.5	7.5	7.1	7.2	7.3	7.2	7.1	6.9



- [] Ranking at each section and finish
- .-.- No data available at this section
- NA No data available



Horse/Jockey Name	Alecia
Final Rank	3
Fastest Section Time (Section)	0:11.44 (1400m)
Top Speed [km/h] (Section)	66.5 (Overall)
Race State	Finished



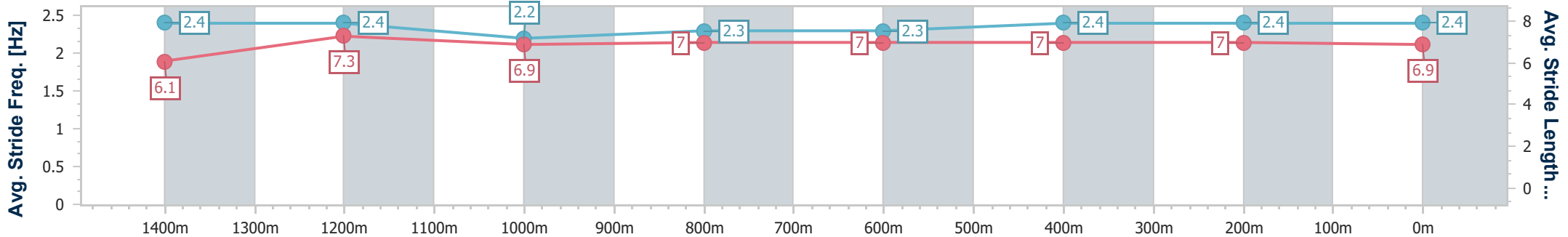
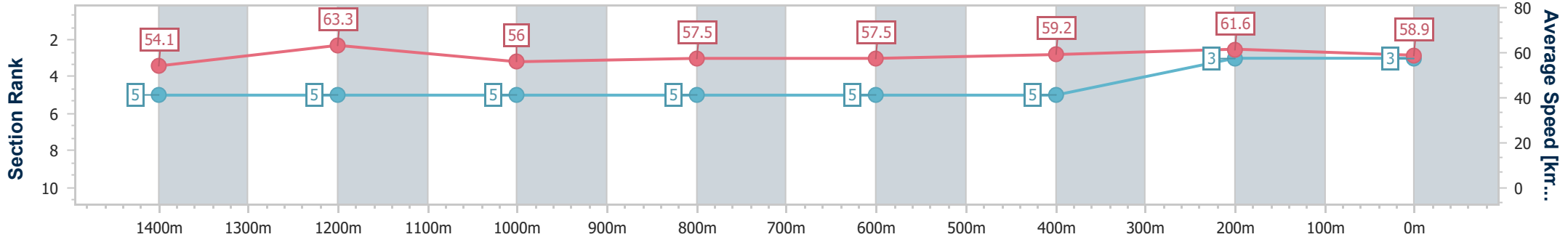
Sunshine Coast QLD Professional
 Race 3: CLAYTON'S TOWING SERVICE PTY LTD QTIS Three-Year-Old Maiden Plate - 1600m



22 December 2024 - 14:01

Track Rating: Soft 6, Weather: Fine, Rail Position: +12m Entire

Section	Overall	1400m	1200m	1000m	800m	600m	400m	200m
Section Times	1:39.19 [3] (0:13.35)	1:25.84 [5] (0:11.44)	1:14.40 [5] (0:12.85)	1:01.55 [5] (0:12.64)	0:48.91 [5] (0:12.65)	0:36.26 [5] (0:12.37)	0:23.89 [5] (0:11.69)	0:12.20 [3] (0:12.20)
Average Speed [km/h]	54.1	63.3	56.0	57.5	57.5	59.2	61.6	58.9
Top Speed [km/h]	66.5	65.5	60.3	58.3	59.4	60.6	62.2	62.1
Avg. Dist. to Rail [m]	6.2	2.7	2.0	3.0	2.2	2.6	2.7	0.8
Avg. Stride Freq. [Hz]	2.4	2.4	2.2	2.3	2.3	2.4	2.4	2.4
Avg. Stride Length [m]	6.1	7.3	6.9	7.0	7.0	7.0	7.0	6.9



- [] Ranking at each section and finish
- .-.- No data available at this section
- NA No data available



Horse/Jockey Name	Trusty Bandit
Final Rank	4
Fastest Section Time (Section)	0:11.50 (1400m)
Top Speed [km/h] (Section)	65.3 (1400m)
Race State	Finished



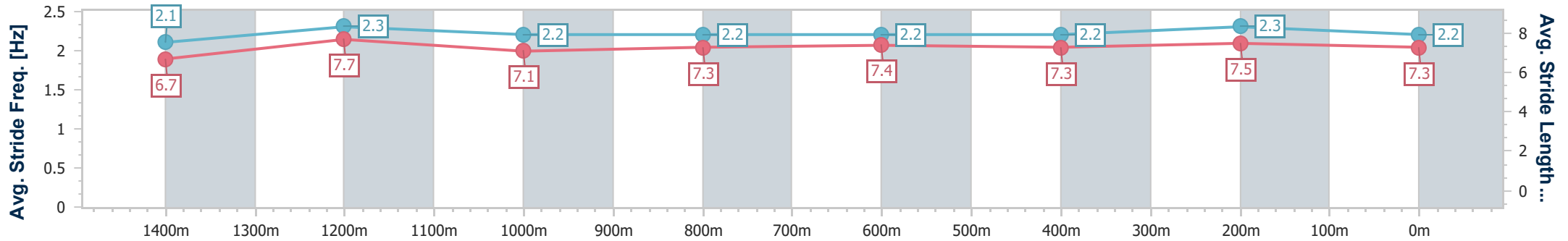
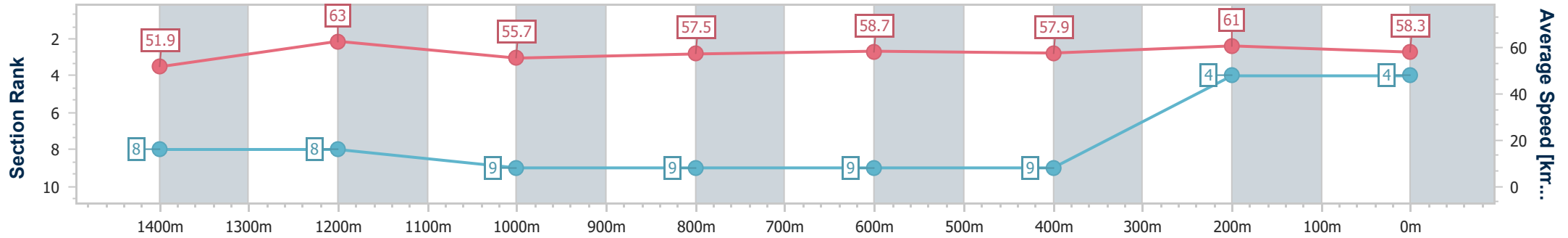
Sunshine Coast QLD Professional
 Race 3: CLAYTON'S TOWING SERVICE PTY LTD QTIS Three-Year-Old Maiden Plate - 1600m



22 December 2024 - 14:01

Track Rating: Soft 6, Weather: Fine, Rail Position: +12m Entire

Section	Overall	1400m	1200m	1000m	800m	600m	400m	200m
Section Times	1:39.89 [4] (0:13.90)	1:25.99 [8] (0:11.50)	1:14.49 [8] (0:12.94)	1:01.55 [9] (0:12.63)	0:48.92 [9] (0:12.33)	0:36.59 [9] (0:12.41)	0:24.18 [9] (0:11.83)	0:12.35 [4] (0:12.35)
Average Speed [km/h]	51.9	63.0	55.7	57.5	58.7	57.9	61.0	58.3
Top Speed [km/h]	64.8	65.3	60.7	58.7	59.6	60.2	62.2	61.9
Avg. Dist. to Rail [m]	4.0	3.1	2.9	2.5	0.7	0.2	2.5	3.1
Avg. Stride Freq. [Hz]	2.1	2.3	2.2	2.2	2.2	2.2	2.3	2.2
Avg. Stride Length [m]	6.7	7.7	7.1	7.3	7.4	7.3	7.5	7.3



- [] Ranking at each section and finish
- .-.- No data available at this section
- NA No data available



Horse/Jockey Name	Lady Bossa Nova
Final Rank	5
Fastest Section Time (Section)	0:11.31 (1400m)
Top Speed [km/h] (Section)	66.5 (1400m)
Race State	Finished



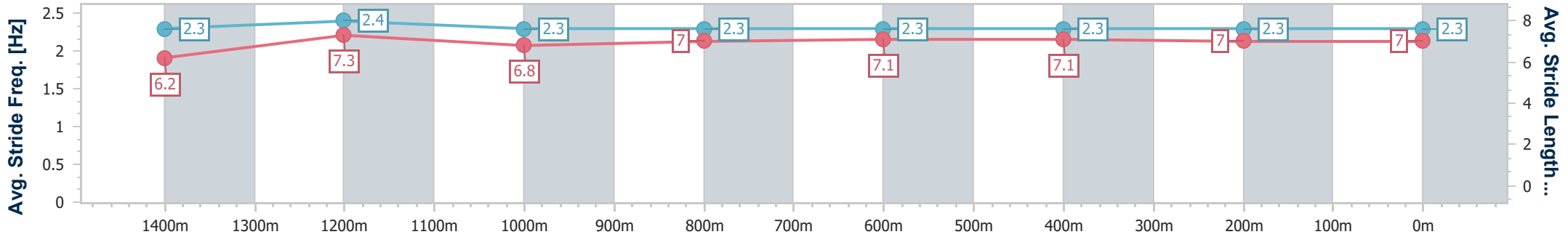
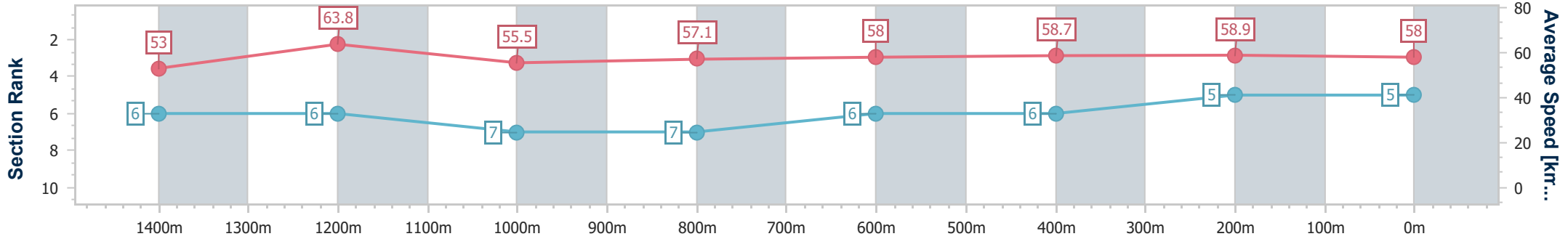
Sunshine Coast QLD Professional
 Race 3: CLAYTON'S TOWING SERVICE PTY LTD QTIS Three-Year-Old Maiden Plate - 1600m



22 December 2024 - 14:01

Track Rating: Soft 6, Weather: Fine, Rail Position: +12m Entire

Section	Overall	1400m	1200m	1000m	800m	600m	400m	200m
Section Times	1:39.98 [5] (0:13.59)	1:26.39 [6] (0:11.31)	1:15.08 [6] (0:13.02)	1:02.06 [7] (0:12.63)	0:49.43 [7] (0:12.48)	0:36.95 [6] (0:12.34)	0:24.61 [6] (0:12.19)	0:12.42 [5] (0:12.42)
Average Speed [km/h]	53.0	63.8	55.5	57.1	58.0	58.7	58.9	58.0
Top Speed [km/h]	65.9	66.5	59.5	58.6	59.3	60.0	60.4	60.3
Avg. Dist. to Rail [m]	7.4	1.7	1.2	1.2	0.8	0.8	0.4	0.8
Avg. Stride Freq. [Hz]	2.3	2.4	2.3	2.3	2.3	2.3	2.3	2.3
Avg. Stride Length [m]	6.2	7.3	6.8	7.0	7.1	7.1	7.0	7.0



- [] Ranking at each section and finish
- .-.- No data available at this section
- NA No data available



Horse/Jockey Name	Captain Good Vibes
Final Rank	6
Fastest Section Time (Section)	0:11.47 (1400m)
Top Speed [km/h] (Section)	65.6 (Overall)
Race State	Finished



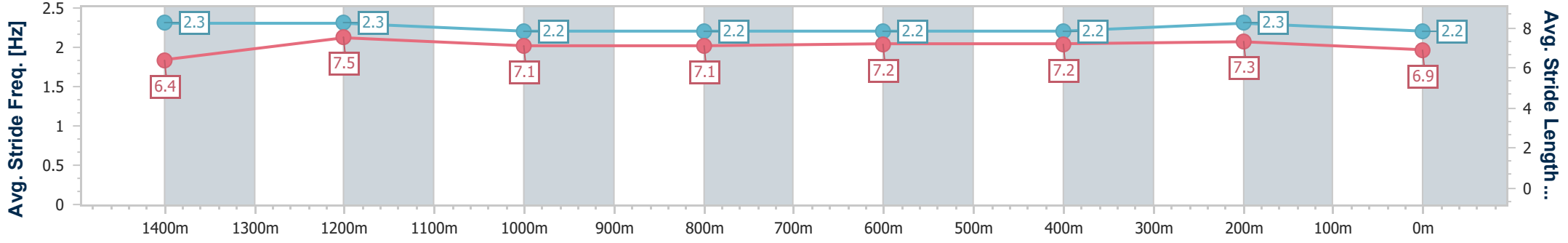
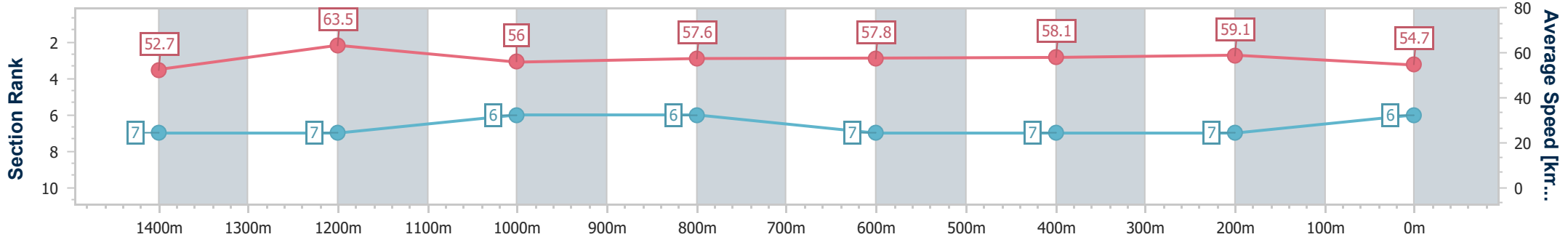
Sunshine Coast QLD Professional
 Race 3: CLAYTON'S TOWING SERVICE PTY LTD QTIS Three-Year-Old Maiden Plate - 1600m



22 December 2024 - 14:01

Track Rating: Soft 6, Weather: Fine, Rail Position: +12m Entire

Section	Overall	1400m	1200m	1000m	800m	600m	400m	200m
Section Times	1:40.89 [6] (0:13.60)	1:27.29 [7] (0:11.47)	1:15.82 [7] (0:12.83)	1:02.99 [6] (0:12.60)	0:50.39 [6] (0:12.57)	0:37.82 [7] (0:12.49)	0:25.33 [7] (0:12.17)	0:13.16 [7] (0:13.16)
Average Speed [km/h]	52.7	63.5	56.0	57.6	57.8	58.1	59.1	54.7
Top Speed [km/h]	65.6	65.4	60.3	58.8	58.1	59.2	60.0	57.2
Avg. Dist. to Rail [m]	3.8	2.1	3.1	2.9	1.2	1.2	4.0	4.6
Avg. Stride Freq. [Hz]	2.3	2.3	2.2	2.2	2.2	2.2	2.3	2.2
Avg. Stride Length [m]	6.4	7.5	7.1	7.1	7.2	7.2	7.3	6.9



- [] Ranking at each section and finish
- .-.- No data available at this section
- NA No data available



Horse/Jockey Name	Jamcart
Final Rank	7
Fastest Section Time (Section)	0:11.58 (1400m)
Top Speed [km/h] (Section)	64.4 (1400m)
Race State	Finished



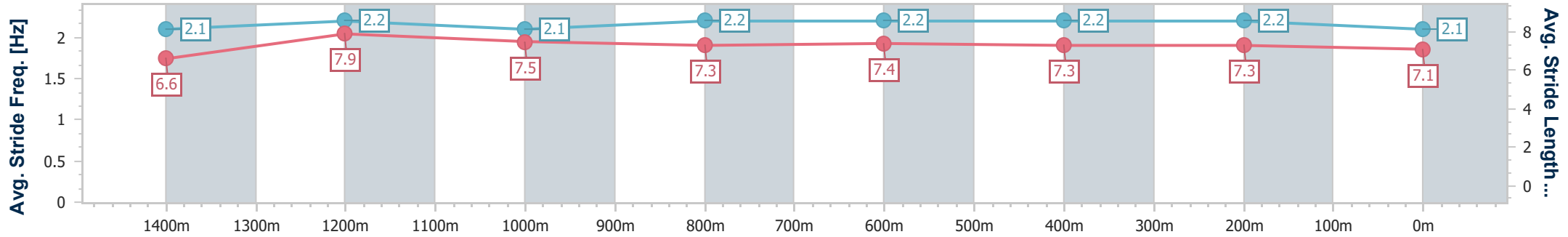
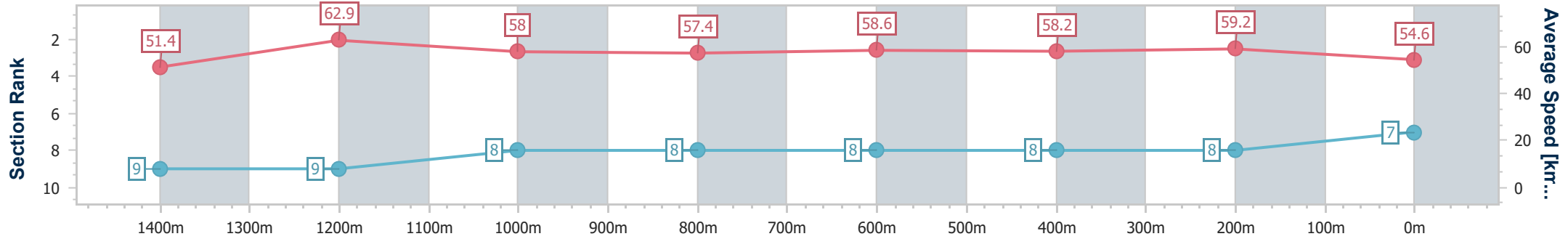
Sunshine Coast QLD Professional
 Race 3: CLAYTON'S TOWING SERVICE PTY LTD QTIS Three-Year-Old Maiden Plate - 1600m



22 December 2024 - 14:01

Track Rating: Soft 6, Weather: Fine, Rail Position: +12m Entire

Section	Overall	1400m	1200m	1000m	800m	600m	400m	200m
Section Times	1:41.04 [7] (0:14.01)	1:27.03 [9] (0:11.58)	1:15.45 [9] (0:12.37)	1:03.08 [8] (0:12.68)	0:50.40 [8] (0:12.45)	0:37.95 [8] (0:12.62)	0:25.33 [8] (0:12.16)	0:13.17 [8] (0:13.17)
Average Speed [km/h]	51.4	62.9	58.0	57.4	58.6	58.2	59.2	54.6
Top Speed [km/h]	64.1	64.4	60.8	59.0	59.6	59.5	60.3	57.5
Avg. Dist. to Rail [m]	6.5	3.5	3.3	3.1	2.4	3.3	4.8	4.7
Avg. Stride Freq. [Hz]	2.1	2.2	2.1	2.2	2.2	2.2	2.2	2.1
Avg. Stride Length [m]	6.6	7.9	7.5	7.3	7.4	7.3	7.3	7.1



- [] Ranking at each section and finish
- .-.- No data available at this section
- NA No data available



Horse/Jockey Name	Majestic Louvre
Final Rank	8
Fastest Section Time (Section)	0:11.39 (1400m)
Top Speed [km/h] (Section)	67.0 (1400m)
Race State	Finished



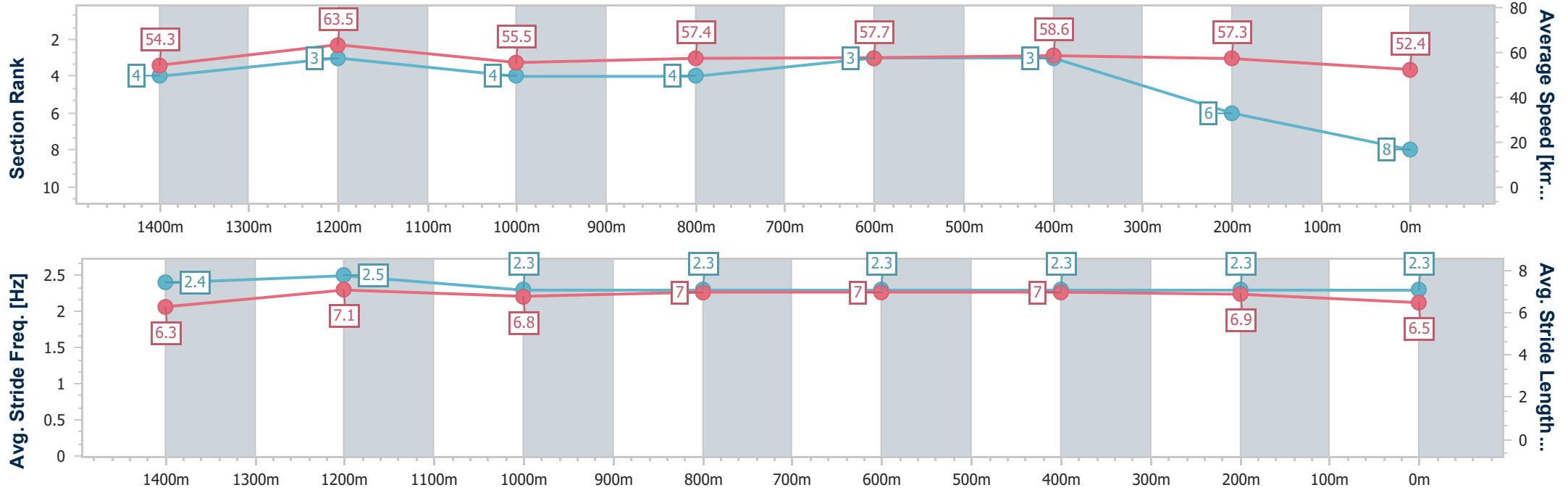
Sunshine Coast QLD Professional
 Race 3: CLAYTON'S TOWING SERVICE PTY LTD QTIS Three-Year-Old Maiden Plate - 1600m



22 December 2024 - 14:01

Track Rating: Soft 6, Weather: Fine, Rail Position: +12m Entire

Section	Overall	1400m	1200m	1000m	800m	600m	400m	200m
Section Times	1:41.38 [8] (0:13.24)	1:28.14 [4] (0:11.39)	1:16.75 [3] (0:12.98)	1:03.77 [4] (0:12.63)	0:51.14 [4] (0:12.53)	0:38.61 [3] (0:12.33)	0:26.28 [3] (0:12.58)	0:13.70 [6] (0:13.70)
Average Speed [km/h]	54.3	63.5	55.5	57.4	57.7	58.6	57.3	52.4
Top Speed [km/h]	66.8	67.0	59.2	58.6	58.7	59.4	59.1	56.3
Avg. Dist. to Rail [m]	2.1	1.6	1.8	2.1	1.2	0.3	1.3	1.4
Avg. Stride Freq. [Hz]	2.4	2.5	2.3	2.3	2.3	2.3	2.3	2.3
Avg. Stride Length [m]	6.3	7.1	6.8	7.0	7.0	7.0	6.9	6.5



- [] Ranking at each section and finish
- .-.- No data available at this section
- NA No data available



Horse/Jockey Name	King's Warrior
Final Rank	9
Fastest Section Time (Section)	0:11.32 (1400m)
Top Speed [km/h] (Section)	67.8 (Overall)
Race State	Finished



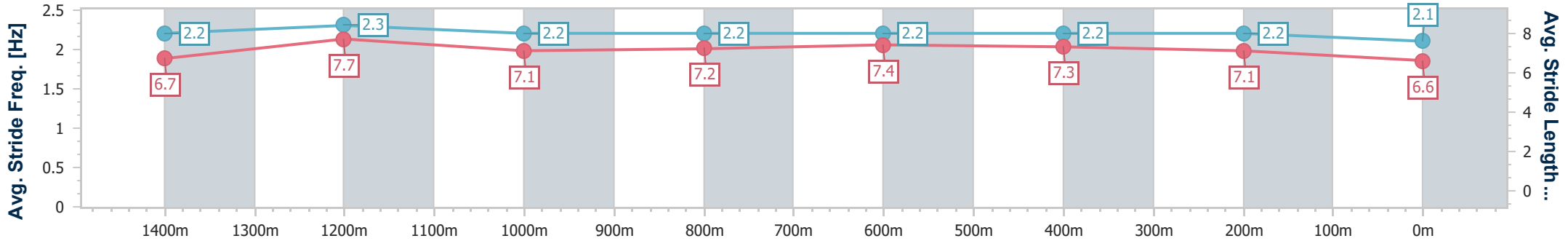
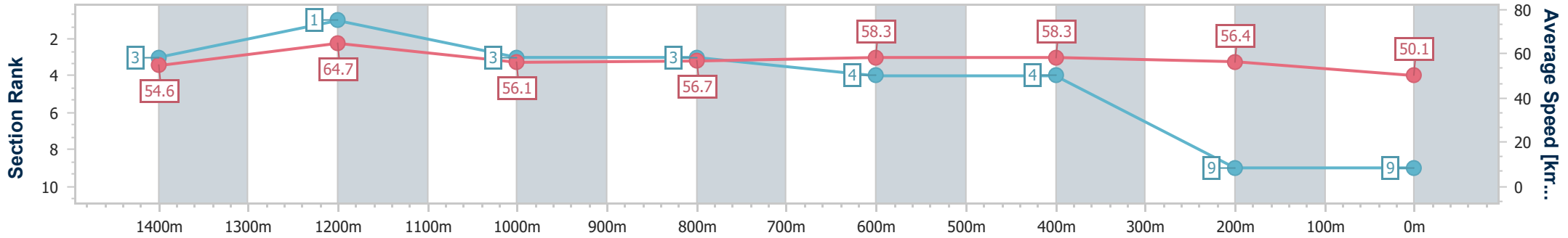
Sunshine Coast QLD Professional
 Race 3: CLAYTON'S TOWING SERVICE PTY LTD QTIS Three-Year-Old Maiden Plate - 1600m



22 December 2024 - 14:01

Track Rating: Soft 6, Weather: Fine, Rail Position: +12m Entire

Section	Overall	1400m	1200m	1000m	800m	600m	400m	200m
Section Times	1:42.29 [9] (0:13.22)	1:29.07 [3] (0:11.32)	1:17.75 [1] (0:12.85)	1:04.90 [3] (0:12.85)	0:52.05 [3] (0:12.54)	0:39.51 [4] (0:12.40)	0:27.11 [4] (0:12.75)	0:14.36 [9] (0:14.36)
Average Speed [km/h]	54.6	64.7	56.1	56.7	58.3	58.3	56.4	50.1
Top Speed [km/h]	67.8	67.7	60.3	58.6	59.3	58.8	58.3	54.1
Avg. Dist. to Rail [m]	5.8	4.8	4.3	4.2	2.5	0.8	2.1	1.2
Avg. Stride Freq. [Hz]	2.2	2.3	2.2	2.2	2.2	2.2	2.2	2.1
Avg. Stride Length [m]	6.7	7.7	7.1	7.2	7.4	7.3	7.1	6.6



- [] Ranking at each section and finish
- .-.- No data available at this section
- NA No data available



Sunshine Coast QLD Professional

Race 4: DIGITAL VISION DIRECT BENCHMARK 62 Handicap - 2200m

22 December 2024 - 14:34



Track Rating: Soft 6, Weather: Fine, Rail Position: +12m Entire

Section		Overall	2000m	1800m	1600m	1400m	1200m	1000m	Last 600m				
Field Times		2:23.30 (0:17.30)	2:06.00 (0:11.94)	1:54.06 (0:11.97)	1:42.09 (0:11.85)	1:30.24 (0:12.69)	1:17.55 (0:13.03)	1:04.52 (0:13.38)	0:38.20				
Rank	TAB Horse/Jockey	Barrier	Top Speed [km/h]	Fastest Section									Distance Travelled [m]
1	6 RADEGAST Anthony Allen	1	62.4	0:11.92	2:23.30 [1] (0:17.92)	2:05.38 [7] (0:11.92)	1:53.46 [6] (0:12.19)	1:41.27 [6] (0:11.99)	1:29.28 [5] (0:12.61)	1:16.67 [5] (0:12.87)	1:03.80 [5] (0:13.19)	0:37.82	
2	8 SON OF SATONO Nikita Beriman	5	64.6	0:11.85	2:23.33 [2] (0:17.30)	2:06.03 [1] (0:11.94)	1:54.09 [1] (0:11.97)	1:42.12 [1] (0:11.85)	1:30.27 [1] (0:12.69)	1:17.58 [1] (0:13.03)	1:04.55 [1] (0:13.38)	0:38.23	+2
3	1 ARIZONA DREAMING Michael Rodd	2	63.0	0:11.89	2:23.63 [3] (0:17.56)	2:06.07 [3] (0:11.89)	1:54.18 [3] (0:12.07)	1:42.11 [3] (0:12.01)	1:30.10 [3] (0:12.49)	1:17.61 [3] (0:13.05)	1:04.56 [3] (0:13.32)	0:38.44	+3
4	7 SOKUDO Georgina Cartwright	9	62.9	0:11.81	2:24.03 [4] (0:18.88)	2:05.15 [10] (0:11.81)	1:53.34 [10] (0:12.15)	1:41.19 [10] (0:11.90)	1:29.29 [10] (0:12.48)	1:16.81 [10] (0:12.88)	1:03.93 [10] (0:13.16)	0:38.11	+3
5	5 BILPA MOREA Taylor Marshall	3	62.3	0:11.91	2:24.28 [5] (0:18.39)	2:05.89 [8] (0:11.98)	1:53.91 [8] (0:12.11)	1:41.80 [8] (0:11.91)	1:29.89 [8] (0:12.53)	1:17.36 [7] (0:12.89)	1:04.47 [8] (0:13.14)	0:38.61	+2
6	2 GIDDY GAN'S JOY Michael Cahill	6	62.9	0:12.00	2:24.40 [6] (0:17.92)	2:06.48 [6] (0:12.00)	1:54.48 [7] (0:12.27)	1:42.21 [7] (0:12.13)	1:30.08 [7] (0:12.71)	1:17.37 [8] (0:12.87)	1:04.50 [9] (0:13.23)	0:38.54	+12
7	9 NITROGLYCERINE Robbie Dolan	4	62.2	0:11.86	2:24.79 [7] (0:18.65)	2:06.14 [9] (0:11.86)	1:54.28 [9] (0:12.22)	1:42.06 [9] (0:11.97)	1:30.09 [9] (0:12.47)	1:17.62 [9] (0:12.46)	1:05.16 [6] (0:12.90)	0:39.43	+10
8	3 NIPPA'S NIGHTCAP Cejay Graham	7	63.0	0:12.00	2:24.82 [8] (0:17.66)	2:07.16 [4] (0:12.00)	1:55.16 [5] (0:12.29)	1:42.87 [5] (0:12.09)	1:30.78 [6] (0:12.70)	1:18.08 [6] (0:12.92)	1:05.16 [7] (0:13.14)	0:39.27	+11
9	4 MONASTERY Damien Thornton	10	63.9	0:11.91	2:26.64 [9] (0:17.47)	2:09.17 [2] (0:11.91)	1:57.26 [2] (0:12.15)	1:45.11 [4] (0:12.09)	1:33.02 [4] (0:12.75)	1:20.27 [4] (0:12.97)	1:07.30 [4] (0:13.30)	0:41.17	+9
10	10 HARLEY CHARLIE Madeleine Wishart	8	63.9	0:11.67	2:29.36 [10] (0:17.80)	2:11.56 [5] (0:11.67)	1:59.89 [4] (0:11.85)	1:48.04 [2] (0:11.93)	1:36.11 [2] (0:12.68)	1:23.43 [2] (0:13.08)	1:10.35 [2] (0:13.37)	0:43.71	+8

[] Ranking at each section and finish
 -:-:- No data available at this section
 NA No data available

SCN Saddle cloth number
 DNF Did not finish
 DNT Did not track



Sunshine Coast QLD Professional

Race 4: DIGITAL VISION DIRECT BENCHMARK 62 Handicap - 2200m

22 December 2024 - 14:34



Track Rating: Soft 6, Weather: Fine, Rail Position: +12m Entire

Section						800m	600m	400m	200m	Last 600m		
Field Times						0:51.14 (0:12.94)	0:38.20 (0:12.56)	0:25.64 (0:12.51)	0:13.13 (0:13.13)	0:38.20		
Rank	TAB	Horse/Jockey	Barrier	Top Speed [km/h]	Fastest Section					Margin	Distance Travelled [m]	
1	6	RADEGAST Anthony Allen	1	62.4	0:11.92	0:50.61 [6] (0:12.79)	0:37.82 [5] (0:12.61)	0:25.21 [3] (0:12.22)	0:12.99 [2] (0:12.99)	2:23.30	0:37.82	
2	8	SON OF SATONO Nikita Beriman	5	64.6	0:11.85	0:51.17 [1] (0:12.94)	0:38.23 [1] (0:12.56)	0:25.67 [1] (0:12.51)	0:13.16 [1] (0:13.16)	0.2L	0:38.23	+2
3	1	ARIZONA DREAMING Michael Rodd	2	63.0	0:11.89	0:51.24 [3] (0:12.80)	0:38.44 [2] (0:12.65)	0:25.79 [2] (0:12.51)	0:13.28 [3] (0:13.28)	2L	0:38.44	+3
4	7	SOKUDO Georgina Cartwright	9	62.9	0:11.81	0:50.77 [10] (0:12.66)	0:38.11 [10] (0:12.40)	0:25.71 [6] (0:12.40)	0:13.31 [4] (0:13.31)	4.3L	0:38.11	+3
5	5	BILPA MOREA Taylor Marshall	3	62.3	0:11.91	0:51.33 [8] (0:12.72)	0:38.61 [8] (0:12.72)	0:25.89 [8] (0:12.50)	0:13.39 [5] (0:13.39)	5.6L	0:38.61	+2
6	2	GIDDY GAN'S JOY Michael Cahill	6	62.9	0:12.00	0:51.27 [9] (0:12.73)	0:38.54 [9] (0:12.67)	0:25.87 [9] (0:12.44)	0:13.43 [6] (0:13.43)	6.1L	0:38.54	+12
7	9	NITROGLYCERINE Robbie Dolan	4	62.2	0:11.86	0:52.26 [4] (0:12.83)	0:39.43 [3] (0:12.86)	0:26.57 [4] (0:12.75)	0:13.82 [7] (0:13.82)	8.4L	0:39.43	+10
8	3	NIPPA'S NIGHTCAP Cejay Graham	7	63.0	0:12.00	0:52.02 [7] (0:12.75)	0:39.27 [6] (0:12.79)	0:26.48 [7] (0:12.70)	0:13.78 [8] (0:13.78)	8.6L	0:39.27	+11
9	4	MONASTERY Damien Thornton	10	63.9	0:11.91	0:54.00 [5] (0:12.83)	0:41.17 [4] (0:12.79)	0:28.38 [5] (0:13.06)	0:15.32 [9] (0:15.32)	19.1L	0:41.17	+9
10	10	HARLEY CHARLIE Madeleine Wishart	8	63.9	0:11.67	0:56.98 [2] (0:13.27)	0:43.71 [7] (0:13.68)	0:30.03 [10] (0:14.11)	0:15.92 [10] (0:15.92)	34.9L	0:43.71	+8

[] Ranking at each section and finish
 -:-:- No data available at this section
 NA No data available

SCN Saddle cloth number
 DNF Did not finish
 DNT Did not track



Horse/Jockey Name	Radegast
Final Rank	1
Fastest Section Time (Section)	0:11.92 (2000m)
Top Speed [km/h] (Section)	62.4 (Overall)
Race State	Finished



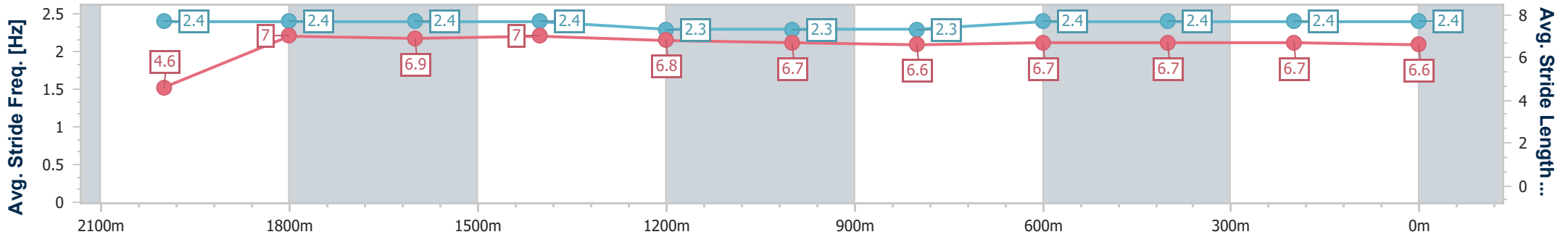
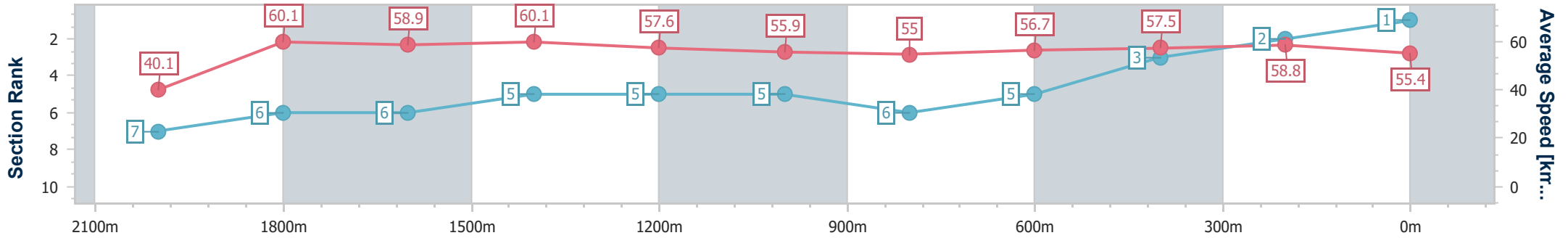
Sunshine Coast QLD Professional
Race 4: DIGITAL VISION DIRECT BENCHMARK 62 Handicap - 2200m



22 December 2024 - 14:34

Track Rating: Soft 6, Weather: Fine, Rail Position: +12m Entire

Section	Overall	2000m	1800m	1600m	1400m	1200m	1000m	800m	600m	400m	200m
Section Times	2:23.30 [1] (0:17.92)	2:05.38 [7] (0:11.92)	1:53.46 [6] (0:12.19)	1:41.27 [6] (0:11.99)	1:29.28 [5] (0:12.61)	1:16.67 [5] (0:12.87)	1:03.80 [5] (0:13.19)	0:50.61 [6] (0:12.79)	0:37.82 [5] (0:12.61)	0:25.21 [3] (0:12.22)	0:12.99 [2] (0:12.99)
Average Speed [km/h]	40.1	60.1	58.9	60.1	57.6	55.9	55.0	56.7	57.5	58.8	55.4
Top Speed [km/h]	62.4	62.4	60.3	61.0	60.1	57.4	55.7	58.2	58.8	59.7	57.9
Avg. Dist. to Rail [m]	4.3	1.1	1.0	1.7	2.0	2.2	2.0	1.2	1.3	4.6	3.9
Avg. Stride Freq. [Hz]	2.4	2.4	2.4	2.4	2.3	2.3	2.3	2.4	2.4	2.4	2.4
Avg. Stride Length [m]	4.6	7.0	6.9	7.0	6.8	6.7	6.6	6.7	6.7	6.7	6.6



- [] Ranking at each section and finish
- .-.- No data available at this section
- NA No data available



Horse/Jockey Name	Son Of Satono
Final Rank	2
Fastest Section Time (Section)	0:11.85 (1600m)
Top Speed [km/h] (Section)	64.6 (Overall)
Race State	Finished



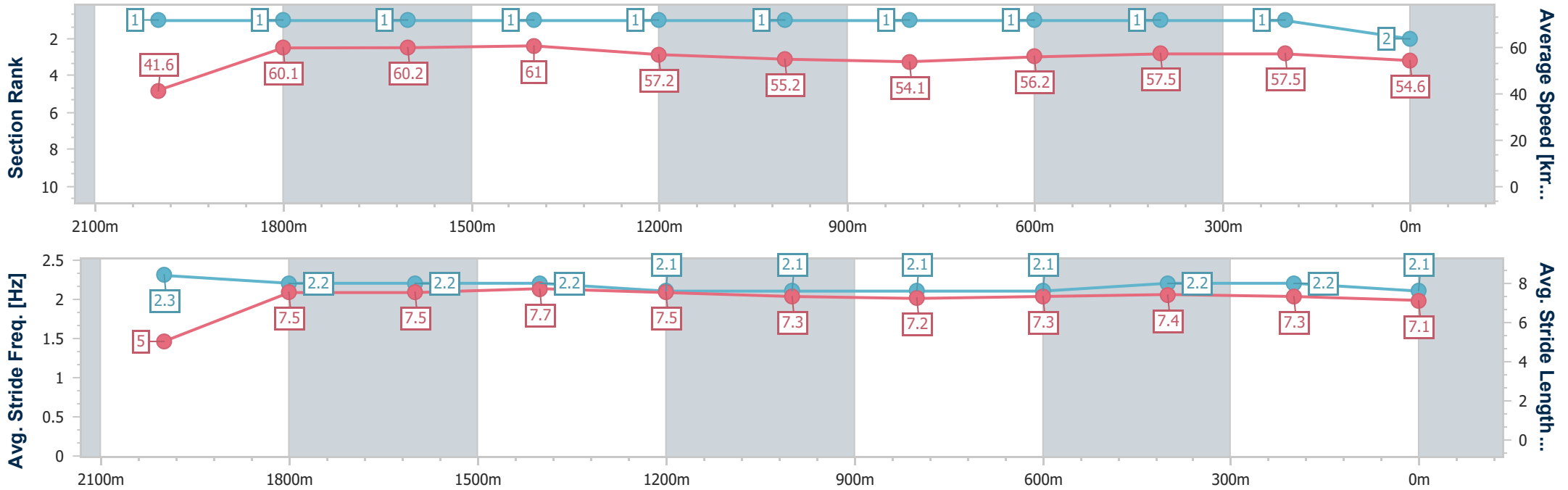
Sunshine Coast QLD Professional
Race 4: DIGITAL VISION DIRECT BENCHMARK 62 Handicap - 2200m



22 December 2024 - 14:34

Track Rating: Soft 6, Weather: Fine, Rail Position: +12m Entire

Section	Overall	2000m	1800m	1600m	1400m	1200m	1000m	800m	600m	400m	200m
Section Times	2:23.33 [2] (0:17.30)	2:06.03 [1] (0:11.94)	1:54.09 [1] (0:11.97)	1:42.12 [1] (0:11.85)	1:30.27 [1] (0:12.69)	1:17.58 [1] (0:13.03)	1:04.55 [1] (0:13.38)	0:51.17 [1] (0:12.94)	0:38.23 [1] (0:12.56)	0:25.67 [1] (0:12.51)	0:13.16 [1] (0:13.16)
Average Speed [km/h]	41.6	60.1	60.2	61.0	57.2	55.2	54.1	56.2	57.5	57.5	54.6
Top Speed [km/h]	64.6	63.0	61.9	62.0	59.4	56.2	54.7	57.6	57.9	58.8	56.3
Avg. Dist. to Rail [m]	6.5	0.2	0.2	1.7	2.2	2.5	2.2	1.3	0.8	0.7	1.1
Avg. Stride Freq. [Hz]	2.3	2.2	2.2	2.2	2.1	2.1	2.1	2.1	2.2	2.2	2.1
Avg. Stride Length [m]	5.0	7.5	7.5	7.7	7.5	7.3	7.2	7.3	7.4	7.3	7.1



- [] Ranking at each section and finish
- .-.- No data available at this section
- NA No data available



Horse/Jockey Name	Arizona Dreaming
Final Rank	3
Fastest Section Time (Section)	0:11.89 (2000m)
Top Speed [km/h] (Section)	63.0 (Overall)
Race State	Finished



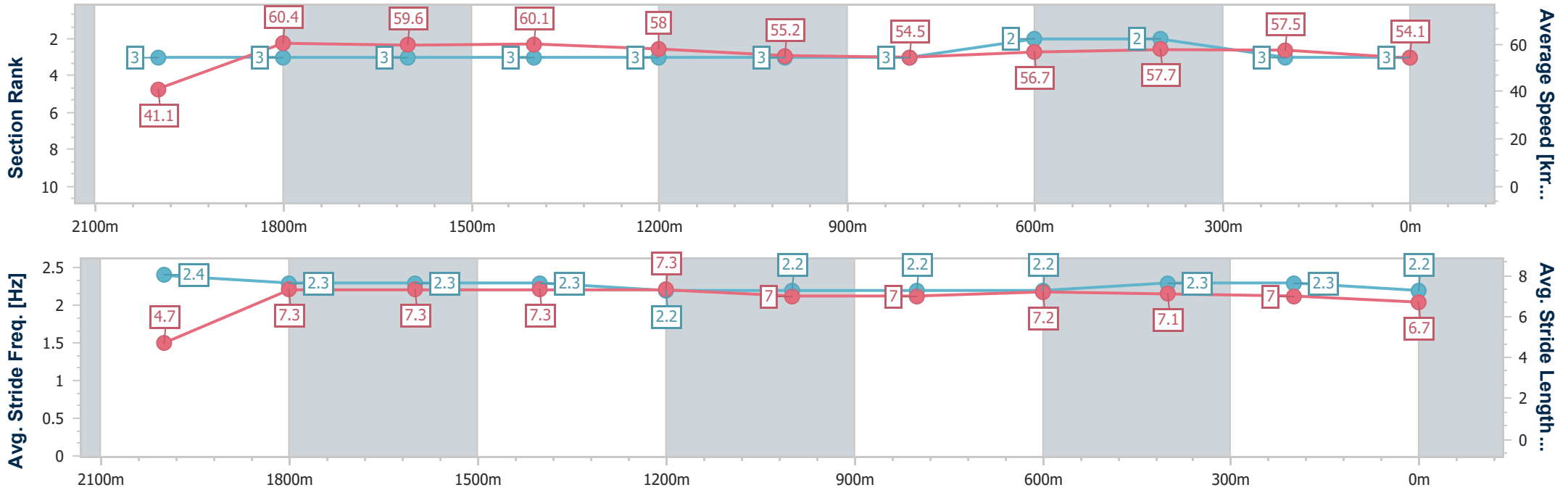
Sunshine Coast QLD Professional
Race 4: DIGITAL VISION DIRECT BENCHMARK 62 Handicap - 2200m



22 December 2024 - 14:34

Track Rating: Soft 6, Weather: Fine, Rail Position: +12m Entire

Section	Overall	2000m	1800m	1600m	1400m	1200m	1000m	800m	600m	400m	200m
Section Times	2:23.63 [3] (0:17.56)	2:06.07 [3] (0:11.89)	1:54.18 [3] (0:12.07)	1:42.11 [3] (0:12.01)	1:30.10 [3] (0:12.49)	1:17.61 [3] (0:13.05)	1:04.56 [3] (0:13.32)	0:51.24 [3] (0:12.80)	0:38.44 [2] (0:12.65)	0:25.79 [2] (0:12.51)	0:13.28 [3] (0:13.28)
Average Speed [km/h]	41.1	60.4	59.6	60.1	58.0	55.2	54.5	56.7	57.7	57.5	54.1
Top Speed [km/h]	63.0	62.8	60.8	61.0	61.0	56.6	55.3	58.1	58.3	58.2	57.1
Avg. Dist. to Rail [m]	4.9	0.5	0.3	1.4	2.1	2.3	2.1	1.3	2.0	2.2	2.0
Avg. Stride Freq. [Hz]	2.4	2.3	2.3	2.3	2.2	2.2	2.2	2.2	2.3	2.3	2.2
Avg. Stride Length [m]	4.7	7.3	7.3	7.3	7.3	7.0	7.0	7.2	7.1	7.0	6.7



- [] Ranking at each section and finish
- .-.- No data available at this section
- NA No data available



Horse/Jockey Name	Sokudo
Final Rank	4
Fastest Section Time (Section)	0:11.81 (2000m)
Top Speed [km/h] (Section)	62.9 (Overall)
Race State	Finished



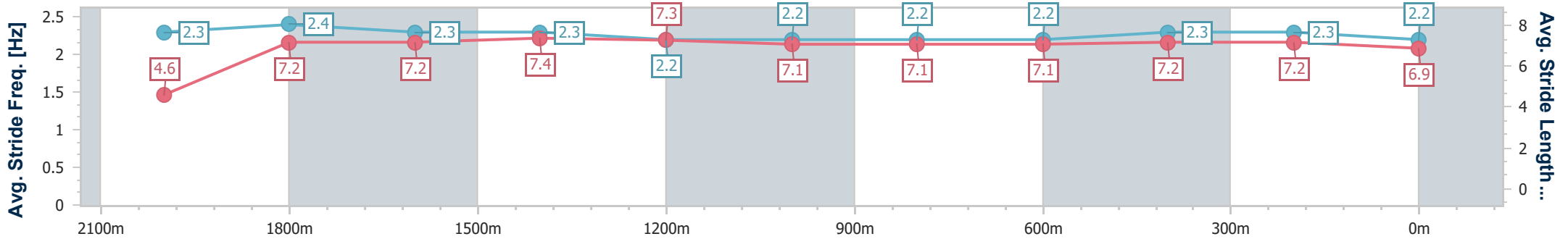
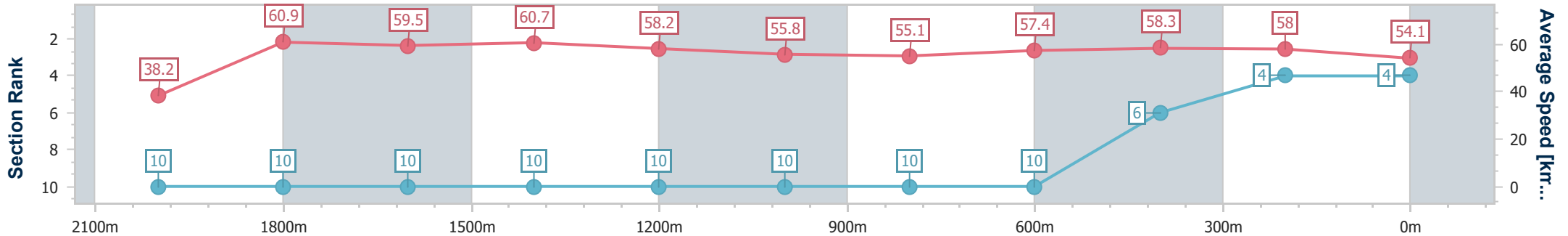
Sunshine Coast QLD Professional
Race 4: DIGITAL VISION DIRECT BENCHMARK 62 Handicap - 2200m



22 December 2024 - 14:34

Track Rating: Soft 6, Weather: Fine, Rail Position: +12m Entire

Section	Overall	2000m	1800m	1600m	1400m	1200m	1000m	800m	600m	400m	200m
Section Times	2:24.03 [4] (0:18.88)	2:05.15 [10] (0:11.81)	1:53.34 [10] (0:12.15)	1:41.19 [10] (0:11.90)	1:29.29 [10] (0:12.48)	1:16.81 [10] (0:12.88)	1:03.93 [10] (0:13.16)	0:50.77 [10] (0:12.66)	0:38.11 [10] (0:12.40)	0:25.71 [6] (0:12.40)	0:13.31 [4] (0:13.31)
Average Speed [km/h]	38.2	60.9	59.5	60.7	58.2	55.8	55.1	57.4	58.3	58.0	54.1
Top Speed [km/h]	62.9	62.5	62.3	61.1	61.2	57.0	56.0	58.7	58.8	58.8	56.7
Avg. Dist. to Rail [m]	4.7	0.3	0.8	1.9	2.1	2.4	2.2	1.4	0.5	1.1	2.5
Avg. Stride Freq. [Hz]	2.3	2.4	2.3	2.3	2.2	2.2	2.2	2.2	2.3	2.3	2.2
Avg. Stride Length [m]	4.6	7.2	7.2	7.4	7.3	7.1	7.1	7.1	7.2	7.2	6.9



- [] Ranking at each section and finish
- .-.- No data available at this section
- NA No data available



Horse/Jockey Name	Bilpa Morea
Final Rank	5
Fastest Section Time (Section)	0:11.91 (1600m)
Top Speed [km/h] (Section)	62.3 (Overall)
Race State	Finished



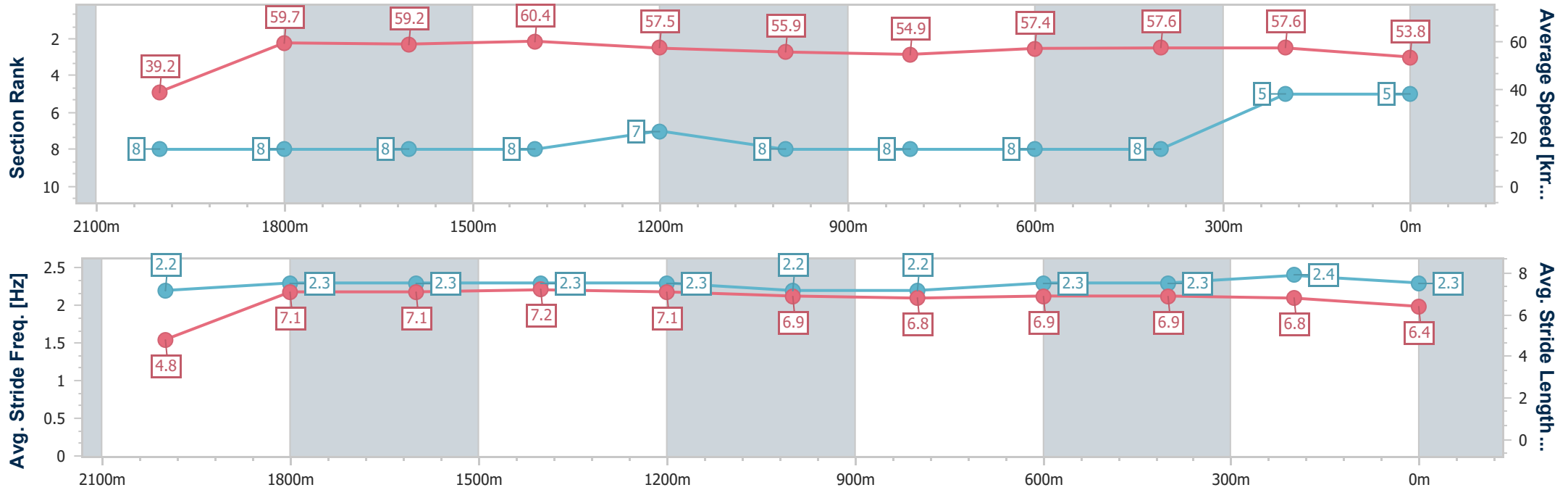
Sunshine Coast QLD Professional
Race 4: DIGITAL VISION DIRECT BENCHMARK 62 Handicap - 2200m



22 December 2024 - 14:34

Track Rating: Soft 6, Weather: Fine, Rail Position: +12m Entire

Section	Overall	2000m	1800m	1600m	1400m	1200m	1000m	800m	600m	400m	200m
Section Times	2:24.28 [5] (0:18.39)	2:05.89 [8] (0:11.98)	1:53.91 [8] (0:12.11)	1:41.80 [8] (0:11.91)	1:29.89 [8] (0:12.53)	1:17.36 [7] (0:12.89)	1:04.47 [8] (0:13.14)	0:51.33 [8] (0:12.72)	0:38.61 [8] (0:12.72)	0:25.89 [8] (0:12.50)	0:13.39 [5] (0:13.39)
Average Speed [km/h]	39.2	59.7	59.2	60.4	57.5	55.9	54.9	57.4	57.6	57.6	53.8
Top Speed [km/h]	62.3	61.8	60.4	61.5	60.7	57.1	56.0	58.6	58.7	58.6	56.6
Avg. Dist. to Rail [m]	4.6	0.8	1.1	0.5	0.8	1.0	1.0	2.1	3.3	2.9	4.2
Avg. Stride Freq. [Hz]	2.2	2.3	2.3	2.3	2.3	2.2	2.2	2.3	2.3	2.4	2.3
Avg. Stride Length [m]	4.8	7.1	7.1	7.2	7.1	6.9	6.8	6.9	6.9	6.8	6.4



- [] Ranking at each section and finish
- .-.- No data available at this section
- NA No data available



Horse/Jockey Name	Giddy Gan's Joy
Final Rank	6
Fastest Section Time (Section)	0:12.00 (2000m)
Top Speed [km/h] (Section)	62.9 (Overall)
Race State	Finished



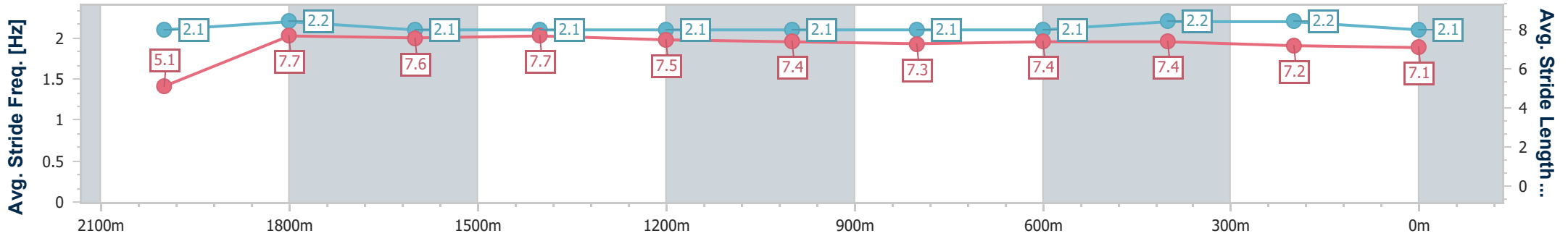
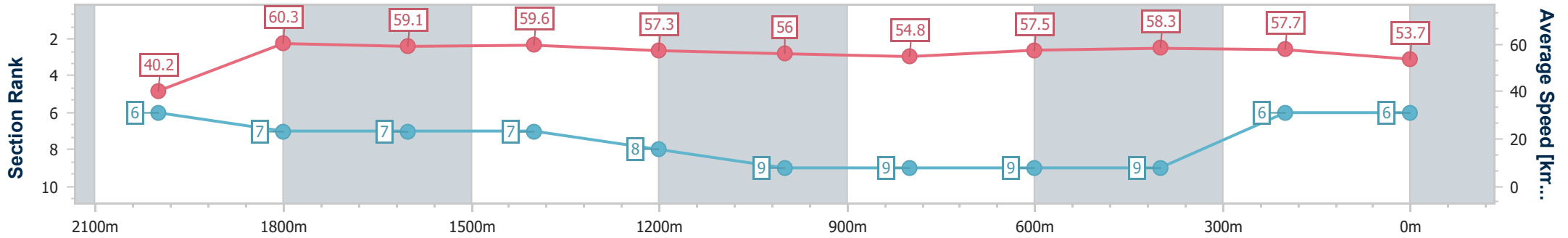
Sunshine Coast QLD Professional
Race 4: DIGITAL VISION DIRECT BENCHMARK 62 Handicap - 2200m



22 December 2024 - 14:34

Track Rating: Soft 6, Weather: Fine, Rail Position: +12m Entire

Section	Overall	2000m	1800m	1600m	1400m	1200m	1000m	800m	600m	400m	200m
Section Times	2:24.40 [6] (0:17.92)	2:06.48 [6] (0:12.00)	1:54.48 [7] (0:12.27)	1:42.21 [7] (0:12.13)	1:30.08 [7] (0:12.71)	1:17.37 [8] (0:12.87)	1:04.50 [9] (0:13.23)	0:51.27 [9] (0:12.73)	0:38.54 [9] (0:12.67)	0:25.87 [9] (0:12.44)	0:13.43 [6] (0:13.43)
Average Speed [km/h]	40.2	60.3	59.1	59.6	57.3	56.0	54.8	57.5	58.3	57.7	53.7
Top Speed [km/h]	62.9	62.9	60.4	60.4	59.8	57.8	56.2	58.5	58.8	58.8	56.6
Avg. Dist. to Rail [m]	5.6	0.7	1.4	2.7	2.9	3.1	3.3	2.9	3.6	5.6	5.4
Avg. Stride Freq. [Hz]	2.1	2.2	2.1	2.1	2.1	2.1	2.1	2.1	2.2	2.2	2.1
Avg. Stride Length [m]	5.1	7.7	7.6	7.7	7.5	7.4	7.3	7.4	7.4	7.2	7.1



- [] Ranking at each section and finish
- .-.- No data available at this section
- NA No data available



Horse/Jockey Name	Nitroglycerine
Final Rank	7
Fastest Section Time (Section)	0:11.86 (2000m)
Top Speed [km/h] (Section)	62.2 (Overall)
Race State	Finished



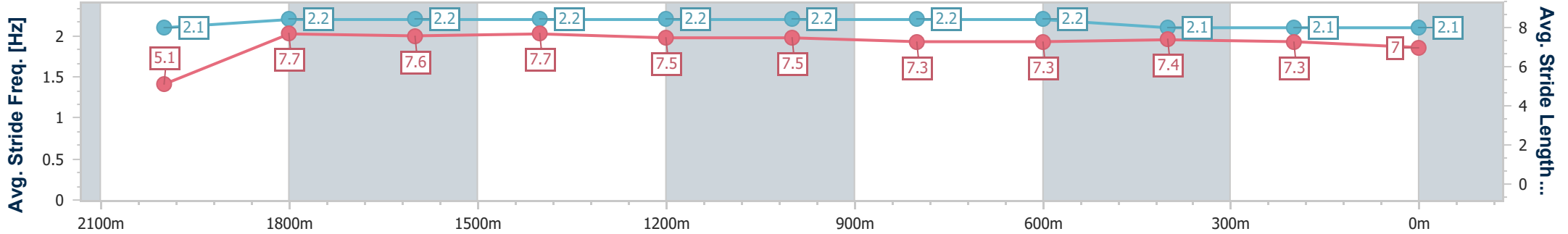
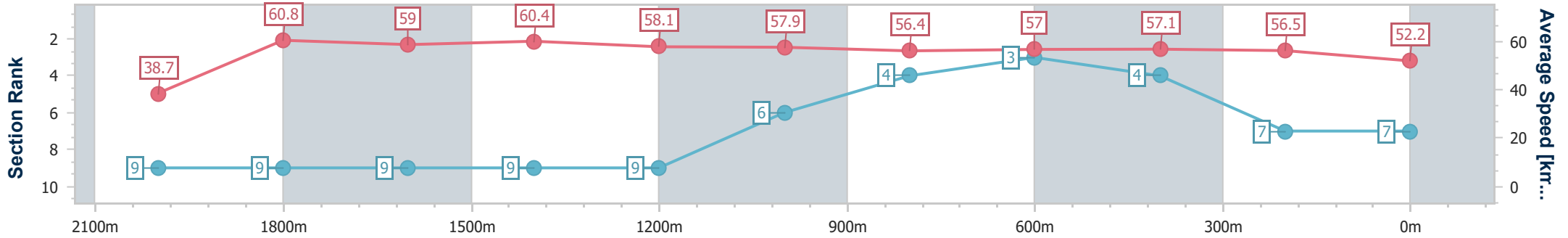
Sunshine Coast QLD Professional
Race 4: DIGITAL VISION DIRECT BENCHMARK 62 Handicap - 2200m



22 December 2024 - 14:34

Track Rating: Soft 6, Weather: Fine, Rail Position: +12m Entire

Section	Overall	2000m	1800m	1600m	1400m	1200m	1000m	800m	600m	400m	200m
Section Times	2:24.79 [7] (0:18.65)	2:06.14 [9] (0:11.86)	1:54.28 [9] (0:12.22)	1:42.06 [9] (0:11.97)	1:30.09 [9] (0:12.47)	1:17.62 [9] (0:12.46)	1:05.16 [6] (0:12.90)	0:52.26 [4] (0:12.83)	0:39.43 [3] (0:12.86)	0:26.57 [4] (0:12.75)	0:13.82 [7] (0:13.82)
Average Speed [km/h]	38.7	60.8	59.0	60.4	58.1	57.9	56.4	57.0	57.1	56.5	52.2
Top Speed [km/h]	62.2	62.1	60.3	61.1	60.8	59.0	57.4	57.7	58.1	57.5	55.1
Avg. Dist. to Rail [m]	5.1	0.4	0.5	1.9	2.6	3.7	3.2	2.9	3.6	3.8	4.2
Avg. Stride Freq. [Hz]	2.1	2.2	2.2	2.2	2.2	2.2	2.2	2.2	2.1	2.1	2.1
Avg. Stride Length [m]	5.1	7.7	7.6	7.7	7.5	7.5	7.3	7.3	7.4	7.3	7.0



- [] Ranking at each section and finish
- .-.- No data available at this section
- NA No data available



Horse/Jockey Name	Nippa's Nightcap
Final Rank	8
Fastest Section Time (Section)	0:12.00 (2000m)
Top Speed [km/h] (Section)	63.0 (Overall)
Race State	Finished



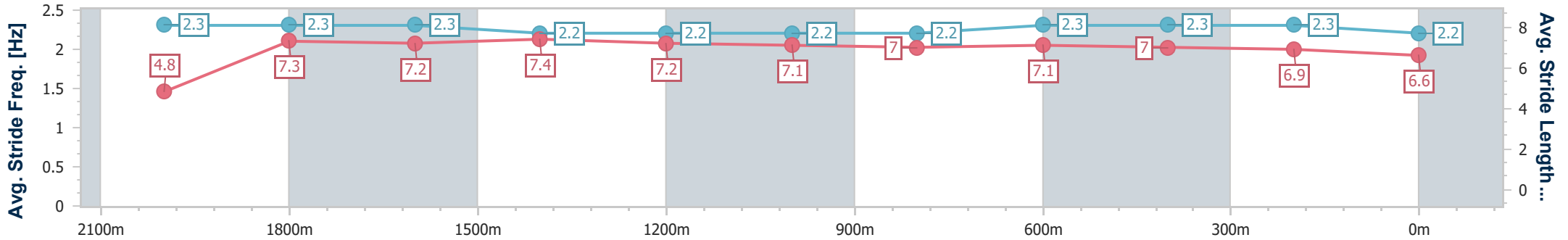
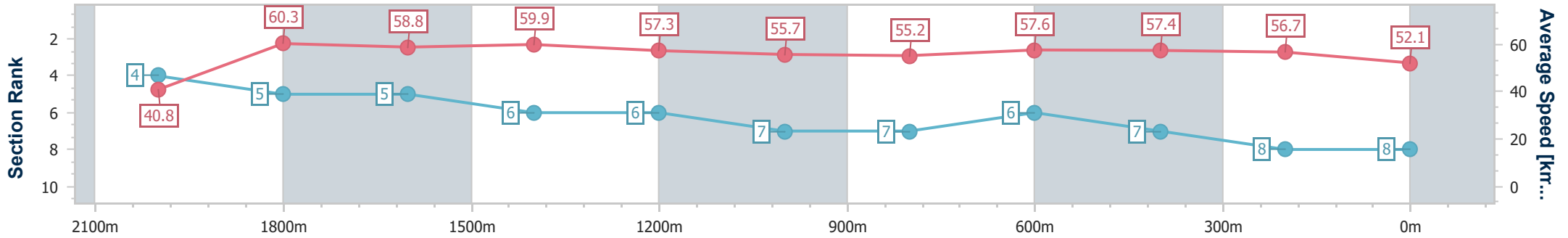
Sunshine Coast QLD Professional
Race 4: DIGITAL VISION DIRECT BENCHMARK 62 Handicap - 2200m



22 December 2024 - 14:34

Track Rating: Soft 6, Weather: Fine, Rail Position: +12m Entire

Section	Overall	2000m	1800m	1600m	1400m	1200m	1000m	800m	600m	400m	200m
Section Times	2:24.82 [8] (0:17.66)	2:07.16 [4] (0:12.00)	1:55.16 [5] (0:12.29)	1:42.87 [5] (0:12.09)	1:30.78 [6] (0:12.70)	1:18.08 [6] (0:12.92)	1:05.16 [7] (0:13.14)	0:52.02 [7] (0:12.75)	0:39.27 [6] (0:12.79)	0:26.48 [7] (0:12.70)	0:13.78 [8] (0:13.78)
Average Speed [km/h]	40.8	60.3	58.8	59.9	57.3	55.7	55.2	57.6	57.4	56.7	52.1
Top Speed [km/h]	63.0	62.5	60.0	60.8	59.5	57.2	56.5	58.7	58.4	57.6	55.1
Avg. Dist. to Rail [m]	6.5	0.9	1.0	2.3	2.9	3.1	3.3	3.3	3.2	4.0	4.3
Avg. Stride Freq. [Hz]	2.3	2.3	2.3	2.2	2.2	2.2	2.2	2.3	2.3	2.3	2.2
Avg. Stride Length [m]	4.8	7.3	7.2	7.4	7.2	7.1	7.0	7.1	7.0	6.9	6.6



- [] Ranking at each section and finish
- .-.- No data available at this section
- NA No data available



Horse/Jockey Name	Monastery
Final Rank	9
Fastest Section Time (Section)	0:11.91 (2000m)
Top Speed [km/h] (Section)	63.9 (Overall)
Race State	Finished



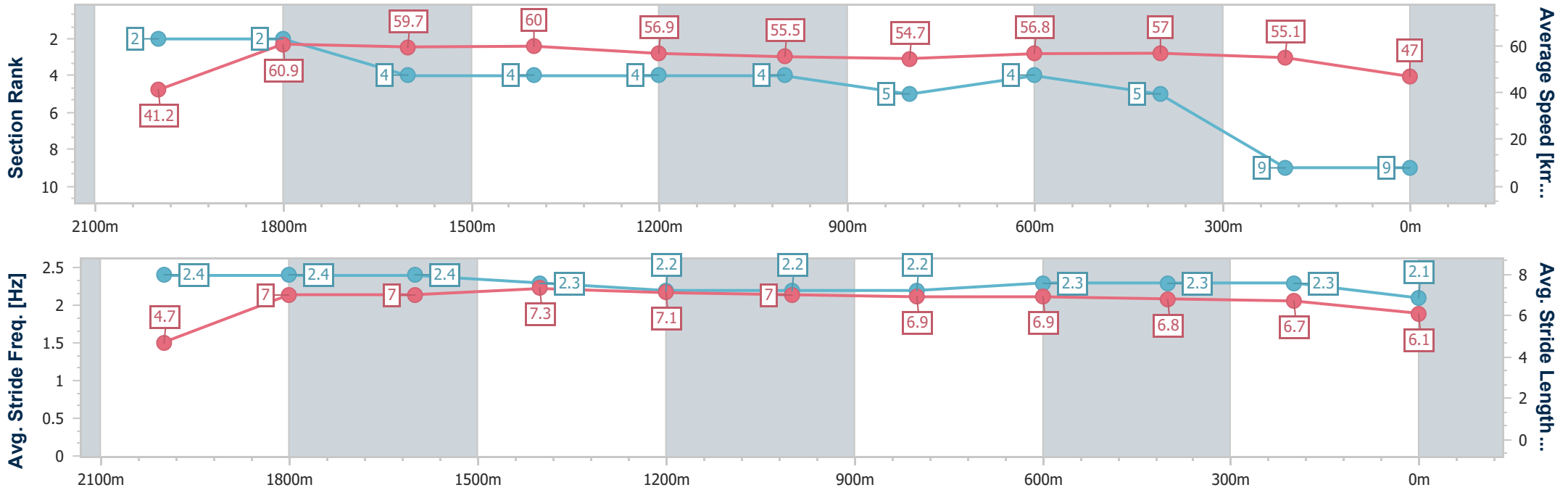
Sunshine Coast QLD Professional
Race 4: DIGITAL VISION DIRECT BENCHMARK 62 Handicap - 2200m



22 December 2024 - 14:34

Track Rating: Soft 6, Weather: Fine, Rail Position: +12m Entire

Section	Overall	2000m	1800m	1600m	1400m	1200m	1000m	800m	600m	400m	200m
Section Times	2:26.64 [9] (0:17.47)	2:09.17 [2] (0:11.91)	1:57.26 [2] (0:12.15)	1:45.11 [4] (0:12.09)	1:33.02 [4] (0:12.75)	1:20.27 [4] (0:12.97)	1:07.30 [4] (0:13.30)	0:54.00 [5] (0:12.83)	0:41.17 [4] (0:12.79)	0:28.38 [5] (0:13.06)	0:15.32 [9] (0:15.32)
Average Speed [km/h]	41.2	60.9	59.7	60.0	56.9	55.5	54.7	56.8	57.0	55.1	47.0
Top Speed [km/h]	63.9	63.5	60.7	60.4	59.5	57.1	55.1	58.7	59.0	56.8	53.5
Avg. Dist. to Rail [m]	8.8	1.3	1.4	2.1	2.9	3.2	3.0	2.6	2.0	3.4	4.1
Avg. Stride Freq. [Hz]	2.4	2.4	2.4	2.3	2.2	2.2	2.2	2.3	2.3	2.3	2.1
Avg. Stride Length [m]	4.7	7.0	7.0	7.3	7.1	7.0	6.9	6.9	6.8	6.7	6.1



- [] Ranking at each section and finish
- .-.- No data available at this section
- NA No data available



Horse/Jockey Name	Harley Charlie
Final Rank	10
Fastest Section Time (Section)	0:11.67 (2000m)
Top Speed [km/h] (Section)	63.9 (Overall)
Race State	Finished



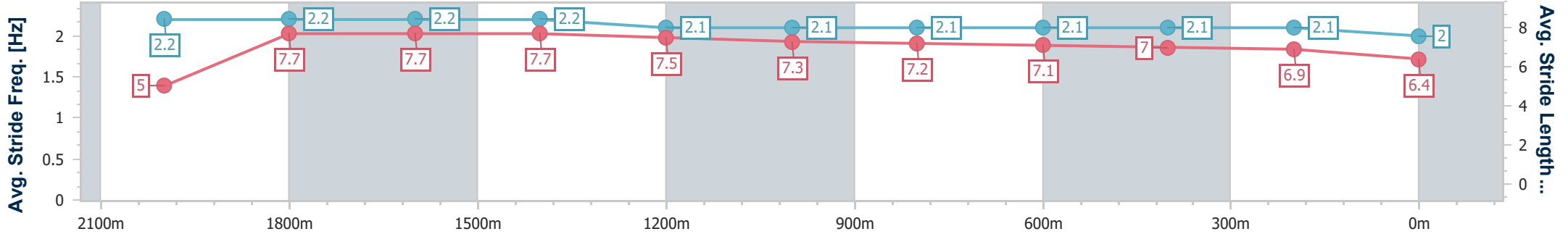
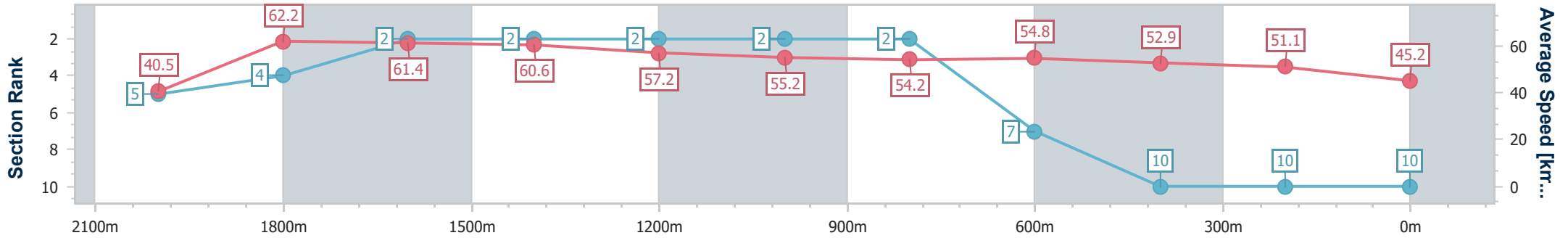
Sunshine Coast QLD Professional
Race 4: DIGITAL VISION DIRECT BENCHMARK 62 Handicap - 2200m



22 December 2024 - 14:34

Track Rating: Soft 6, Weather: Fine, Rail Position: +12m Entire

Section	Overall	2000m	1800m	1600m	1400m	1200m	1000m	800m	600m	400m	200m
Section Times	2:29.36 [10] (0:17.80)	2:11.56 [5] (0:11.67)	1:59.89 [4] (0:11.85)	1:48.04 [2] (0:11.93)	1:36.11 [2] (0:12.68)	1:23.43 [2] (0:13.08)	1:10.35 [2] (0:13.37)	0:56.98 [2] (0:13.27)	0:43.71 [7] (0:13.68)	0:30.03 [10] (0:14.11)	0:15.92 [10] (0:15.92)
Average Speed [km/h]	40.5	62.2	61.4	60.6	57.2	55.2	54.2	54.8	52.9	51.1	45.2
Top Speed [km/h]	63.9	63.5	62.3	61.6	59.1	57.2	55.0	55.7	54.1	52.1	49.0
Avg. Dist. to Rail [m]	7.4	1.4	1.8	2.4	2.9	3.2	2.9	2.0	0.9	2.4	2.2
Avg. Stride Freq. [Hz]	2.2	2.2	2.2	2.2	2.1	2.1	2.1	2.1	2.1	2.1	2.0
Avg. Stride Length [m]	5.0	7.7	7.7	7.7	7.5	7.3	7.2	7.1	7.0	6.9	6.4



- [] Ranking at each section and finish
- .-.- No data available at this section
- NA No data available



Sunshine Coast QLD Professional

Race 5: BATTERY WISE SUNSHINE COAST Class 5 Handicap - 1600m

22 December 2024 - 15:10



Track Rating: Soft 6, Weather: Fine, Rail Position: +12m Entire

Section														
Field Times														
Overall	1400m	1200m	1000m	800m	600m	400m	Last 600m							
1:36.75 (0:13.13)	1:23.62 (0:10.77)	1:12.85 (0:11.26)	1:01.59 (0:11.83)	0:49.76 (0:12.23)	0:37.53 (0:12.42)	0:25.11 (0:12.64)	0:37.53							
Rank	TAB	Horse/Jockey	Barrier	Top Speed [km/h]	Fastest Section	Overall	1400m	1200m	1000m	800m	600m	400m	Last 600m	Distance Travelled [m]
1	1	DIABLO BOLT Jag Guthmann-Chester	3	64.7 1400m	0:11.46 1400m	1:36.75 [1] (0:13.88)	1:22.87 [7] (0:11.46)	1:11.41 [7] (0:11.78)	0:59.63 [8] (0:11.68)	0:47.95 [7] (0:11.86)	0:36.09 [7] (0:11.82)	0:24.27 [5] (0:11.80)	0:36.09	
2	6	OUTBURST Emily Lang	2	64.7 Overall	0:11.43 1400m	1:38.05 [2] (0:13.71)	1:24.34 [5] (0:11.43)	1:12.91 [6] (0:11.74)	1:01.17 [6] (0:11.67)	0:49.50 [6] (0:11.87)	0:37.63 [4] (0:11.98)	0:25.65 [4] (0:12.26)	0:37.63	+0
3	8	PRADO Karl Zechner	7	64.2 Overall	0:11.52 1400m	1:38.17 [3] (0:13.98)	1:24.19 [8] (0:11.52)	1:12.67 [8] (0:11.53)	1:01.14 [7] (0:11.78)	0:49.36 [8] (0:11.96)	0:37.40 [8] (0:12.27)	0:25.13 [9] (0:12.17)	0:37.40	+2
4	5	HARMONY REIGNS Jai Williams	5	65.4 1400m	0:11.35 1400m	1:38.19 [4] (0:13.40)	1:24.79 [3] (0:11.35)	1:13.44 [3] (0:11.60)	1:01.84 [3] (0:11.78)	0:50.06 [3] (0:11.83)	0:38.23 [3] (0:12.12)	0:26.11 [2] (0:12.51)	0:38.23	-2
5	4	DISPUTED RIVER Jace McMurray	9	62.8 1400m	0:11.64 1000m	1:38.32 [5] (0:14.15)	1:24.17 [9] (0:11.65)	1:12.52 [9] (0:11.66)	1:00.86 [9] (0:11.64)	0:49.22 [9] (0:11.83)	0:37.39 [9] (0:11.93)	0:25.46 [6] (0:12.07)	0:37.39	+0
6	7	FEARLESS THINKING Rob Thorburn	8	69.7 1400m	0:10.85 1400m	1:38.92 [6] (0:13.34)	1:25.58 [2] (0:10.85)	1:14.73 [2] (0:11.24)	1:03.49 [2] (0:11.73)	0:51.76 [2] (0:12.27)	0:39.49 [2] (0:12.69)	0:26.80 [3] (0:12.84)	0:39.49	+3
7	2	MOENAVE Dan McGillivray	6	65.5 1400m	0:11.38 1400m	1:39.20 [7] (0:13.69)	1:25.51 [4] (0:11.38)	1:14.13 [5] (0:11.61)	1:02.52 [5] (0:11.81)	0:50.71 [5] (0:12.11)	0:38.60 [6] (0:12.32)	0:26.28 [8] (0:12.57)	0:38.60	+8
8	9	WHISTLING SPIRIT Samantha Collett	1	68.8 1400m	0:10.77 1400m	1:39.50 [8] (0:13.13)	1:26.37 [1] (0:10.77)	1:15.60 [1] (0:11.26)	1:04.34 [1] (0:11.83)	0:52.51 [1] (0:12.23)	0:40.28 [1] (0:12.42)	0:27.86 [1] (0:12.91)	0:40.28	-2
9	10	STEP ON FIRE Amy Graham	4	69.7 1400m	0:11.23 1400m	1:40.53 [9] (0:13.71)	1:26.82 [6] (0:11.23)	1:15.59 [4] (0:11.56)	1:04.03 [4] (0:11.80)	0:52.23 [4] (0:12.16)	0:40.07 [5] (0:12.43)	0:27.64 [7] (0:12.92)	0:40.07	+1

Scratched: Tropic Sands (#3)

[] Ranking at each section and finish
 -:-:- No data available at this section
 NA No data available

SCN Saddle cloth number
 DNF Did not finish
 DNT Did not track



Sunshine Coast QLD Professional

Race 5: BATTERY WISE SUNSHINE COAST Class 5 Handicap - 1600m

22 December 2024 - 15:10



Track Rating: Soft 6, Weather: Fine, Rail Position: +12m Entire

Section							200m			Last 600m
Field Times							0:12.47			0:37.53
						(0:12.47)				
Rank	TAB	Horse/Jockey	Barrier	Top Speed [km/h]	Fastest Section	Margin				Distance Travelled [m]
1	1	DIABLO BOLT	3	64.7	0:11.46	0:12.47 [1]	1:36.75		0:36.09	
		Jag Guthmann-Chester		1400m	1400m	(0:12.47)				
2	6	OUTBURST	2	64.7	0:11.43	0:13.39 [4]	7.5L		0:37.63	+0
		Emily Lang		Overall	1400m	(0:13.39)				
3	8	PRADO	7	64.2	0:11.52	0:12.96 [7]	8L		0:37.40	+2
		Karl Zechner		Overall	1400m	(0:12.96)				
4	5	HARMONY REIGNS	5	65.4	0:11.35	0:13.60 [3]	8.1L		0:38.23	-2
		Jai Williams		1400m	1400m	(0:13.60)				
5	4	DISPUTED RIVER	9	62.8	0:11.64	0:13.39 [5]	8.9L		0:37.39	+0
		Jace McMurray		1400m	1000m	(0:13.39)				
6	7	FEARLESS THINKING	8	69.7	0:10.85	0:13.96 [6]	12.2L		0:39.49	+3
		Rob Thorburn		1400m	1400m	(0:13.96)				
7	2	MOENAVE	6	65.5	0:11.38	0:13.71 [8]	13.7L		0:38.60	+8
		Dan McGillivray		1400m	1400m	(0:13.71)				
8	9	WHISTLING SPIRIT	1	68.8	0:10.77	0:14.95 [2]	15.2L		0:40.28	-2
		Samantha Collett		1400m	1400m	(0:14.95)				
9	10	STEP ON FIRE	4	69.7	0:11.23	0:14.72 [9]	21.2L		0:40.07	+1
		Amy Graham		1400m	1400m	(0:14.72)				

Scratched: Tropic Sands (#3)

[] Ranking at each section and finish
 -:-:- No data available at this section
 NA No data available

SCN Saddle cloth number
 DNF Did not finish
 DNT Did not track



Horse/Jockey Name	Diablo Bolt
Final Rank	1
Fastest Section Time (Section)	0:11.46 (1400m)
Top Speed [km/h] (Section)	64.7 (1400m)
Race State	Finished



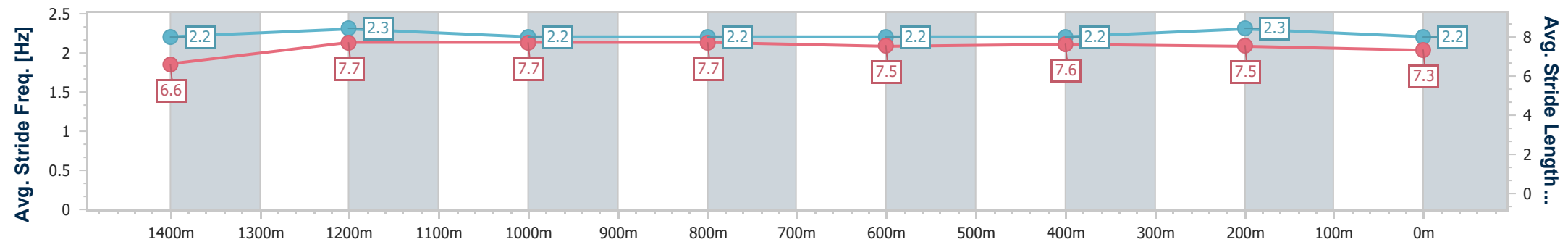
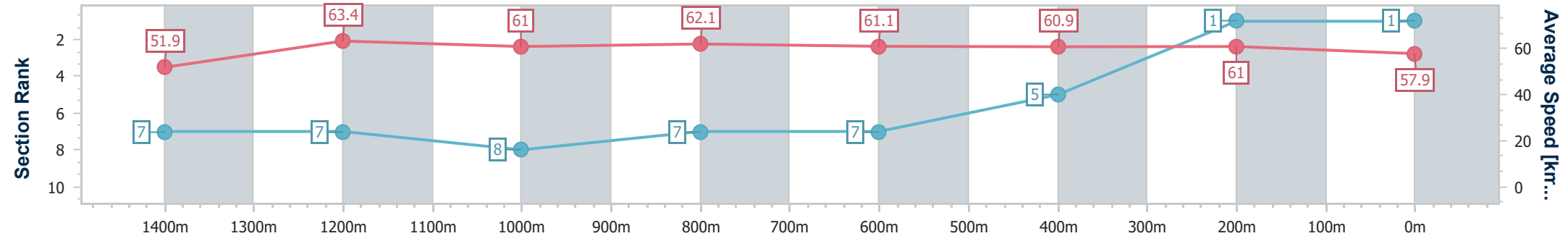
Sunshine Coast QLD Professional
Race 5: BATTERY WISE SUNSHINE COAST Class 5 Handicap - 1600m



22 December 2024 - 15:10

Track Rating: Soft 6, Weather: Fine, Rail Position: +12m Entire

Section	Overall	1400m	1200m	1000m	800m	600m	400m	200m						
Section Times	1:36.75 [1] (0:13.88)	1:22.87 [7] (0:11.46)	1:11.41 [7] (0:11.78)	0:59.63 [8] (0:11.68)	0:47.95 [7] (0:11.86)	0:36.09 [7] (0:11.82)	0:24.27 [5] (0:11.80)	0:12.47 [1] (0:12.47)						
Average Speed [km/h]	51.9	63.4	61.0	62.1	61.1	60.9	61.0	57.9						
Top Speed [km/h]	64.5	64.7	61.5	62.5	61.8	62.4	62.9	60.3						
Avg. Dist. to Rail [m]	5.0	2.5	2.3	2.0	1.2	0.3	2.4	0.8						
Avg. Stride Freq. [Hz]	2.2	2.3	2.2	2.2	2.2	2.2	2.3	2.2						
Avg. Stride Length [m]	6.6	7.7	7.7	7.7	7.5	7.6	7.5	7.3						



- [] Ranking at each section and finish
- .-.- No data available at this section
- NA No data available



Horse/Jockey Name	Outburst
Final Rank	2
Fastest Section Time (Section)	0:11.43 (1400m)
Top Speed [km/h] (Section)	64.7 (Overall)
Race State	Finished



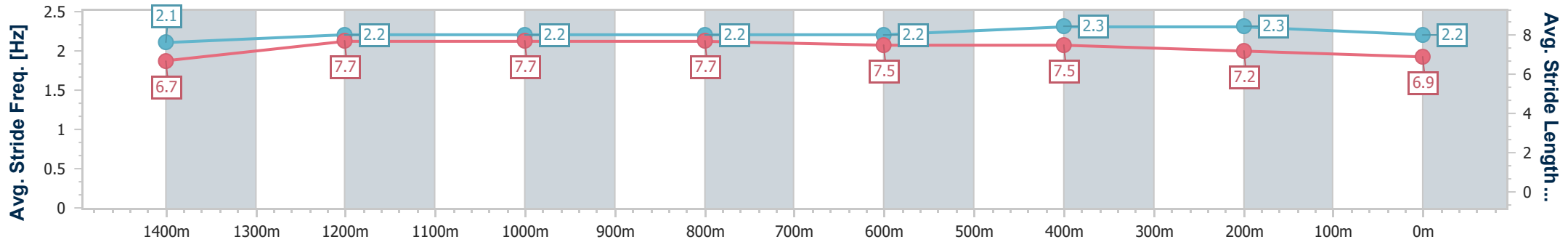
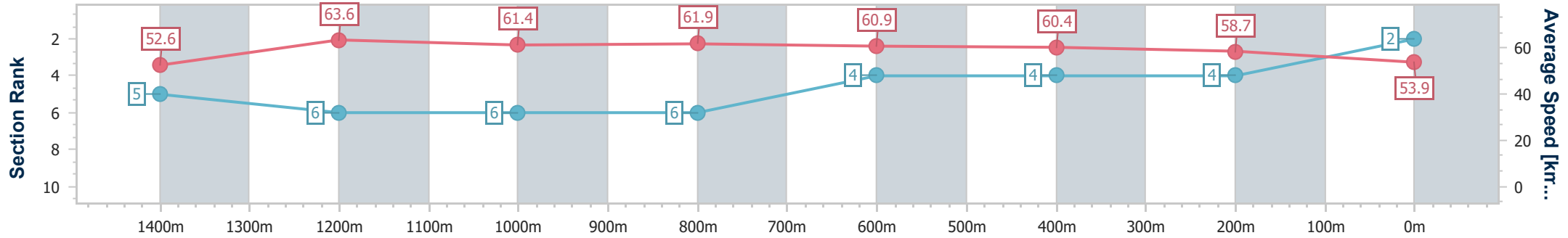
Sunshine Coast QLD Professional
Race 5: BATTERY WISE SUNSHINE COAST Class 5 Handicap - 1600m



22 December 2024 - 15:10

Track Rating: Soft 6, Weather: Fine, Rail Position: +12m Entire

Section	Overall	1400m	1200m	1000m	800m	600m	400m	200m
Section Times	1:38.05 [2] (0:13.71)	1:24.34 [5] (0:11.43)	1:12.91 [6] (0:11.74)	1:01.17 [6] (0:11.67)	0:49.50 [6] (0:11.87)	0:37.63 [4] (0:11.98)	0:25.65 [4] (0:12.26)	0:13.39 [4] (0:13.39)
Average Speed [km/h]	52.6	63.6	61.4	61.9	60.9	60.4	58.7	53.9
Top Speed [km/h]	64.7	64.4	62.1	62.5	61.5	61.3	60.0	56.7
Avg. Dist. to Rail [m]	3.4	2.0	2.1	1.9	1.1	0.6	3.6	2.8
Avg. Stride Freq. [Hz]	2.1	2.2	2.2	2.2	2.2	2.3	2.3	2.2
Avg. Stride Length [m]	6.7	7.7	7.7	7.7	7.5	7.5	7.2	6.9



- [] Ranking at each section and finish
- .-.- No data available at this section
- NA No data available



Horse/Jockey Name	Prado
Final Rank	3
Fastest Section Time (Section)	0:11.52 (1400m)
Top Speed [km/h] (Section)	64.2 (Overall)
Race State	Finished



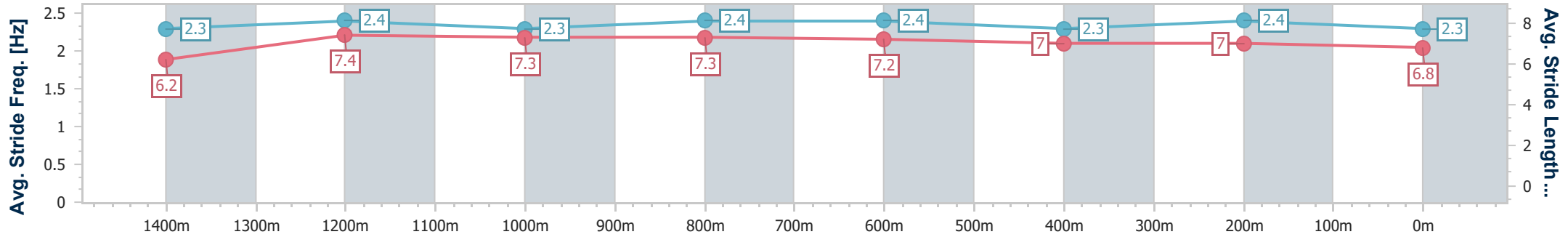
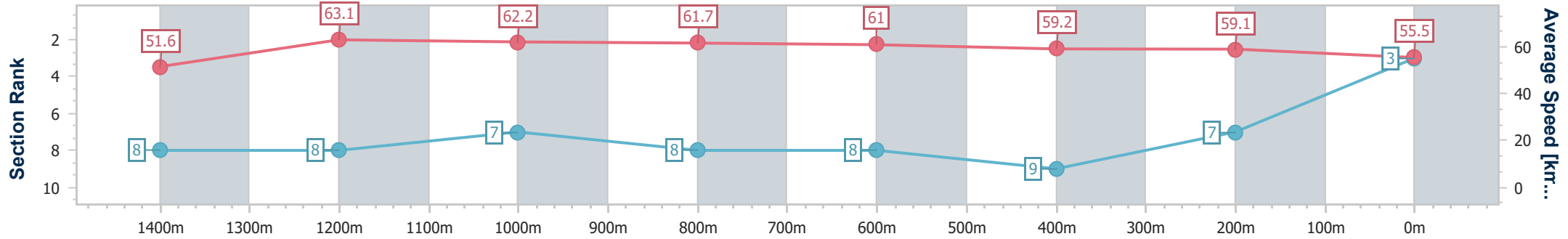
Sunshine Coast QLD Professional
Race 5: BATTERY WISE SUNSHINE COAST Class 5 Handicap - 1600m



22 December 2024 - 15:10

Track Rating: Soft 6, Weather: Fine, Rail Position: +12m Entire

Section	Overall	1400m	1200m	1000m	800m	600m	400m	200m						
Section Times	1:38.17 [3] (0:13.98)	1:24.19 [8] (0:11.52)	1:12.67 [8] (0:11.53)	1:01.14 [7] (0:11.78)	0:49.36 [8] (0:11.96)	0:37.40 [8] (0:12.27)	0:25.13 [9] (0:12.17)	0:12.96 [7] (0:12.96)						
Average Speed [km/h]	51.6	63.1	62.2	61.7	61.0	59.2	59.1	55.5						
Top Speed [km/h]	64.2	63.6	63.2	62.3	62.3	59.9	60.6	57.9						
Avg. Dist. to Rail [m]	6.5	2.8	3.2	2.9	1.9	1.3	3.8	4.0						
Avg. Stride Freq. [Hz]	2.3	2.4	2.3	2.4	2.4	2.3	2.4	2.3						
Avg. Stride Length [m]	6.2	7.4	7.3	7.3	7.2	7.0	7.0	6.8						



- [] Ranking at each section and finish
- .-.- No data available at this section
- NA No data available



Horse/Jockey Name	Harmony Reigns
Final Rank	4
Fastest Section Time (Section)	0:11.35 (1400m)
Top Speed [km/h] (Section)	65.4 (1400m)
Race State	Finished



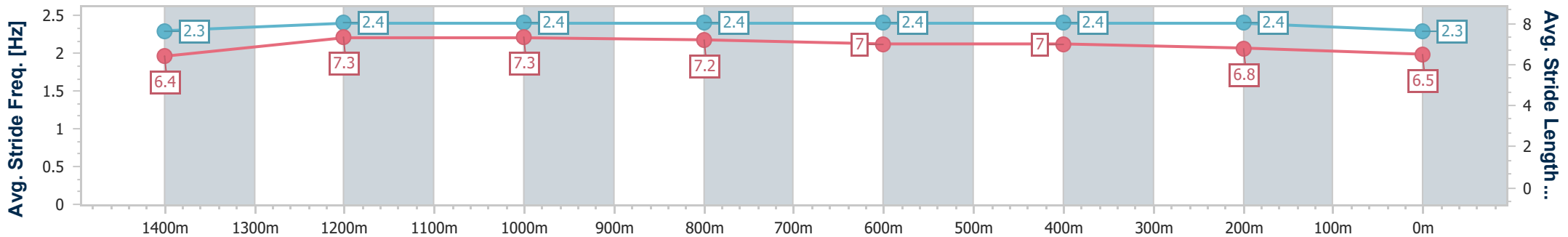
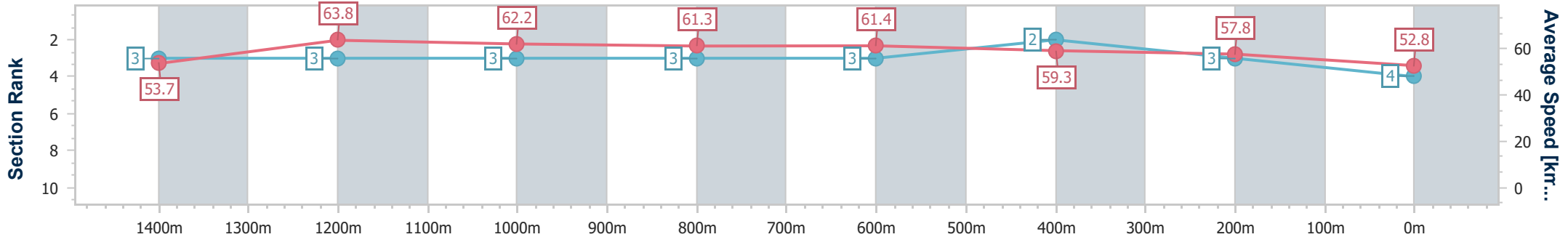
Sunshine Coast QLD Professional
Race 5: BATTERY WISE SUNSHINE COAST Class 5 Handicap - 1600m



22 December 2024 - 15:10

Track Rating: Soft 6, Weather: Fine, Rail Position: +12m Entire

Section	Overall	1400m	1200m	1000m	800m	600m	400m	200m					
Section Times	1:38.19 [4] (0:13.40)	1:24.79 [3] (0:11.35)	1:13.44 [3] (0:11.60)	1:01.84 [3] (0:11.78)	0:50.06 [3] (0:11.83)	0:38.23 [3] (0:12.12)	0:26.11 [2] (0:12.51)	0:13.60 [3] (0:13.60)					
Average Speed [km/h]	53.7	63.8	62.2	61.3	61.4	59.3	57.8	52.8					
Top Speed [km/h]	65.0	65.4	62.7	62.6	62.6	60.8	59.1	54.9					
Avg. Dist. to Rail [m]	5.2	2.1	2.2	2.0	1.2	0.2	1.3	1.5					
Avg. Stride Freq. [Hz]	2.3	2.4	2.4	2.4	2.4	2.4	2.4	2.3					
Avg. Stride Length [m]	6.4	7.3	7.3	7.2	7.0	7.0	6.8	6.5					



- [] Ranking at each section and finish
- .-.- No data available at this section
- NA No data available



Horse/Jockey Name	Disputed River
Final Rank	5
Fastest Section Time (Section)	0:11.64 (1000m)
Top Speed [km/h] (Section)	62.8 (1400m)
Race State	Finished



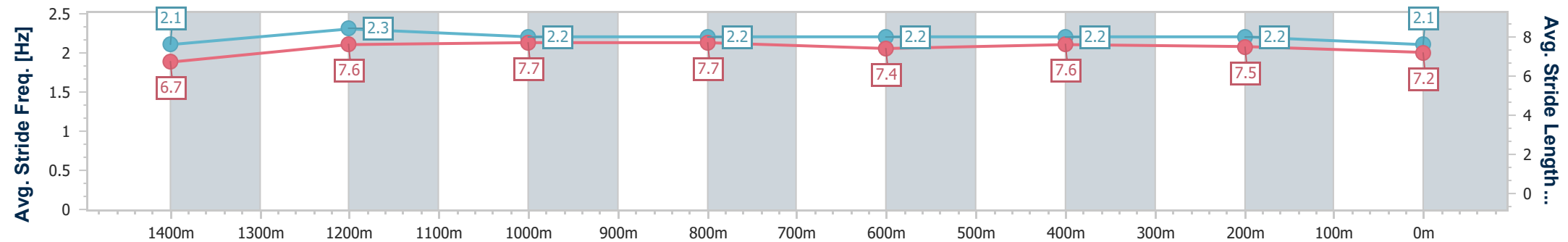
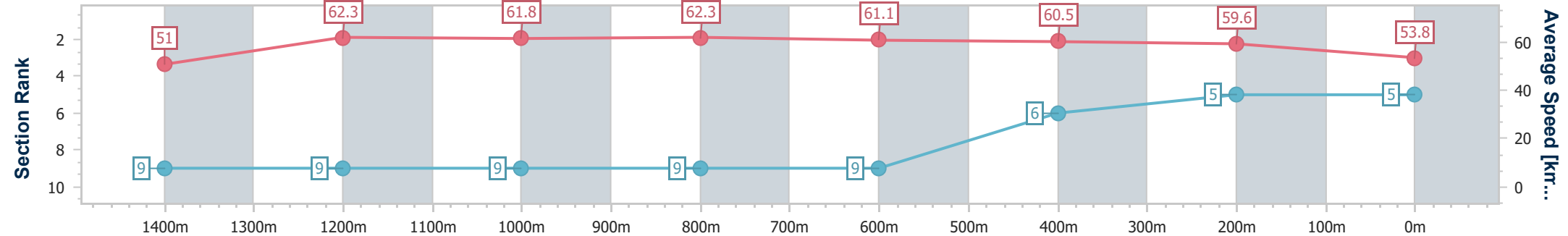
Sunshine Coast QLD Professional
Race 5: BATTERY WISE SUNSHINE COAST Class 5 Handicap - 1600m



22 December 2024 - 15:10

Track Rating: Soft 6, Weather: Fine, Rail Position: +12m Entire

Section	Overall	1400m	1200m	1000m	800m	600m	400m	200m						
Section Times	1:38.32 [5] (0:14.15)	1:24.17 [9] (0:11.65)	1:12.52 [9] (0:11.66)	1:00.86 [9] (0:11.64)	0:49.22 [9] (0:11.83)	0:37.39 [9] (0:11.93)	0:25.46 [6] (0:12.07)	0:13.39 [5] (0:13.39)						
Average Speed [km/h]	51.0	62.3	61.8	62.3	61.1	60.5	59.6	53.8						
Top Speed [km/h]	61.9	62.8	62.4	62.6	61.7	60.8	61.1	57.0						
Avg. Dist. to Rail [m]	8.1	3.2	2.6	2.1	1.2	0.4	1.0	1.9						
Avg. Stride Freq. [Hz]	2.1	2.3	2.2	2.2	2.2	2.2	2.2	2.1						
Avg. Stride Length [m]	6.7	7.6	7.7	7.7	7.4	7.6	7.5	7.2						



- [] Ranking at each section and finish
- .-.- No data available at this section
- NA No data available



Horse/Jockey Name	Fearless Thinking
Final Rank	6
Fastest Section Time (Section)	0:10.85 (1400m)
Top Speed [km/h] (Section)	69.7 (1400m)
Race State	Finished



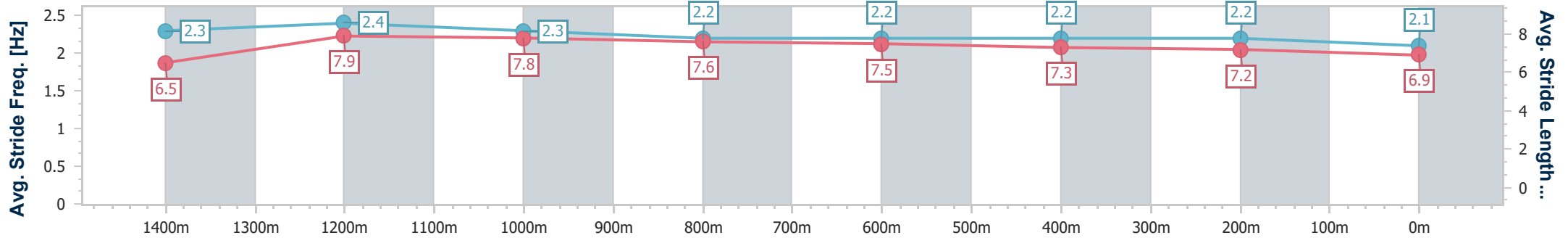
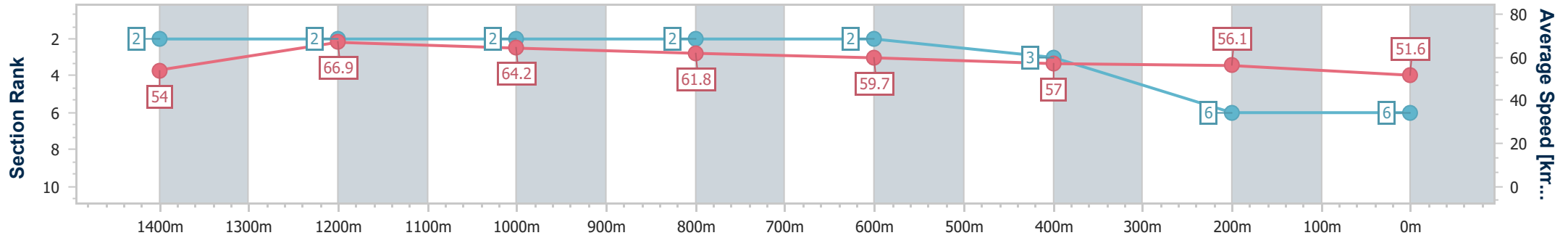
Sunshine Coast QLD Professional
Race 5: BATTERY WISE SUNSHINE COAST Class 5 Handicap - 1600m



22 December 2024 - 15:10

Track Rating: Soft 6, Weather: Fine, Rail Position: +12m Entire

Section	Overall	1400m	1200m	1000m	800m	600m	400m	200m
Section Times	1:38.92 [6] (0:13.34)	1:25.58 [2] (0:10.85)	1:14.73 [2] (0:11.24)	1:03.49 [2] (0:11.73)	0:51.76 [2] (0:12.27)	0:39.49 [2] (0:12.69)	0:26.80 [3] (0:12.84)	0:13.96 [6] (0:13.96)
Average Speed [km/h]	54.0	66.9	64.2	61.8	59.7	57.0	56.1	51.6
Top Speed [km/h]	69.4	69.7	65.8	65.5	60.7	58.2	57.7	54.9
Avg. Dist. to Rail [m]	6.7	3.0	2.9	3.3	2.6	1.2	2.2	3.1
Avg. Stride Freq. [Hz]	2.3	2.4	2.3	2.2	2.2	2.2	2.2	2.1
Avg. Stride Length [m]	6.5	7.9	7.8	7.6	7.5	7.3	7.2	6.9



- [] Ranking at each section and finish
- .-.- No data available at this section
- NA No data available



Horse/Jockey Name	Moenave
Final Rank	7
Fastest Section Time (Section)	0:11.38 (1400m)
Top Speed [km/h] (Section)	65.5 (1400m)
Race State	Finished



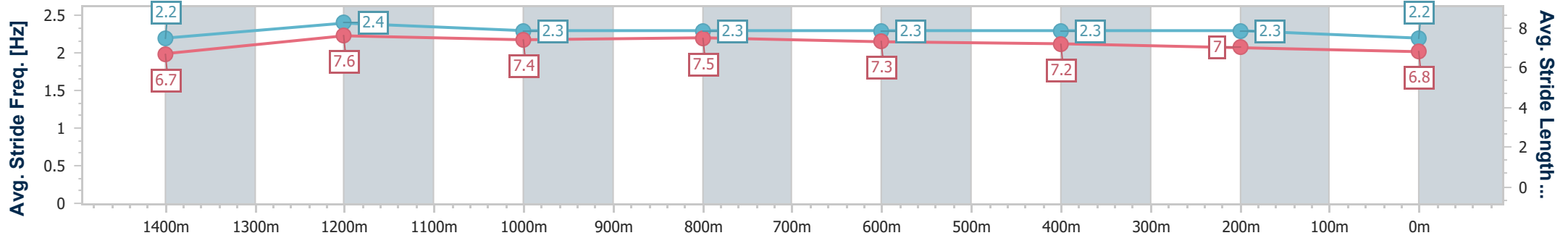
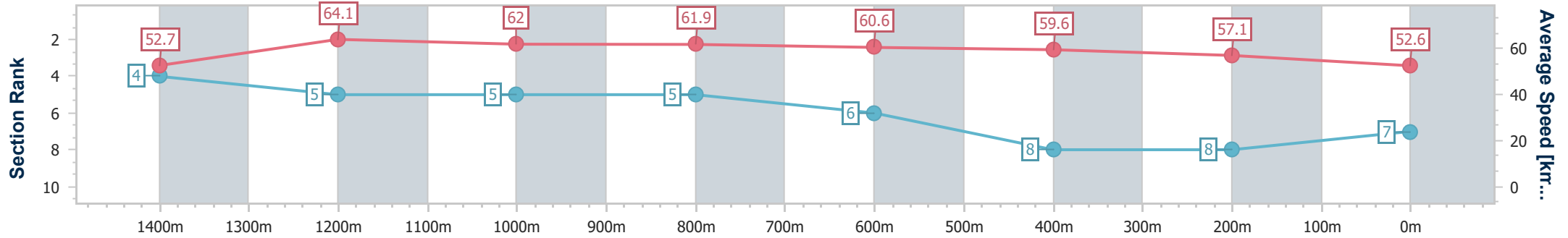
Sunshine Coast QLD Professional
Race 5: BATTERY WISE SUNSHINE COAST Class 5 Handicap - 1600m



22 December 2024 - 15:10

Track Rating: Soft 6, Weather: Fine, Rail Position: +12m Entire

Section	Overall	1400m	1200m	1000m	800m	600m	400m	200m
Section Times	1:39.20 [7] (0:13.69)	1:25.51 [4] (0:11.38)	1:14.13 [5] (0:11.61)	1:02.52 [5] (0:11.81)	0:50.71 [5] (0:12.11)	0:38.60 [6] (0:12.32)	0:26.28 [8] (0:12.57)	0:13.71 [8] (0:13.71)
Average Speed [km/h]	52.7	64.1	62.0	61.9	60.6	59.6	57.1	52.6
Top Speed [km/h]	64.8	65.5	62.8	62.3	62.5	61.0	58.5	55.8
Avg. Dist. to Rail [m]	6.2	4.1	4.0	3.6	3.7	3.1	4.9	5.0
Avg. Stride Freq. [Hz]	2.2	2.4	2.3	2.3	2.3	2.3	2.3	2.2
Avg. Stride Length [m]	6.7	7.6	7.4	7.5	7.3	7.2	7.0	6.8



- [] Ranking at each section and finish
- .-.- No data available at this section
- NA No data available



Horse/Jockey Name	Whistling Spirit
Final Rank	8
Fastest Section Time (Section)	0:10.77 (1400m)
Top Speed [km/h] (Section)	68.8 (1400m)
Race State	Finished



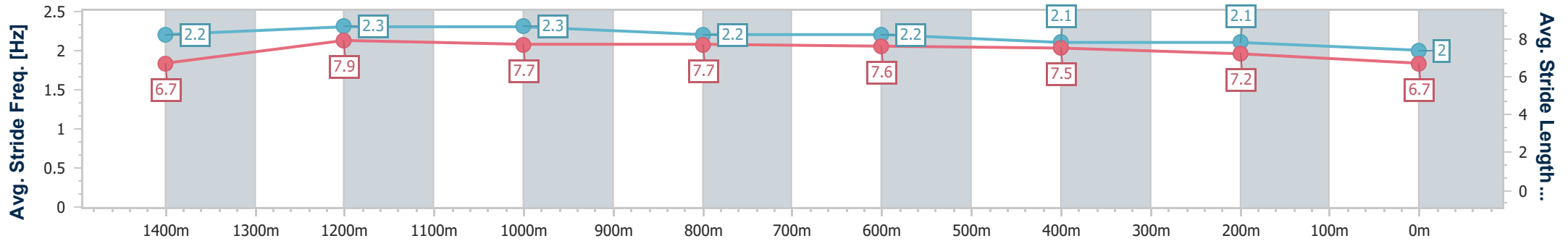
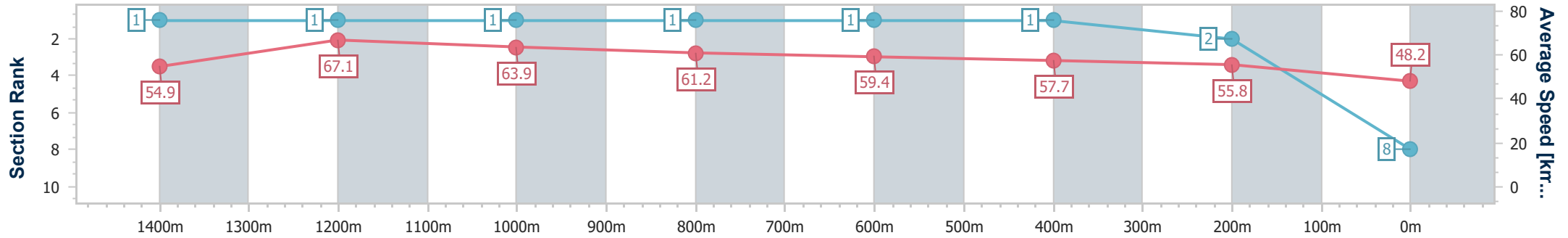
Sunshine Coast QLD Professional
Race 5: BATTERY WISE SUNSHINE COAST Class 5 Handicap - 1600m



22 December 2024 - 15:10

Track Rating: Soft 6, Weather: Fine, Rail Position: +12m Entire

Section	Overall	1400m	1200m	1000m	800m	600m	400m	200m					
Section Times	1:39.50 [8] (0:13.13)	1:26.37 [1] (0:10.77)	1:15.60 [1] (0:11.26)	1:04.34 [1] (0:11.83)	0:52.51 [1] (0:12.23)	0:40.28 [1] (0:12.42)	0:27.86 [1] (0:12.91)	0:14.95 [2] (0:14.95)					
Average Speed [km/h]	54.9	67.1	63.9	61.2	59.4	57.7	55.8	48.2					
Top Speed [km/h]	68.7	68.8	66.0	61.6	60.6	58.4	57.7	53.2					
Avg. Dist. to Rail [m]	1.9	1.9	2.2	2.0	1.1	0.4	0.3	0.7					
Avg. Stride Freq. [Hz]	2.2	2.3	2.3	2.2	2.2	2.1	2.1	2.0					
Avg. Stride Length [m]	6.7	7.9	7.7	7.7	7.6	7.5	7.2	6.7					



- [] Ranking at each section and finish
- .-.- No data available at this section
- NA No data available



Horse/Jockey Name	Step On Fire
Final Rank	9
Fastest Section Time (Section)	0:11.23 (1400m)
Top Speed [km/h] (Section)	69.7 (1400m)
Race State	Finished



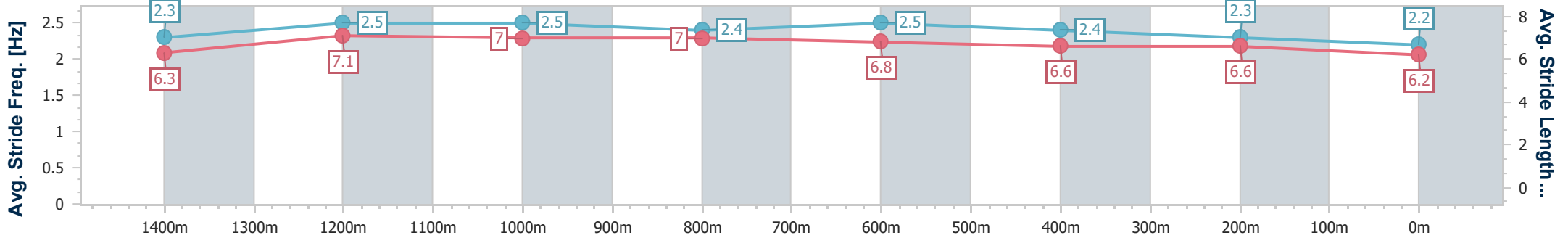
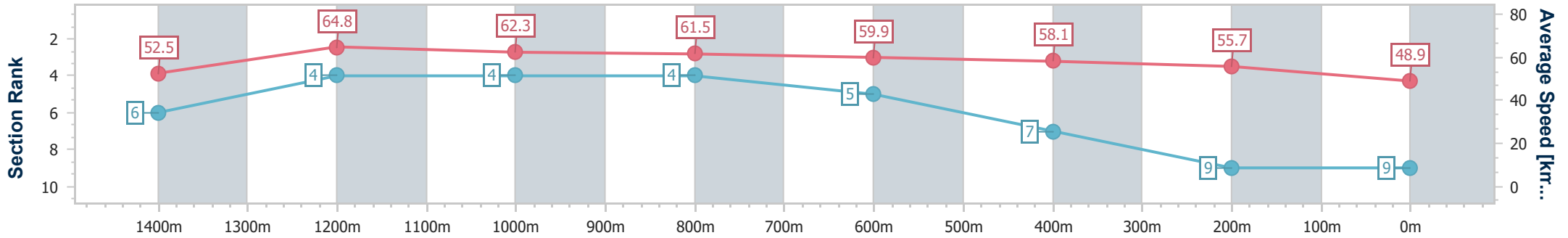
Sunshine Coast QLD Professional
Race 5: BATTERY WISE SUNSHINE COAST Class 5 Handicap - 1600m



22 December 2024 - 15:10

Track Rating: Soft 6, Weather: Fine, Rail Position: +12m Entire

Section	Overall	1400m	1200m	1000m	800m	600m	400m	200m
Section Times	1:40.53 [9] (0:13.71)	1:26.82 [6] (0:11.23)	1:15.59 [4] (0:11.56)	1:04.03 [4] (0:11.80)	0:52.23 [4] (0:12.16)	0:40.07 [5] (0:12.43)	0:27.64 [7] (0:12.92)	0:14.72 [9] (0:14.72)
Average Speed [km/h]	52.5	64.8	62.3	61.5	59.9	58.1	55.7	48.9
Top Speed [km/h]	66.3	69.7	62.9	62.3	60.7	59.3	57.7	53.3
Avg. Dist. to Rail [m]	3.0	2.8	3.2	2.9	2.2	0.6	1.7	2.9
Avg. Stride Freq. [Hz]	2.3	2.5	2.5	2.4	2.5	2.4	2.3	2.2
Avg. Stride Length [m]	6.3	7.1	7.0	7.0	6.8	6.6	6.6	6.2



- [] Ranking at each section and finish
- .-.- No data available at this section
- NA No data available



Sunshine Coast QLD Professional
Race 6: SUNSHINE COAST BUSINESS SOLUTIONS BENCHMARK 58
Handicap - 1600m
22 December 2024 - 15:55



Track Rating: Soft 6, Weather: Fine, Rail Position: +12m Entire

Section		Overall	1400m	1200m	1000m	800m	600m	400m	Last 600m				
Field Times		1:37.59 (0:13.29)	1:24.30 (0:11.48)	1:12.82 (0:11.86)	1:00.96 (0:12.30)	0:48.66 (0:12.16)	0:36.50 (0:11.90)	0:24.60 (0:11.88)	0:36.50				
Rank	TAB Horse/Jockey	Barrier	Top Speed [km/h]	Fastest Section									Distance Travelled [m]
1	8 PIREONTI Heidi Gillie	5	66.4 Overall	0:11.48 1400m	1:37.59 [1] (0:13.29)	1:24.30 [1] (0:11.48)	1:12.82 [1] (0:11.86)	1:00.96 [1] (0:12.30)	0:48.66 [1] (0:12.16)	0:36.50 [1] (0:11.90)	0:24.60 [1] (0:11.88)	0:36.50	
2	1 CLIPPER SHIP Boris Thornton	1	64.0 1400m	0:11.55 1400m	1:37.65 [2] (0:13.54)	1:24.11 [5] (0:11.55)	1:12.56 [4] (0:12.04)	1:00.52 [4] (0:12.26)	0:48.26 [4] (0:12.04)	0:36.22 [4] (0:11.86)	0:24.36 [3] (0:11.78)	0:36.22	+0
3	7 IBERIAN RULER Dan McGillivray	2	63.0 1400m	0:11.62 1400m	1:37.89 [3] (0:13.86)	1:24.03 [8] (0:11.62)	1:12.41 [7] (0:12.02)	1:00.39 [7] (0:12.18)	0:48.21 [7] (0:11.98)	0:36.23 [6] (0:11.82)	0:24.41 [5] (0:11.99)	0:36.23	+1
4	15 THE LOVE OF MARY Robbie Dolan	4	64.4 Overall	0:11.69 1400m	1:37.92 [4] (0:14.05)	1:23.87 [9] (0:11.69)	1:12.18 [9] (0:12.04)	1:00.14 [9] (0:12.21)	0:47.93 [9] (0:11.97)	0:35.96 [8] (0:11.82)	0:24.14 [7] (0:11.72)	0:35.96	+2
5	12 MAPLE DOOR Jai Williams	8	67.1 1400m	0:11.47 1400m	1:37.94 [5] (0:13.36)	1:24.58 [2] (0:11.47)	1:13.11 [2] (0:11.94)	1:01.17 [2] (0:12.29)	0:48.88 [2] (0:12.20)	0:36.68 [2] (0:11.88)	0:24.80 [2] (0:11.89)	0:36.68	+4
6	6 SEERESS Shania Willis	9	63.7 400m	0:11.60 400m	1:38.25 [6] (0:14.13)	1:24.12 [10] (0:11.86)	1:12.26 [10] (0:12.08)	1:00.18 [10] (0:12.24)	0:47.94 [10] (0:11.91)	0:36.03 [10] (0:11.80)	0:24.23 [9] (0:11.60)	0:36.03	+2
7	9 WORTH AVENUE Jag Guthmann-Chester	7	64.9 Overall	0:11.60 1400m	1:38.66 [7] (0:13.41)	1:25.25 [4] (0:11.60)	1:13.65 [3] (0:12.09)	1:01.56 [3] (0:12.24)	0:49.32 [3] (0:12.06)	0:37.26 [3] (0:11.94)	0:25.32 [4] (0:12.03)	0:37.26	+5
8	14 MAXIE TAP Sean Cormack	6	63.7 Overall	0:11.85 1400m	1:38.76 [8] (0:13.80)	1:24.96 [7] (0:11.85)	1:13.11 [8] (0:12.08)	1:01.03 [8] (0:12.21)	0:48.82 [8] (0:12.02)	0:36.80 [9] (0:11.86)	0:24.94 [8] (0:11.91)	0:36.80	+5
9	10 MISS BRITTANY Damien Thornton	3	63.4 Overall	0:11.67 1400m	1:38.79 [9] (0:13.69)	1:25.10 [6] (0:11.67)	1:13.43 [6] (0:12.05)	1:01.38 [6] (0:12.19)	0:49.19 [6] (0:12.03)	0:37.16 [5] (0:11.85)	0:25.31 [6] (0:11.98)	0:37.16	+4
10	5 KERKORIAN Jake Bayliss	10	64.7 Overall	0:11.82 1400m	1:44.48 [10] (0:13.40)	1:31.08 [3] (0:11.82)	1:19.26 [5] (0:12.10)	1:07.16 [5] (0:12.22)	0:54.94 [5] (0:12.22)	0:42.72 [7] (0:12.57)	0:30.15 [10] (0:13.40)	0:42.72	+7

Scratched: Step On Fire (#11), Who Ordered Dafish (#3), Divakara (#4), Prado (#2), Super Fair (#13)

[] Ranking at each section and finish
 -:-:- No data available at this section
 NA No data available
 SCN Saddle cloth number
 DNF Did not finish
 DNT Did not track



Sunshine Coast QLD Professional
Race 6: SUNSHINE COAST BUSINESS SOLUTIONS BENCHMARK 58
Handicap - 1600m
22 December 2024 - 15:55



Track Rating: Soft 6, Weather: Fine, Rail Position: +12m Entire

Section							200m			Last 600m
Field Times							0:12.72			0:36.50
							(0:12.72)			
Rank	TAB	Horse/Jockey	Barrier	Top Speed [km/h]	Fastest Section	Margin			Distance Travelled [m]	
1	8	PIREONTI Heidi Gillie	5	66.4 Overall	0:11.48 1400m	0:12.72 [1] (0:12.72)	1:37.59		0:36.50	
2	1	CLIPPER SHIP Boris Thornton	1	64.0 1400m	0:11.55 1400m	0:12.58 [3] (0:12.58)	0.2L		0:36.22 +0	
3	7	IBERIAN RULER Dan McGillivray	2	63.0 1400m	0:11.62 1400m	0:12.42 [6] (0:12.42)	1.5L		0:36.23 +1	
4	15	THE LOVE OF MARY Robbie Dolan	4	64.4 Overall	0:11.69 1400m	0:12.42 [7] (0:12.42)	1.7L		0:35.96 +2	
5	12	MAPLE DOOR Jai Williams	8	67.1 1400m	0:11.47 1400m	0:12.91 [2] (0:12.91)	1.8L		0:36.68 +4	
6	6	SEERESS Shania Willis	9	63.7 400m	0:11.60 400m	0:12.63 [8] (0:12.63)	3.6L		0:36.03 +2	
7	9	WORTH AVENUE Jag Guthmann-Chester	7	64.9 Overall	0:11.60 1400m	0:13.29 [4] (0:13.29)	5.9L		0:37.26 +5	
8	14	MAXIE TAP Sean Cormack	6	63.7 Overall	0:11.85 1400m	0:13.03 [9] (0:13.03)	6.3L		0:36.80 +5	
9	10	MISS BRITTANY Damien Thornton	3	63.4 Overall	0:11.67 1400m	0:13.33 [5] (0:13.33)	6.5L		0:37.16 +4	
10	5	KERKORIAN Jake Bayliss	10	64.7 Overall	0:11.82 1400m	0:16.75 [10] (0:16.75)	39.8L		0:42.72 +7	

Scratched: Step On Fire (#11), Who Ordered Dafish (#3), Divakara (#4), Prado (#2), Super Fair (#13)



Horse/Jockey Name	Pireonti
Final Rank	1
Fastest Section Time (Section)	0:11.48 (1400m)
Top Speed [km/h] (Section)	66.4 (Overall)
Race State	Finished



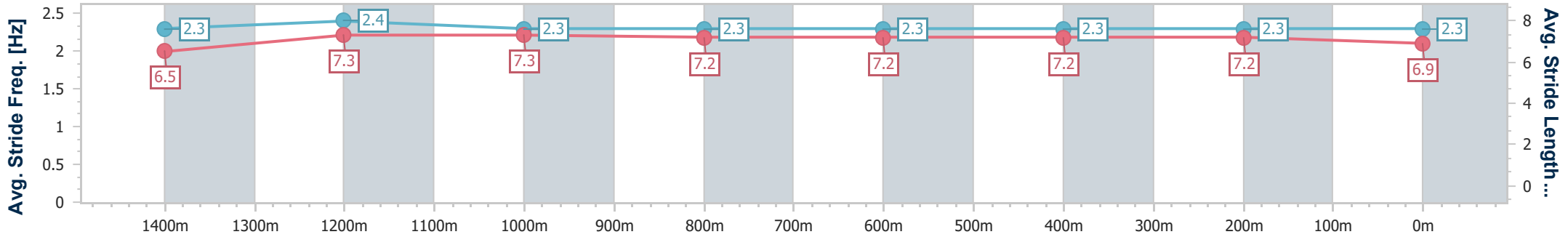
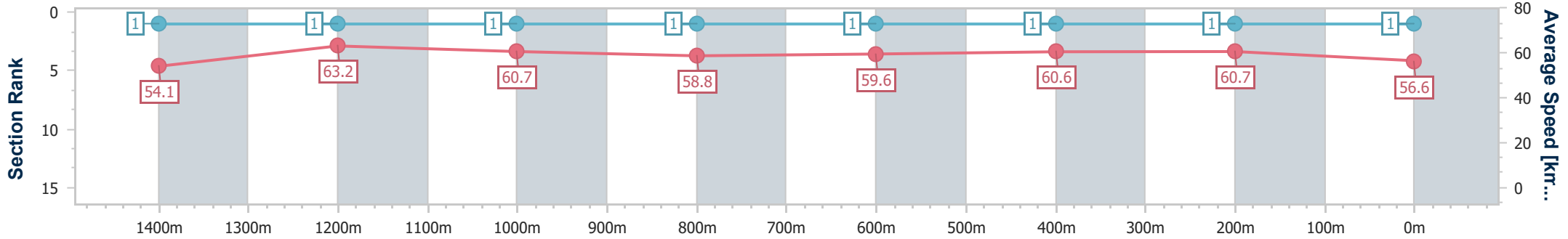
Sunshine Coast QLD Professional
 Race 6: SUNSHINE COAST BUSINESS SOLUTIONS
 BENCHMARK 58 Handicap - 1600m



22 December 2024 - 15:55

Track Rating: Soft 6, Weather: Fine, Rail Position: +12m Entire

Section	Overall	1400m	1200m	1000m	800m	600m	400m	200m
Section Times	1:37.59 [1] (0:13.29)	1:24.30 [1] (0:11.48)	1:12.82 [1] (0:11.86)	1:00.96 [1] (0:12.30)	0:48.66 [1] (0:12.16)	0:36.50 [1] (0:11.90)	0:24.60 [1] (0:11.88)	0:12.72 [1] (0:12.72)
Average Speed [km/h]	54.1	63.2	60.7	58.8	59.6	60.6	60.7	56.6
Top Speed [km/h]	66.4	65.8	61.8	59.7	60.4	61.1	61.3	59.2
Avg. Dist. to Rail [m]	4.1	2.1	2.0	1.9	1.1	0.2	0.4	0.7
Avg. Stride Freq. [Hz]	2.3	2.4	2.3	2.3	2.3	2.3	2.3	2.3
Avg. Stride Length [m]	6.5	7.3	7.3	7.2	7.2	7.2	7.2	6.9



- [] Ranking at each section and finish
- .-.- No data available at this section
- NA No data available



Horse/Jockey Name	Clipper Ship
Final Rank	2
Fastest Section Time (Section)	0:11.55 (1400m)
Top Speed [km/h] (Section)	64.0 (1400m)
Race State	Finished



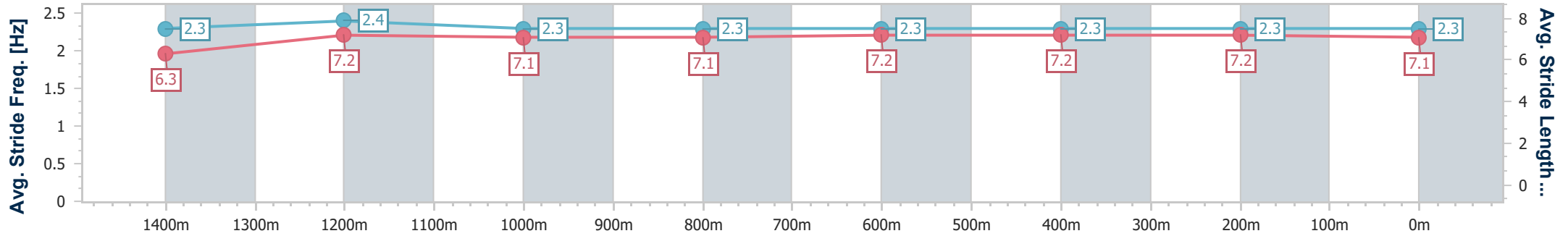
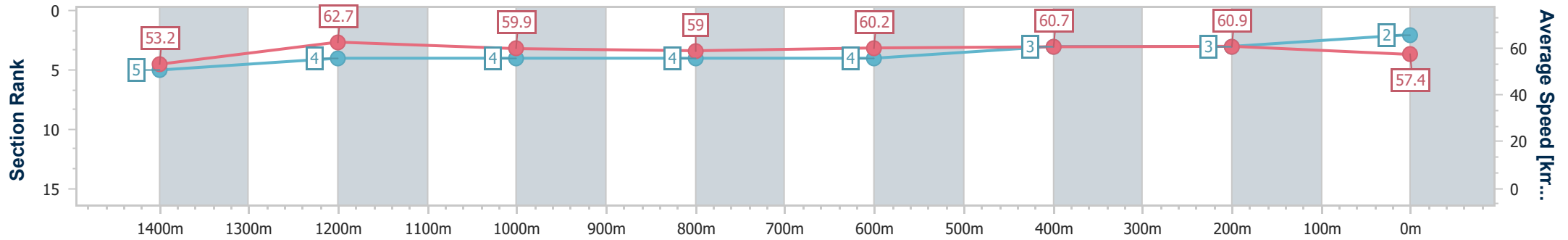
Sunshine Coast QLD Professional
Race 6: SUNSHINE COAST BUSINESS SOLUTIONS
BENCHMARK 58 Handicap - 1600m



22 December 2024 - 15:55

Track Rating: Soft 6, Weather: Fine, Rail Position: +12m Entire

Section	Overall	1400m	1200m	1000m	800m	600m	400m	200m
Section Times	1:37.65 [2] (0:13.54)	1:24.11 [5] (0:11.55)	1:12.56 [4] (0:12.04)	1:00.52 [4] (0:12.26)	0:48.26 [4] (0:12.04)	0:36.22 [4] (0:11.86)	0:24.36 [3] (0:11.78)	0:12.58 [3] (0:12.58)
Average Speed [km/h]	53.2	62.7	59.9	59.0	60.2	60.7	60.9	57.4
Top Speed [km/h]	63.2	64.0	60.8	59.7	61.1	61.7	62.1	60.1
Avg. Dist. to Rail [m]	2.7	2.0	2.1	1.9	1.1	0.2	0.8	1.8
Avg. Stride Freq. [Hz]	2.3	2.4	2.3	2.3	2.3	2.3	2.3	2.3
Avg. Stride Length [m]	6.3	7.2	7.1	7.1	7.2	7.2	7.2	7.1



- [] Ranking at each section and finish
- .-.- No data available at this section
- NA No data available



Horse/Jockey Name	Iberian Ruler
Final Rank	3
Fastest Section Time (Section)	0:11.62 (1400m)
Top Speed [km/h] (Section)	63.0 (1400m)
Race State	Finished



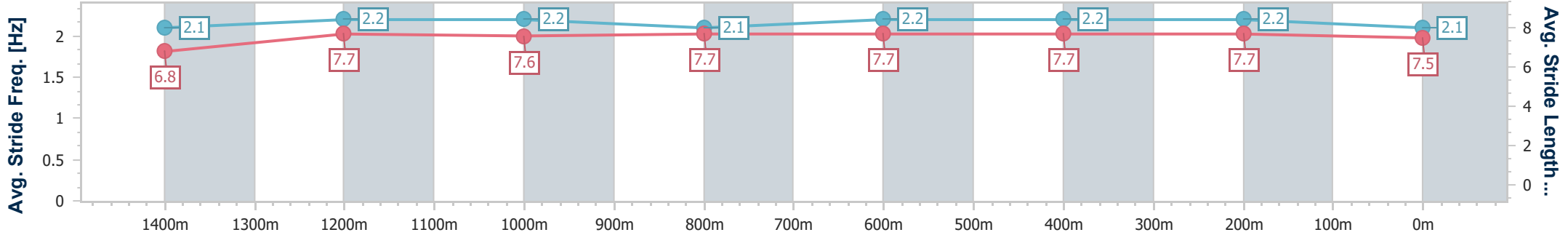
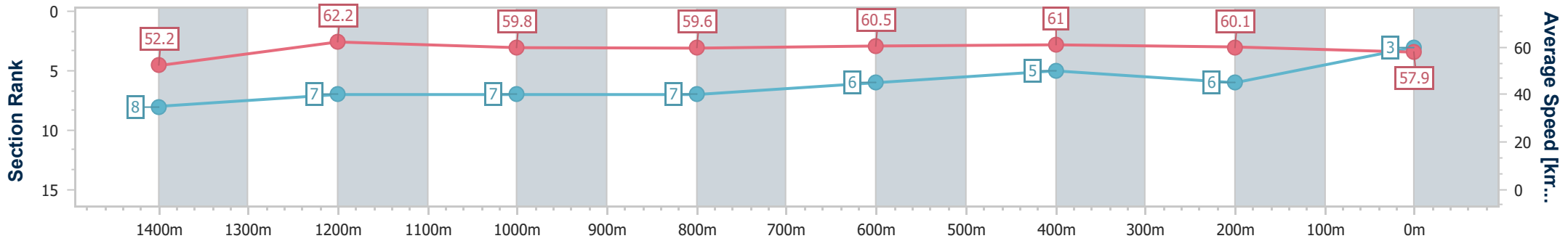
Sunshine Coast QLD Professional
 Race 6: SUNSHINE COAST BUSINESS SOLUTIONS
 BENCHMARK 58 Handicap - 1600m



22 December 2024 - 15:55

Track Rating: Soft 6, Weather: Fine, Rail Position: +12m Entire

Section	Overall	1400m	1200m	1000m	800m	600m	400m	200m
Section Times	1:37.89 [3] (0:13.86)	1:24.03 [8] (0:11.62)	1:12.41 [7] (0:12.02)	1:00.39 [7] (0:12.18)	0:48.21 [7] (0:11.98)	0:36.23 [6] (0:11.82)	0:24.41 [5] (0:11.99)	0:12.42 [6] (0:12.42)
Average Speed [km/h]	52.2	62.2	59.8	59.6	60.5	61.0	60.1	57.9
Top Speed [km/h]	62.4	63.0	61.8	60.3	61.3	62.1	61.8	59.4
Avg. Dist. to Rail [m]	3.2	1.9	1.9	1.9	1.1	0.7	1.4	1.0
Avg. Stride Freq. [Hz]	2.1	2.2	2.2	2.1	2.2	2.2	2.2	2.1
Avg. Stride Length [m]	6.8	7.7	7.6	7.7	7.7	7.7	7.7	7.5



- [] Ranking at each section and finish
- .-.- No data available at this section
- NA No data available



Horse/Jockey Name	The Love Of Mary
Final Rank	4
Fastest Section Time (Section)	0:11.69 (1400m)
Top Speed [km/h] (Section)	64.4 (Overall)
Race State	Finished



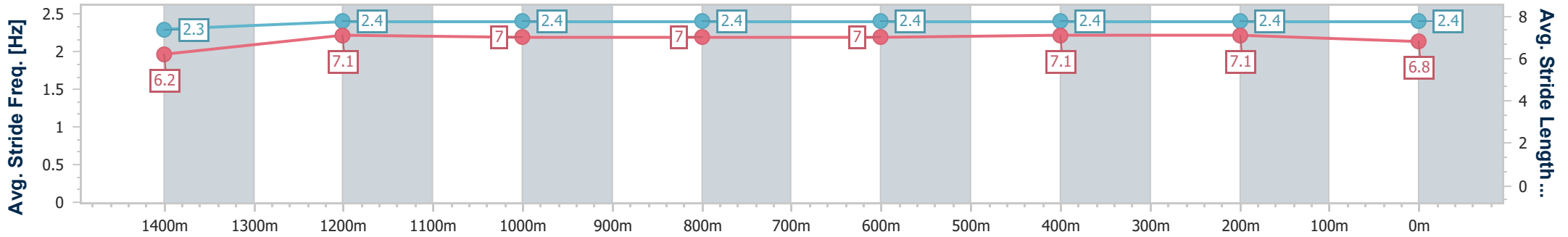
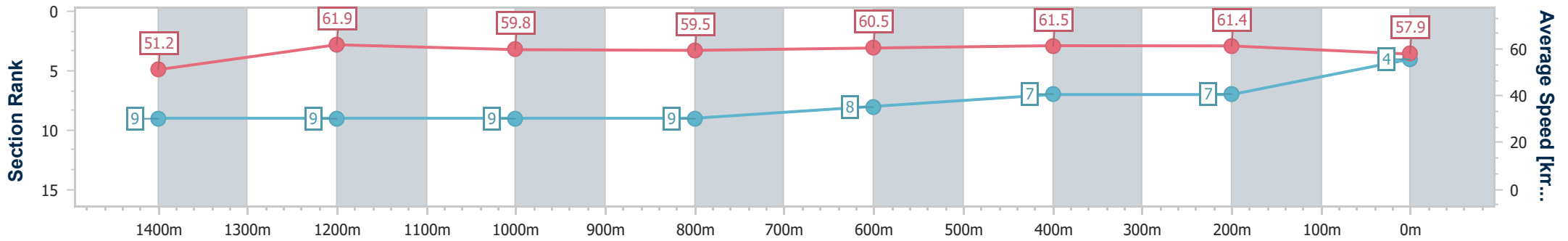
Sunshine Coast QLD Professional
Race 6: SUNSHINE COAST BUSINESS SOLUTIONS
BENCHMARK 58 Handicap - 1600m



22 December 2024 - 15:55

Track Rating: Soft 6, Weather: Fine, Rail Position: +12m Entire

Section	Overall	1400m	1200m	1000m	800m	600m	400m	200m
Section Times	1:37.92 [4] (0:14.05)	1:23.87 [9] (0:11.69)	1:12.18 [9] (0:12.04)	1:00.14 [9] (0:12.21)	0:47.93 [9] (0:11.97)	0:35.96 [8] (0:11.82)	0:24.14 [7] (0:11.72)	0:12.42 [7] (0:12.42)
Average Speed [km/h]	51.2	61.9	59.8	59.5	60.5	61.5	61.4	57.9
Top Speed [km/h]	64.4	62.7	62.3	60.1	61.9	62.7	62.5	60.1
Avg. Dist. to Rail [m]	3.7	2.3	2.5	2.0	1.5	1.6	1.1	0.6
Avg. Stride Freq. [Hz]	2.3	2.4	2.4	2.4	2.4	2.4	2.4	2.4
Avg. Stride Length [m]	6.2	7.1	7.0	7.0	7.0	7.1	7.1	6.8



- [] Ranking at each section and finish
- .-.- No data available at this section
- NA No data available



Horse/Jockey Name	Maple Door
Final Rank	5
Fastest Section Time (Section)	0:11.47 (1400m)
Top Speed [km/h] (Section)	67.1 (1400m)
Race State	Finished



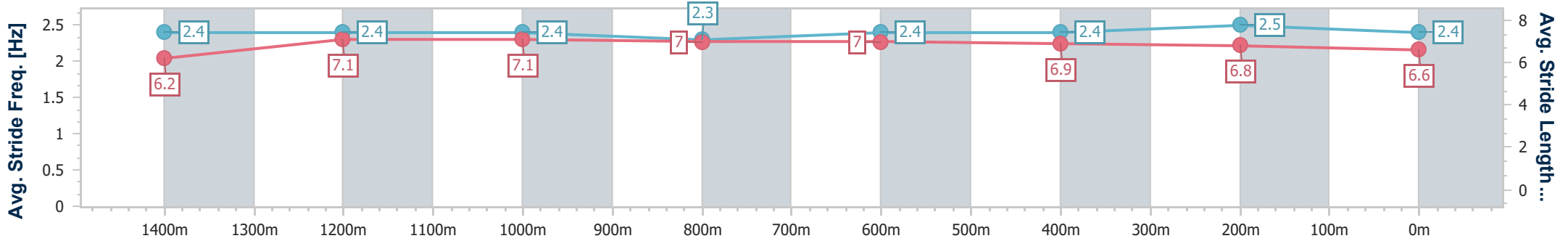
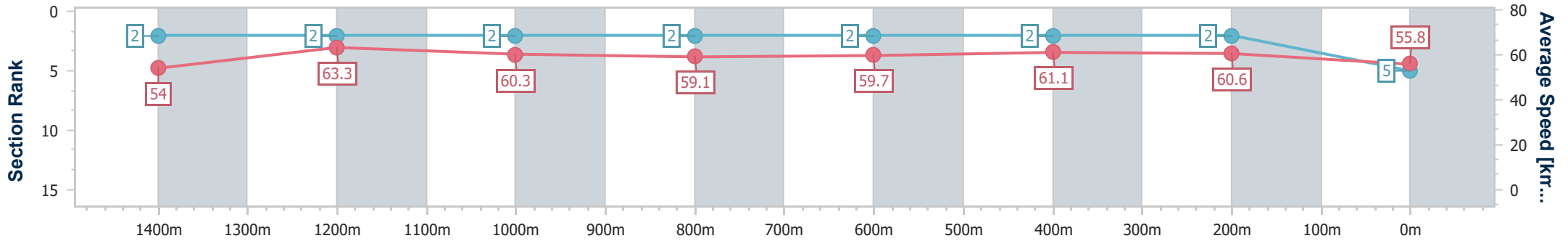
Sunshine Coast QLD Professional
 Race 6: SUNSHINE COAST BUSINESS SOLUTIONS
 BENCHMARK 58 Handicap - 1600m



22 December 2024 - 15:55

Track Rating: Soft 6, Weather: Fine, Rail Position: +12m Entire

Section	Overall	1400m	1200m	1000m	800m	600m	400m	200m
Section Times	1:37.94 [5] (0:13.36)	1:24.58 [2] (0:11.47)	1:13.11 [2] (0:11.94)	1:01.17 [2] (0:12.29)	0:48.88 [2] (0:12.20)	0:36.68 [2] (0:11.88)	0:24.80 [2] (0:11.89)	0:12.91 [2] (0:12.91)
Average Speed [km/h]	54.0	63.3	60.3	59.1	59.7	61.1	60.6	55.8
Top Speed [km/h]	66.6	67.1	61.7	59.5	60.8	62.4	61.3	58.7
Avg. Dist. to Rail [m]	6.8	3.5	3.0	2.8	2.0	1.1	1.6	2.7
Avg. Stride Freq. [Hz]	2.4	2.4	2.4	2.3	2.4	2.4	2.5	2.4
Avg. Stride Length [m]	6.2	7.1	7.1	7.0	7.0	6.9	6.8	6.6



- [] Ranking at each section and finish
- .-.- No data available at this section
- NA No data available



Horse/Jockey Name	Seeress
Final Rank	6
Fastest Section Time (Section)	0:11.60 (400m)
Top Speed [km/h] (Section)	63.7 (400m)
Race State	Finished



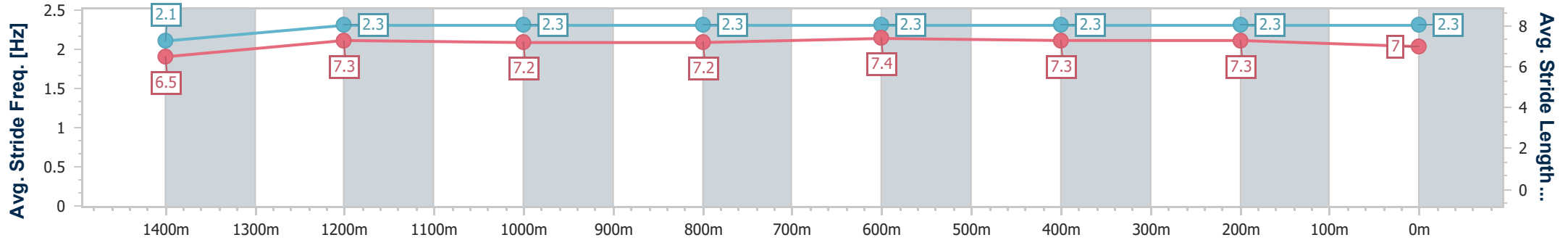
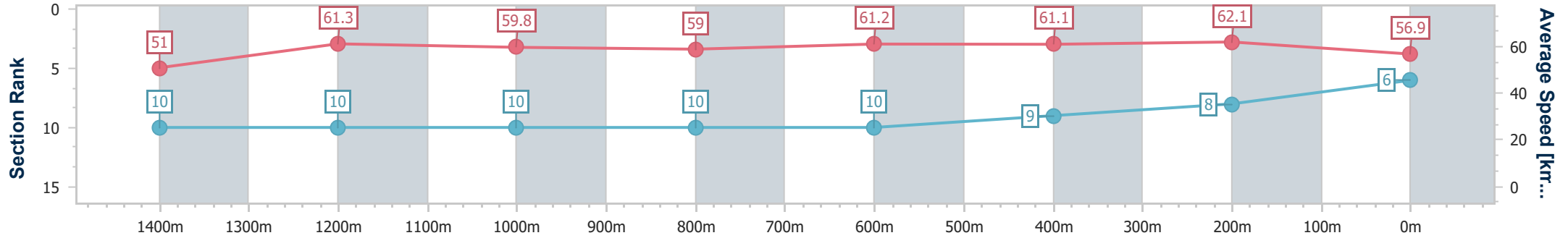
Sunshine Coast QLD Professional
 Race 6: SUNSHINE COAST BUSINESS SOLUTIONS
 BENCHMARK 58 Handicap - 1600m



22 December 2024 - 15:55

Track Rating: Soft 6, Weather: Fine, Rail Position: +12m Entire

Section	Overall	1400m	1200m	1000m	800m	600m	400m	200m						
Section Times	1:38.25 [6] (0:14.13)	1:24.12 [10] (0:11.86)	1:12.26 [10] (0:12.08)	1:00.18 [10] (0:12.24)	0:47.94 [10] (0:11.91)	0:36.03 [10] (0:11.80)	0:24.23 [9] (0:11.60)	0:12.63 [8] (0:12.63)						
Average Speed [km/h]	51.0	61.3	59.8	59.0	61.2	61.1	62.1	56.9						
Top Speed [km/h]	60.6	62.1	62.0	59.9	62.2	62.6	63.7	58.6						
Avg. Dist. to Rail [m]	7.7	3.2	3.0	2.7	1.6	0.3	1.5	1.3						
Avg. Stride Freq. [Hz]	2.1	2.3	2.3	2.3	2.3	2.3	2.3	2.3						
Avg. Stride Length [m]	6.5	7.3	7.2	7.2	7.4	7.3	7.3	7.0						



- [] Ranking at each section and finish
- .-.- No data available at this section
- NA No data available



Horse/Jockey Name	Worth Avenue
Final Rank	7
Fastest Section Time (Section)	0:11.60 (1400m)
Top Speed [km/h] (Section)	64.9 (Overall)
Race State	Finished



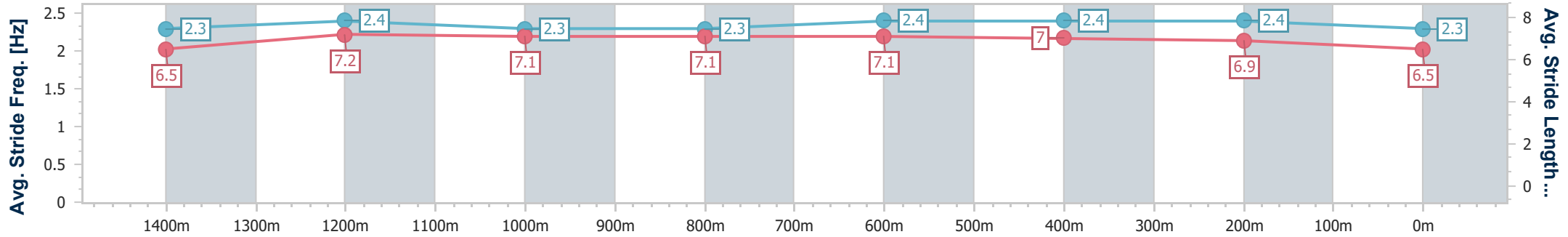
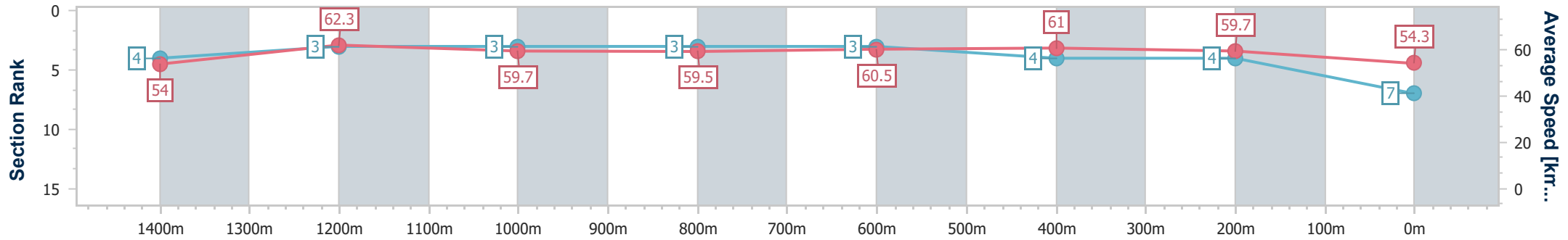
Sunshine Coast QLD Professional
 Race 6: SUNSHINE COAST BUSINESS SOLUTIONS
 BENCHMARK 58 Handicap - 1600m



22 December 2024 - 15:55

Track Rating: Soft 6, Weather: Fine, Rail Position: +12m Entire

Section	Overall	1400m	1200m	1000m	800m	600m	400m	200m
Section Times	1:38.66 [7] (0:13.41)	1:25.25 [4] (0:11.60)	1:13.65 [3] (0:12.09)	1:01.56 [3] (0:12.24)	0:49.32 [3] (0:12.06)	0:37.26 [3] (0:11.94)	0:25.32 [4] (0:12.03)	0:13.29 [4] (0:13.29)
Average Speed [km/h]	54.0	62.3	59.7	59.5	60.5	61.0	59.7	54.3
Top Speed [km/h]	64.9	64.8	60.5	59.9	61.5	61.4	61.7	57.5
Avg. Dist. to Rail [m]	5.9	2.9	2.9	2.8	2.5	2.0	2.2	2.6
Avg. Stride Freq. [Hz]	2.3	2.4	2.3	2.3	2.4	2.4	2.4	2.3
Avg. Stride Length [m]	6.5	7.2	7.1	7.1	7.1	7.0	6.9	6.5



- [] Ranking at each section and finish
- .-.- No data available at this section
- NA No data available



Horse/Jockey Name	Maxie Tap
Final Rank	8
Fastest Section Time (Section)	0:11.85 (1400m)
Top Speed [km/h] (Section)	63.7 (Overall)
Race State	Finished



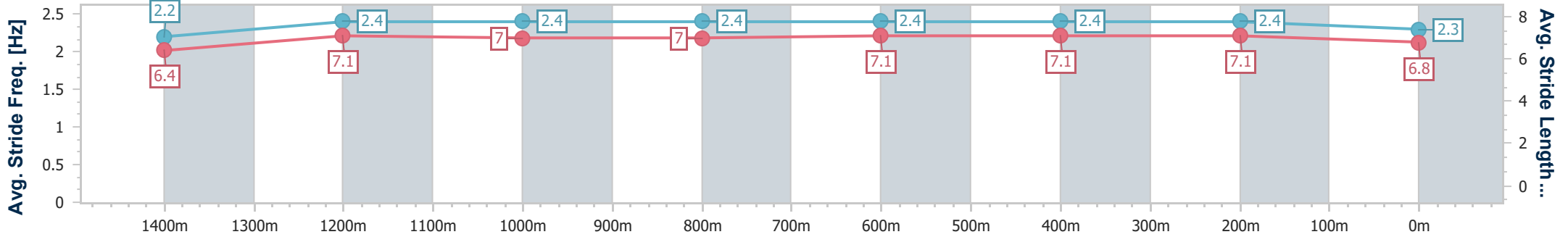
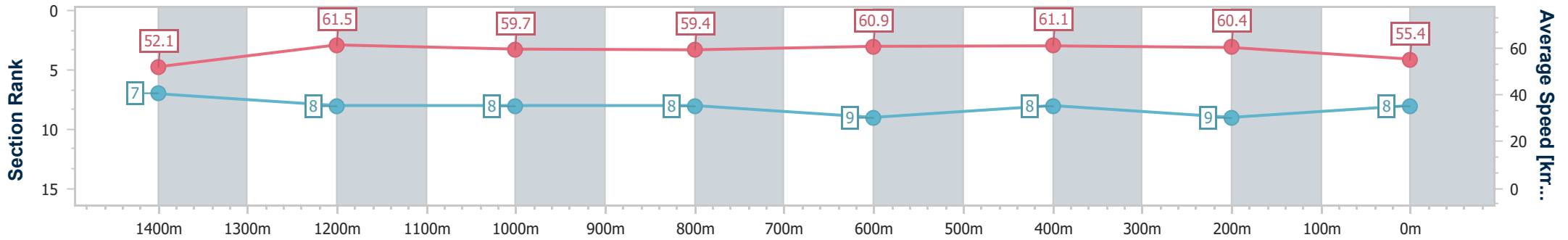
Sunshine Coast QLD Professional
Race 6: SUNSHINE COAST BUSINESS SOLUTIONS
BENCHMARK 58 Handicap - 1600m



22 December 2024 - 15:55

Track Rating: Soft 6, Weather: Fine, Rail Position: +12m Entire

Section	Overall	1400m	1200m	1000m	800m	600m	400m	200m
Section Times	1:38.76 [8] (0:13.80)	1:24.96 [7] (0:11.85)	1:13.11 [8] (0:12.08)	1:01.03 [8] (0:12.21)	0:48.82 [8] (0:12.02)	0:36.80 [9] (0:11.86)	0:24.94 [8] (0:11.91)	0:13.03 [9] (0:13.03)
Average Speed [km/h]	52.1	61.5	59.7	59.4	60.9	61.1	60.4	55.4
Top Speed [km/h]	63.7	62.0	61.9	60.2	61.4	62.0	62.3	57.9
Avg. Dist. to Rail [m]	5.5	3.5	3.2	3.0	2.4	1.2	3.6	5.0
Avg. Stride Freq. [Hz]	2.2	2.4	2.4	2.4	2.4	2.4	2.4	2.3
Avg. Stride Length [m]	6.4	7.1	7.0	7.0	7.1	7.1	7.1	6.8



- [] Ranking at each section and finish
- .-.- No data available at this section
- NA No data available



Horse/Jockey Name	Miss Brittany
Final Rank	9
Fastest Section Time (Section)	0:11.67 (1400m)
Top Speed [km/h] (Section)	63.4 (Overall)
Race State	Finished



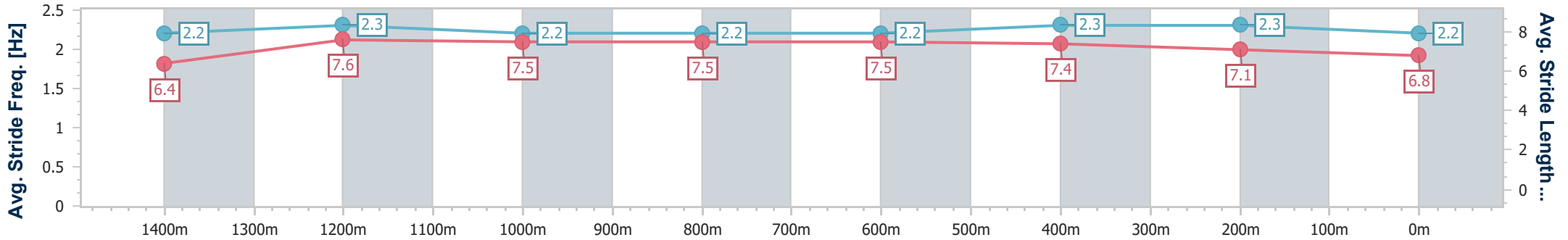
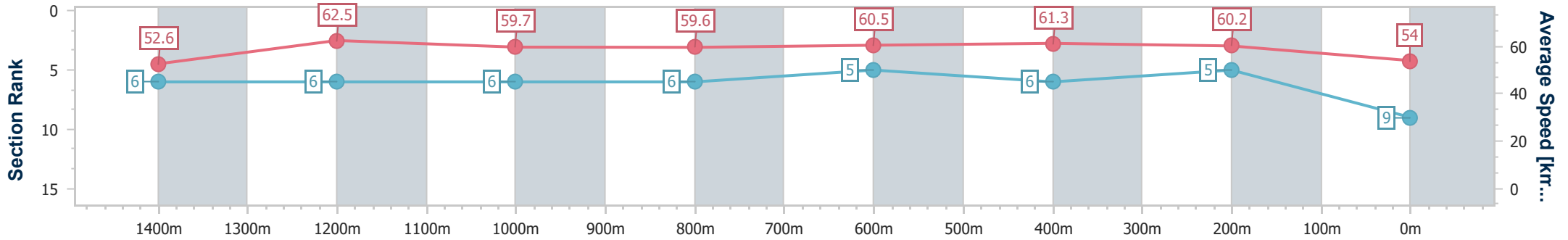
Sunshine Coast QLD Professional
 Race 6: SUNSHINE COAST BUSINESS SOLUTIONS
 BENCHMARK 58 Handicap - 1600m



22 December 2024 - 15:55

Track Rating: Soft 6, Weather: Fine, Rail Position: +12m Entire

Section	Overall	1400m	1200m	1000m	800m	600m	400m	200m
Section Times	1:38.79 [9] (0:13.69)	1:25.10 [6] (0:11.67)	1:13.43 [6] (0:12.05)	1:01.38 [6] (0:12.19)	0:49.19 [6] (0:12.03)	0:37.16 [5] (0:11.85)	0:25.31 [6] (0:11.98)	0:13.33 [5] (0:13.33)
Average Speed [km/h]	52.6	62.5	59.7	59.6	60.5	61.3	60.2	54.0
Top Speed [km/h]	63.4	63.4	61.0	59.9	61.5	62.2	62.3	57.5
Avg. Dist. to Rail [m]	4.0	2.8	2.8	2.8	2.1	1.8	3.0	3.8
Avg. Stride Freq. [Hz]	2.2	2.3	2.2	2.2	2.2	2.3	2.3	2.2
Avg. Stride Length [m]	6.4	7.6	7.5	7.5	7.5	7.4	7.1	6.8



- [] Ranking at each section and finish
- .-.- No data available at this section
- NA No data available



Horse/Jockey Name	Kerkorian
Final Rank	10
Fastest Section Time (Section)	0:11.82 (1400m)
Top Speed [km/h] (Section)	64.7 (Overall)
Race State	Finished



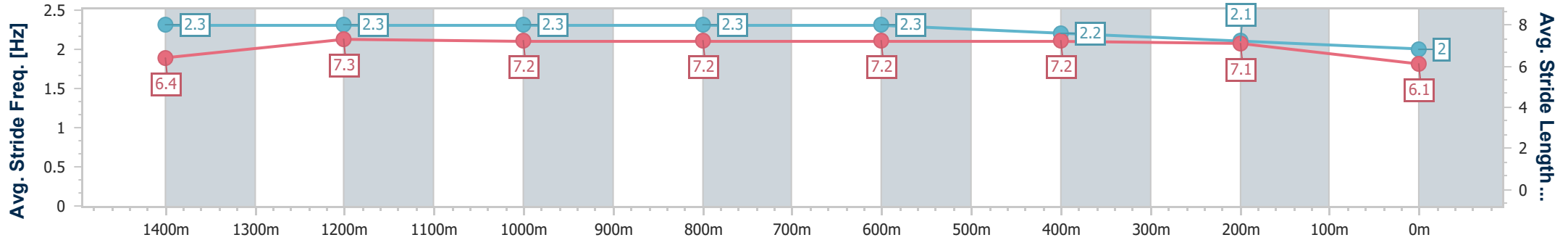
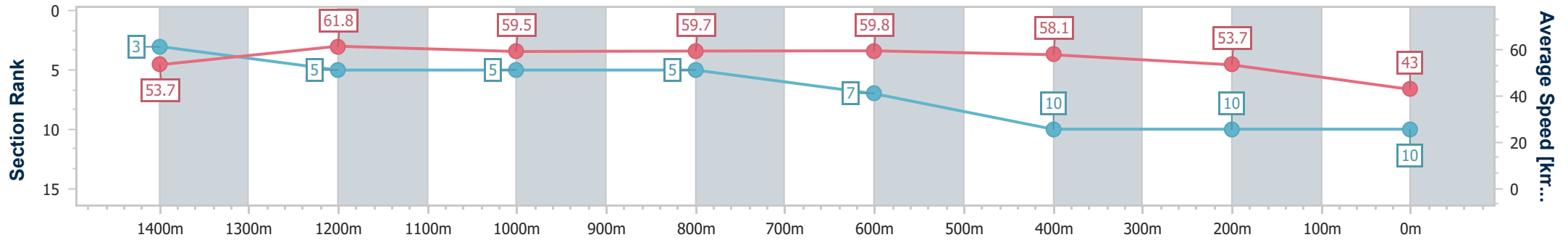
Sunshine Coast QLD Professional
Race 6: SUNSHINE COAST BUSINESS SOLUTIONS
BENCHMARK 58 Handicap - 1600m



22 December 2024 - 15:55

Track Rating: Soft 6, Weather: Fine, Rail Position: +12m Entire

Section	Overall	1400m	1200m	1000m	800m	600m	400m	200m
Section Times	1:44.48 [10] (0:13.40)	1:31.08 [3] (0:11.82)	1:19.26 [5] (0:12.10)	1:07.16 [5] (0:12.22)	0:54.94 [5] (0:12.22)	0:42.72 [7] (0:12.57)	0:30.15 [10] (0:13.40)	0:16.75 [10] (0:16.75)
Average Speed [km/h]	53.7	61.8	59.5	59.7	59.8	58.1	53.7	43.0
Top Speed [km/h]	64.7	62.8	60.5	60.2	60.5	59.2	56.2	48.7
Avg. Dist. to Rail [m]	9.2	4.0	3.7	3.7	3.0	2.1	2.0	0.6
Avg. Stride Freq. [Hz]	2.3	2.3	2.3	2.3	2.3	2.2	2.1	2.0
Avg. Stride Length [m]	6.4	7.3	7.2	7.2	7.2	7.2	7.1	6.1



- [] Ranking at each section and finish
- .-.- No data available at this section
- NA No data available



Sunshine Coast QLD Professional
Race 7: AUSTRALIAN ENERGY ANALYTICS QTIS Three-Year-Old
BENCHMARK 65 Handicap - 1200m
22 December 2024 - 16:33



Track Rating: Soft 6, Weather: Fine, Rail Position: +12m Entire

Section		Overall										Last 600m	
Field Times		1:11.77										0:35.96	
		(0:13.12)										(0:11.08)	
		(0:11.61)										(0:11.86)	
		(0:11.73)										(0:12.37)	
Rank	TAB	Horse/Jockey	Barrier	Top Speed [km/h]	Fastest Section	1000m	800m	600m	400m	200m	Margin	Distance Travelled [m]	
1	5	THUNDERING SOUL	2	65.3	0:11.21	1:11.77 [1]	0:57.95 [10]	0:46.74 [10]	0:35.29 [10]	0:23.41 [8]	0:12.11 [3]	1:11.77	0:35.29
		Damien Thornton		1000m	1000m	(0:13.82)	(0:11.21)	(0:11.45)	(0:11.88)	(0:11.30)	(0:12.11)		
2	3	TERRITORY ASH	4	67.6	0:11.04	1:11.79 [2]	0:58.09 [9]	0:47.05 [9]	0:35.49 [9]	0:23.68 [5]	0:12.22 [2]	0.1L	0:35.49 +3
		Robbie Dolan		1000m	1000m	(0:13.70)	(0:11.04)	(0:11.56)	(0:11.81)	(0:11.46)	(0:12.22)		
3	7	MISHANI CROWN	6	68.0	0:10.99	1:11.91 [3]	0:58.67 [2]	0:47.68 [2]	0:36.10 [2]	0:24.19 [2]	0:12.51 [1]	0.6L	0:36.10 +3
		Michael Murphy		Overall	1000m	(0:13.24)	(0:10.99)	(0:11.58)	(0:11.91)	(0:11.68)	(0:12.51)		
4	4	THAT'S INTERESTING	10	69.1	0:10.96	1:12.71 [4]	0:59.12 [7]	0:48.16 [7]	0:36.50 [7]	0:24.45 [7]	0:12.63 [8]	5.1L	0:36.50 +6
		Justin Stanley		1000m	1000m	(0:13.59)	(0:10.96)	(0:11.66)	(0:12.05)	(0:11.82)	(0:12.63)		
5	10	MISS MONEYPENNY	3	66.7	0:10.99	1:12.81 [5]	0:59.30 [6]	0:48.31 [6]	0:36.84 [3]	0:24.95 [3]	0:13.11 [6]	5.6L	0:36.84 -2
		Ron Stewart		1000m	1000m	(0:13.51)	(0:10.99)	(0:11.47)	(0:11.89)	(0:11.84)	(0:13.11)		
6	9	VIENNA WHO	1	66.3	0:11.10	1:12.89 [6]	0:59.26 [8]	0:48.16 [8]	0:36.63 [8]	0:24.77 [6]	0:12.97 [7]	6L	0:36.63 -1
		Samantha Collett		Overall	1000m	(0:13.63)	(0:11.10)	(0:11.53)	(0:11.86)	(0:11.80)	(0:12.97)		
7	8	JOY A PLENTY	5	67.3	0:11.04	1:12.91 [7]	0:59.47 [4]	0:48.43 [5]	0:36.86 [5]	0:24.91 [4]	0:13.21 [5]	6.1L	0:36.86 +3
		Georgina Cartwright		Overall	1000m	(0:13.44)	(0:11.04)	(0:11.57)	(0:11.95)	(0:11.70)	(0:13.21)		
8	11	BACKSTAGE	7	70.2	0:11.08	1:13.03 [8]	0:59.91 [1]	0:48.83 [1]	0:37.22 [1]	0:25.36 [1]	0:13.37 [4]	6.6L	0:37.22 -3
		Boris Thornton		Overall	1000m	(0:13.12)	(0:11.08)	(0:11.61)	(0:11.86)	(0:11.99)	(0:13.37)		
9	6	FIREFORCE	9	68.5	0:11.00	1:15.65 [9]	1:02.29 [3]	0:51.29 [4]	0:39.65 [4]	0:27.28 [9]	0:14.39 [9]	21.9L	0:39.65 +6
		Cejay Graham		1000m	1000m	(0:13.36)	(0:11.00)	(0:11.64)	(0:12.37)	(0:12.89)	(0:14.39)		
10	1	DANCE FOR ME RANDY	8	69.2	0:10.87	1:15.82 [10]	1:02.33 [5]	0:51.46 [3]	0:39.76 [6]	0:27.33 [10]	0:14.49 [10]	22.9L	0:39.76 +3
		Corey Sutherland		1000m	1000m	(0:13.49)	(0:10.87)	(0:11.70)	(0:12.43)	(0:12.84)	(0:14.49)		

Scratched: Sujeed (#2), Making History (#14), Pro Forma (#12), Better Be Ready (#13)

[] Ranking at each section and finish
 -:-:- No data available at this section
 NA No data available
 SCN Saddle cloth number
 DNF Did not finish
 DNT Did not track



Horse/Jockey Name	Thundering Soul
Final Rank	1
Fastest Section Time (Section)	0:11.21 (1000m)
Top Speed [km/h] (Section)	65.3 (1000m)
Race State	Finished



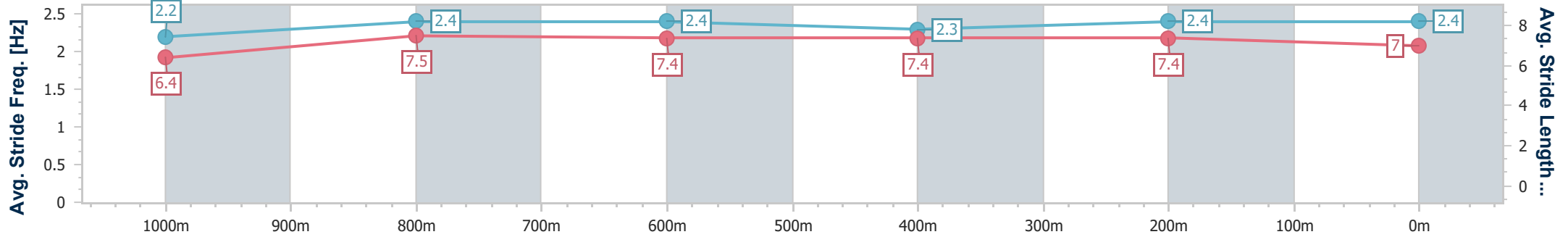
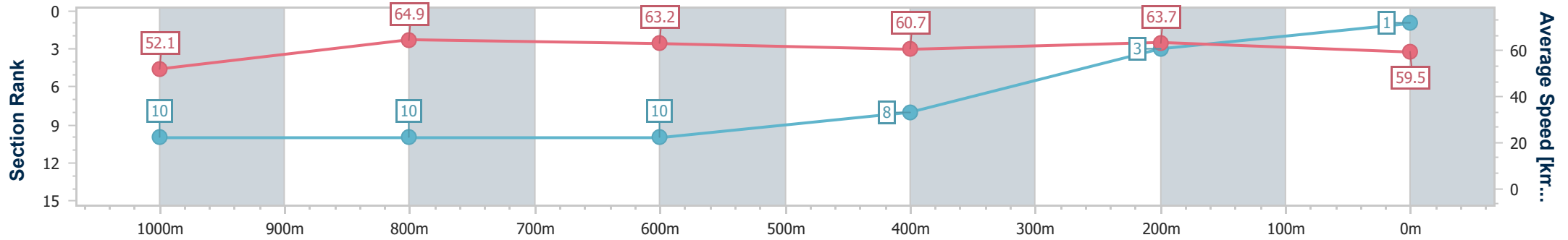
Sunshine Coast QLD Professional
 Race 7: AUSTRALIAN ENERGY ANALYTICS QTIS Three-Year-Old BENCHMARK 65 Handicap - 1200m



22 December 2024 - 16:33

Track Rating: Soft 6, Weather: Fine, Rail Position: +12m Entire

Section	Overall	1000m	800m	600m	400m	200m
Section Times	1:11.77 [1] (0:13.82)	0:57.95 [10] (0:11.21)	0:46.74 [10] (0:11.45)	0:35.29 [10] (0:11.88)	0:23.41 [8] (0:11.30)	0:12.11 [3] (0:12.11)
Average Speed [km/h]	52.1	64.9	63.2	60.7	63.7	59.5
Top Speed [km/h]	65.1	65.3	64.7	61.8	64.5	63.0
Avg. Dist. to Rail [m]	3.1	2.5	1.3	0.3	2.3	4.0
Avg. Stride Freq. [Hz]	2.2	2.4	2.4	2.3	2.4	2.4
Avg. Stride Length [m]	6.4	7.5	7.4	7.4	7.4	7.0



- [] Ranking at each section and finish
- .-.- No data available at this section
- NA No data available



Horse/Jockey Name	Territory Ash
Final Rank	2
Fastest Section Time (Section)	0:11.04 (1000m)
Top Speed [km/h] (Section)	67.6 (1000m)
Race State	Finished



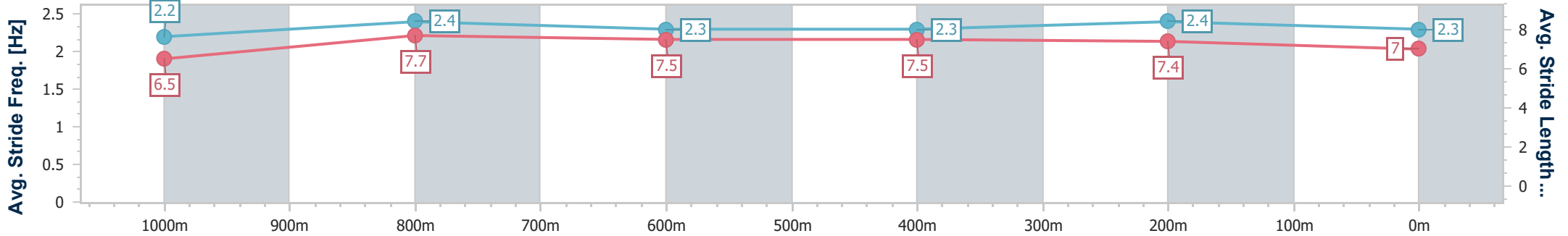
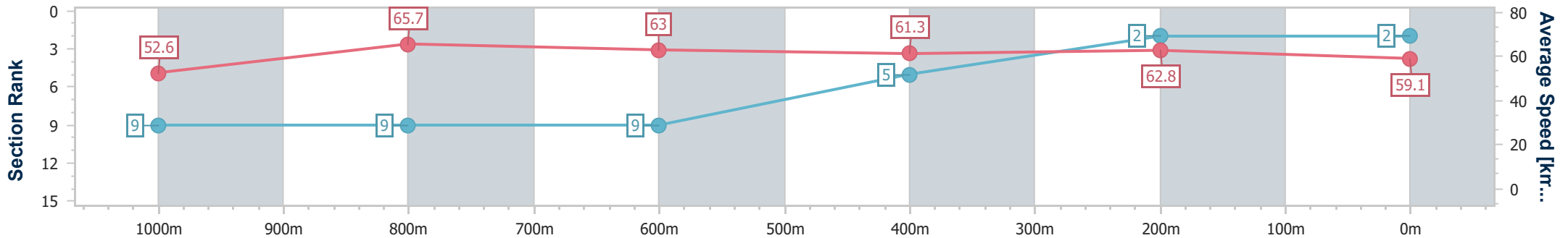
Sunshine Coast QLD Professional
 Race 7: AUSTRALIAN ENERGY ANALYTICS QTIS Three-Year-Old BENCHMARK 65 Handicap - 1200m



22 December 2024 - 16:33

Track Rating: Soft 6, Weather: Fine, Rail Position: +12m Entire

Section	Overall	1000m	800m	600m	400m	200m
Section Times	1:11.79 [2] (0:13.70)	0:58.09 [9] (0:11.04)	0:47.05 [9] (0:11.56)	0:35.49 [9] (0:11.81)	0:23.68 [5] (0:11.46)	0:12.22 [2] (0:12.22)
Average Speed [km/h]	52.6	65.7	63.0	61.3	62.8	59.1
Top Speed [km/h]	66.9	67.6	64.5	63.1	63.6	61.1
Avg. Dist. to Rail [m]	3.8	2.4	2.1	1.2	2.9	3.4
Avg. Stride Freq. [Hz]	2.2	2.4	2.3	2.3	2.4	2.3
Avg. Stride Length [m]	6.5	7.7	7.5	7.5	7.4	7.0



- [] Ranking at each section and finish
- .-.- No data available at this section
- NA No data available



Horse/Jockey Name	Mishani Crown
Final Rank	3
Fastest Section Time (Section)	0:10.99 (1000m)
Top Speed [km/h] (Section)	68.0 (Overall)
Race State	Finished



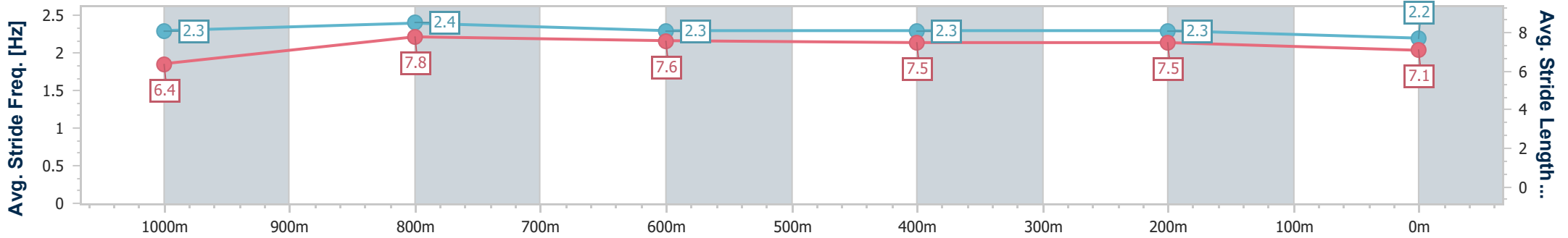
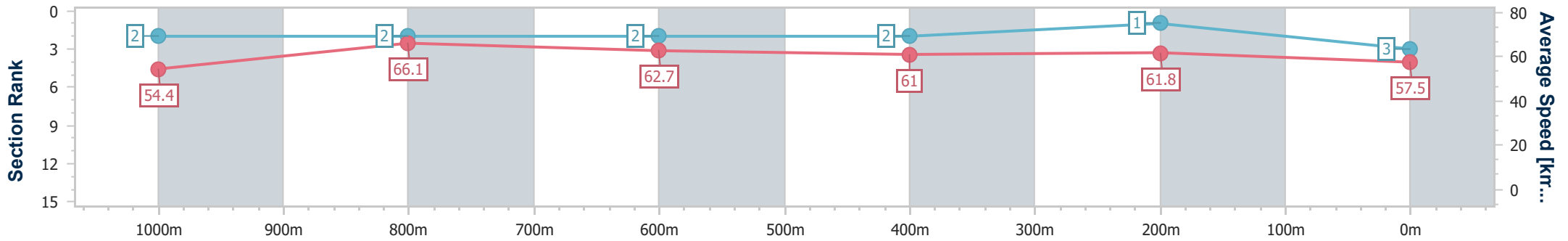
Sunshine Coast QLD Professional
 Race 7: AUSTRALIAN ENERGY ANALYTICS QTIS Three-Year-Old BENCHMARK 65 Handicap - 1200m



22 December 2024 - 16:33

Track Rating: Soft 6, Weather: Fine, Rail Position: +12m Entire

Section	Overall	1000m	800m	600m	400m	200m
Section Times	1:11.91 [3] (0:13.24)	0:58.67 [2] (0:10.99)	0:47.68 [2] (0:11.58)	0:36.10 [2] (0:11.91)	0:24.19 [2] (0:11.68)	0:12.51 [1] (0:12.51)
Average Speed [km/h]	54.4	66.1	62.7	61.0	61.8	57.5
Top Speed [km/h]	68.0	67.4	63.9	61.5	62.4	59.9
Avg. Dist. to Rail [m]	5.5	2.1	2.2	1.7	1.6	2.2
Avg. Stride Freq. [Hz]	2.3	2.4	2.3	2.3	2.3	2.2
Avg. Stride Length [m]	6.4	7.8	7.6	7.5	7.5	7.1



- [] Ranking at each section and finish
- .-.- No data available at this section
- NA No data available



Horse/Jockey Name	That's Interesting
Final Rank	4
Fastest Section Time (Section)	0:10.96 (1000m)
Top Speed [km/h] (Section)	69.1 (1000m)
Race State	Finished



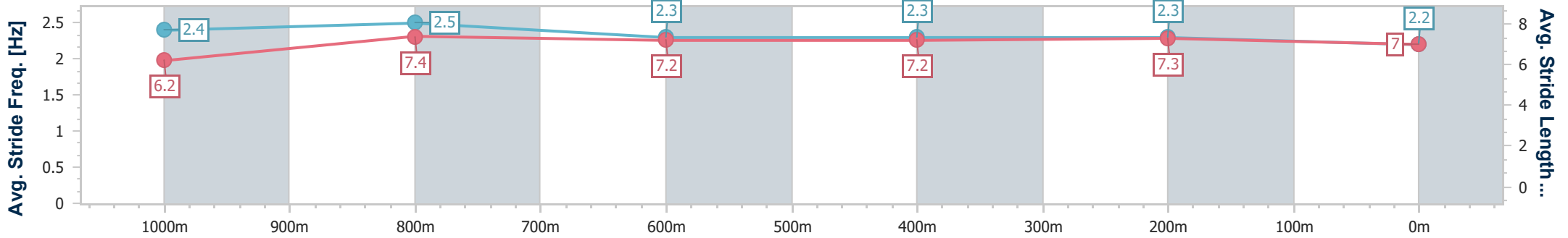
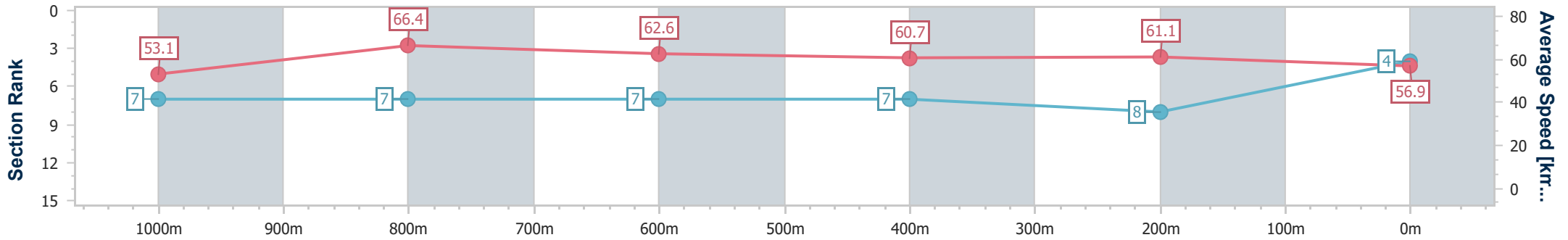
Sunshine Coast QLD Professional
 Race 7: AUSTRALIAN ENERGY ANALYTICS QTIS Three-Year-Old BENCHMARK 65 Handicap - 1200m



22 December 2024 - 16:33

Track Rating: Soft 6, Weather: Fine, Rail Position: +12m Entire

Section	Overall	1000m	800m	600m	400m	200m
Section Times	1:12.71 [4] (0:13.59)	0:59.12 [7] (0:10.96)	0:48.16 [7] (0:11.66)	0:36.50 [7] (0:12.05)	0:24.45 [7] (0:11.82)	0:12.63 [8] (0:12.63)
Average Speed [km/h]	53.1	66.4	62.6	60.7	61.1	56.9
Top Speed [km/h]	66.1	69.1	63.9	61.2	62.6	59.7
Avg. Dist. to Rail [m]	9.5	4.0	2.7	3.1	3.3	4.2
Avg. Stride Freq. [Hz]	2.4	2.5	2.3	2.3	2.3	2.2
Avg. Stride Length [m]	6.2	7.4	7.2	7.2	7.3	7.0



- [] Ranking at each section and finish
- .-.- No data available at this section
- NA No data available



Horse/Jockey Name	Miss Money Penny
Final Rank	5
Fastest Section Time (Section)	0:10.99 (1000m)
Top Speed [km/h] (Section)	66.7 (1000m)
Race State	Finished



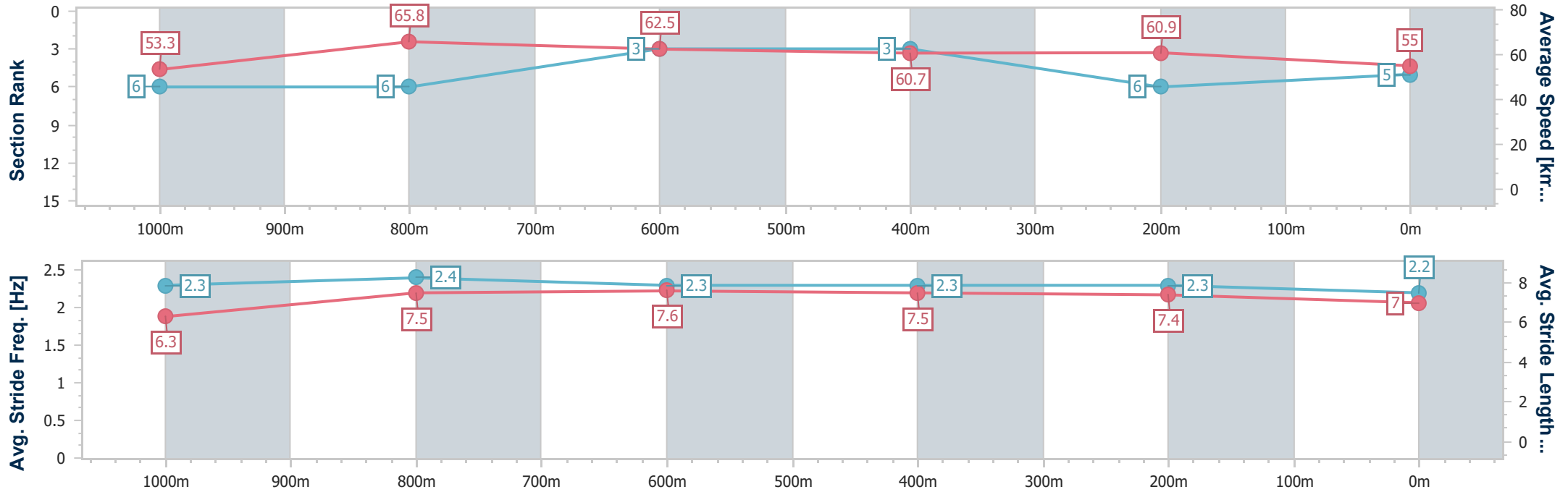
Sunshine Coast QLD Professional
 Race 7: AUSTRALIAN ENERGY ANALYTICS QTIS Three-Year-Old BENCHMARK 65 Handicap - 1200m



22 December 2024 - 16:33

Track Rating: Soft 6, Weather: Fine, Rail Position: +12m Entire

Section	Overall	1000m	800m	600m	400m	200m
Section Times	1:12.81 [5] (0:13.51)	0:59.30 [6] (0:10.99)	0:48.31 [6] (0:11.47)	0:36.84 [3] (0:11.89)	0:24.95 [3] (0:11.84)	0:13.11 [6] (0:13.11)
Average Speed [km/h]	53.3	65.8	62.5	60.7	60.9	55.0
Top Speed [km/h]	66.5	66.7	64.4	61.5	61.9	58.8
Avg. Dist. to Rail [m]	3.5	1.2	0.2	0.3	1.8	2.5
Avg. Stride Freq. [Hz]	2.3	2.4	2.3	2.3	2.3	2.2
Avg. Stride Length [m]	6.3	7.5	7.6	7.5	7.4	7.0



- [] Ranking at each section and finish
- .-.- No data available at this section
- NA No data available



Horse/Jockey Name	Vienna Who
Final Rank	6
Fastest Section Time (Section)	0:11.10 (1000m)
Top Speed [km/h] (Section)	66.3 (Overall)
Race State	Finished



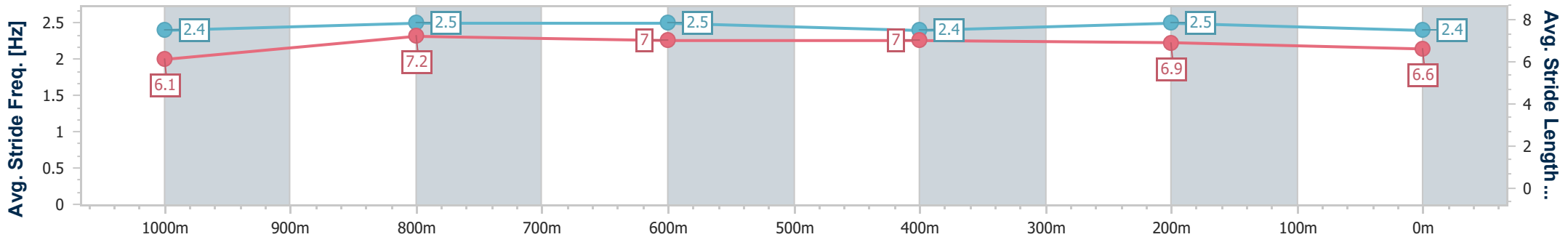
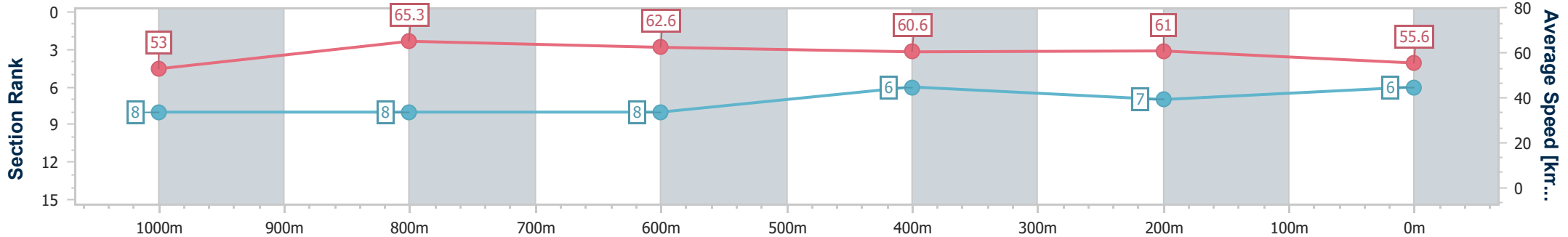
Sunshine Coast QLD Professional
 Race 7: AUSTRALIAN ENERGY ANALYTICS QTIS Three-Year-Old BENCHMARK 65 Handicap - 1200m



22 December 2024 - 16:33

Track Rating: Soft 6, Weather: Fine, Rail Position: +12m Entire

Section	Overall	1000m	800m	600m	400m	200m
Section Times	1:12.89 [6] (0:13.63)	0:59.26 [8] (0:11.10)	0:48.16 [8] (0:11.53)	0:36.63 [8] (0:11.86)	0:24.77 [6] (0:11.80)	0:12.97 [7] (0:12.97)
Average Speed [km/h]	53.0	65.3	62.6	60.6	61.0	55.6
Top Speed [km/h]	66.3	66.1	63.9	61.4	62.0	60.1
Avg. Dist. to Rail [m]	2.0	2.2	1.0	0.3	0.3	0.8
Avg. Stride Freq. [Hz]	2.4	2.5	2.5	2.4	2.5	2.4
Avg. Stride Length [m]	6.1	7.2	7.0	7.0	6.9	6.6



- [] Ranking at each section and finish
- .-.- No data available at this section
- NA No data available



Horse/Jockey Name	Joy A Plenty
Final Rank	7
Fastest Section Time (Section)	0:11.04 (1000m)
Top Speed [km/h] (Section)	67.3 (Overall)
Race State	Finished



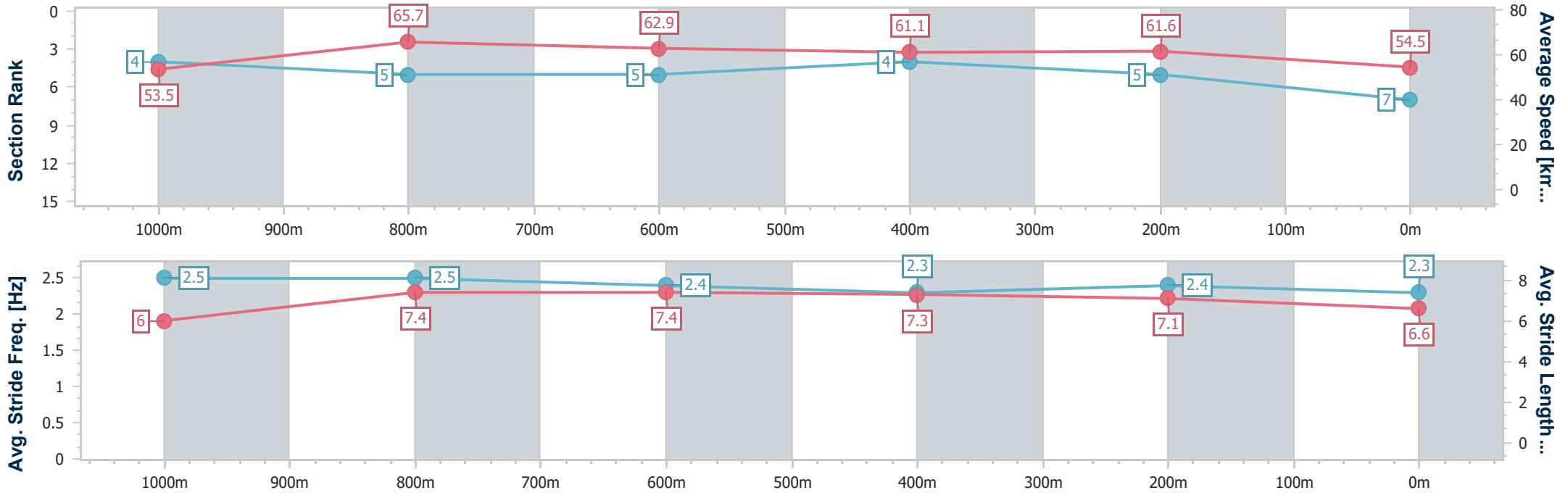
Sunshine Coast QLD Professional
 Race 7: AUSTRALIAN ENERGY ANALYTICS QTIS Three-Year-Old BENCHMARK 65 Handicap - 1200m



22 December 2024 - 16:33

Track Rating: Soft 6, Weather: Fine, Rail Position: +12m Entire

Section	Overall	1000m	800m	600m	400m	200m
Section Times	1:12.91 [7] (0:13.44)	0:59.47 [4] (0:11.04)	0:48.43 [5] (0:11.57)	0:36.86 [5] (0:11.95)	0:24.91 [4] (0:11.70)	0:13.21 [5] (0:13.21)
Average Speed [km/h]	53.5	65.7	62.9	61.1	61.6	54.5
Top Speed [km/h]	67.3	66.5	64.9	62.4	62.7	59.0
Avg. Dist. to Rail [m]	4.6	1.8	2.5	2.4	2.4	2.2
Avg. Stride Freq. [Hz]	2.5	2.5	2.4	2.3	2.4	2.3
Avg. Stride Length [m]	6.0	7.4	7.4	7.3	7.1	6.6



- [] Ranking at each section and finish
- .-.- No data available at this section
- NA No data available



Horse/Jockey Name	Backstage
Final Rank	8
Fastest Section Time (Section)	0:11.08 (1000m)
Top Speed [km/h] (Section)	70.2 (Overall)
Race State	Finished



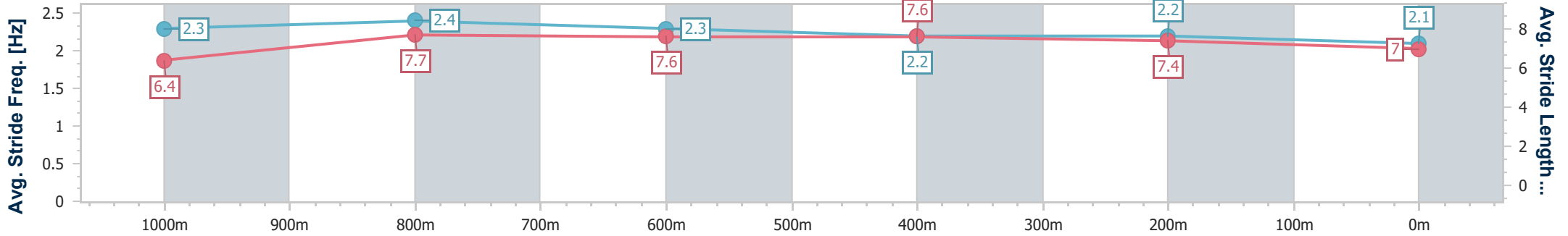
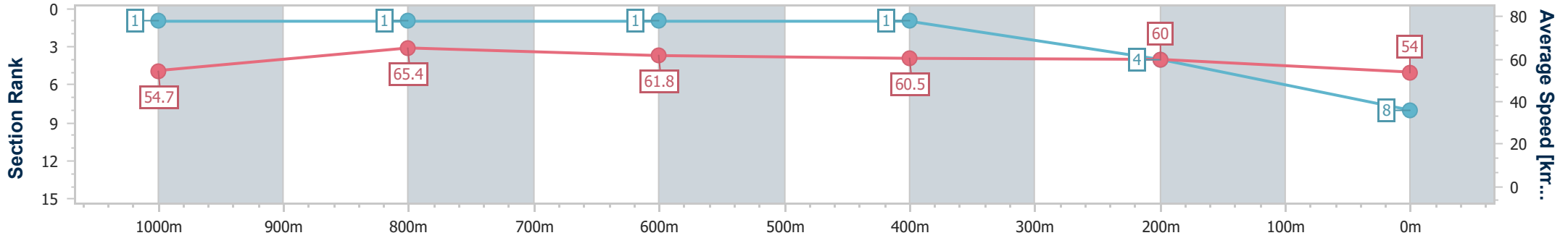
Sunshine Coast QLD Professional
 Race 7: AUSTRALIAN ENERGY ANALYTICS QTIS Three-Year-Old BENCHMARK 65 Handicap - 1200m



22 December 2024 - 16:33

Track Rating: Soft 6, Weather: Fine, Rail Position: +12m Entire

Section	Overall	1000m	800m	600m	400m	200m
Section Times	1:13.03 [8] (0:13.12)	0:59.91 [1] (0:11.08)	0:48.83 [1] (0:11.61)	0:37.22 [1] (0:11.86)	0:25.36 [1] (0:11.99)	0:13.37 [4] (0:13.37)
Average Speed [km/h]	54.7	65.4	61.8	60.5	60.0	54.0
Top Speed [km/h]	70.2	68.0	63.7	61.4	61.1	57.5
Avg. Dist. to Rail [m]	6.9	1.9	0.5	0.6	0.2	0.3
Avg. Stride Freq. [Hz]	2.3	2.4	2.3	2.2	2.2	2.1
Avg. Stride Length [m]	6.4	7.7	7.6	7.6	7.4	7.0



- [] Ranking at each section and finish
- .-.- No data available at this section
- NA No data available



Horse/Jockey Name	Fireforce
Final Rank	9
Fastest Section Time (Section)	0:11.00 (1000m)
Top Speed [km/h] (Section)	68.5 (1000m)
Race State	Finished



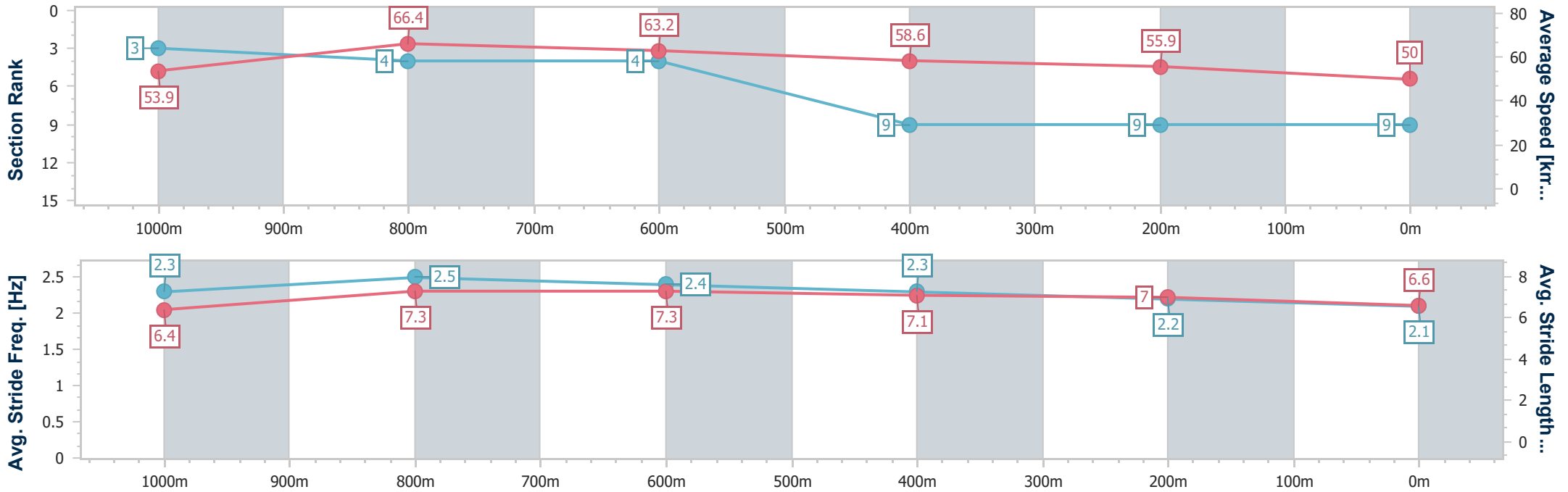
Sunshine Coast QLD Professional
 Race 7: AUSTRALIAN ENERGY ANALYTICS QTIS Three-Year-Old BENCHMARK 65 Handicap - 1200m



22 December 2024 - 16:33

Track Rating: Soft 6, Weather: Fine, Rail Position: +12m Entire

Section	Overall	1000m	800m	600m	400m	200m
Section Times	1:15.65 [9] (0:13.36)	1:02.29 [3] (0:11.00)	0:51.29 [4] (0:11.64)	0:39.65 [4] (0:12.37)	0:27.28 [9] (0:12.89)	0:14.39 [9] (0:14.39)
Average Speed [km/h]	53.9	66.4	63.2	58.6	55.9	50.0
Top Speed [km/h]	68.5	68.5	65.2	60.6	57.1	53.8
Avg. Dist. to Rail [m]	8.5	4.7	3.4	1.6	2.1	2.2
Avg. Stride Freq. [Hz]	2.3	2.5	2.4	2.3	2.2	2.1
Avg. Stride Length [m]	6.4	7.3	7.3	7.1	7.0	6.6



- [] Ranking at each section and finish
- .-.- No data available at this section
- NA No data available



Horse/Jockey Name	Dance For Me Randy
Final Rank	10
Fastest Section Time (Section)	0:10.87 (1000m)
Top Speed [km/h] (Section)	69.2 (1000m)
Race State	Finished



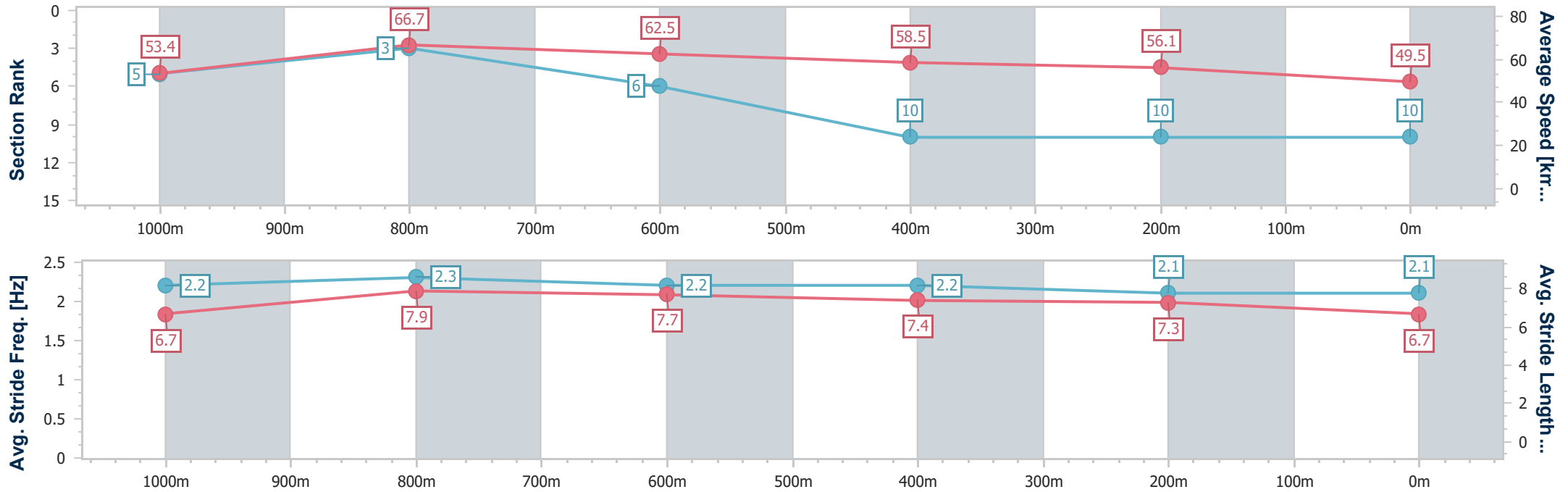
Sunshine Coast QLD Professional
 Race 7: AUSTRALIAN ENERGY ANALYTICS QTIS Three-Year-Old BENCHMARK 65 Handicap - 1200m



22 December 2024 - 16:33

Track Rating: Soft 6, Weather: Fine, Rail Position: +12m Entire

Section	Overall	1000m	800m	600m	400m	200m
Section Times	1:15.82 [10] (0:13.49)	1:02.33 [5] (0:10.87)	0:51.46 [3] (0:11.70)	0:39.76 [6] (0:12.43)	0:27.33 [10] (0:12.84)	0:14.49 [10] (0:14.49)
Average Speed [km/h]	53.4	66.7	62.5	58.5	56.1	49.5
Top Speed [km/h]	68.9	69.2	64.4	60.5	57.5	53.5
Avg. Dist. to Rail [m]	7.2	3.2	2.7	1.6	1.2	1.0
Avg. Stride Freq. [Hz]	2.2	2.3	2.2	2.2	2.1	2.1
Avg. Stride Length [m]	6.7	7.9	7.7	7.4	7.3	6.7



- [] Ranking at each section and finish
- .-.- No data available at this section
- NA No data available