



Toowoomba QLD Professional

Race 1: LAWRENCE & HANSON Maiden Handicap - 1000m

21 December 2024 - 16:26



Track Rating: Good 4, Weather: Fine, Rail Position: +3m Entire

Section											Last 600m		
Field Times		Overall	800m	600m	400m	200m						0:34.85	
		1:00.17 (0:14.14)	0:46.03 (0:11.18)	0:34.85 (0:11.54)	0:23.31 (0:11.58)	0:11.73 (0:11.73)							
Rank	TAB	Horse/Jockey	Barrier	Top Speed [km/h]	Fastest Section						Margin	Distance Travelled [m]	
1	3	MYSTERY POWER Olivia Kendal	4	66.1 800m	0:11.27 800m	1:00.17 [1] (0:14.31)	0:45.86 [3] (0:11.27)	0:34.59 [4] (0:11.50)	0:23.09 [3] (0:11.39)	0:11.70 [3] (0:11.70)	1:00.17	0:34.59	
2	5	SO YES IT IS Simon Miller	10	65.1 Overall	0:11.35 800m	1:00.42 [2] (0:14.44)	0:45.98 [5] (0:11.35)	0:34.63 [5] (0:11.48)	0:23.15 [5] (0:11.50)	0:11.65 [5] (0:11.65)	1.3L	0:34.63	+9
3	1	TURN UP THE MUSIC Luke Dempsey	8	66.2 Overall	0:11.20 800m	1:00.43 [3] (0:14.62)	0:45.81 [6] (0:11.20)	0:34.61 [6] (0:11.50)	0:23.11 [6] (0:11.52)	0:11.59 [6] (0:11.59)	1.4L	0:34.61	+2
4	4	FOR THE BRAVE Les Tilley	3	66.8 Overall	0:11.21 800m	1:00.47 [4] (0:14.14)	0:46.33 [1] (0:11.21)	0:35.12 [2] (0:11.51)	0:23.61 [1] (0:11.58)	0:12.03 [1] (0:12.03)	1.6L	0:35.12	+1
5	9	ADDICTIVE PIRANHA Siobhan Rutledge	2	67.3 800m	0:11.18 800m	1:00.71 [5] (0:14.39)	0:46.32 [4] (0:11.18)	0:35.14 [3] (0:11.54)	0:23.60 [4] (0:11.53)	0:12.07 [4] (0:12.07)	2.9L	0:35.14	+4
6	11	SHALZER Chelsea Baker	6	66.1 800m	0:11.27 800m	1:00.88 [6] (0:14.98)	0:45.90 [9] (0:11.27)	0:34.63 [9] (0:11.49)	0:23.14 [9] (0:11.67)	0:11.47 [9] (0:11.47)	3.7L	0:34.63	+3
7	10	MISSING BOUNDARIES Nozi Tomizawa	7	67.4 800m	0:10.98 800m	1:00.91 [7] (0:14.96)	0:45.95 [8] (0:10.98)	0:34.97 [8] (0:11.58)	0:23.39 [7] (0:11.65)	0:11.74 [7] (0:11.74)	3.9L	0:34.97	-1
8	6	UPSTART LOVER Dylan Bennett	1	65.6 Overall	0:11.17 800m	1:00.99 [8] (0:14.15)	0:46.84 [2] (0:11.17)	0:35.67 [1] (0:11.55)	0:24.12 [2] (0:11.60)	0:12.52 [2] (0:12.52)	4.3L	0:35.67	-3
9	2	WANT TO BE PROUD Montanna Savva	5	66.0 800m	0:11.12 800m	1:01.02 [9] (0:14.72)	0:46.30 [7] (0:11.12)	0:35.18 [7] (0:11.69)	0:23.49 [8] (0:11.79)	0:11.70 [8] (0:11.70)	4.5L	0:35.18	-6
10	8	GOOD PHILLY Karl Zechner	11	67.4 800m	0:10.89 800m	1:01.11 [10] (0:15.70)	0:45.41 [11] (0:10.89)	0:34.52 [11] (0:11.47)	0:23.05 [11] (0:11.60)	0:11.45 [11] (0:11.45)	5L	0:34.52	+3

Scratched: Window Tapper (#13), Merron Darcy (#14), Twopence (#15), Arteluce (#16), Bronze Memory (#17), Outta Beauty (#18), Boonah Flasher (#7)

[] Ranking at each section and finish
 -:-:- No data available at this section
 NA No data available

SCN Saddle cloth number
 DNF Did not finish
 DNT Did not track



Toowoomba QLD Professional

Race 1: LAWRENCE & HANSON Maiden Handicap - 1000m

21 December 2024 - 16:26



Track Rating: Good 4, Weather: Fine, Rail Position: +3m Entire

Section		Overall	800m	600m	400m	200m	Last 600m					
Field Times		1:00.17 (0:14.14)	0:46.03 (0:11.18)	0:34.85 (0:11.54)	0:23.31 (0:11.58)	0:11.73 (0:11.73)	0:34.85					
Rank	TAB Horse/Jockey	Barrier	Top Speed [km/h]	Fastest Section	Margin			Distance Travelled [m]				
11	12 JUST NEVER ENOUGH Jason Taylor	9	67.3 800m	0:11.05 800m	1:01.13 [11] (0:15.29)	0:45.84 [10] (0:11.05)	0:34.79 [10] (0:11.65)	0:23.14 [10] (0:11.60)	0:11.54 [10] (0:11.54)	5.1L	0:34.79	+8

Scratched: Window Tapper (#13), Merron Darcy (#14), Twopence (#15), Arteluca (#16), Bronze Memory (#17), Outta Beauty (#18), Boonah Flasher (#7)

[] Ranking at each section and finish
 -:-:-:- No data available at this section
 NA No data available

SCN Saddle cloth number
 DNF Did not finish
 DNT Did not track



Horse/Jockey Name	Mystery Power
Final Rank	1
Fastest Section Time (Section)	0:11.27 (800m)
Top Speed [km/h] (Section)	66.1 (800m)
Race State	Finished



Toowoomba QLD Professional

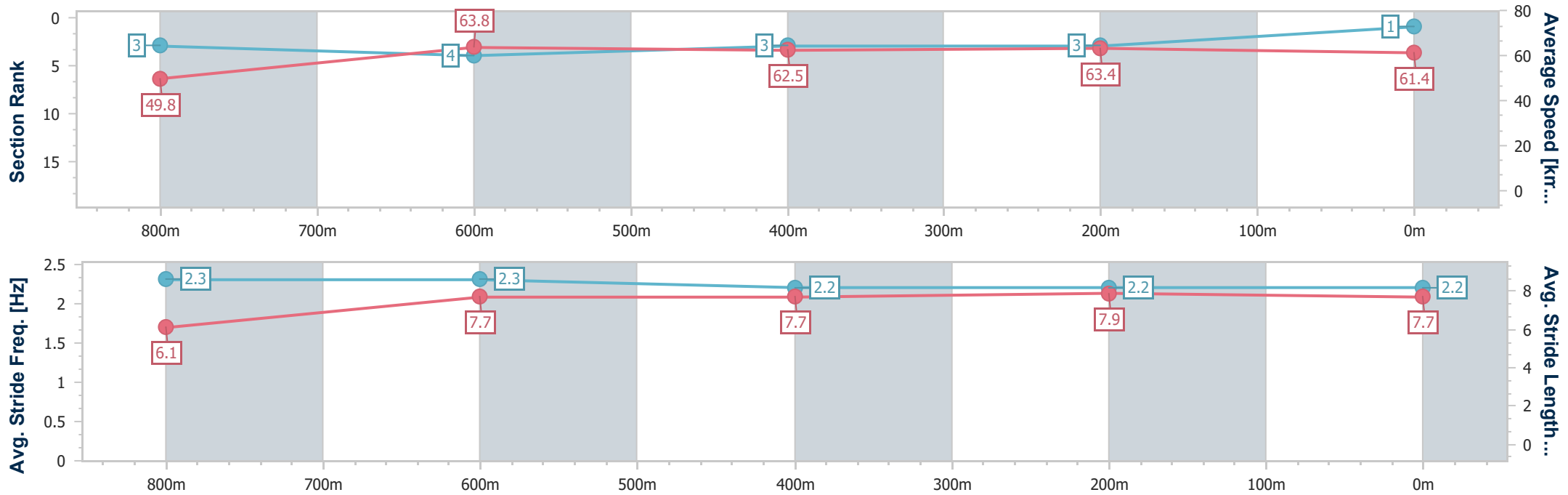
Race 1: LAWRENCE & HANSON Maiden Handicap - 1000m

21 December 2024 - 16:26



Track Rating: Good 4, Weather: Fine, Rail Position: +3m Entire

Section	Overall	800m	600m	400m	200m
Section Times	1:00.17 [1] (0:14.31)	0:45.86 [3] (0:11.27)	0:34.59 [4] (0:11.50)	0:23.09 [3] (0:11.39)	0:11.70 [3] (0:11.70)
Average Speed [km/h]	49.8	63.8	62.5	63.4	61.4
Top Speed [km/h]	66.0	66.1	63.8	64.0	63.5
Avg. Dist. to Rail [m]	2.2	1.1	0.4	1.2	1.1
Avg. Stride Freq. [Hz]	2.3	2.3	2.2	2.2	2.2
Avg. Stride Length [m]	6.1	7.7	7.7	7.9	7.7



- [] Ranking at each section and finish
- .-.- No data available at this section
- NA No data available



Horse/Jockey Name	So Yes It Is
Final Rank	2
Fastest Section Time (Section)	0:11.35 (800m)
Top Speed [km/h] (Section)	65.1 (Overall)
Race State	Finished



Toowoomba QLD Professional

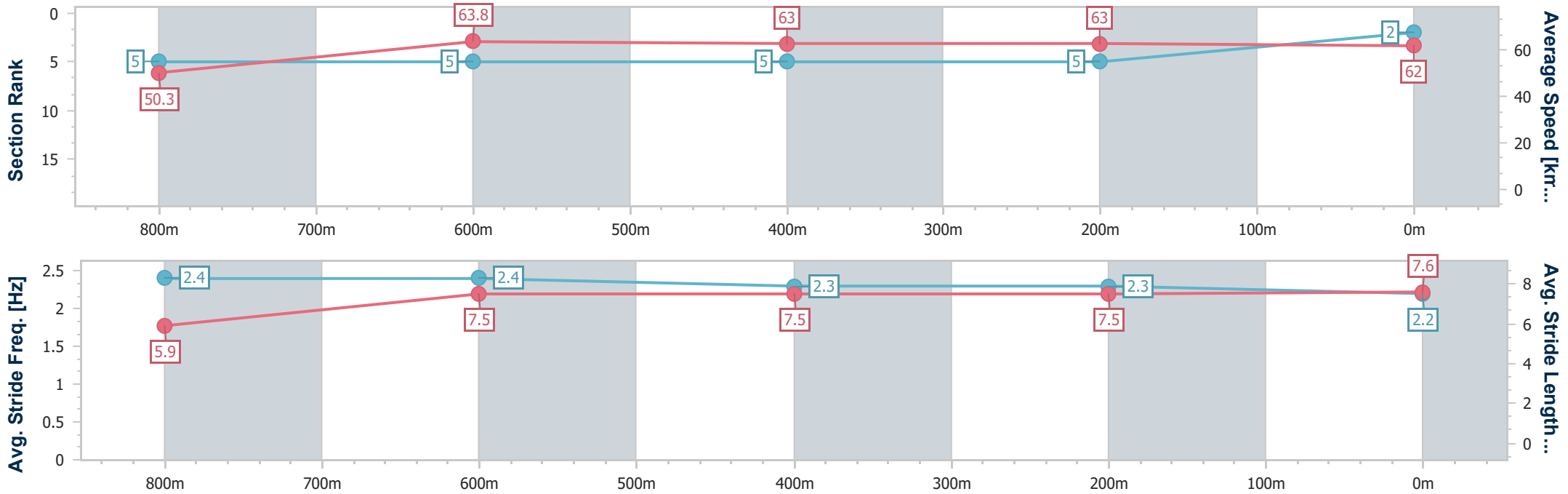
Race 1: LAWRENCE & HANSON Maiden Handicap - 1000m

21 December 2024 - 16:26



Track Rating: Good 4, Weather: Fine, Rail Position: +3m Entire

Section	Overall	800m	600m	400m	200m
Section Times	1:00.42 [2] (0:14.44)	0:45.98 [5] (0:11.35)	0:34.63 [5] (0:11.48)	0:23.15 [5] (0:11.50)	0:11.65 [5] (0:11.65)
Average Speed [km/h]	50.3	63.8	63.0	63.0	62.0
Top Speed [km/h]	65.1	64.5	64.5	63.6	63.0
Avg. Dist. to Rail [m]	5.8	1.7	1.0	1.9	1.8
Avg. Stride Freq. [Hz]	2.4	2.4	2.3	2.3	2.2
Avg. Stride Length [m]	5.9	7.5	7.5	7.5	7.6



- [] Ranking at each section and finish
- .-.- No data available at this section
- NA No data available



Horse/Jockey Name	Turn Up The Music
Final Rank	3
Fastest Section Time (Section)	0:11.20 (800m)
Top Speed [km/h] (Section)	66.2 (Overall)
Race State	Finished



Toowoomba QLD Professional

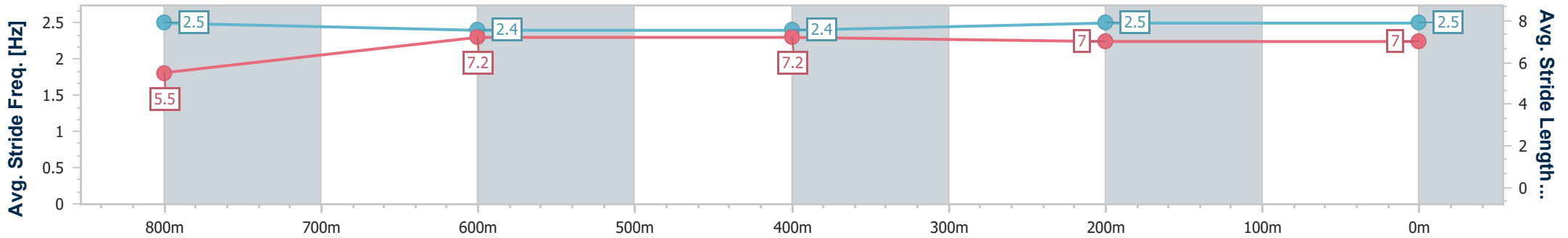
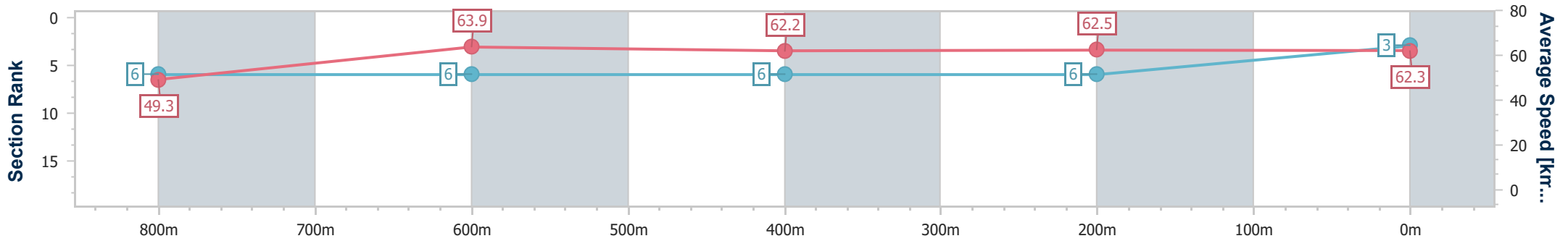
Race 1: LAWRENCE & HANSON Maiden Handicap - 1000m

21 December 2024 - 16:26



Track Rating: Good 4, Weather: Fine, Rail Position: +3m Entire

Section	Overall	800m	600m	400m	200m
Section Times	1:00.43 [3] (0:14.62)	0:45.81 [6] (0:11.20)	0:34.61 [6] (0:11.50)	0:23.11 [6] (0:11.52)	0:11.59 [6] (0:11.59)
Average Speed [km/h]	49.3	63.9	62.2	62.5	62.3
Top Speed [km/h]	66.2	65.6	63.8	64.4	62.8
Avg. Dist. to Rail [m]	3.4	1.7	1.3	0.9	1.8
Avg. Stride Freq. [Hz]	2.5	2.4	2.4	2.5	2.5
Avg. Stride Length [m]	5.5	7.2	7.2	7.0	7.0



- [] Ranking at each section and finish
- .-.- No data available at this section
- NA No data available



Horse/Jockey Name	For The Brave
Final Rank	4
Fastest Section Time (Section)	0:11.21 (800m)
Top Speed [km/h] (Section)	66.8 (Overall)
Race State	Finished



Toowoomba QLD Professional

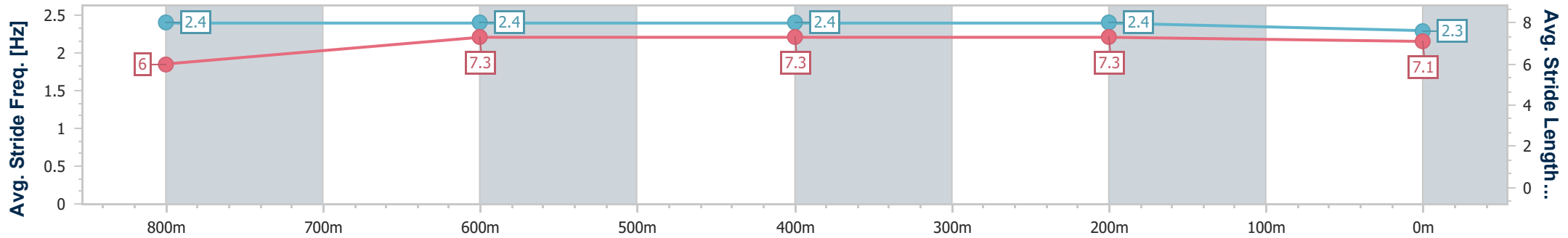
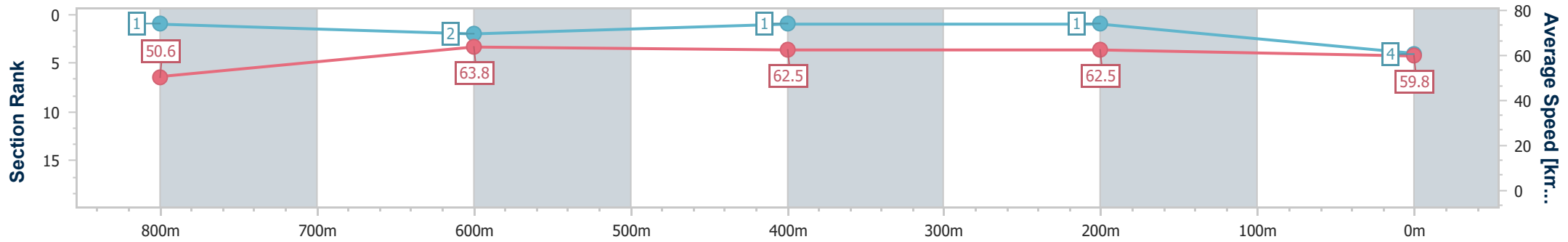
Race 1: LAWRENCE & HANSON Maiden Handicap - 1000m

21 December 2024 - 16:26



Track Rating: Good 4, Weather: Fine, Rail Position: +3m Entire

Section	Overall	800m	600m	400m	200m
Section Times	1:00.47 [4] (0:14.14)	0:46.33 [1] (0:11.21)	0:35.12 [2] (0:11.51)	0:23.61 [1] (0:11.58)	0:12.03 [1] (0:12.03)
Average Speed [km/h]	50.6	63.8	62.5	62.5	59.8
Top Speed [km/h]	66.8	65.0	64.0	62.8	61.5
Avg. Dist. to Rail [m]	1.7	1.5	0.3	1.1	1.2
Avg. Stride Freq. [Hz]	2.4	2.4	2.4	2.4	2.3
Avg. Stride Length [m]	6.0	7.3	7.3	7.3	7.1



- [] Ranking at each section and finish
- .-.- No data available at this section
- NA No data available



Horse/Jockey Name	Addictive Piranha
Final Rank	5
Fastest Section Time (Section)	0:11.18 (800m)
Top Speed [km/h] (Section)	67.3 (800m)
Race State	Finished



Toowoomba QLD Professional

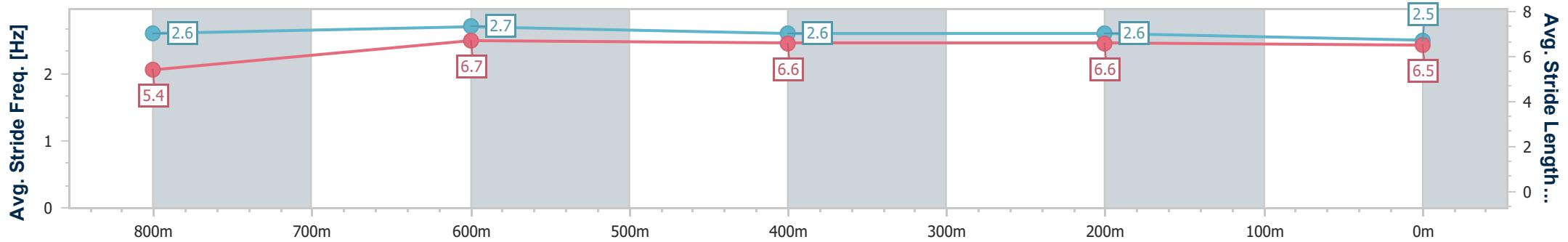
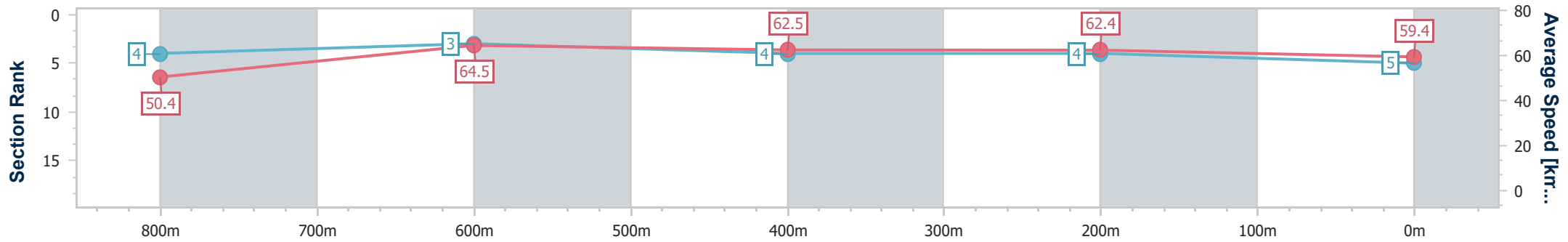
Race 1: LAWRENCE & HANSON Maiden Handicap - 1000m

21 December 2024 - 16:26



Track Rating: Good 4, Weather: Fine, Rail Position: +3m Entire

Section	Overall	800m	600m	400m	200m
Section Times	1:00.71 [5] (0:14.39)	0:46.32 [4] (0:11.18)	0:35.14 [3] (0:11.54)	0:23.60 [4] (0:11.53)	0:12.07 [4] (0:12.07)
Average Speed [km/h]	50.4	64.5	62.5	62.4	59.4
Top Speed [km/h]	67.1	67.3	63.1	63.6	62.4
Avg. Dist. to Rail [m]	3.2	0.8	0.4	0.6	2.0
Avg. Stride Freq. [Hz]	2.6	2.7	2.6	2.6	2.5
Avg. Stride Length [m]	5.4	6.7	6.6	6.6	6.5



- [] Ranking at each section and finish
- .-.- No data available at this section
- NA No data available



Horse/Jockey Name	Shalzer
Final Rank	6
Fastest Section Time (Section)	0:11.27 (800m)
Top Speed [km/h] (Section)	66.1 (800m)
Race State	Finished



Toowoomba QLD Professional

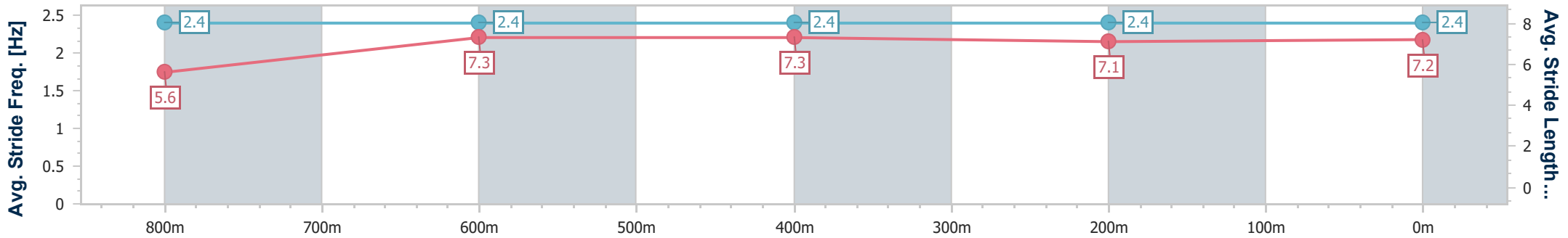
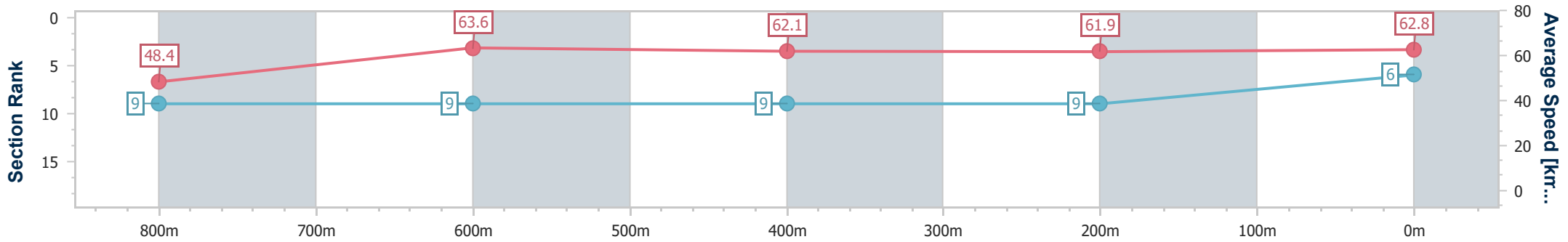
Race 1: LAWRENCE & HANSON Maiden Handicap - 1000m

21 December 2024 - 16:26



Track Rating: Good 4, Weather: Fine, Rail Position: +3m Entire

Section	Overall	800m	600m	400m	200m
Section Times	1:00.88 [6] (0:14.98)	0:45.90 [9] (0:11.27)	0:34.63 [9] (0:11.49)	0:23.14 [9] (0:11.67)	0:11.47 [9] (0:11.47)
Average Speed [km/h]	48.4	63.6	62.1	61.9	62.8
Top Speed [km/h]	66.0	66.1	65.1	63.8	63.9
Avg. Dist. to Rail [m]	4.6	0.8	2.0	1.6	2.1
Avg. Stride Freq. [Hz]	2.4	2.4	2.4	2.4	2.4
Avg. Stride Length [m]	5.6	7.3	7.3	7.1	7.2



- [] Ranking at each section and finish
- .-.- No data available at this section
- NA No data available



Horse/Jockey Name	Missing Boundaries
Final Rank	7
Fastest Section Time (Section)	0:10.98 (800m)
Top Speed [km/h] (Section)	67.4 (800m)
Race State	Finished



Toowoomba QLD Professional

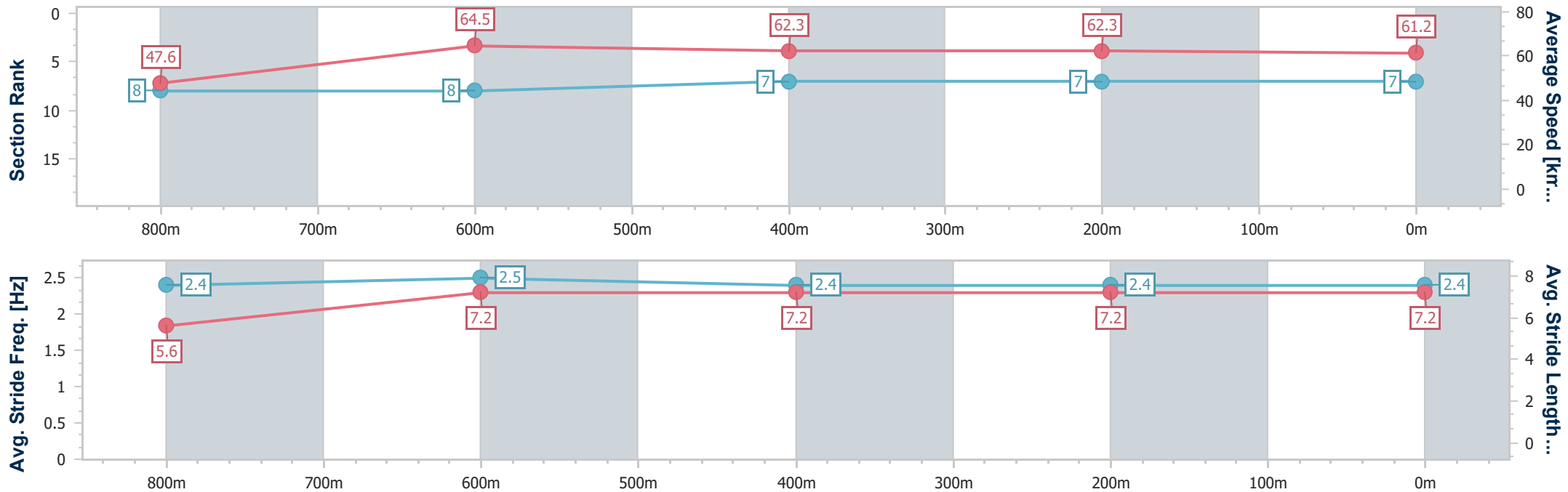
Race 1: LAWRENCE & HANSON Maiden Handicap - 1000m

21 December 2024 - 16:26



Track Rating: Good 4, Weather: Fine, Rail Position: +3m Entire

Section	Overall	800m	600m	400m	200m
Section Times	1:00.91 [7] (0:14.96)	0:45.95 [8] (0:10.98)	0:34.97 [8] (0:11.58)	0:23.39 [7] (0:11.65)	0:11.74 [7] (0:11.74)
Average Speed [km/h]	47.6	64.5	62.3	62.3	61.2
Top Speed [km/h]	67.1	67.4	63.6	64.1	61.6
Avg. Dist. to Rail [m]	3.2	3.4	0.9	2.1	1.4
Avg. Stride Freq. [Hz]	2.4	2.5	2.4	2.4	2.4
Avg. Stride Length [m]	5.6	7.2	7.2	7.2	7.2



- [] Ranking at each section and finish
- .-.- No data available at this section
- NA No data available



Horse/Jockey Name	Upstart Lover
Final Rank	8
Fastest Section Time (Section)	0:11.17 (800m)
Top Speed [km/h] (Section)	65.6 (Overall)
Race State	Finished



Toowoomba QLD Professional

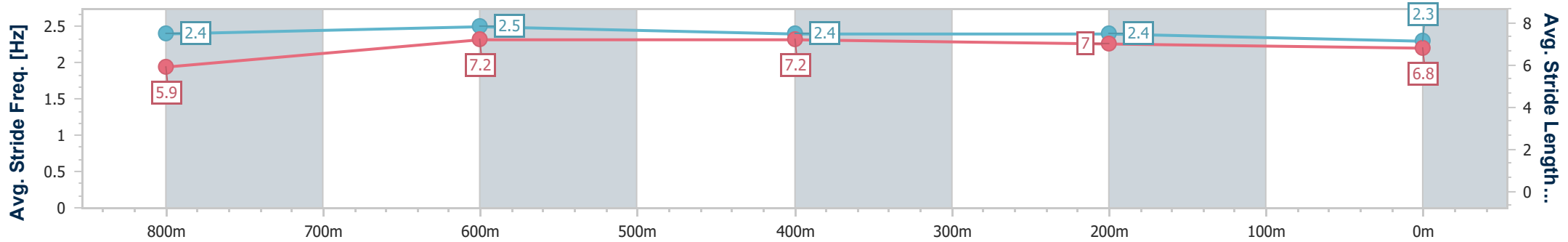
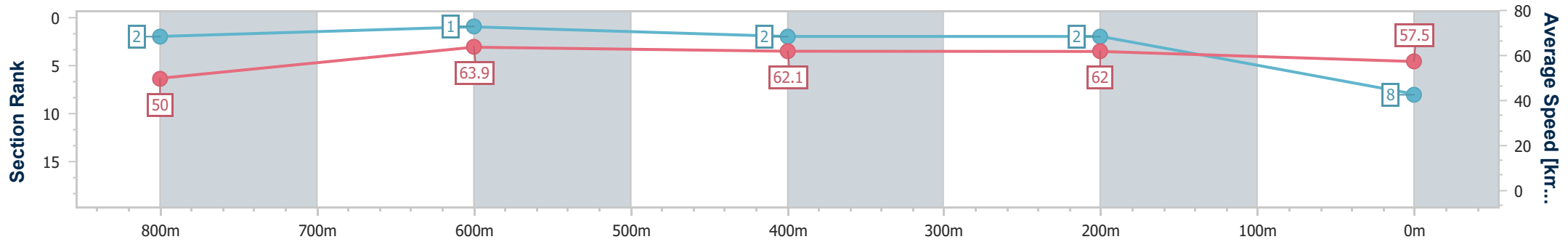
Race 1: LAWRENCE & HANSON Maiden Handicap - 1000m

21 December 2024 - 16:26



Track Rating: Good 4, Weather: Fine, Rail Position: +3m Entire

Section	Overall	800m	600m	400m	200m
Section Times	1:00.99 [8] (0:14.15)	0:46.84 [2] (0:11.17)	0:35.67 [1] (0:11.55)	0:24.12 [2] (0:11.60)	0:12.52 [2] (0:12.52)
Average Speed [km/h]	50.0	63.9	62.1	62.0	57.5
Top Speed [km/h]	65.6	64.7	63.7	62.9	59.8
Avg. Dist. to Rail [m]	6.0	2.6	0.7	0.4	0.3
Avg. Stride Freq. [Hz]	2.4	2.5	2.4	2.4	2.3
Avg. Stride Length [m]	5.9	7.2	7.2	7.0	6.8



- [] Ranking at each section and finish
- .-.- No data available at this section
- NA No data available



Horse/Jockey Name	Want To Be Proud
Final Rank	9
Fastest Section Time (Section)	0:11.12 (800m)
Top Speed [km/h] (Section)	66.0 (800m)
Race State	Finished



Toowoomba QLD Professional

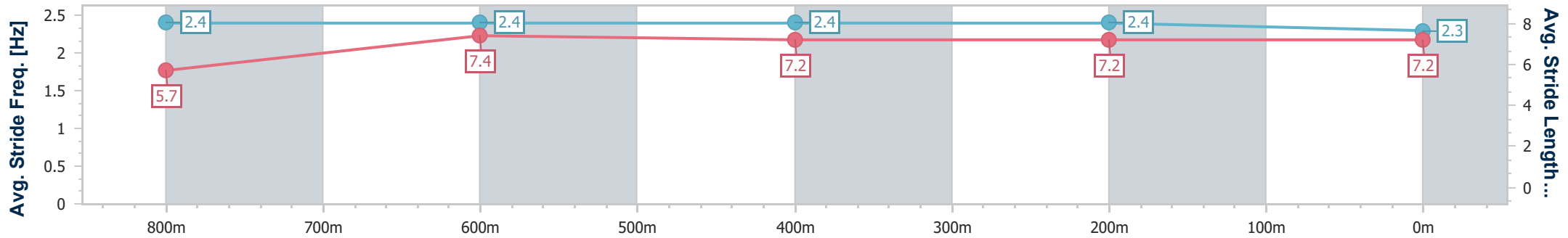
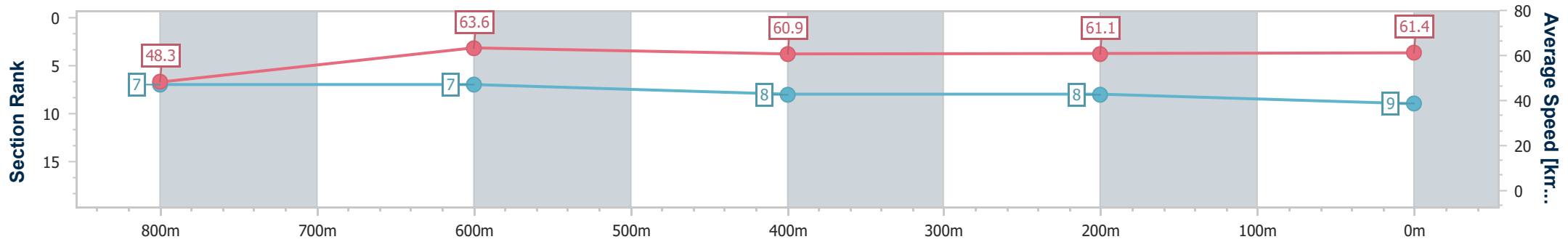
Race 1: LAWRENCE & HANSON Maiden Handicap - 1000m

21 December 2024 - 16:26



Track Rating: Good 4, Weather: Fine, Rail Position: +3m Entire

Section	Overall	800m	600m	400m	200m
Section Times	1:01.02 [9] (0:14.72)	0:46.30 [7] (0:11.12)	0:35.18 [7] (0:11.69)	0:23.49 [8] (0:11.79)	0:11.70 [8] (0:11.70)
Average Speed [km/h]	48.3	63.6	60.9	61.1	61.4
Top Speed [km/h]	65.8	66.0	63.0	61.8	62.2
Avg. Dist. to Rail [m]	4.1	4.5	2.5	0.4	1.1
Avg. Stride Freq. [Hz]	2.4	2.4	2.4	2.4	2.3
Avg. Stride Length [m]	5.7	7.4	7.2	7.2	7.2



- [] Ranking at each section and finish
- .-.- No data available at this section
- NA No data available



Horse/Jockey Name	Good Philly
Final Rank	10
Fastest Section Time (Section)	0:10.89 (800m)
Top Speed [km/h] (Section)	67.4 (800m)
Race State	Finished



Toowoomba QLD Professional

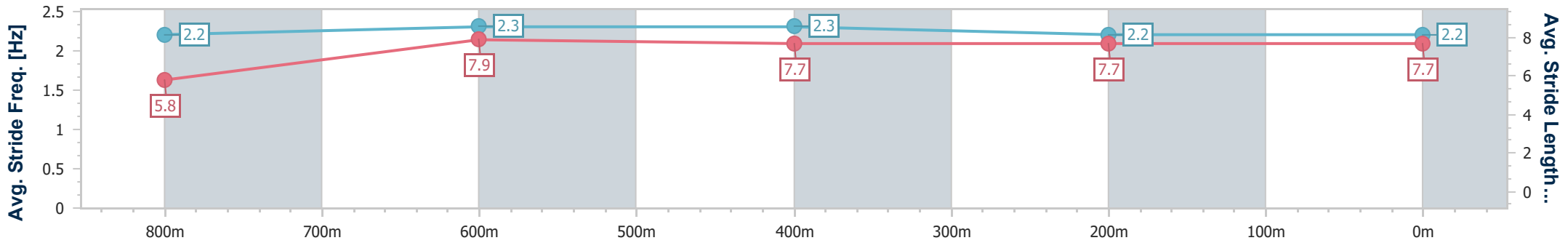
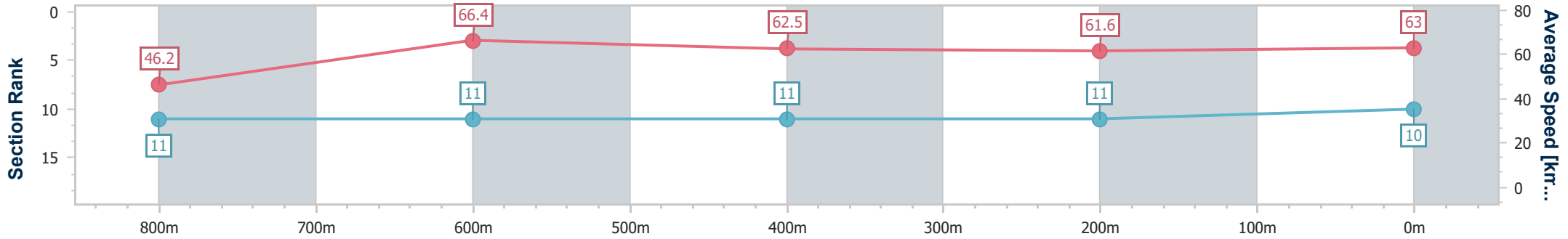
Race 1: LAWRENCE & HANSON Maiden Handicap - 1000m

21 December 2024 - 16:26



Track Rating: Good 4, Weather: Fine, Rail Position: +3m Entire

Section	Overall	800m	600m	400m	200m
Section Times	1:01.11 [10] (0:15.70)	0:45.41 [11] (0:10.89)	0:34.52 [11] (0:11.47)	0:23.05 [11] (0:11.60)	0:11.45 [11] (0:11.45)
Average Speed [km/h]	46.2	66.4	62.5	61.6	63.0
Top Speed [km/h]	64.6	67.4	66.2	62.6	62.9
Avg. Dist. to Rail [m]	5.1	1.0	1.2	1.4	1.5
Avg. Stride Freq. [Hz]	2.2	2.3	2.3	2.2	2.2
Avg. Stride Length [m]	5.8	7.9	7.7	7.7	7.7



- [] Ranking at each section and finish
- .-.- No data available at this section
- NA No data available



Horse/Jockey Name	Just Never Enough
Final Rank	11
Fastest Section Time (Section)	0:11.05 (800m)
Top Speed [km/h] (Section)	67.3 (800m)
Race State	Finished



Toowoomba QLD Professional

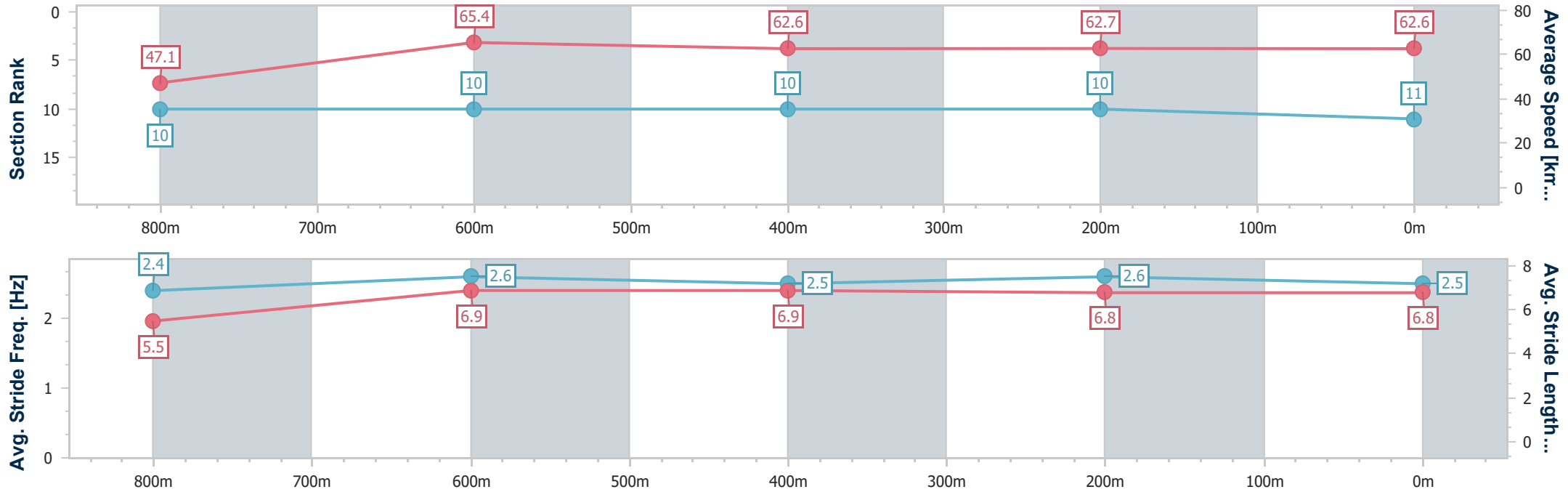
Race 1: LAWRENCE & HANSON Maiden Handicap - 1000m

21 December 2024 - 16:26



Track Rating: Good 4, Weather: Fine, Rail Position: +3m Entire

Section	Overall	800m	600m	400m	200m
Section Times	1:01.13 [11] (0:15.29)	0:45.84 [10] (0:11.05)	0:34.79 [10] (0:11.65)	0:23.14 [10] (0:11.60)	0:11.54 [10] (0:11.54)
Average Speed [km/h]	47.1	65.4	62.6	62.7	62.6
Top Speed [km/h]	65.3	67.3	64.6	63.8	64.2
Avg. Dist. to Rail [m]	3.6	1.3	2.5	2.3	2.4
Avg. Stride Freq. [Hz]	2.4	2.6	2.5	2.6	2.5
Avg. Stride Length [m]	5.5	6.9	6.9	6.8	6.8



- [] Ranking at each section and finish
- .-.- No data available at this section
- NA No data available



Toowoomba QLD Professional

Race 2: PLATINUM GLASS & SECURITY BENCHMARK 70 Handicap - 1890m

21 December 2024 - 17:04



Track Rating: Good 4, Weather: Fine, Rail Position: +3m Entire

Section		Overall	1600m	1400m	1200m	1000m	800m	600m	Last 600m				
Field Times		1:57.74 (0:21.03)	1:36.71 (0:10.55)	1:26.16 (0:11.34)	1:14.82 (0:11.65)	1:03.17 (0:12.26)	0:50.91 (0:12.31)	0:38.60 (0:12.75)	0:38.60				
Rank	TAB Horse/Jockey	Barrier	Top Speed [km/h]	Fastest Section									Distance Travelled [m]
1	2 LUCKY EXCHANGE Les Tilley	4	70.0 1600m	0:10.65 1600m	1:57.74 [1] (0:22.83)	1:34.91 [9] (0:10.65)	1:24.26 [8] (0:11.09)	1:13.17 [8] (0:11.62)	1:01.55 [8] (0:12.42)	0:49.13 [8] (0:12.10)	0:37.03 [9] (0:12.32)	0:37.03	
2	1 TUHINGA Georgina Cartwright	5	70.4 1600m	0:10.45 1600m	1:57.91 [2] (0:21.52)	1:36.39 [4] (0:10.45)	1:25.94 [4] (0:11.20)	1:14.74 [3] (0:11.89)	1:02.85 [4] (0:12.30)	0:50.55 [4] (0:12.04)	0:38.51 [3] (0:12.49)	0:38.51	-6
3	6 WOWIT'S WILLYWONKA Chelsea Baker	9	71.5 Overall	0:10.58 1600m	1:58.69 [3] (0:21.16)	1:37.53 [3] (0:10.58)	1:26.95 [2] (0:11.30)	1:15.65 [2] (0:11.66)	1:03.99 [2] (0:12.32)	0:51.67 [2] (0:12.35)	0:39.32 [2] (0:12.91)	0:39.32	-3
4	10 TRAUTMAN Nozi Tomizawa	6	67.5 1600m	0:10.92 1600m	1:58.75 [4] (0:23.07)	1:35.68 [10] (0:10.92)	1:24.76 [10] (0:11.19)	1:13.57 [10] (0:11.44)	1:02.13 [10] (0:12.32)	0:49.81 [10] (0:11.98)	0:37.83 [10] (0:12.36)	0:37.83	-7
5	3 CAPITAN DE SEDA Dylan Bennett	7	66.5 1400m	0:11.13 1600m	1:58.85 [5] (0:23.51)	1:35.34 [11] (0:11.13)	1:24.21 [11] (0:11.18)	1:13.03 [11] (0:11.37)	1:01.66 [11] (0:11.92)	0:49.74 [11] (0:12.05)	0:37.69 [11] (0:12.35)	0:37.69	-3
6	9 MARTEDI Karl Zechner	3	68.3 1600m	0:10.79 1600m	1:59.24 [6] (0:22.40)	1:36.84 [7] (0:10.79)	1:26.05 [7] (0:11.36)	1:14.69 [7] (0:11.58)	1:03.11 [7] (0:12.12)	0:50.99 [5] (0:11.94)	0:39.05 [5] (0:12.43)	0:39.05	+7
7	5 CALM SEEKER Olivia Kendal	8	71.0 1600m	0:10.52 1600m	1:59.45 [7] (0:21.06)	1:38.39 [2] (0:10.52)	1:27.87 [1] (0:11.34)	1:16.53 [1] (0:11.65)	1:04.88 [1] (0:12.26)	0:52.62 [1] (0:12.31)	0:40.31 [1] (0:12.80)	0:40.31	-10
8	4 KNEZE Paul Hamblin	1	67.4 1600m	0:10.87 1600m	1:59.73 [8] (0:22.11)	1:37.62 [5] (0:10.87)	1:26.75 [5] (0:11.36)	1:15.39 [6] (0:11.62)	1:03.77 [5] (0:12.36)	0:51.41 [6] (0:12.11)	0:39.30 [6] (0:12.64)	0:39.30	-7
9	11 DEL CAMPO Kenji Yoshida	2	68.0 1600m	0:10.86 1600m	2:00.08 [9] (0:22.16)	1:37.92 [6] (0:10.86)	1:27.06 [6] (0:11.31)	1:15.75 [5] (0:11.66)	1:04.09 [6] (0:12.38)	0:51.71 [7] (0:12.21)	0:39.50 [7] (0:12.80)	0:39.50	+0
10	7 ADELAD Luke Dempsey	10	67.9 1400m	0:10.97 1600m	2:00.70 [10] (0:22.52)	1:38.18 [8] (0:10.97)	1:27.21 [9] (0:11.33)	1:15.88 [9] (0:11.61)	1:04.27 [9] (0:12.19)	0:52.08 [9] (0:12.05)	0:40.03 [8] (0:12.94)	0:40.03	+8

Scratched: Good Life Diva (#12)

[] Ranking at each section and finish
 -:-:- No data available at this section
 NA No data available

SCN Saddle cloth number
 DNF Did not finish
 DNT Did not track



Toowoomba QLD Professional
Race 2: PLATINUM GLASS & SECURITY BENCHMARK 70 Handicap - 1890m
21 December 2024 - 17:04



Track Rating: Good 4, Weather: Fine, Rail Position: +3m Entire

Section	Overall	1600m	1400m	1200m	1000m	800m	600m	Last 600m						
Field Times	1:57.74 (0:21.03)	1:36.71 (0:10.55)	1:26.16 (0:11.34)	1:14.82 (0:11.65)	1:03.17 (0:12.26)	0:50.91 (0:12.31)	0:38.60 (0:12.75)	0:38.60						
Rank	TAB	Horse/Jockey	Barrier	Top Speed [km/h]	Fastest Section				Distance Travelled [m]					
11	8	SHADYVALE STORM	11	70.7	0:10.72	2:02.64 [11]	1:41.61 [1]	1:30.89 [3]	1:19.37 [4]	1:07.58 [3]	0:55.30 [3]	0:42.48 [4]	0:42.48	+2
		Madeleine Wishart		1600m	1600m	(0:21.03)	(0:10.72)	(0:11.52)	(0:11.79)	(0:12.28)	(0:12.82)	(0:13.06)		

Scratched: Good Life Diva (#12)

[] Ranking at each section and finish
 -:-:- No data available at this section
 NA No data available

SCN Saddle cloth number
 DNF Did not finish
 DNT Did not track



Toowoomba QLD Professional
Race 2: PLATINUM GLASS & SECURITY BENCHMARK 70 Handicap - 1890m
21 December 2024 - 17:04



Track Rating: Good 4, Weather: Fine, Rail Position: +3m Entire

Section				400m	200m			Last 600m			
Field Times				0:25.85 (0:12.82)	0:13.03 (0:13.03)			0:38.60			
Rank	TAB	Horse/Jockey	Barrier	Top Speed [km/h]	Fastest Section	Margin				Distance Travelled [m]	
1	2	LUCKY EXCHANGE Les Tilley	4	70.0 1600m	0:10.65 1600m	0:24.71 [5] (0:12.19)	0:12.52 [2] (0:12.52)	1:57.74			0:37.03
2	1	TUHINGA Georgina Cartwright	5	70.4 1600m	0:10.45 1600m	0:26.02 [1] (0:12.82)	0:13.20 [1] (0:13.20)	0.8L			0:38.51 -6
3	6	WOWIT'S WILLYWONKA Chelsea Baker	9	71.5 Overall	0:10.58 1600m	0:26.41 [3] (0:13.37)	0:13.04 [4] (0:13.04)	5.3L			0:39.32 -3
4	10	TRAUTMAN Nozi Tomizawa	6	67.5 1600m	0:10.92 1600m	0:25.47 [8] (0:12.81)	0:12.66 [6] (0:12.66)	5.5L			0:37.83 -7
5	3	CAPITAN DE SEDA Dylan Bennett	7	66.5 1400m	0:11.13 1600m	0:25.34 [10] (0:12.67)	0:12.67 [7] (0:12.67)	6L			0:37.69 -3
6	9	MARTEDI Karl Zechner	3	68.3 1600m	0:10.79 1600m	0:26.62 [4] (0:13.27)	0:13.35 [5] (0:13.35)	8.3L			0:39.05 +7
7	5	CALM SEEKER Olivia Kendal	8	71.0 1600m	0:10.52 1600m	0:27.51 [2] (0:13.40)	0:14.11 [3] (0:14.11)	9.6L			0:40.31 -10
8	4	KNEZE Paul Hamblin	1	67.4 1600m	0:10.87 1600m	0:26.66 [6] (0:13.22)	0:13.44 [8] (0:13.44)	11.1L			0:39.30 -7
9	11	DEL CAMPO Kenji Yoshida	2	68.0 1600m	0:10.86 1600m	0:26.70 [9] (0:13.14)	0:13.56 [9] (0:13.56)	13.1L			0:39.50 +0
10	7	ADELAD Luke Dempsey	10	67.9 1400m	0:10.97 1600m	0:27.09 [11] (0:13.45)	0:13.64 [11] (0:13.64)	16.6L			0:40.03 +8

Scratched: Good Life Diva (#12)

[] Ranking at each section and finish
 -:-:- No data available at this section
 NA No data available

SCN Saddle cloth number
 DNF Did not finish
 DNT Did not track



Toowoomba QLD Professional
Race 2: PLATINUM GLASS & SECURITY BENCHMARK 70 Handicap - 1890m
21 December 2024 - 17:04



Track Rating: Good 4, Weather: Fine, Rail Position: +3m Entire

Section		400m	200m			Last 600m			
Field Times		0:25.85 (0:12.82)	0:13.03 (0:13.03)			0:38.60			
Rank	TAB Horse/Jockey	Barrier	Top Speed [km/h]	Fastest Section	Margin	Distance Travelled [m]			
11	8 SHADYVALE STORM	11	70.7	0:10.72	0:29.42 [7]	0:15.60 [10]	27.9L	0:42.48	+2
	Madeleine Wishart		1600m	1600m	(0:13.82)	(0:15.60)			

Scratched: Good Life Diva (#12)

[] Ranking at each section and finish
 -:-:- No data available at this section
 NA No data available

SCN Saddle cloth number
 DNF Did not finish
 DNT Did not track



Horse/Jockey Name	Lucky Exchange
Final Rank	1
Fastest Section Time (Section)	0:10.65 (1600m)
Top Speed [km/h] (Section)	70.0 (1600m)
Race State	Finished



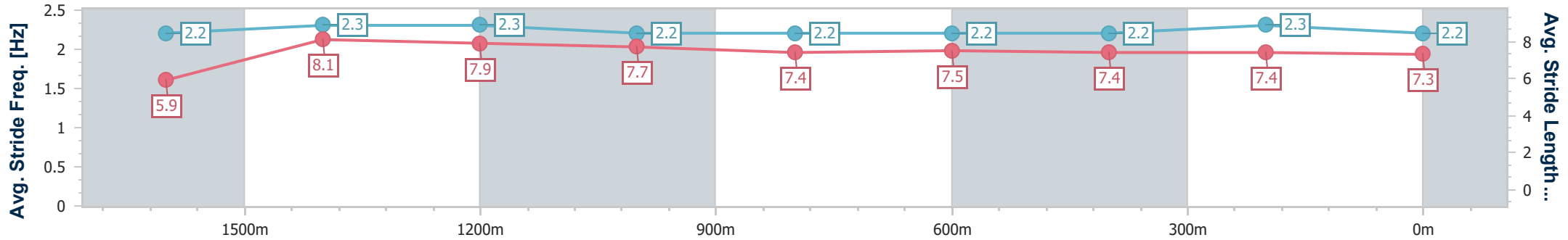
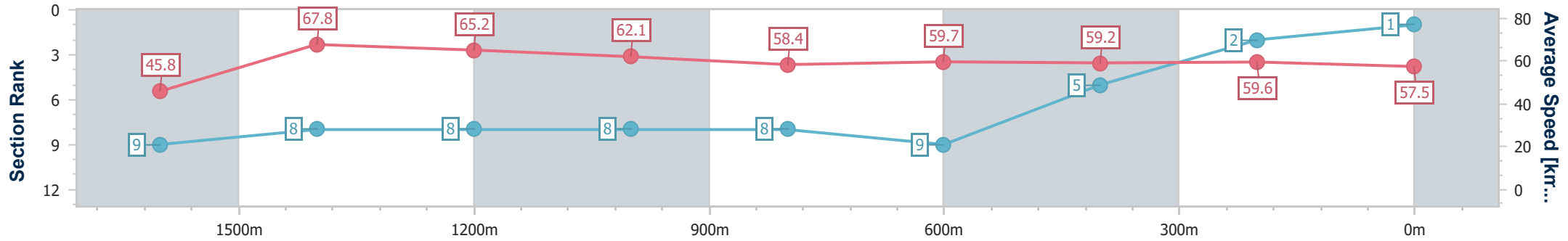
Toowoomba QLD Professional
Race 2: PLATINUM GLASS & SECURITY BENCHMARK 70
Handicap - 1890m



21 December 2024 - 17:04

Track Rating: Good 4, Weather: Fine, Rail Position: +3m Entire

Section	Overall	1600m	1400m	1200m	1000m	800m	600m	400m	200m
Section Times	1:57.74 [1] (0:22.83)	1:34.91 [9] (0:10.65)	1:24.26 [8] (0:11.09)	1:13.17 [8] (0:11.62)	1:01.55 [8] (0:12.42)	0:49.13 [8] (0:12.10)	0:37.03 [9] (0:12.32)	0:24.71 [5] (0:12.19)	0:12.52 [2] (0:12.52)
Average Speed [km/h]	45.8	67.8	65.2	62.1	58.4	59.7	59.2	59.6	57.5
Top Speed [km/h]	67.4	70.0	68.1	63.7	60.0	60.7	60.4	60.6	59.6
Avg. Dist. to Rail [m]	4.3	1.3	1.0	2.7	2.1	0.8	2.7	2.4	3.7
Avg. Stride Freq. [Hz]	2.2	2.3	2.3	2.2	2.2	2.2	2.2	2.3	2.2
Avg. Stride Length [m]	5.9	8.1	7.9	7.7	7.4	7.5	7.4	7.4	7.3



- [] Ranking at each section and finish
- .-.- No data available at this section
- NA No data available



Horse/Jockey Name	Tuhinga
Final Rank	2
Fastest Section Time (Section)	0:10.45 (1600m)
Top Speed [km/h] (Section)	70.4 (1600m)
Race State	Finished



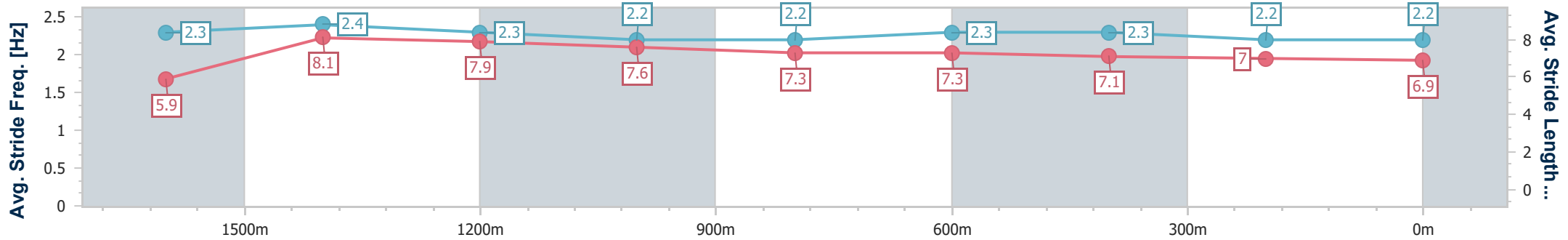
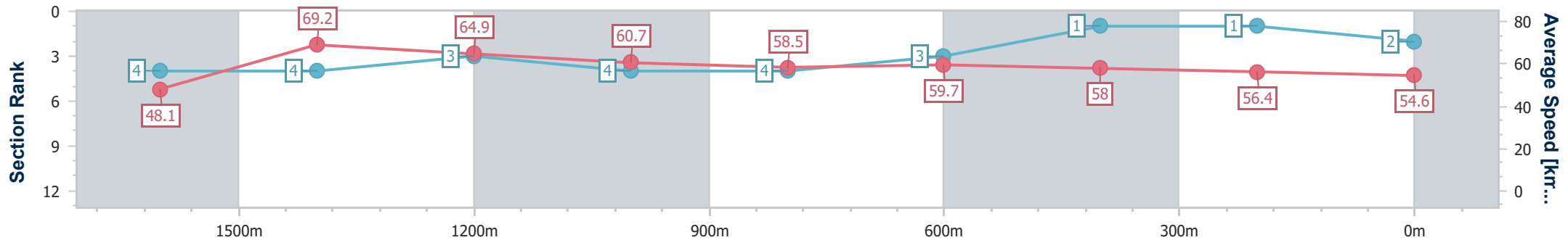
Toowoomba QLD Professional
Race 2: PLATINUM GLASS & SECURITY BENCHMARK 70
Handicap - 1890m



21 December 2024 - 17:04

Track Rating: Good 4, Weather: Fine, Rail Position: +3m Entire

Section	Overall	1600m	1400m	1200m	1000m	800m	600m	400m	200m				
Section Times	1:57.91 [2] (0:21.52)	1:36.39 [4] (0:10.45)	1:25.94 [4] (0:11.20)	1:14.74 [3] (0:11.89)	1:02.85 [4] (0:12.30)	0:50.55 [4] (0:12.04)	0:38.51 [3] (0:12.49)	0:26.02 [1] (0:12.82)	0:13.20 [1] (0:13.20)				
Average Speed [km/h]	48.1	69.2	64.9	60.7	58.5	59.7	58.0	56.4	54.6				
Top Speed [km/h]	68.9	70.4	68.9	62.3	59.4	60.9	60.1	58.2	55.4				
Avg. Dist. to Rail [m]	6.2	1.1	2.2	3.4	0.7	0.5	1.0	1.7	2.4				
Avg. Stride Freq. [Hz]	2.3	2.4	2.3	2.2	2.2	2.3	2.3	2.2	2.2				
Avg. Stride Length [m]	5.9	8.1	7.9	7.6	7.3	7.3	7.1	7.0	6.9				



- [] Ranking at each section and finish
- .-.- No data available at this section
- NA No data available



Horse/Jockey Name	Wowit's Willywonka
Final Rank	3
Fastest Section Time (Section)	0:10.58 (1600m)
Top Speed [km/h] (Section)	71.5 (Overall)
Race State	Finished



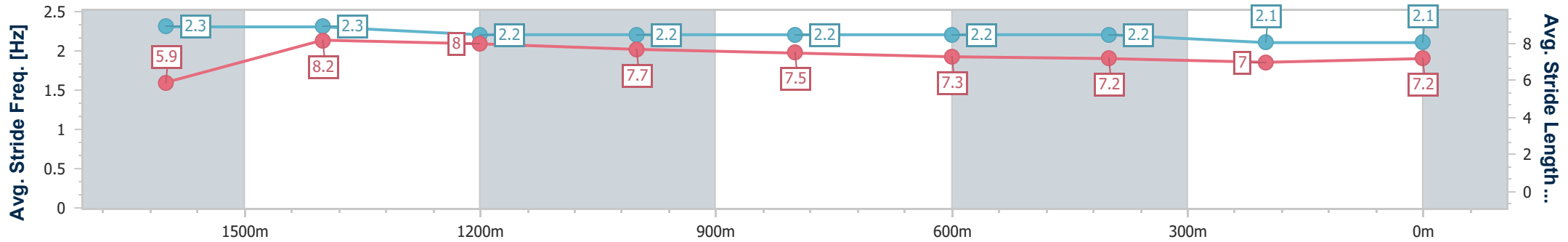
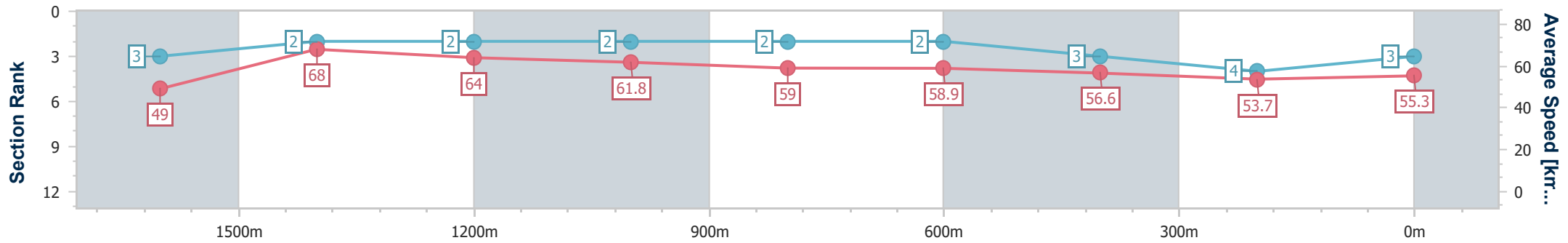
Toowoomba QLD Professional
 Race 2: PLATINUM GLASS & SECURITY BENCHMARK 70
 Handicap - 1890m



21 December 2024 - 17:04

Track Rating: Good 4, Weather: Fine, Rail Position: +3m Entire

Section	Overall	1600m	1400m	1200m	1000m	800m	600m	400m	200m
Section Times	1:58.69 [3] (0:21.16)	1:37.53 [3] (0:10.58)	1:26.95 [2] (0:11.30)	1:15.65 [2] (0:11.66)	1:03.99 [2] (0:12.32)	0:51.67 [2] (0:12.35)	0:39.32 [2] (0:12.91)	0:26.41 [3] (0:13.37)	0:13.04 [4] (0:13.04)
Average Speed [km/h]	49.0	68.0	64.0	61.8	59.0	58.9	56.6	53.7	55.3
Top Speed [km/h]	71.5	70.6	65.9	63.2	60.4	60.1	59.6	54.9	56.4
Avg. Dist. to Rail [m]	5.0	0.6	1.4	2.9	2.2	3.1	3.3	0.9	0.3
Avg. Stride Freq. [Hz]	2.3	2.3	2.2	2.2	2.2	2.2	2.2	2.1	2.1
Avg. Stride Length [m]	5.9	8.2	8.0	7.7	7.5	7.3	7.2	7.0	7.2



- [] Ranking at each section and finish
- .-.- No data available at this section
- NA No data available



Horse/Jockey Name	Trautman
Final Rank	4
Fastest Section Time (Section)	0:10.92 (1600m)
Top Speed [km/h] (Section)	67.5 (1600m)
Race State	Finished



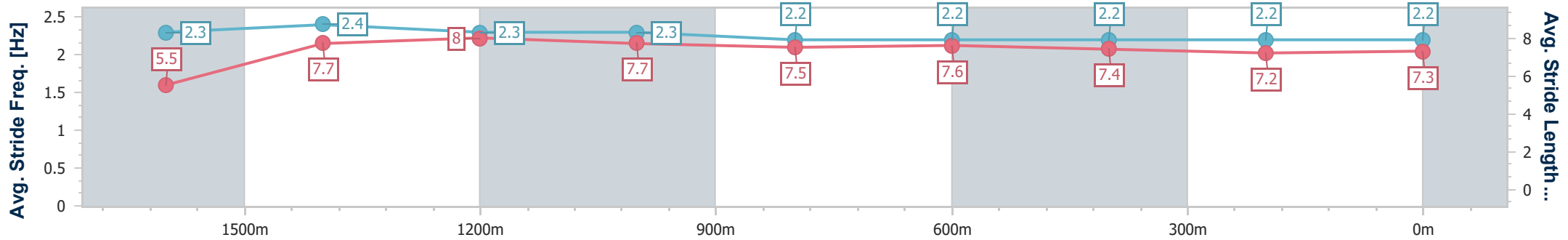
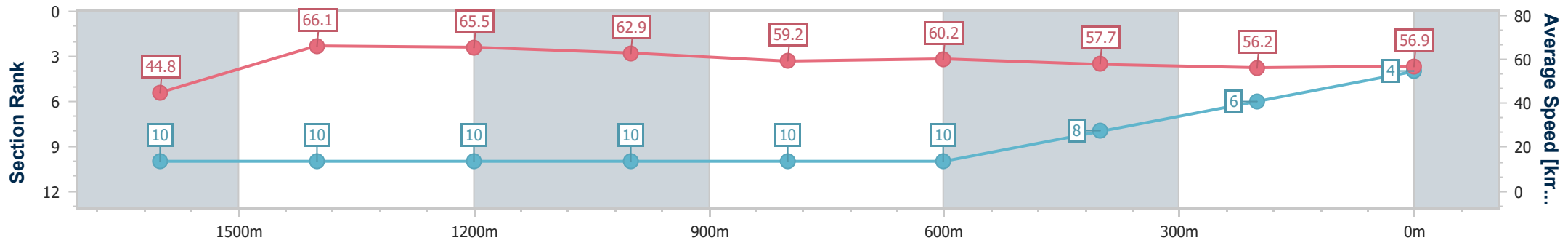
Toowoomba QLD Professional
Race 2: PLATINUM GLASS & SECURITY BENCHMARK 70
Handicap - 1890m



21 December 2024 - 17:04

Track Rating: Good 4, Weather: Fine, Rail Position: +3m Entire

Section	Overall	1600m	1400m	1200m	1000m	800m	600m	400m	200m
Section Times	1:58.75 [4] (0:23.07)	1:35.68 [10] (0:10.92)	1:24.76 [10] (0:11.19)	1:13.57 [10] (0:11.44)	1:02.13 [10] (0:12.32)	0:49.81 [10] (0:11.98)	0:37.83 [10] (0:12.36)	0:25.47 [8] (0:12.81)	0:12.66 [6] (0:12.66)
Average Speed [km/h]	44.8	66.1	65.5	62.9	59.2	60.2	57.7	56.2	56.9
Top Speed [km/h]	66.6	67.5	67.4	64.6	60.4	61.5	60.6	57.1	57.0
Avg. Dist. to Rail [m]	5.4	1.5	2.3	3.5	3.0	0.5	1.3	1.0	2.4
Avg. Stride Freq. [Hz]	2.3	2.4	2.3	2.3	2.2	2.2	2.2	2.2	2.2
Avg. Stride Length [m]	5.5	7.7	8.0	7.7	7.5	7.6	7.4	7.2	7.3



- [] Ranking at each section and finish
- .-.- No data available at this section
- NA No data available



Horse/Jockey Name	Capitan De Seda
Final Rank	5
Fastest Section Time (Section)	0:11.13 (1600m)
Top Speed [km/h] (Section)	66.5 (1400m)
Race State	Finished



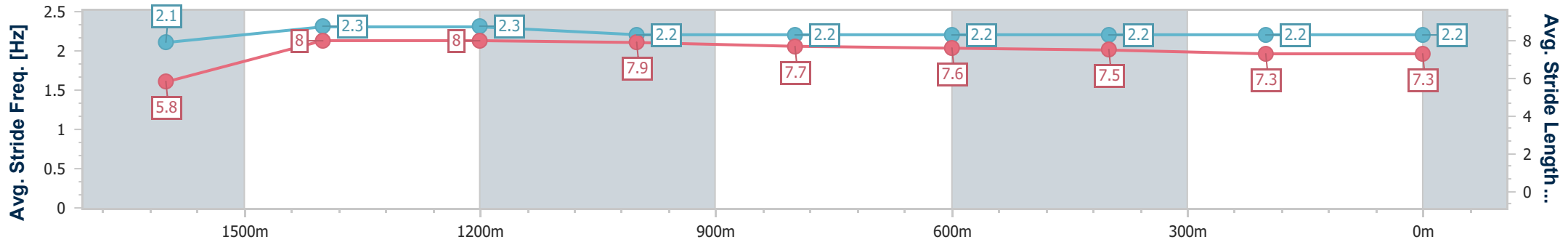
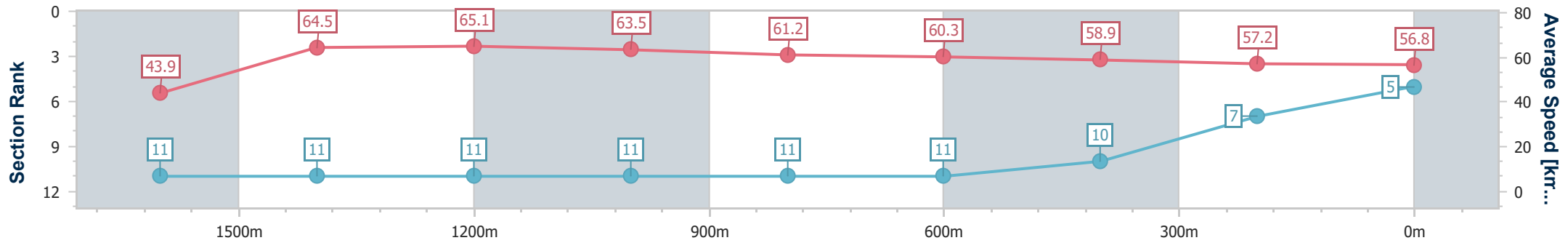
Toowoomba QLD Professional
 Race 2: PLATINUM GLASS & SECURITY BENCHMARK 70
 Handicap - 1890m



21 December 2024 - 17:04

Track Rating: Good 4, Weather: Fine, Rail Position: +3m Entire

Section	Overall	1600m	1400m	1200m	1000m	800m	600m	400m	200m
Section Times	1:58.85 [5] (0:23.51)	1:35.34 [11] (0:11.13)	1:24.21 [11] (0:11.18)	1:13.03 [11] (0:11.37)	1:01.66 [11] (0:11.92)	0:49.74 [11] (0:12.05)	0:37.69 [11] (0:12.35)	0:25.34 [10] (0:12.67)	0:12.67 [7]
Average Speed [km/h]	43.9	64.5	65.1	63.5	61.2	60.3	58.9	57.2	56.8
Top Speed [km/h]	64.0	65.5	66.5	64.6	63.5	61.2	61.3	58.0	57.7
Avg. Dist. to Rail [m]	5.3	1.6	1.7	3.2	3.0	2.7	2.2	2.9	3.9
Avg. Stride Freq. [Hz]	2.1	2.3	2.3	2.2	2.2	2.2	2.2	2.2	2.2
Avg. Stride Length [m]	5.8	8.0	8.0	7.9	7.7	7.6	7.5	7.3	7.3



- [] Ranking at each section and finish
- .-.- No data available at this section
- NA No data available



Horse/Jockey Name	Martedi
Final Rank	6
Fastest Section Time (Section)	0:10.79 (1600m)
Top Speed [km/h] (Section)	68.3 (1600m)
Race State	Finished



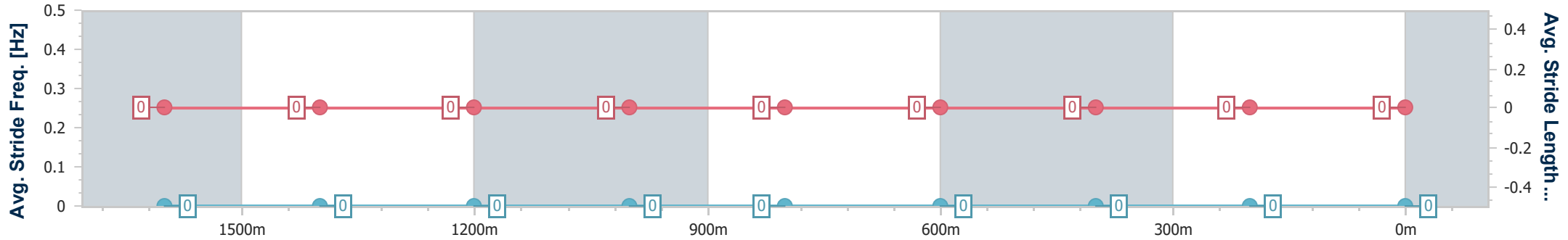
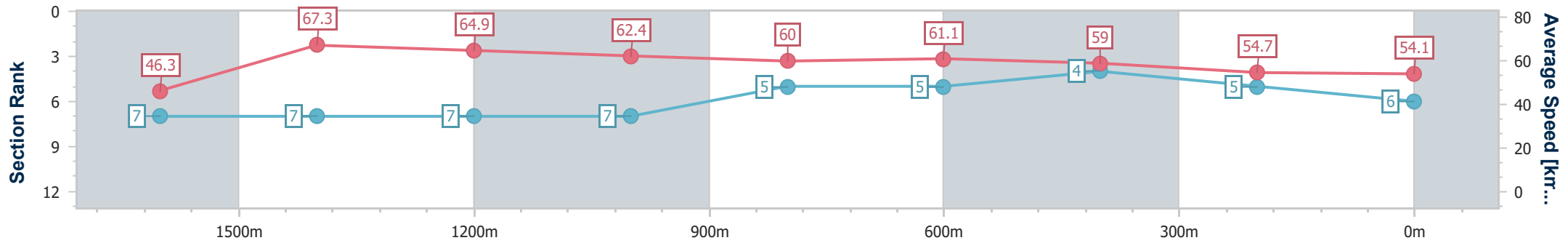
Toowoomba QLD Professional
Race 2: PLATINUM GLASS & SECURITY BENCHMARK 70
Handicap - 1890m



21 December 2024 - 17:04

Track Rating: Good 4, Weather: Fine, Rail Position: +3m Entire

Section	Overall	1600m	1400m	1200m	1000m	800m	600m	400m	200m			
Section Times	1:59.24 [6] (0:22.40)	1:36.84 [7] (0:10.79)	1:26.05 [7] (0:11.36)	1:14.69 [7] (0:11.58)	1:03.11 [7] (0:12.12)	0:50.99 [5] (0:11.94)	0:39.05 [5] (0:12.43)	0:26.62 [4] (0:13.27)	0:13.35 [5]			
Average Speed [km/h]	46.3	67.3	64.9	62.4	60.0	61.1	59.0	54.7	54.1			
Top Speed [km/h]	66.9	68.3	67.7	65.3	61.5	62.9	61.1	57.0	55.4			
Avg. Dist. to Rail [m]	5.0	2.9	3.9	4.8	3.3	4.1	3.2	2.4	0.7			
Avg. Stride Freq. [Hz]	---	---	---	---	---	---	---	---	---			
Avg. Stride Length [m]	---	---	---	---	---	---	---	---	---			



- [] Ranking at each section and finish
- No data available at this section
- NA No data available



Horse/Jockey Name	Calm Seeker
Final Rank	7
Fastest Section Time (Section)	0:10.52 (1600m)
Top Speed [km/h] (Section)	71.0 (1600m)
Race State	Finished



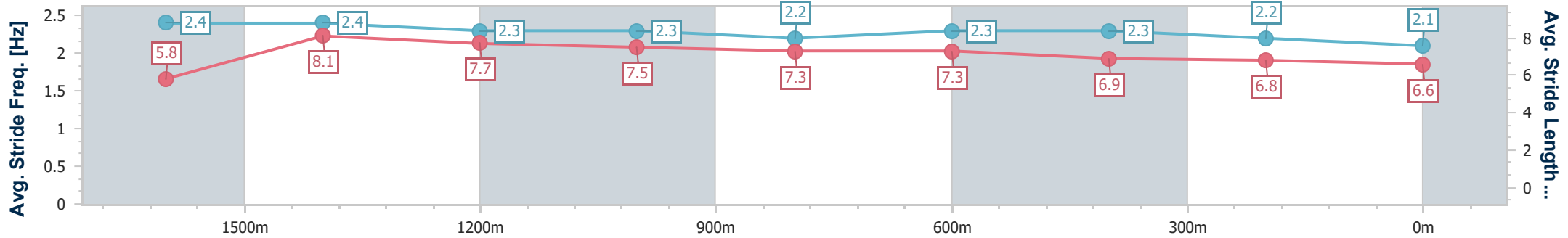
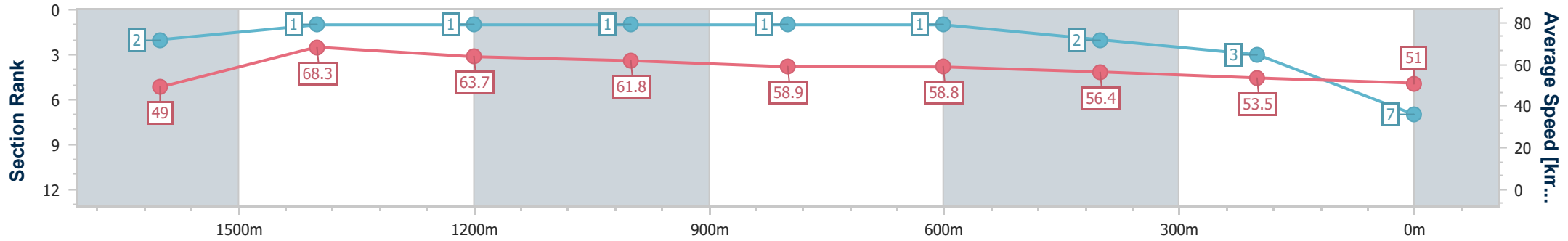
Toowoomba QLD Professional
Race 2: PLATINUM GLASS & SECURITY BENCHMARK 70
Handicap - 1890m



21 December 2024 - 17:04

Track Rating: Good 4, Weather: Fine, Rail Position: +3m Entire

Section	Overall	1600m	1400m	1200m	1000m	800m	600m	400m	200m
Section Times	1:59.45 [7] (0:21.06)	1:38.39 [2] (0:10.52)	1:27.87 [1] (0:11.34)	1:16.53 [1] (0:11.65)	1:04.88 [1] (0:12.26)	0:52.62 [1] (0:12.31)	0:40.31 [1] (0:12.80)	0:27.51 [2] (0:13.40)	0:14.11 [3] (0:14.11)
Average Speed [km/h]	49.0	68.3	63.7	61.8	58.9	58.8	56.4	53.5	51.0
Top Speed [km/h]	70.5	71.0	66.3	62.7	60.5	59.4	57.6	55.6	51.8
Avg. Dist. to Rail [m]	5.6	0.8	1.0	0.9	1.3	1.3	1.0	1.2	1.6
Avg. Stride Freq. [Hz]	2.4	2.4	2.3	2.3	2.2	2.3	2.3	2.2	2.1
Avg. Stride Length [m]	5.8	8.1	7.7	7.5	7.3	7.3	6.9	6.8	6.6



- [] Ranking at each section and finish
- .-.- No data available at this section
- NA No data available



Horse/Jockey Name	Kneze
Final Rank	8
Fastest Section Time (Section)	0:10.87 (1600m)
Top Speed [km/h] (Section)	67.4 (1600m)
Race State	Finished



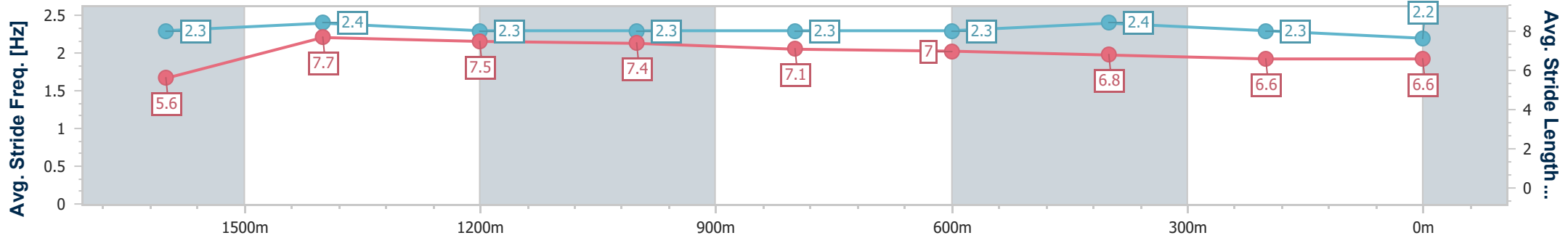
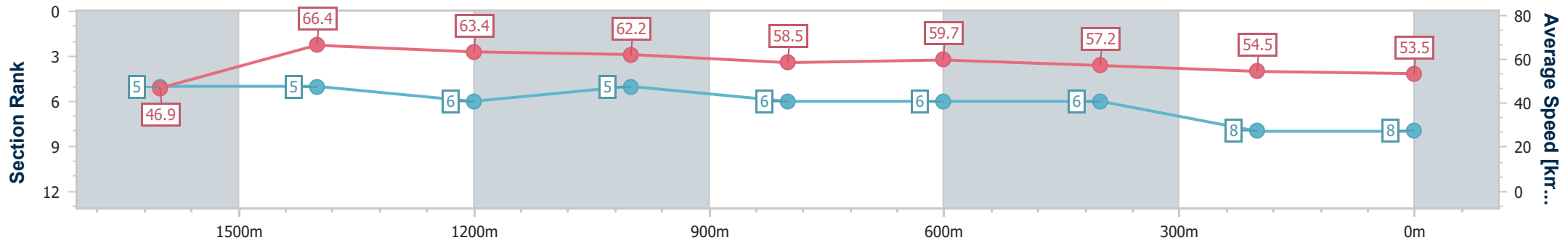
Toowoomba QLD Professional
Race 2: PLATINUM GLASS & SECURITY BENCHMARK 70
Handicap - 1890m



21 December 2024 - 17:04

Track Rating: Good 4, Weather: Fine, Rail Position: +3m Entire

Section	Overall	1600m	1400m	1200m	1000m	800m	600m	400m	200m			
Section Times	1:59.73 [8] (0:22.11)	1:37.62 [5] (0:10.87)	1:26.75 [5] (0:11.36)	1:15.39 [6] (0:11.62)	1:03.77 [5] (0:12.36)	0:51.41 [6] (0:12.11)	0:39.30 [6] (0:12.64)	0:26.66 [6] (0:13.22)	0:13.44 [8] (0:13.44)			
Average Speed [km/h]	46.9	66.4	63.4	62.2	58.5	59.7	57.2	54.5	53.5			
Top Speed [km/h]	66.3	67.4	66.7	63.9	59.3	59.9	59.0	55.3	55.7			
Avg. Dist. to Rail [m]	5.3	0.6	0.9	2.1	1.6	0.7	0.9	0.5	0.2			
Avg. Stride Freq. [Hz]	2.3	2.4	2.3	2.3	2.3	2.3	2.4	2.3	2.2			
Avg. Stride Length [m]	5.6	7.7	7.5	7.4	7.1	7.0	6.8	6.6	6.6			



- [] Ranking at each section and finish
- .-.- No data available at this section
- NA No data available



Horse/Jockey Name	Del Campo
Final Rank	9
Fastest Section Time (Section)	0:10.86 (1600m)
Top Speed [km/h] (Section)	68.0 (1600m)
Race State	Finished



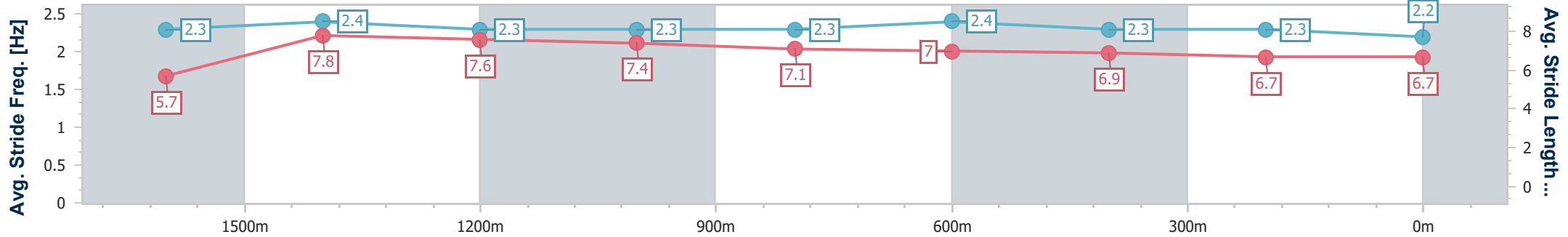
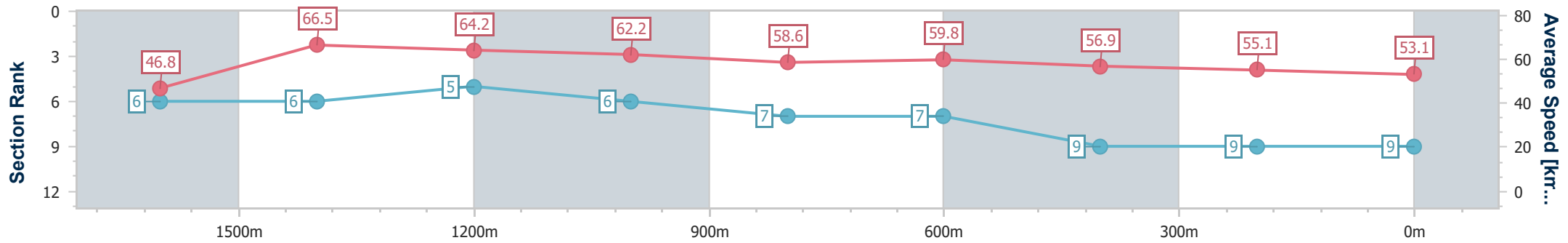
Toowoomba QLD Professional
Race 2: PLATINUM GLASS & SECURITY BENCHMARK 70
Handicap - 1890m



21 December 2024 - 17:04

Track Rating: Good 4, Weather: Fine, Rail Position: +3m Entire

Section	Overall	1600m	1400m	1200m	1000m	800m	600m	400m	200m			
Section Times	2:00.08 [9] (0:22.16)	1:37.92 [6] (0:10.86)	1:27.06 [6] (0:11.31)	1:15.75 [5] (0:11.66)	1:04.09 [6] (0:12.38)	0:51.71 [7] (0:12.21)	0:39.50 [7] (0:12.80)	0:26.70 [9] (0:13.14)	0:13.56 [9] (0:13.56)			
Average Speed [km/h]	46.8	66.5	64.2	62.2	58.6	59.8	56.9	55.1	53.1			
Top Speed [km/h]	66.6	68.0	65.8	64.1	60.0	61.1	58.8	57.0	54.2			
Avg. Dist. to Rail [m]	5.3	1.3	1.9	3.4	2.8	3.0	2.6	2.3	0.8			
Avg. Stride Freq. [Hz]	2.3	2.4	2.3	2.3	2.3	2.4	2.3	2.3	2.2			
Avg. Stride Length [m]	5.7	7.8	7.6	7.4	7.1	7.0	6.9	6.7	6.7			



- [] Ranking at each section and finish
- .-.- No data available at this section
- NA No data available



Horse/Jockey Name	Adelad
Final Rank	10
Fastest Section Time (Section)	0:10.97 (1600m)
Top Speed [km/h] (Section)	67.9 (1400m)
Race State	Finished



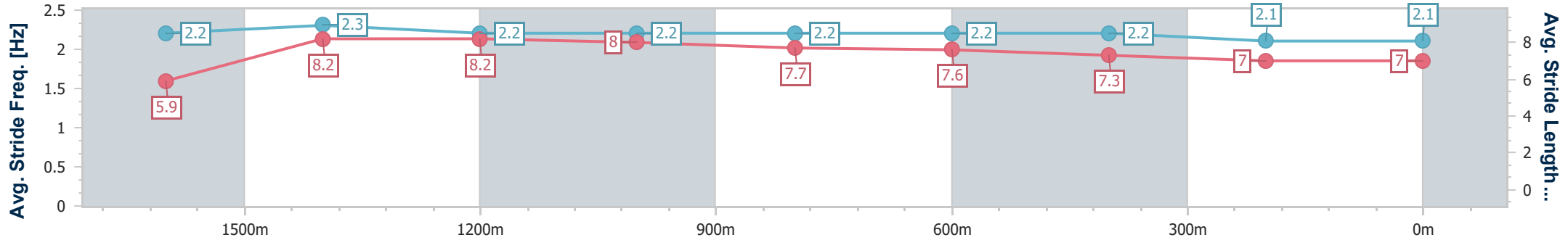
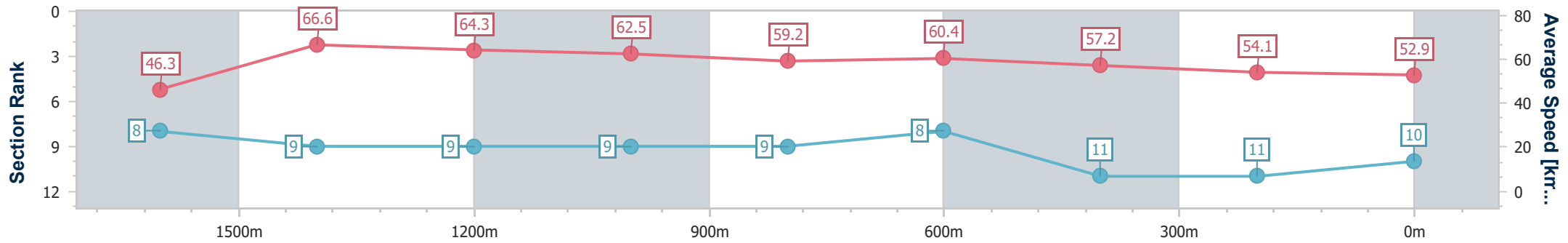
Toowoomba QLD Professional
Race 2: PLATINUM GLASS & SECURITY BENCHMARK 70
Handicap - 1890m



21 December 2024 - 17:04

Track Rating: Good 4, Weather: Fine, Rail Position: +3m Entire

Section	Overall	1600m	1400m	1200m	1000m	800m	600m	400m	200m
Section Times	2:00.70 [10] (0:22.52)	1:38.18 [8] (0:10.97)	1:27.21 [9] (0:11.33)	1:15.88 [9] (0:11.61)	1:04.27 [9] (0:12.19)	0:52.08 [9] (0:12.05)	0:40.03 [8] (0:12.94)	0:27.09 [11] (0:13.45)	0:13.64 [11] (0:13.64)
Average Speed [km/h]	46.3	66.6	64.3	62.5	59.2	60.4	57.2	54.1	52.9
Top Speed [km/h]	67.2	67.7	67.9	63.8	61.5	61.3	59.3	55.2	53.9
Avg. Dist. to Rail [m]	4.3	3.1	2.8	3.5	2.1	2.9	5.0	4.3	3.7
Avg. Stride Freq. [Hz]	2.2	2.3	2.2	2.2	2.2	2.2	2.2	2.1	2.1
Avg. Stride Length [m]	5.9	8.2	8.2	8.0	7.7	7.6	7.3	7.0	7.0



- [] Ranking at each section and finish
- .-.- No data available at this section
- NA No data available



Horse/Jockey Name	Shadyvale Storm
Final Rank	11
Fastest Section Time (Section)	0:10.72 (1600m)
Top Speed [km/h] (Section)	70.7 (1600m)
Race State	Finished



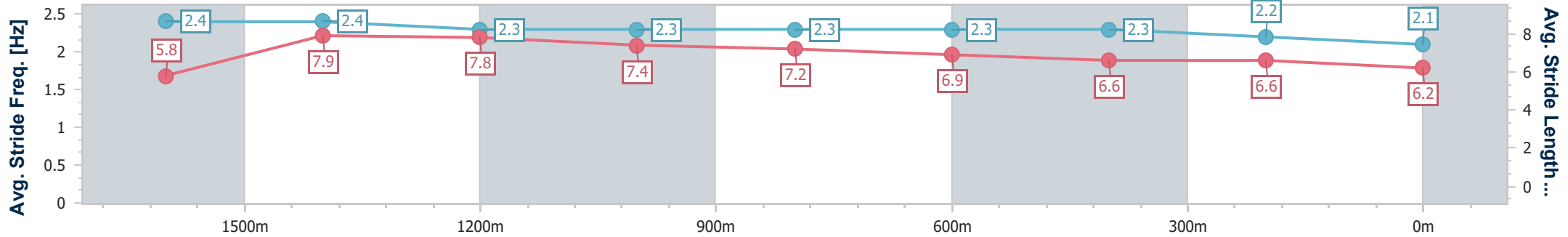
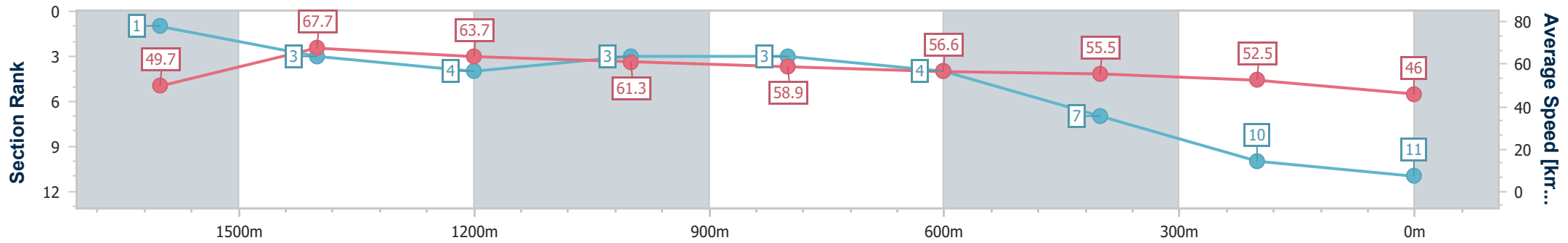
Toowoomba QLD Professional
Race 2: PLATINUM GLASS & SECURITY BENCHMARK 70
Handicap - 1890m



21 December 2024 - 17:04

Track Rating: Good 4, Weather: Fine, Rail Position: +3m Entire

Section	Overall	1600m	1400m	1200m	1000m	800m	600m	400m	200m			
Section Times	2:02.64 [11] (0:21.03)	1:41.61 [1] (0:10.72)	1:30.89 [3] (0:11.52)	1:19.37 [4] (0:11.79)	1:07.58 [3] (0:12.28)	0:55.30 [3] (0:12.82)	0:42.48 [4] (0:13.06)	0:29.42 [7] (0:13.82)	0:15.60 [10] (0:15.60)			
Average Speed [km/h]	49.7	67.7	63.7	61.3	58.9	56.6	55.5	52.5	46.0			
Top Speed [km/h]	70.7	70.7	64.9	63.5	60.2	57.4	57.1	54.9	51.3			
Avg. Dist. to Rail [m]	5.1	2.0	3.0	3.6	2.5	2.2	1.7	1.7	0.7			
Avg. Stride Freq. [Hz]	2.4	2.4	2.3	2.3	2.3	2.3	2.3	2.2	2.1			
Avg. Stride Length [m]	5.8	7.9	7.8	7.4	7.2	6.9	6.6	6.6	6.2			



- [] Ranking at each section and finish
- .-.- No data available at this section
- NA No data available



Toowoomba QLD Professional
Race 3: EMPIRE OF JAPAN - STANDING @ HOPETOUN FARM
BENCHMARK 60 Handicap - 1200m
21 December 2024 - 17:38



Track Rating: Good 3, Weather: Fine, Rail Position: +3m Entire

Section		Overall	1000m	800m	600m	400m	200m	Last 600m					
Field Times		1:12.72 (0:14.02)	0:58.70 (0:11.42)	0:47.28 (0:11.68)	0:35.60 (0:11.94)	0:23.66 (0:11.92)	0:11.74 (0:11.74)	0:35.60					
Rank	TAB Horse/Jockey	Barrier	Top Speed [km/h]	Fastest Section								Margin	Distance Travelled [m]
1	6 TRY EVERYTHING Les Tilley	7	66.3	0:11.42	1:12.72 [1] (0:14.63)	0:58.09 [6] (0:11.42)	0:46.67 [6] (0:11.76)	0:34.91 [7] (0:11.75)	0:23.16 [7] (0:11.54)	0:11.62 [5] (0:11.62)	1:12.72	0:34.91	
2	4 SECRET SPY Nozi Tomizawa	5	66.1	0:11.48	1:12.76 [2] (0:14.37)	0:58.39 [5] (0:11.56)	0:46.83 [5] (0:11.74)	0:35.09 [6] (0:11.88)	0:23.21 [6] (0:11.48)	0:11.73 [2] (0:11.73)	0.2L	0:35.09	-5
3	7 ULUWATU Luke Dempsey	3	66.3	0:11.46	1:12.78 [3] (0:14.26)	0:58.52 [4] (0:11.46)	0:47.06 [3] (0:11.70)	0:35.36 [3] (0:11.86)	0:23.50 [4] (0:11.78)	0:11.72 [4] (0:11.72)	0.3L	0:35.36	-1
4	1 HEROIC CHIEF Chelsea Baker	1	65.5	0:11.65	1:13.09 [4] (0:14.10)	0:58.99 [2] (0:11.65)	0:47.34 [4] (0:11.75)	0:35.59 [4] (0:11.77)	0:23.82 [3] (0:11.71)	0:12.11 [1] (0:12.11)	2.1L	0:35.59	-5
5	5 ANYWAY YOU WANT IT Montanna Savva	6	67.4	0:10.93	1:13.19 [5] (0:15.24)	0:57.95 [10] (0:10.93)	0:47.02 [7] (0:11.40)	0:35.62 [5] (0:11.74)	0:23.88 [5] (0:11.84)	0:12.04 [7] (0:12.04)	2.6L	0:35.62	-9
6	9 ALFA LILY Rob Thorburn	4	65.6	0:11.31	1:13.37 [6] (0:14.13)	0:59.24 [3] (0:11.31)	0:47.93 [1] (0:11.68)	0:36.25 [1] (0:11.97)	0:24.28 [2] (0:11.95)	0:12.33 [3] (0:12.33)	3.6L	0:36.25	-2
7	8 OVERSEAS Madeleine Wishart	9	65.5	0:11.45	1:13.67 [7] (0:14.92)	0:58.75 [9] (0:11.45)	0:47.30 [10] (0:11.83)	0:35.47 [10] (0:11.74)	0:23.73 [9] (0:11.54)	0:12.19 [8] (0:12.19)	5.4L	0:35.47	-8
8	3 HUSSON'S REVENGE Georgina Cartwright	8	65.5	0:11.42	1:14.18 [8] (0:14.83)	0:59.35 [8] (0:11.42)	0:47.93 [8] (0:11.71)	0:36.22 [8] (0:11.91)	0:24.31 [8] (0:11.92)	0:12.39 [9] (0:12.39)	8.2L	0:36.22	-3
9	2 LIMITED REALITY James Baker	2	66.6	0:11.50	1:14.25 [9] (0:14.02)	1:00.23 [1] (0:11.50)	0:48.73 [2] (0:11.68)	0:37.05 [2] (0:11.86)	0:25.19 [1] (0:12.09)	0:13.10 [6] (0:13.10)	8.5L	0:37.05	-6
10	10 DUSTYIAM Adam Spinks	10	64.9	0:11.52	1:15.06 [10] (0:14.82)	1:00.24 [7] (0:11.52)	0:48.72 [9] (0:11.80)	0:36.92 [9] (0:12.02)	0:24.90 [10] (0:12.13)	0:12.77 [10] (0:12.77)	13.3L	0:36.92	-5

[] Ranking at each section and finish
 -:-:- No data available at this section
 NA No data available

SCN Saddle cloth number
 DNF Did not finish
 DNT Did not track



Horse/Jockey Name	Try Everything
Final Rank	1
Fastest Section Time (Section)	0:11.42 (1000m)
Top Speed [km/h] (Section)	66.3 (Overall)
Race State	Finished



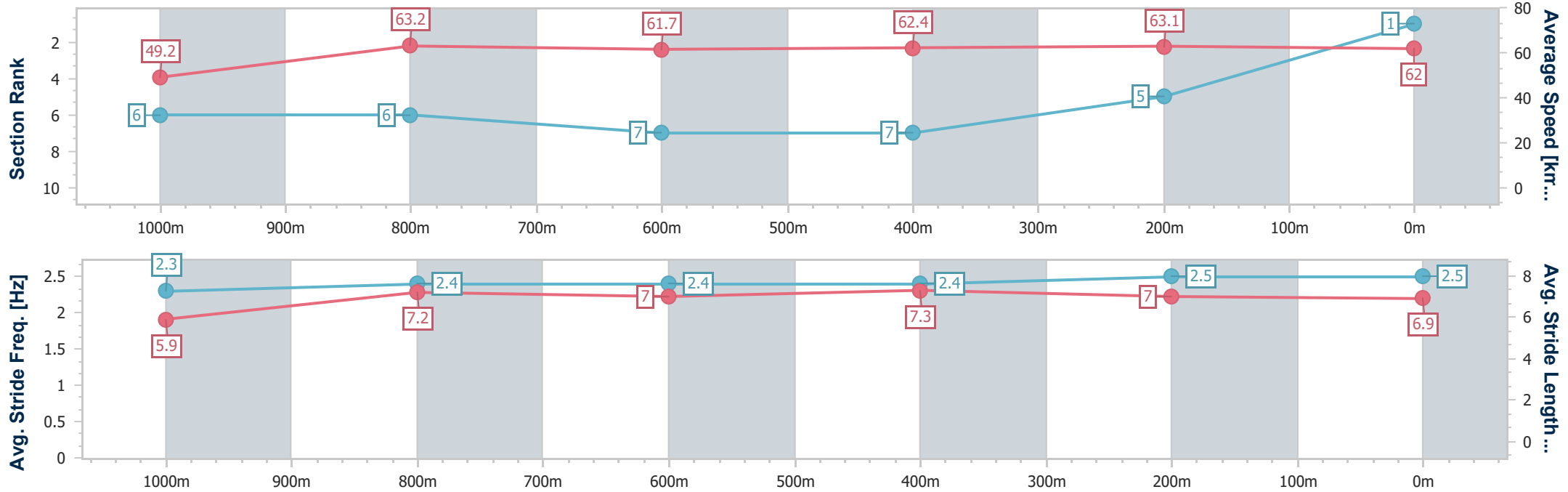
Toowoomba QLD Professional
 Race 3: EMPIRE OF JAPAN - STANDING @ HOPETOUN FARM
 BENCHMARK 60 Handicap - 1200m



21 December 2024 - 17:38

Track Rating: Good 3, Weather: Fine, Rail Position: +3m Entire

Section	Overall	1000m	800m	600m	400m	200m
Section Times	1:12.72 [1] (0:14.63)	0:58.09 [6] (0:11.42)	0:46.67 [6] (0:11.76)	0:34.91 [7] (0:11.75)	0:23.16 [7] (0:11.54)	0:11.62 [5] (0:11.62)
Average Speed [km/h]	49.2	63.2	61.7	62.4	63.1	62.0
Top Speed [km/h]	66.3	65.7	64.3	63.7	64.8	63.5
Avg. Dist. to Rail [m]	3.9	0.9	3.2	2.6	4.3	4.7
Avg. Stride Freq. [Hz]	2.3	2.4	2.4	2.4	2.5	2.5
Avg. Stride Length [m]	5.9	7.2	7.0	7.3	7.0	6.9



- [] Ranking at each section and finish
- .-.- No data available at this section
- NA No data available



Horse/Jockey Name	Secret Spy
Final Rank	2
Fastest Section Time (Section)	0:11.48 (400m)
Top Speed [km/h] (Section)	66.1 (Overall)
Race State	Finished



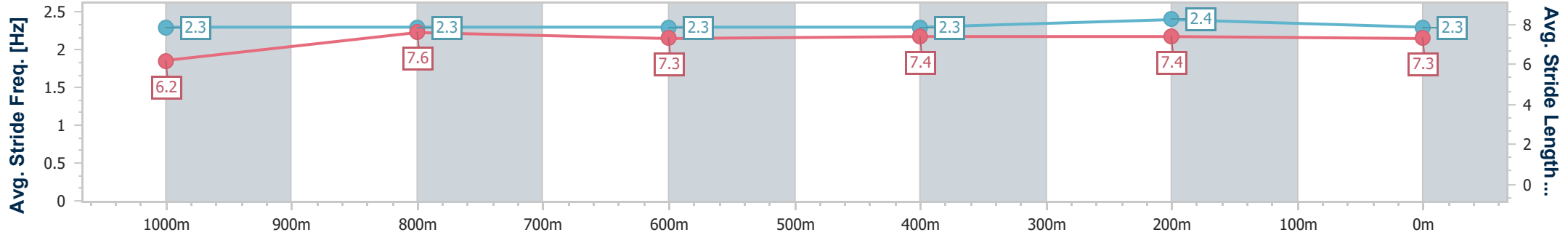
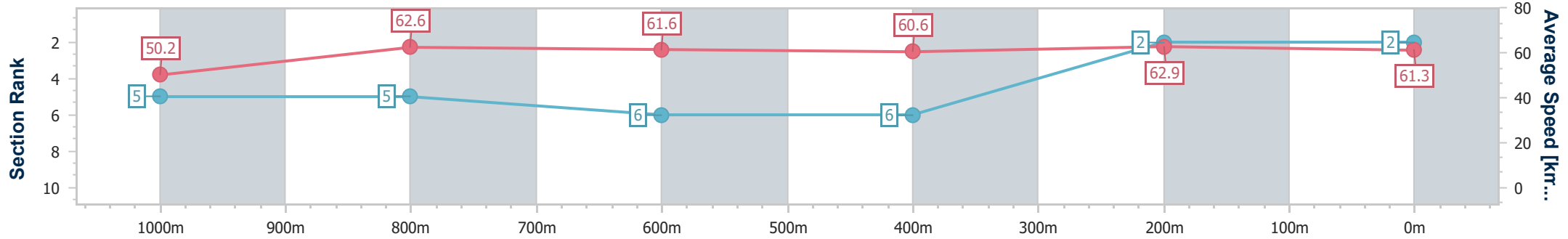
Toowoomba QLD Professional
 Race 3: EMPIRE OF JAPAN - STANDING @ HOPETOUN FARM
 BENCHMARK 60 Handicap - 1200m



21 December 2024 - 17:38

Track Rating: Good 3, Weather: Fine, Rail Position: +3m Entire

Section	Overall	1000m	800m	600m	400m	200m
Section Times	1:12.76 [2] (0:14.37)	0:58.39 [5] (0:11.56)	0:46.83 [5] (0:11.74)	0:35.09 [6] (0:11.88)	0:23.21 [6] (0:11.48)	0:11.73 [2] (0:11.73)
Average Speed [km/h]	50.2	62.6	61.6	60.6	62.9	61.3
Top Speed [km/h]	66.1	64.7	62.8	62.6	63.8	63.9
Avg. Dist. to Rail [m]	6.0	1.3	1.6	0.4	0.6	1.6
Avg. Stride Freq. [Hz]	2.3	2.3	2.3	2.3	2.4	2.3
Avg. Stride Length [m]	6.2	7.6	7.3	7.4	7.4	7.3



- [] Ranking at each section and finish
- .-.- No data available at this section
- NA No data available



Horse/Jockey Name	Uluwatu
Final Rank	3
Fastest Section Time (Section)	0:11.46 (1000m)
Top Speed [km/h] (Section)	66.3 (Overall)
Race State	Finished



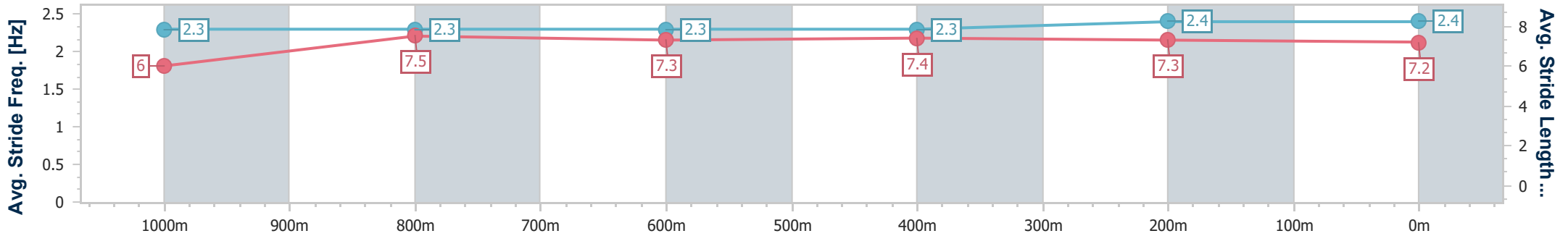
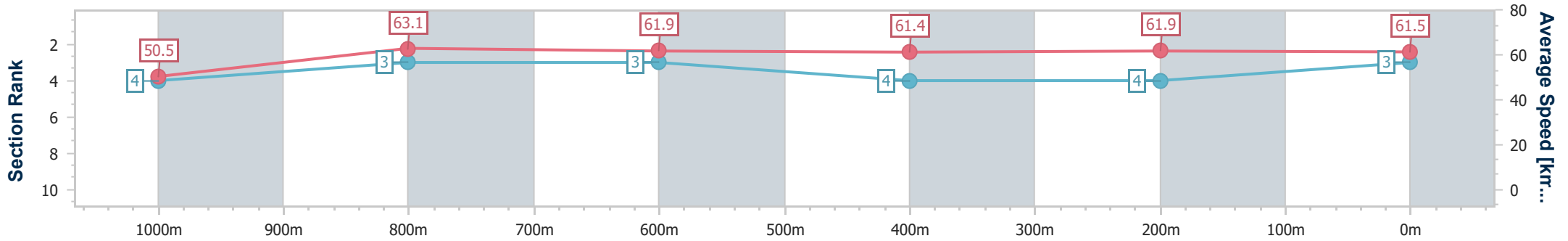
Toowoomba QLD Professional
 Race 3: EMPIRE OF JAPAN - STANDING @ HOPETOUN FARM
 BENCHMARK 60 Handicap - 1200m



21 December 2024 - 17:38

Track Rating: Good 3, Weather: Fine, Rail Position: +3m Entire

Section	Overall	1000m	800m	600m	400m	200m
Section Times	1:12.78 [3] (0:14.26)	0:58.52 [4] (0:11.46)	0:47.06 [3] (0:11.70)	0:35.36 [3] (0:11.86)	0:23.50 [4] (0:11.78)	0:11.72 [4] (0:11.72)
Average Speed [km/h]	50.5	63.1	61.9	61.4	61.9	61.5
Top Speed [km/h]	66.3	64.8	63.7	62.9	62.9	62.2
Avg. Dist. to Rail [m]	3.0	1.3	2.1	2.0	3.6	5.4
Avg. Stride Freq. [Hz]	2.3	2.3	2.3	2.3	2.4	2.4
Avg. Stride Length [m]	6.0	7.5	7.3	7.4	7.3	7.2



- [] Ranking at each section and finish
- .-.- No data available at this section
- NA No data available



Horse/Jockey Name	Heroic Chief
Final Rank	4
Fastest Section Time (Section)	0:11.65 (1000m)
Top Speed [km/h] (Section)	65.5 (Overall)
Race State	Finished



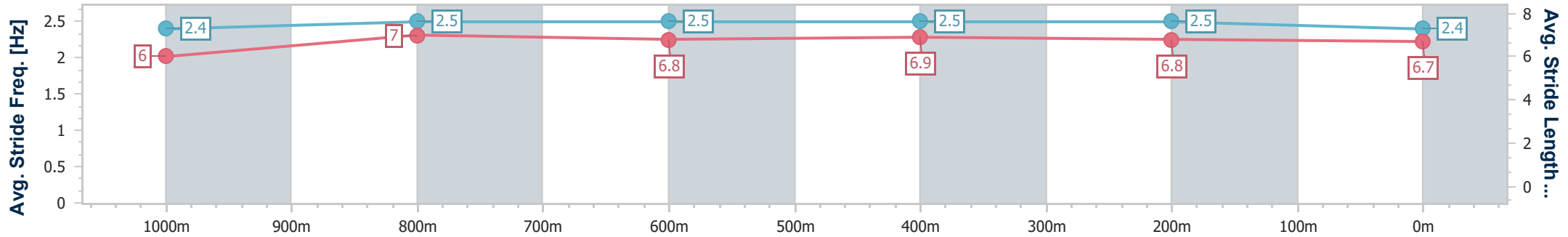
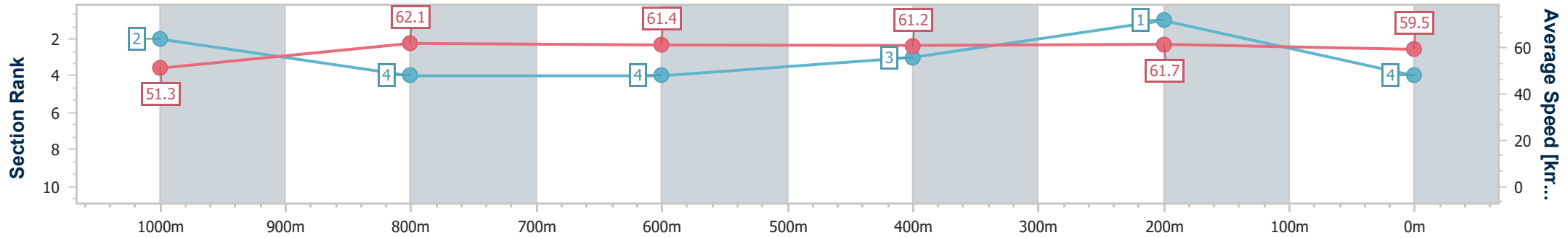
Toowoomba QLD Professional
 Race 3: EMPIRE OF JAPAN - STANDING @ HOPETOUN FARM
 BENCHMARK 60 Handicap - 1200m



21 December 2024 - 17:38

Track Rating: Good 3, Weather: Fine, Rail Position: +3m Entire

Section	Overall	1000m	800m	600m	400m	200m
Section Times	1:13.09 [4] (0:14.10)	0:58.99 [2] (0:11.65)	0:47.34 [4] (0:11.75)	0:35.59 [4] (0:11.77)	0:23.82 [3] (0:11.71)	0:12.11 [1] (0:12.11)
Average Speed [km/h]	51.3	62.1	61.4	61.2	61.7	59.5
Top Speed [km/h]	65.5	65.4	63.0	62.1	62.7	62.3
Avg. Dist. to Rail [m]	2.6	1.9	1.0	0.2	1.7	3.0
Avg. Stride Freq. [Hz]	2.4	2.5	2.5	2.5	2.5	2.4
Avg. Stride Length [m]	6.0	7.0	6.8	6.9	6.8	6.7



- [] Ranking at each section and finish
- .-.- No data available at this section
- NA No data available



Horse/Jockey Name	Anyway You Want It
Final Rank	5
Fastest Section Time (Section)	0:10.93 (1000m)
Top Speed [km/h] (Section)	67.4 (1000m)
Race State	Finished



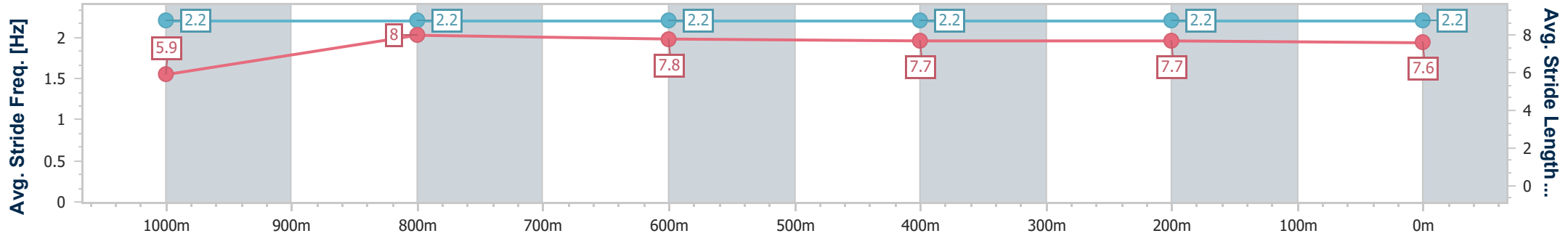
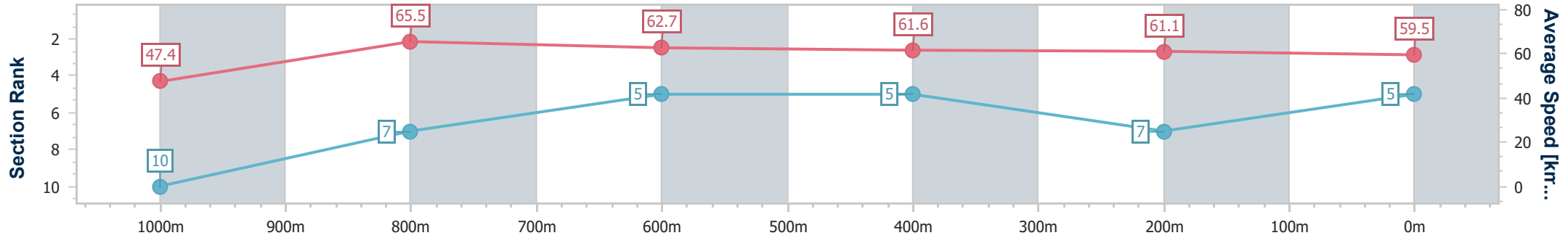
Toowoomba QLD Professional
 Race 3: EMPIRE OF JAPAN - STANDING @ HOPETOUN FARM
 BENCHMARK 60 Handicap - 1200m



21 December 2024 - 17:38

Track Rating: Good 3, Weather: Fine, Rail Position: +3m Entire

Section	Overall	1000m	800m	600m	400m	200m
Section Times	1:13.19 [5] (0:15.24)	0:57.95 [10] (0:10.93)	0:47.02 [7] (0:11.40)	0:35.62 [5] (0:11.74)	0:23.88 [5] (0:11.84)	0:12.04 [7] (0:12.04)
Average Speed [km/h]	47.4	65.5	62.7	61.6	61.1	59.5
Top Speed [km/h]	66.2	67.4	64.4	62.8	61.8	60.9
Avg. Dist. to Rail [m]	2.5	1.6	1.7	0.7	1.5	1.4
Avg. Stride Freq. [Hz]	2.2	2.2	2.2	2.2	2.2	2.2
Avg. Stride Length [m]	5.9	8.0	7.8	7.7	7.7	7.6



- [] Ranking at each section and finish
- .-.- No data available at this section
- NA No data available



Horse/Jockey Name	Alfa Lily
Final Rank	6
Fastest Section Time (Section)	0:11.31 (1000m)
Top Speed [km/h] (Section)	65.6 (1000m)
Race State	Finished



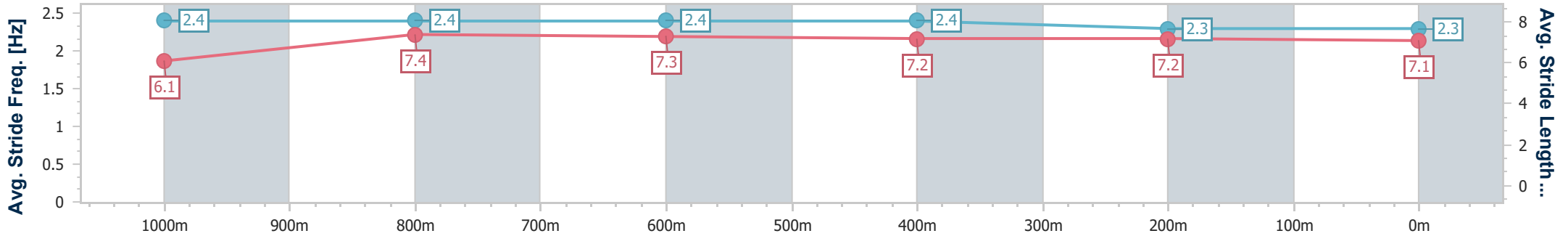
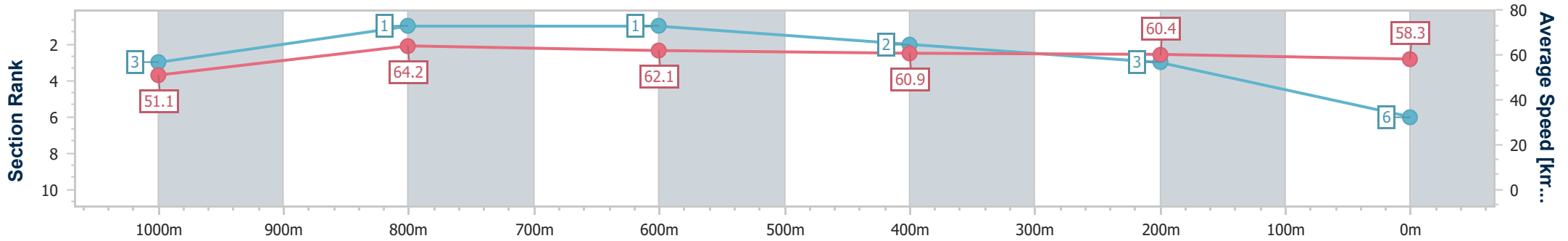
Toowoomba QLD Professional
 Race 3: EMPIRE OF JAPAN - STANDING @ HOPETOUN FARM
 BENCHMARK 60 Handicap - 1200m



21 December 2024 - 17:38

Track Rating: Good 3, Weather: Fine, Rail Position: +3m Entire

Section	Overall	1000m	800m	600m	400m	200m
Section Times	1:13.37 [6] (0:14.13)	0:59.24 [3] (0:11.31)	0:47.93 [1] (0:11.68)	0:36.25 [1] (0:11.97)	0:24.28 [2] (0:11.95)	0:12.33 [3] (0:12.33)
Average Speed [km/h]	51.1	64.2	62.1	60.9	60.4	58.3
Top Speed [km/h]	65.2	65.6	63.7	62.2	60.8	60.1
Avg. Dist. to Rail [m]	3.7	2.7	2.5	2.0	0.9	1.0
Avg. Stride Freq. [Hz]	2.4	2.4	2.4	2.4	2.3	2.3
Avg. Stride Length [m]	6.1	7.4	7.3	7.2	7.2	7.1



- [] Ranking at each section and finish
- .-.- No data available at this section
- NA No data available



Horse/Jockey Name	Overseas
Final Rank	7
Fastest Section Time (Section)	0:11.45 (1000m)
Top Speed [km/h] (Section)	65.5 (1000m)
Race State	Finished



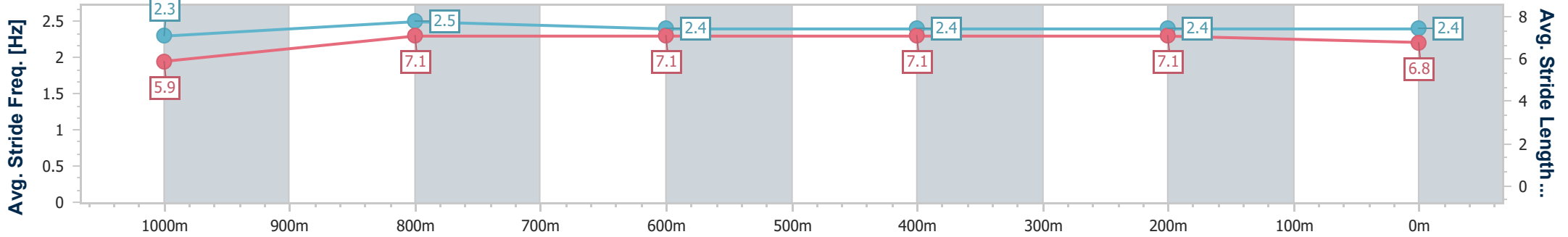
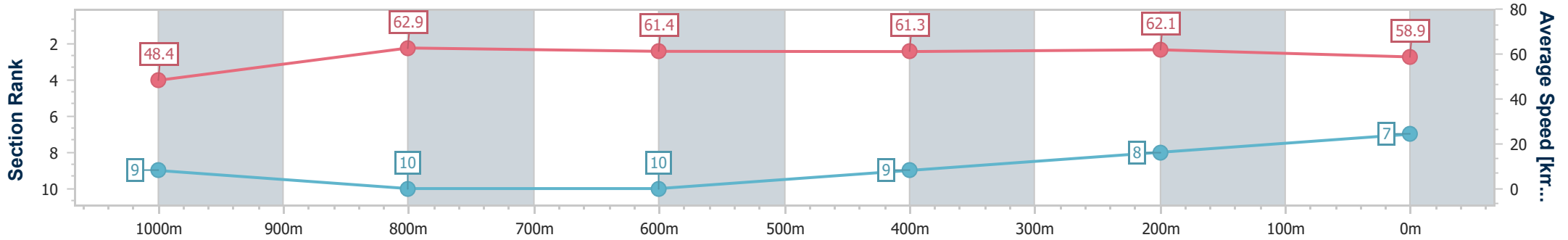
Toowoomba QLD Professional
 Race 3: EMPIRE OF JAPAN - STANDING @ HOPETOUN FARM
 BENCHMARK 60 Handicap - 1200m



21 December 2024 - 17:38

Track Rating: Good 3, Weather: Fine, Rail Position: +3m Entire

Section	Overall	1000m	800m	600m	400m	200m
Section Times	1:13.67 [7] (0:14.92)	0:58.75 [9] (0:11.45)	0:47.30 [10] (0:11.83)	0:35.47 [10] (0:11.74)	0:23.73 [9] (0:11.54)	0:12.19 [8]
Average Speed [km/h]	48.4	62.9	61.4	61.3	62.1	58.9
Top Speed [km/h]	64.0	65.5	63.8	62.4	63.0	61.4
Avg. Dist. to Rail [m]	4.5	1.0	1.7	0.5	1.6	1.5
Avg. Stride Freq. [Hz]	2.3	2.5	2.4	2.4	2.4	2.4
Avg. Stride Length [m]	5.9	7.1	7.1	7.1	7.1	6.8



- [] Ranking at each section and finish
- .-.- No data available at this section
- NA No data available



Horse/Jockey Name	Husson's Revenge
Final Rank	8
Fastest Section Time (Section)	0:11.42 (1000m)
Top Speed [km/h] (Section)	65.5 (1000m)
Race State	Finished



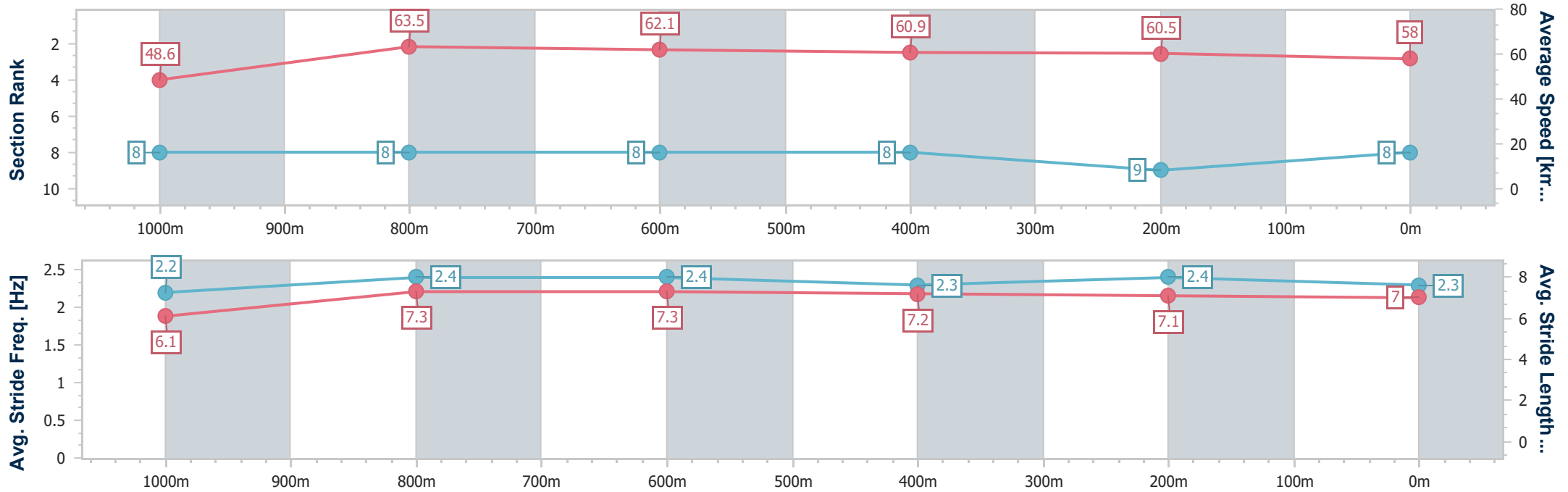
Toowoomba QLD Professional
 Race 3: EMPIRE OF JAPAN - STANDING @ HOPETOUN FARM
 BENCHMARK 60 Handicap - 1200m



21 December 2024 - 17:38

Track Rating: Good 3, Weather: Fine, Rail Position: +3m Entire

Section	Overall	1000m	800m	600m	400m	200m
Section Times	1:14.18 [8] (0:14.83)	0:59.35 [8] (0:11.42)	0:47.93 [8] (0:11.71)	0:36.22 [8] (0:11.91)	0:24.31 [8] (0:11.92)	0:12.39 [9] (0:12.39)
Average Speed [km/h]	48.6	63.5	62.1	60.9	60.5	58.0
Top Speed [km/h]	65.1	65.5	64.5	62.4	61.0	60.6
Avg. Dist. to Rail [m]	7.0	2.8	2.8	1.4	0.7	1.8
Avg. Stride Freq. [Hz]	2.2	2.4	2.4	2.3	2.4	2.3
Avg. Stride Length [m]	6.1	7.3	7.3	7.2	7.1	7.0



- [] Ranking at each section and finish
- .-.- No data available at this section
- NA No data available



Horse/Jockey Name	Limited Reality
Final Rank	9
Fastest Section Time (Section)	0:11.50 (1000m)
Top Speed [km/h] (Section)	66.6 (Overall)
Race State	Finished



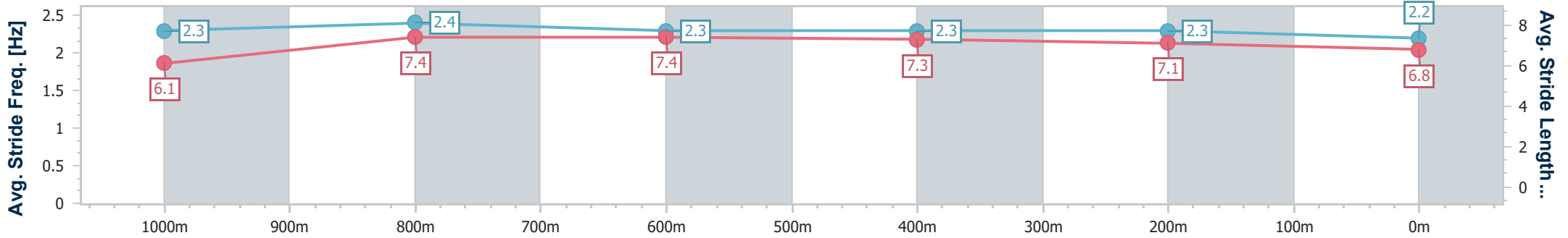
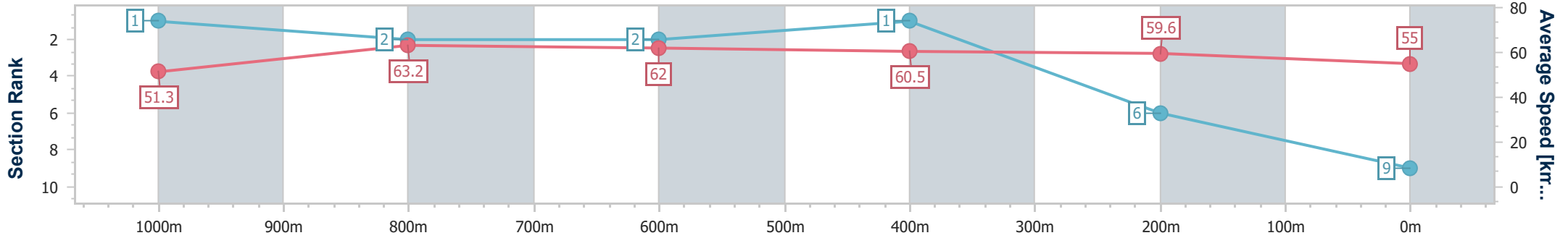
Toowoomba QLD Professional
 Race 3: EMPIRE OF JAPAN - STANDING @ HOPETOUN FARM
 BENCHMARK 60 Handicap - 1200m



21 December 2024 - 17:38

Track Rating: Good 3, Weather: Fine, Rail Position: +3m Entire

Section	Overall	1000m	800m	600m	400m	200m
Section Times	1:14.25 [9] (0:14.02)	1:00.23 [1] (0:11.50)	0:48.73 [2] (0:11.68)	0:37.05 [2] (0:11.86)	0:25.19 [1] (0:12.09)	0:13.10 [6] (0:13.10)
Average Speed [km/h]	51.3	63.2	62.0	60.5	59.6	55.0
Top Speed [km/h]	66.6	65.5	64.1	62.5	61.2	57.9
Avg. Dist. to Rail [m]	3.3	2.6	1.7	0.6	0.7	0.9
Avg. Stride Freq. [Hz]	2.3	2.4	2.3	2.3	2.3	2.2
Avg. Stride Length [m]	6.1	7.4	7.4	7.3	7.1	6.8



- [] Ranking at each section and finish
- .-.- No data available at this section
- NA No data available



Horse/Jockey Name	Dustyiam
Final Rank	10
Fastest Section Time (Section)	0:11.52 (1000m)
Top Speed [km/h] (Section)	64.9 (1000m)
Race State	Finished



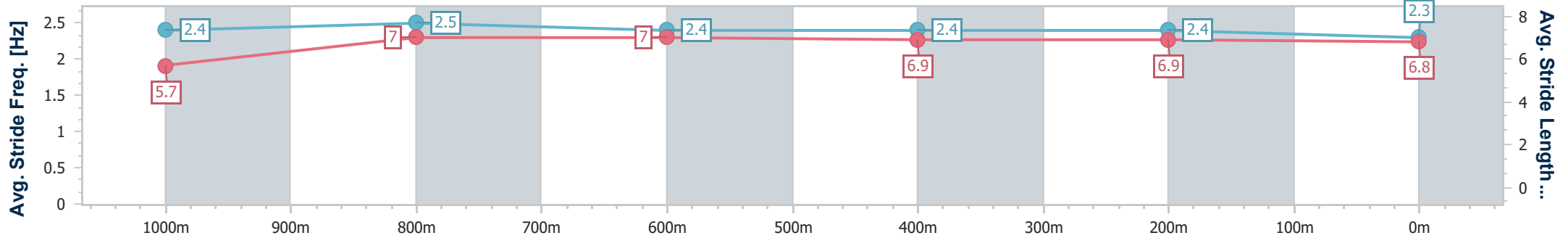
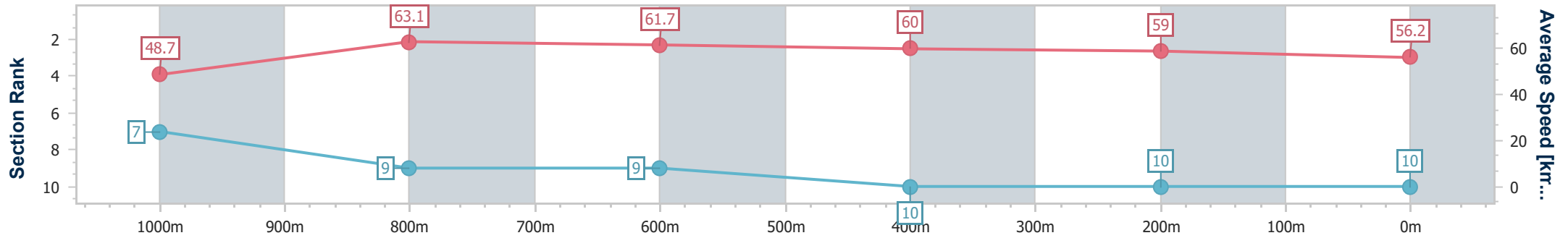
Toowoomba QLD Professional
 Race 3: EMPIRE OF JAPAN - STANDING @ HOPETOUN FARM
 BENCHMARK 60 Handicap - 1200m



21 December 2024 - 17:38

Track Rating: Good 3, Weather: Fine, Rail Position: +3m Entire

Section	Overall	1000m	800m	600m	400m	200m
Section Times	1:15.06 [10] (0:14.82)	1:00.24 [7] (0:11.52)	0:48.72 [9] (0:11.80)	0:36.92 [9] (0:12.02)	0:24.90 [10] (0:12.13)	0:12.77 [10] (0:12.77)
Average Speed [km/h]	48.7	63.1	61.7	60.0	59.0	56.2
Top Speed [km/h]	64.4	64.9	62.9	61.4	60.3	59.0
Avg. Dist. to Rail [m]	7.8	3.4	2.2	0.8	1.4	0.4
Avg. Stride Freq. [Hz]	2.4	2.5	2.4	2.4	2.4	2.3
Avg. Stride Length [m]	5.7	7.0	7.0	6.9	6.9	6.8



- [] Ranking at each section and finish
- .-.- No data available at this section
- NA No data available



Toowoomba QLD Professional

Race 4: ELEGANT BLINDS BENCHMARK 60 Handicap - 1200m

21 December 2024 - 18:10



Track Rating: Good 3 , Weather: Fine, Rail Position: +3m Entire

Section		Overall	1000m	800m	600m	400m	200m	Last 600m					
Field Times		1:11.89 (0:13.82)	0:58.07 (0:10.83)	0:47.24 (0:11.43)	0:35.81 (0:11.86)	0:23.95 (0:11.95)	0:12.00 (0:12.00)	0:35.81					
Rank	TAB Horse/Jockey	Barrier	Top Speed [km/h]	Fastest Section							Margin	Distance Travelled [m]	
1	9 SHOUTS ALL DAY Olivia Kendal	6	67.5 1000m	0:10.82 1000m	1:11.89 [1] (0:14.88)	0:57.01 [9] (0:10.82)	0:46.19 [9] (0:11.18)	0:35.01 [9] (0:11.62)	0:23.39 [8] (0:11.74)	0:11.65 [5] (0:11.65)	1:11.89	0:35.01	
2	5 TOUCH OF GRACIE Karl Zechner	2	66.8 1000m	0:10.91 1000m	1:12.02 [2] (0:13.95)	0:58.07 [2] (0:10.91)	0:47.16 [3] (0:11.52)	0:35.64 [5] (0:11.72)	0:23.92 [4] (0:11.79)	0:12.13 [1] (0:12.13)	0.8L	0:35.64	+5
3	6 ELECTRIC ARROW Chelsea Baker	1	67.2 Overall	0:10.84 1000m	1:12.34 [3] (0:14.02)	0:58.32 [5] (0:10.84)	0:47.48 [2] (0:11.45)	0:36.03 [4] (0:11.84)	0:24.19 [5] (0:11.99)	0:12.20 [4] (0:12.20)	2.6L	0:36.03	+0
4	7 PUREZZA Dylan Bennett	7	69.3 Overall	0:10.83 1000m	1:12.41 [4] (0:13.82)	0:58.59 [1] (0:10.83)	0:47.76 [1] (0:11.43)	0:36.33 [1] (0:11.89)	0:24.44 [2] (0:11.94)	0:12.50 [2] (0:12.50)	2.9L	0:36.33	+4
5	8 JAMAICAN MECRAZY Les Tilley	5	66.8 1000m	0:10.89 1000m	1:12.55 [5] (0:14.39)	0:58.16 [8] (0:10.89)	0:47.27 [8] (0:11.41)	0:35.86 [8] (0:11.79)	0:24.07 [7] (0:11.89)	0:12.18 [6] (0:12.18)	3.7L	0:35.86	+3
6	1 DEVIL'S RITE Rob Thorburn	3	68.6 1000m	0:10.93 1000m	1:12.85 [6] (0:13.97)	0:58.88 [3] (0:10.93)	0:47.95 [4] (0:11.38)	0:36.57 [3] (0:11.66)	0:24.91 [1] (0:12.03)	0:12.88 [3] (0:12.88)	5.2L	0:36.57	-2
7	4 NEW YORK GAL Liv O'Donnell	8	66.4 1000m	0:10.88 1000m	1:12.89 [7] (0:14.28)	0:58.61 [7] (0:10.88)	0:47.73 [7] (0:11.40)	0:36.33 [7] (0:11.95)	0:24.38 [9] (0:12.21)	0:12.17 [8] (0:12.17)	5.4L	0:36.33	+7
8	10 KOGA NINJA Madeleine Wishart	9	69.1 Overall	0:10.91 1000m	1:13.29 [8] (0:13.99)	0:59.30 [4] (0:10.91)	0:48.39 [5] (0:11.37)	0:37.02 [2] (0:11.80)	0:25.22 [3] (0:12.33)	0:12.89 [7] (0:12.89)	7.7L	0:37.02	+3
9	11 SOOZIE MAREE Georgina Cartwright	4	67.1 Overall	0:11.06 1000m	1:13.76 [9] (0:14.04)	0:59.72 [6] (0:11.06)	0:48.66 [6] (0:11.44)	0:37.22 [6] (0:11.88)	0:25.34 [6] (0:12.38)	0:12.96 [9] (0:12.96)	10.5L	0:37.22	+8

Scratched: Minimal (#2), Chinchilla Ahead (#3)

[] Ranking at each section and finish
 -:-:- No data available at this section
 NA No data available

SCN Saddle cloth number
 DNF Did not finish
 DNT Did not track



Horse/Jockey Name	Shouts All Day
Final Rank	1
Fastest Section Time (Section)	0:10.82 (1000m)
Top Speed [km/h] (Section)	67.5 (1000m)
Race State	Finished



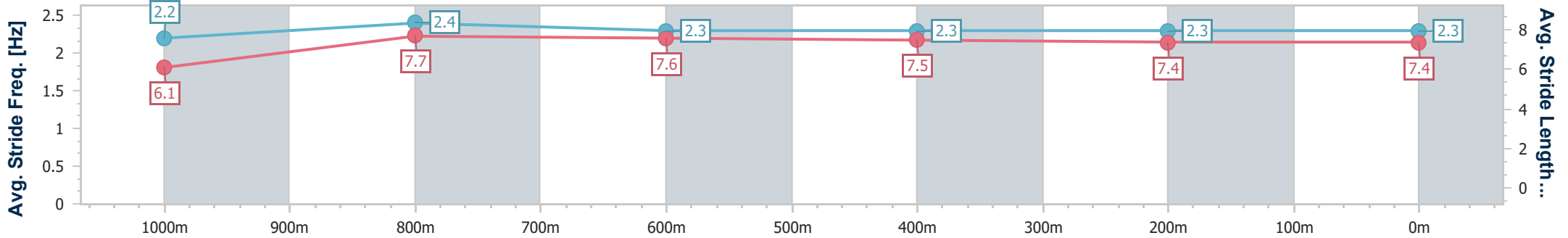
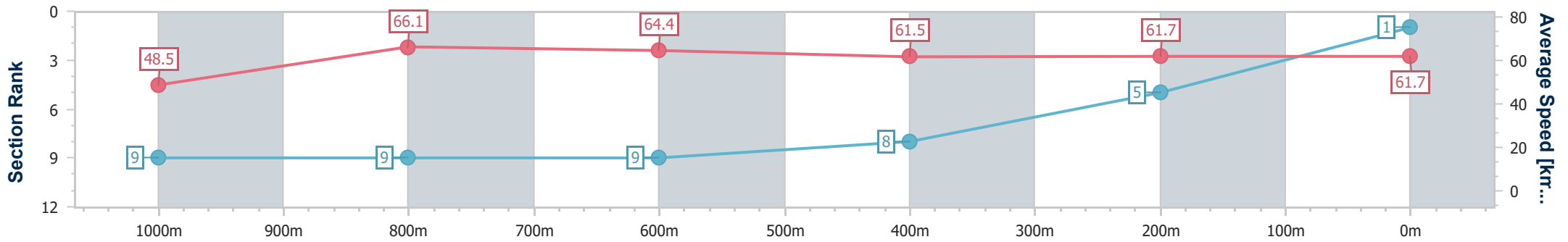
Toowoomba QLD Professional
Race 4: ELEGANT BLINDS BENCHMARK 60 Handicap - 1200m



21 December 2024 - 18:10

Track Rating: Good 3 , Weather: Fine, Rail Position: +3m Entire

Section	Overall	1000m	800m	600m	400m	200m
Section Times	1:11.89 [1] (0:14.88)	0:57.01 [9] (0:10.82)	0:46.19 [9] (0:11.18)	0:35.01 [9] (0:11.62)	0:23.39 [8] (0:11.74)	0:11.65 [5]
Average Speed [km/h]	48.5	66.1	64.4	61.5	61.7	61.7
Top Speed [km/h]	66.8	67.5	66.6	62.9	62.7	62.6
Avg. Dist. to Rail [m]	3.6	1.3	0.5	0.7	1.9	4.4
Avg. Stride Freq. [Hz]	2.2	2.4	2.3	2.3	2.3	2.3
Avg. Stride Length [m]	6.1	7.7	7.6	7.5	7.4	7.4



- [] Ranking at each section and finish
- .-.- No data available at this section
- NA No data available



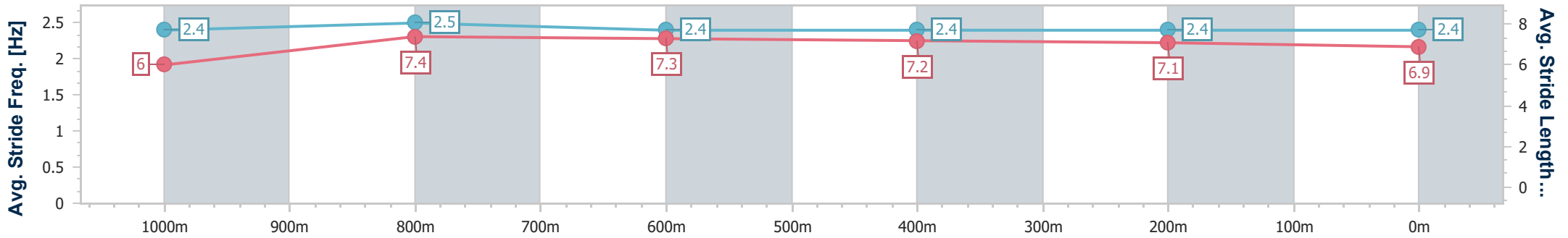
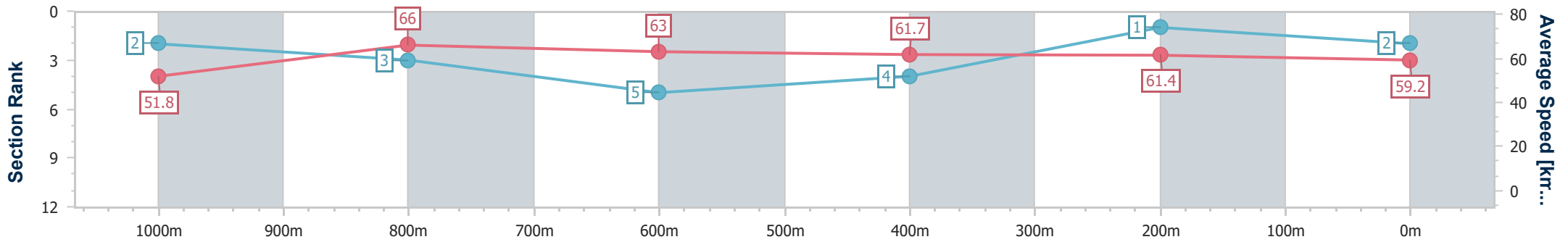
Horse/Jockey Name	Touch Of Gracie
Final Rank	2
Fastest Section Time (Section)	0:10.91 (1000m)
Top Speed [km/h] (Section)	66.8 (1000m)
Race State	Finished



Toowoomba QLD Professional
 Race 4: ELEGANT BLINDS BENCHMARK 60 Handicap - 1200m
 21 December 2024 - 18:10
 Track Rating: Good 3 , Weather: Fine, Rail Position: +3m Entire



Section	Overall	1000m	800m	600m	400m	200m
Section Times	1:12.02 [2] (0:13.95)	0:58.07 [2] (0:10.91)	0:47.16 [3] (0:11.52)	0:35.64 [5] (0:11.72)	0:23.92 [4] (0:11.79)	0:12.13 [1] (0:12.13)
Average Speed [km/h]	51.8	66.0	63.0	61.7	61.4	59.2
Top Speed [km/h]	66.7	66.8	66.0	62.2	62.4	61.5
Avg. Dist. to Rail [m]	1.6	0.7	1.8	0.7	1.3	2.9
Avg. Stride Freq. [Hz]	2.4	2.5	2.4	2.4	2.4	2.4
Avg. Stride Length [m]	6.0	7.4	7.3	7.2	7.1	6.9



- [] Ranking at each section and finish
- .-.- No data available at this section
- NA No data available



Horse/Jockey Name	Electric Arrow
Final Rank	3
Fastest Section Time (Section)	0:10.84 (1000m)
Top Speed [km/h] (Section)	67.2 (Overall)
Race State	Finished



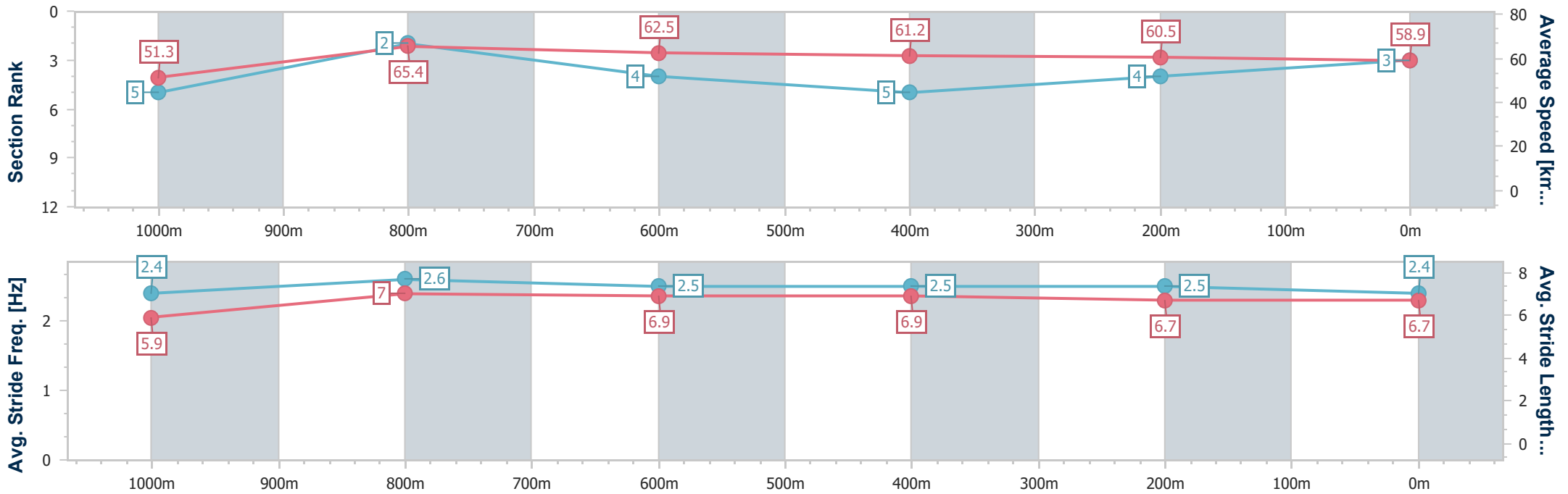
Toowoomba QLD Professional
Race 4: ELEGANT BLINDS BENCHMARK 60 Handicap - 1200m



21 December 2024 - 18:10

Track Rating: Good 3 , Weather: Fine, Rail Position: +3m Entire

Section	Overall	1000m	800m	600m	400m	200m
Section Times	1:12.34 [3] (0:14.02)	0:58.32 [5] (0:10.84)	0:47.48 [2] (0:11.45)	0:36.03 [4] (0:11.84)	0:24.19 [5] (0:11.99)	0:12.20 [4]
Average Speed [km/h]	51.3	65.4	62.5	61.2	60.5	58.9
Top Speed [km/h]	67.2	67.0	63.0	62.2	61.0	60.7
Avg. Dist. to Rail [m]	6.3	4.2	1.2	0.8	1.6	0.7
Avg. Stride Freq. [Hz]	2.4	2.6	2.5	2.5	2.5	2.4
Avg. Stride Length [m]	5.9	7.0	6.9	6.9	6.7	6.7



- [] Ranking at each section and finish
- .-.- No data available at this section
- NA No data available



Horse/Jockey Name	Purezza
Final Rank	4
Fastest Section Time (Section)	0:10.83 (1000m)
Top Speed [km/h] (Section)	69.3 (Overall)
Race State	Finished



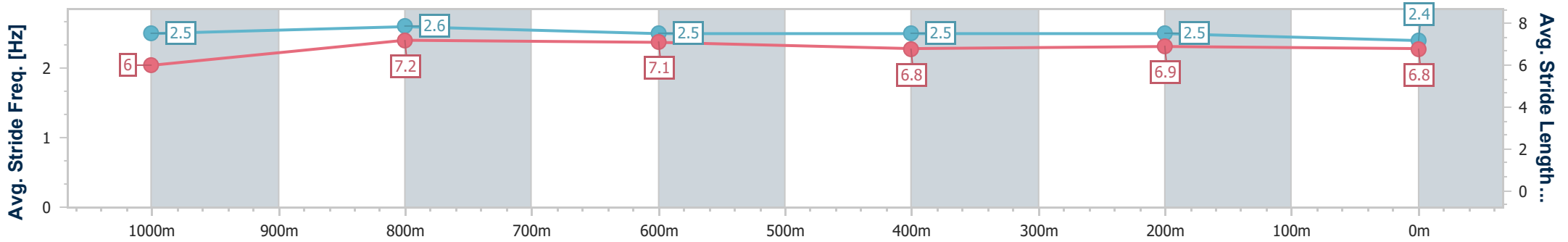
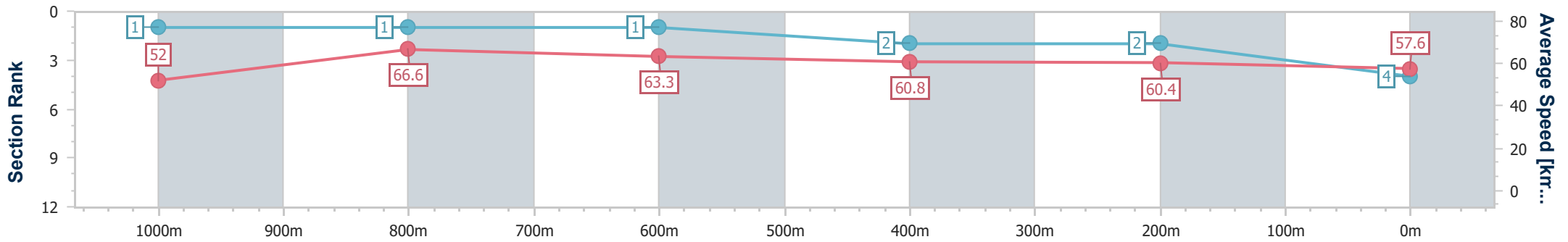
Toowoomba QLD Professional
Race 4: ELEGANT BLINDS BENCHMARK 60 Handicap - 1200m



21 December 2024 - 18:10

Track Rating: Good 3 , Weather: Fine, Rail Position: +3m Entire

Section	Overall	1000m	800m	600m	400m	200m
Section Times	1:12.41 [4] (0:13.82)	0:58.59 [1] (0:10.83)	0:47.76 [1] (0:11.43)	0:36.33 [1] (0:11.89)	0:24.44 [2] (0:11.94)	0:12.50 [2]
Average Speed [km/h]	52.0	66.6	63.3	60.8	60.4	57.6
Top Speed [km/h]	69.3	68.6	65.3	61.8	62.1	59.9
Avg. Dist. to Rail [m]	5.9	0.9	1.0	1.2	0.7	0.5
Avg. Stride Freq. [Hz]	2.5	2.6	2.5	2.5	2.5	2.4
Avg. Stride Length [m]	6.0	7.2	7.1	6.8	6.9	6.8



- [] Ranking at each section and finish
- .-.- No data available at this section
- NA No data available



Horse/Jockey Name	Jamaican Mecrazy
Final Rank	5
Fastest Section Time (Section)	0:10.89 (1000m)
Top Speed [km/h] (Section)	66.8 (1000m)
Race State	Finished



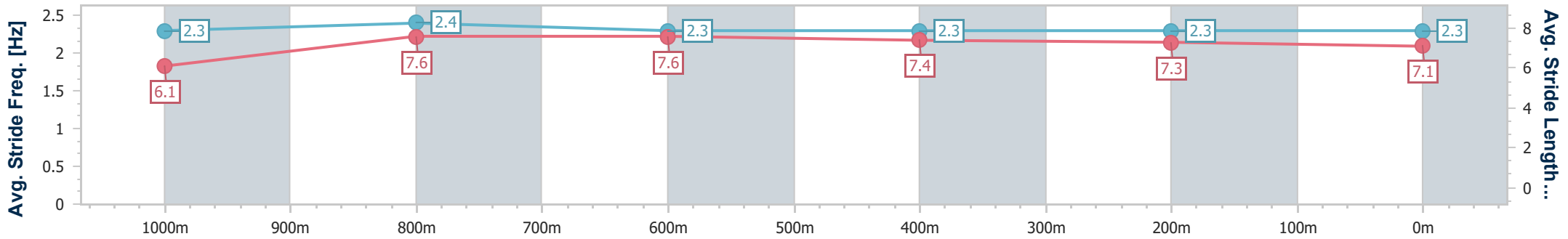
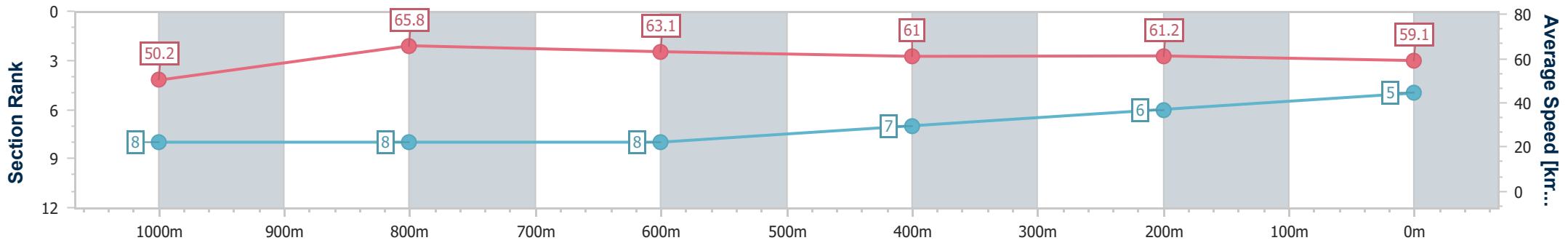
Toowoomba QLD Professional
Race 4: ELEGANT BLINDS BENCHMARK 60 Handicap - 1200m



21 December 2024 - 18:10

Track Rating: Good 3 , Weather: Fine, Rail Position: +3m Entire

Section	Overall	1000m	800m	600m	400m	200m
Section Times	1:12.55 [5] (0:14.39)	0:58.16 [8] (0:10.89)	0:47.27 [8] (0:11.41)	0:35.86 [8] (0:11.79)	0:24.07 [7] (0:11.89)	0:12.18 [6] (0:12.18)
Average Speed [km/h]	50.2	65.8	63.1	61.0	61.2	59.1
Top Speed [km/h]	66.7	66.8	64.3	61.5	62.5	60.1
Avg. Dist. to Rail [m]	5.3	0.3	0.3	0.6	3.3	4.3
Avg. Stride Freq. [Hz]	2.3	2.4	2.3	2.3	2.3	2.3
Avg. Stride Length [m]	6.1	7.6	7.6	7.4	7.3	7.1



- [] Ranking at each section and finish
- .-.- No data available at this section
- NA No data available



Horse/Jockey Name	Devil's Rite
Final Rank	6
Fastest Section Time (Section)	0:10.93 (1000m)
Top Speed [km/h] (Section)	68.6 (1000m)
Race State	Finished



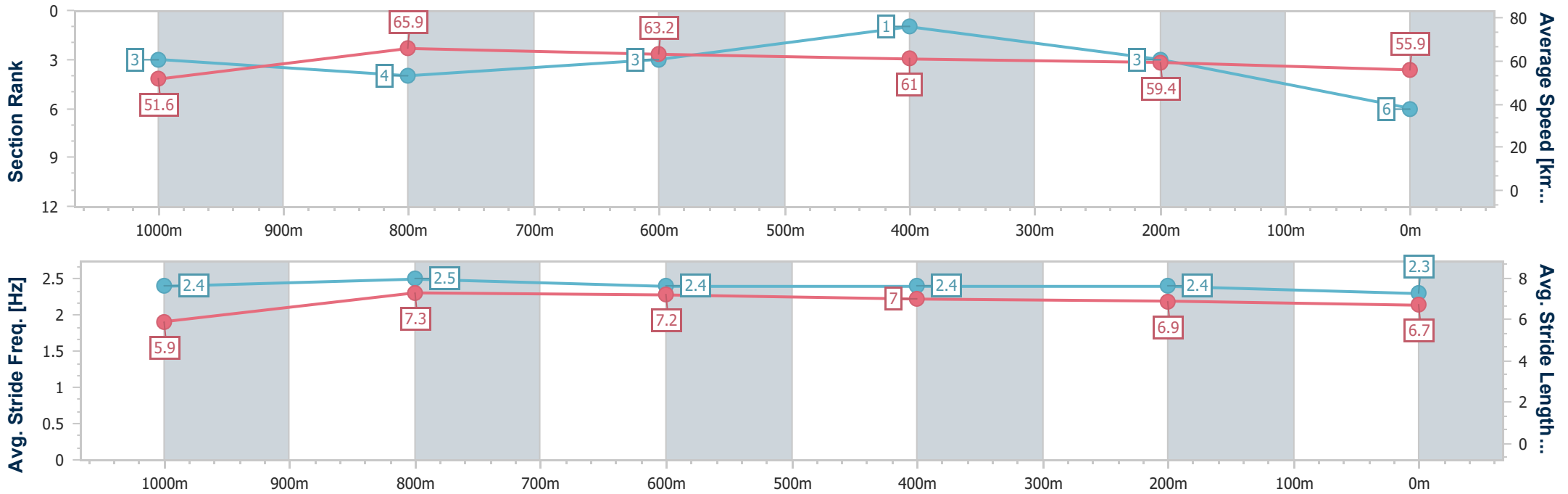
Toowoomba QLD Professional
Race 4: ELEGANT BLINDS BENCHMARK 60 Handicap - 1200m



21 December 2024 - 18:10

Track Rating: Good 3 , Weather: Fine, Rail Position: +3m Entire

Section	Overall	1000m	800m	600m	400m	200m
Section Times	1:12.85 [6] (0:13.97)	0:58.88 [3] (0:10.93)	0:47.95 [4] (0:11.38)	0:36.57 [3] (0:11.66)	0:24.91 [1] (0:12.03)	0:12.88 [3] (0:12.88)
Average Speed [km/h]	51.6	65.9	63.2	61.0	59.4	55.9
Top Speed [km/h]	68.6	68.6	64.5	62.1	61.1	58.3
Avg. Dist. to Rail [m]	4.1	0.4	0.6	1.9	2.0	1.9
Avg. Stride Freq. [Hz]	2.4	2.5	2.4	2.4	2.4	2.3
Avg. Stride Length [m]	5.9	7.3	7.2	7.0	6.9	6.7



- [] Ranking at each section and finish
- .-.- No data available at this section
- NA No data available



Horse/Jockey Name	New York Gal
Final Rank	7
Fastest Section Time (Section)	0:10.88 (1000m)
Top Speed [km/h] (Section)	66.4 (1000m)
Race State	Finished



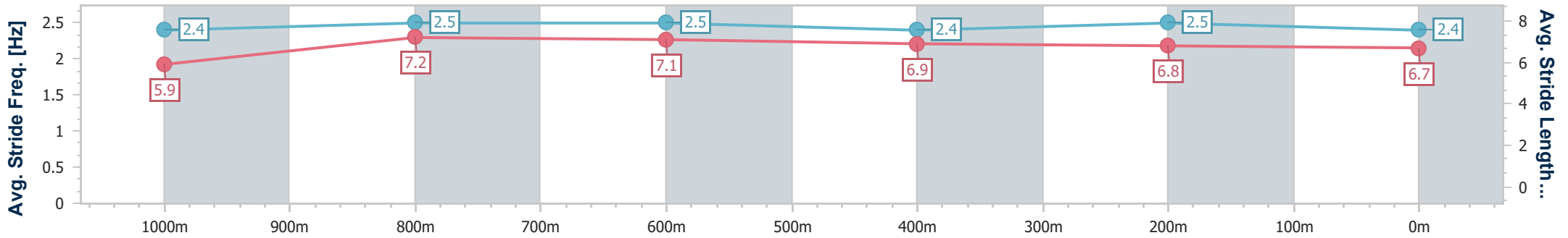
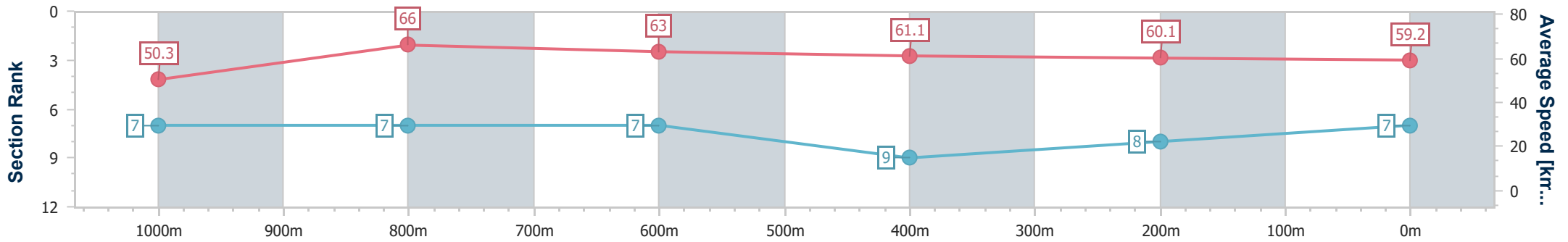
Toowoomba QLD Professional
Race 4: ELEGANT BLINDS BENCHMARK 60 Handicap - 1200m



21 December 2024 - 18:10

Track Rating: Good 3 , Weather: Fine, Rail Position: +3m Entire

Section	Overall	1000m	800m	600m	400m	200m
Section Times	1:12.89 [7] (0:14.28)	0:58.61 [7] (0:10.88)	0:47.73 [7] (0:11.40)	0:36.33 [7] (0:11.95)	0:24.38 [9] (0:12.21)	0:12.17 [8]
Average Speed [km/h]	50.3	66.0	63.0	61.1	60.1	59.2
Top Speed [km/h]	64.5	66.4	66.0	62.9	62.0	60.1
Avg. Dist. to Rail [m]	5.1	1.3	1.5	2.3	5.7	6.7
Avg. Stride Freq. [Hz]	2.4	2.5	2.5	2.4	2.5	2.4
Avg. Stride Length [m]	5.9	7.2	7.1	6.9	6.8	6.7



- [] Ranking at each section and finish
- .-.- No data available at this section
- NA No data available



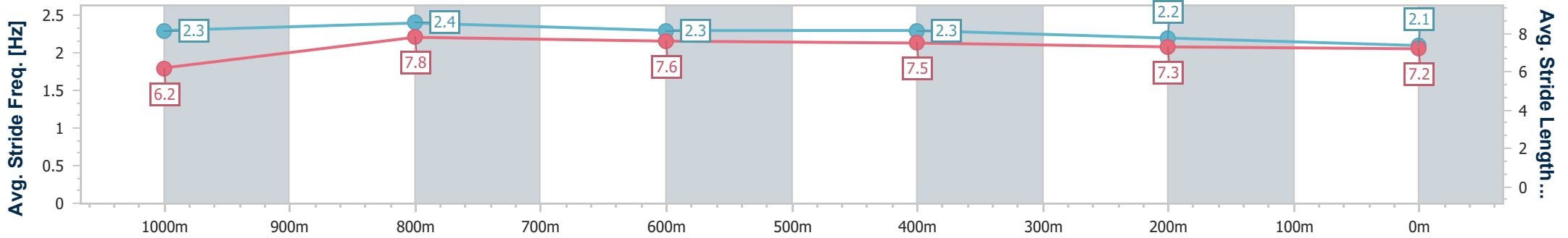
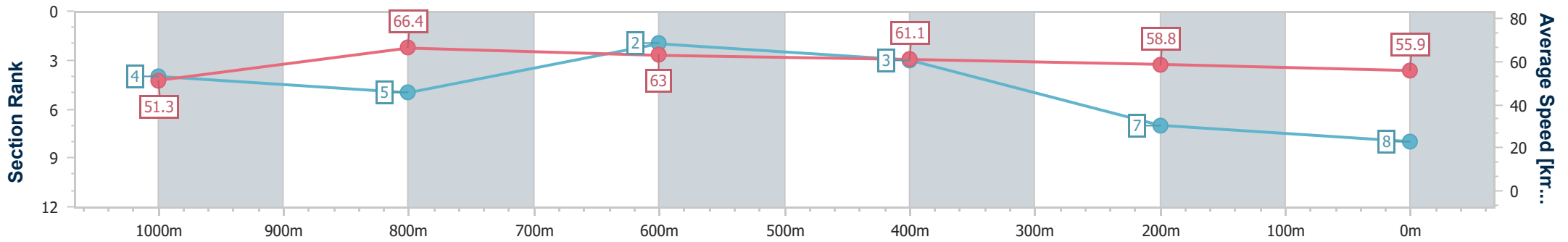
Horse/Jockey Name	Koga Ninja
Final Rank	8
Fastest Section Time (Section)	0:10.91 (1000m)
Top Speed [km/h] (Section)	69.1 (Overall)
Race State	Finished



Toowoomba QLD Professional
 Race 4: ELEGANT BLINDS BENCHMARK 60 Handicap - 1200m
 21 December 2024 - 18:10
 Track Rating: Good 3 , Weather: Fine, Rail Position: +3m Entire



Section	Overall	1000m	800m	600m	400m	200m
Section Times	1:13.29 [8] (0:13.99)	0:59.30 [4] (0:10.91)	0:48.39 [5] (0:11.37)	0:37.02 [2] (0:11.80)	0:25.22 [3] (0:12.33)	0:12.89 [7] (0:12.89)
Average Speed [km/h]	51.3	66.4	63.0	61.1	58.8	55.9
Top Speed [km/h]	69.1	68.2	64.8	62.1	60.1	57.5
Avg. Dist. to Rail [m]	7.0	1.2	0.5	0.9	3.0	4.3
Avg. Stride Freq. [Hz]	2.3	2.4	2.3	2.3	2.2	2.1
Avg. Stride Length [m]	6.2	7.8	7.6	7.5	7.3	7.2



- [] Ranking at each section and finish
- .-.- No data available at this section
- NA No data available



Horse/Jockey Name	Soozie Maree
Final Rank	9
Fastest Section Time (Section)	0:11.06 (1000m)
Top Speed [km/h] (Section)	67.1 (Overall)
Race State	Finished



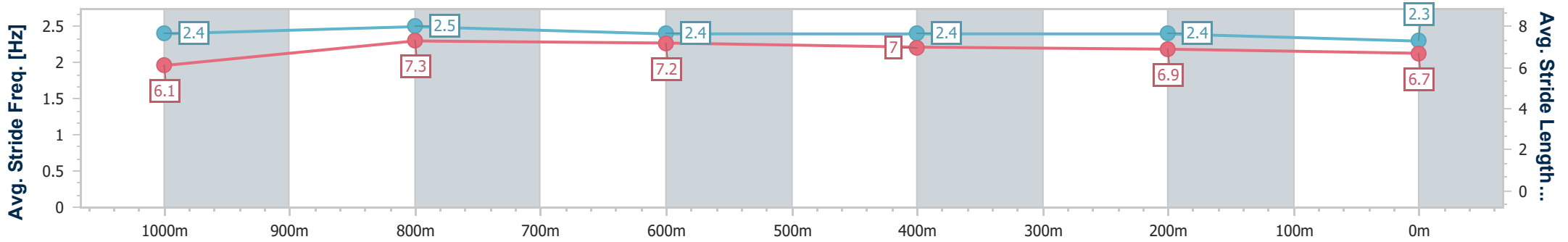
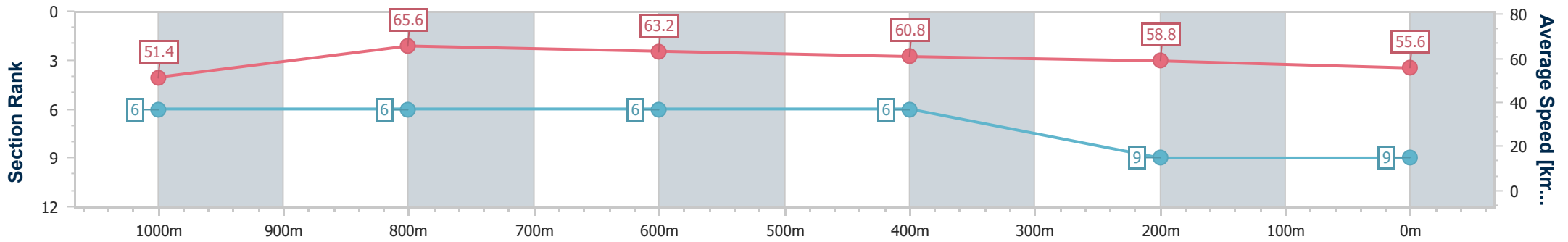
Toowoomba QLD Professional
Race 4: ELEGANT BLINDS BENCHMARK 60 Handicap - 1200m



21 December 2024 - 18:10

Track Rating: Good 3 , Weather: Fine, Rail Position: +3m Entire

Section	Overall	1000m	800m	600m	400m	200m
Section Times	1:13.76 [9] (0:14.04)	0:59.72 [6] (0:11.06)	0:48.66 [6] (0:11.44)	0:37.22 [6] (0:11.88)	0:25.34 [6] (0:12.38)	0:12.96 [9] (0:12.96)
Average Speed [km/h]	51.4	65.6	63.2	60.8	58.8	55.6
Top Speed [km/h]	67.1	66.3	64.3	62.3	60.4	57.6
Avg. Dist. to Rail [m]	3.0	1.3	2.1	0.9	2.8	2.4
Avg. Stride Freq. [Hz]	2.4	2.5	2.4	2.4	2.4	2.3
Avg. Stride Length [m]	6.1	7.3	7.2	7.0	6.9	6.7



- [] Ranking at each section and finish
- .-.- No data available at this section
- NA No data available



Toowoomba QLD Professional

Race 5: MORT & CO BENCHMARK 60 Handicap - 1625m

21 December 2024 - 18:43



Track Rating: Good 3, Weather: Fine, Rail Position: +3m Entire

Section		Overall	1400m	1200m	1000m	800m	600m	400m	Last 600m				
Field Times		1:39.39 (0:15.29)	1:24.10 (0:11.30)	1:12.80 (0:11.38)	1:01.42 (0:12.09)	0:49.33 (0:12.80)	0:36.53 (0:12.47)	0:24.06 (0:11.98)	0:36.53				
Rank	TAB Horse/Jockey	Barrier	Top Speed [km/h]	Fastest Section									Distance Travelled [m]
1	5 CONEY ISLAND BABY Jason Taylor	7	67.2	0:10.94	1:39.39 [1] (0:15.65)	1:23.74 [3] (0:10.94)	1:12.80 [1] (0:11.53)	1:01.27 [2] (0:12.13)	0:49.14 [2] (0:12.61)	0:36.53 [1] (0:12.47)	0:24.06 [1] (0:11.98)	0:36.53	
2	3 KOZANI Chelsea Baker	3	67.1	0:11.38	1:39.77 [2] (0:15.63)	1:24.14 [2] (0:11.38)	1:12.76 [4] (0:11.53)	1:01.23 [4] (0:12.03)	0:49.20 [3] (0:12.63)	0:36.57 [3] (0:12.42)	0:24.15 [5] (0:12.00)	0:36.57	+4
3	6 READY AND LUCKY Les Tilley	5	69.2	0:11.44	1:39.88 [3] (0:15.29)	1:24.59 [1] (0:11.44)	1:13.15 [2] (0:11.58)	1:01.57 [3] (0:12.27)	0:49.30 [4] (0:12.72)	0:36.58 [4] (0:12.14)	0:24.44 [3] (0:12.03)	0:36.58	+6
4	8 JORUM Montanna Savva	8	68.0	0:11.19	1:40.22 [4] (0:15.95)	1:24.27 [7] (0:11.19)	1:13.08 [5] (0:11.45)	1:01.63 [5] (0:12.11)	0:49.52 [5] (0:12.64)	0:36.88 [5] (0:12.25)	0:24.63 [4] (0:12.27)	0:36.88	+6
5	2 ARCHER'S GAME Liv O'Donnell	9	66.4	0:11.45	1:40.30 [5] (0:15.93)	1:24.37 [6] (0:11.45)	1:12.92 [7] (0:11.51)	1:01.41 [7] (0:12.08)	0:49.33 [7] (0:12.68)	0:36.65 [8] (0:12.21)	0:24.44 [8] (0:12.14)	0:36.65	+9
6	10 MOTION SENSOR Georgina Cartwright	2	66.6	0:11.32	1:40.42 [6] (0:15.89)	1:24.53 [5] (0:11.32)	1:13.21 [6] (0:11.57)	1:01.64 [6] (0:12.00)	0:49.64 [6] (0:12.60)	0:37.04 [6] (0:12.43)	0:24.61 [7] (0:12.11)	0:37.04	+0
7	1 MOORABINDA MICK Amy Graham	4	68.0	0:10.93	1:40.43 [7] (0:15.81)	1:24.62 [4] (0:10.93)	1:13.69 [3] (0:11.23)	1:02.46 [1] (0:12.09)	0:50.37 [1] (0:12.81)	0:37.56 [2] (0:12.53)	0:25.03 [2] (0:12.31)	0:37.56	-6
8	7 ZOUWALER Nathan Fazackerley	6	67.1	0:11.30	1:40.61 [8] (0:16.14)	1:24.47 [8] (0:11.30)	1:13.17 [8] (0:11.58)	1:01.59 [8] (0:12.15)	0:49.44 [8] (0:12.32)	0:37.12 [7] (0:12.16)	0:24.96 [6] (0:12.29)	0:37.12	+13
9	9 SUNBEAM LEGEND Dylan Bennett	1	66.2	0:11.30	1:40.71 [9] (0:16.23)	1:24.48 [9] (0:11.30)	1:13.18 [9] (0:11.69)	1:01.49 [9] (0:11.95)	0:49.54 [9] (0:12.56)	0:36.98 [9] (0:12.30)	0:24.68 [9] (0:12.21)	0:36.98	-1

Scratched: Witch Day (#11), Pauji Power (#12), Saint Martin (#13), Goin' Skitz (#14), Pireonti (#4)

[] Ranking at each section and finish
 -:-:- No data available at this section
 NA No data available

SCN Saddle cloth number
 DNF Did not finish
 DNT Did not track



Toowoomba QLD Professional

Race 5: MORT & CO BENCHMARK 60 Handicap - 1625m

21 December 2024 - 18:43



Track Rating: Good 3, Weather: Fine, Rail Position: +3m Entire

Section				200m				Last 600m	
Field Times				0:12.08 (0:12.08)				0:36.53	
Rank	TAB	Horse/Jockey	Barrier	Top Speed [km/h]	Fastest Section	Margin			Distance Travelled [m]
1	5	CONEY ISLAND BABY Jason Taylor	7	67.2 Overall	0:10.94 1400m	0:12.08 [1] (0:12.08)	1:39.39		0:36.53
2	3	KOZANI Chelsea Baker	3	67.1 Overall	0:11.38 1400m	0:12.15 [3] (0:12.15)	2.3L		0:36.57 +4
3	6	READY AND LUCKY Les Tilley	5	69.2 Overall	0:11.44 1400m	0:12.41 [2] (0:12.41)	2.8L		0:36.58 +6
4	8	JORUM Montanna Savva	8	68.0 Overall	0:11.19 1400m	0:12.36 [5] (0:12.36)	4.6L		0:36.88 +6
5	2	ARCHER'S GAME Liv O'Donnell	9	66.4 Overall	0:11.45 1400m	0:12.30 [8] (0:12.30)	5L		0:36.65 +9
6	10	MOTION SENSOR Georgina Cartwright	2	66.6 Overall	0:11.32 1400m	0:12.50 [6] (0:12.50)	5.5L		0:37.04 +0
7	1	MOORABINDA MICK Amy Graham	4	68.0 Overall	0:10.93 1400m	0:12.72 [4] (0:12.72)	5.6L		0:37.56 -6
8	7	ZOUWALER Nathan Fazackerley	6	67.1 1400m	0:11.30 1400m	0:12.67 [7] (0:12.67)	6.6L		0:37.12 +13
9	9	SUNBEAM LEGEND Dylan Bennett	1	66.2 Overall	0:11.30 1400m	0:12.47 [9] (0:12.47)	7.1L		0:36.98 -1

Scratched: Witch Day (#11), Pauji Power (#12), Saint Martin (#13), Goin' Skitz (#14), Pireonti (#4)

[] Ranking at each section and finish
 -:-:- No data available at this section
 NA No data available

SCN Saddle cloth number
 DNF Did not finish
 DNT Did not track



Horse/Jockey Name	Coney Island Baby
Final Rank	1
Fastest Section Time (Section)	0:10.94 (1400m)
Top Speed [km/h] (Section)	67.2 (Overall)
Race State	Finished



Toowoomba QLD Professional

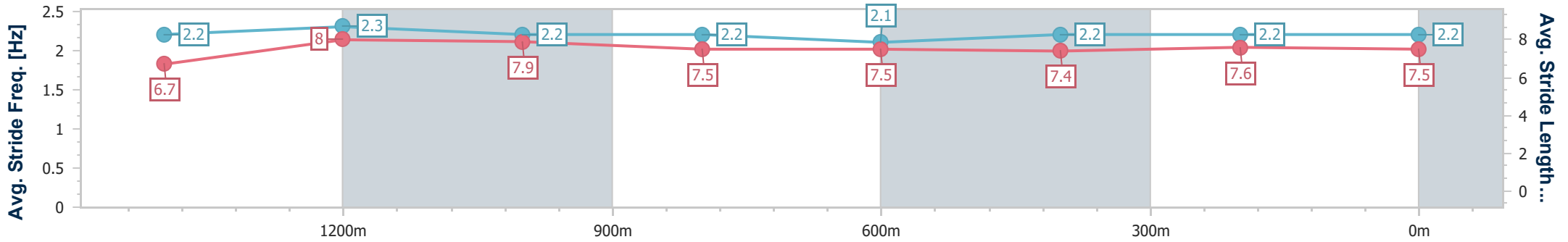
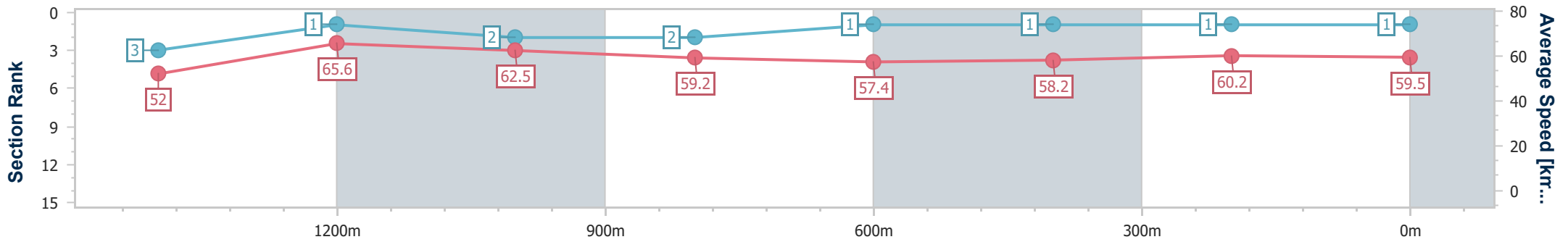
Race 5: MORT & CO BENCHMARK 60 Handicap - 1625m

21 December 2024 - 18:43



Track Rating: Good 3, Weather: Fine, Rail Position: +3m Entire

Section	Overall	1400m	1200m	1000m	800m	600m	400m	200m
Section Times	1:39.39 [1] (0:15.65)	1:23.74 [3] (0:10.94)	1:12.80 [1] (0:11.53)	1:01.27 [2] (0:12.13)	0:49.14 [2] (0:12.61)	0:36.53 [1] (0:12.47)	0:24.06 [1] (0:11.98)	0:12.08 [1] (0:12.08)
Average Speed [km/h]	52.0	65.6	62.5	59.2	57.4	58.2	60.2	59.5
Top Speed [km/h]	67.2	66.3	63.4	60.4	58.4	59.7	60.5	59.9
Avg. Dist. to Rail [m]	5.0	0.7	1.1	0.3	1.3	1.6	0.6	1.2
Avg. Stride Freq. [Hz]	2.2	2.3	2.2	2.2	2.1	2.2	2.2	2.2
Avg. Stride Length [m]	6.7	8.0	7.9	7.5	7.5	7.4	7.6	7.5



- [] Ranking at each section and finish
- .-.- No data available at this section
- NA No data available



Horse/Jockey Name	Kozani
Final Rank	2
Fastest Section Time (Section)	0:11.38 (1400m)
Top Speed [km/h] (Section)	67.1 (Overall)
Race State	Finished



Toowoomba QLD Professional

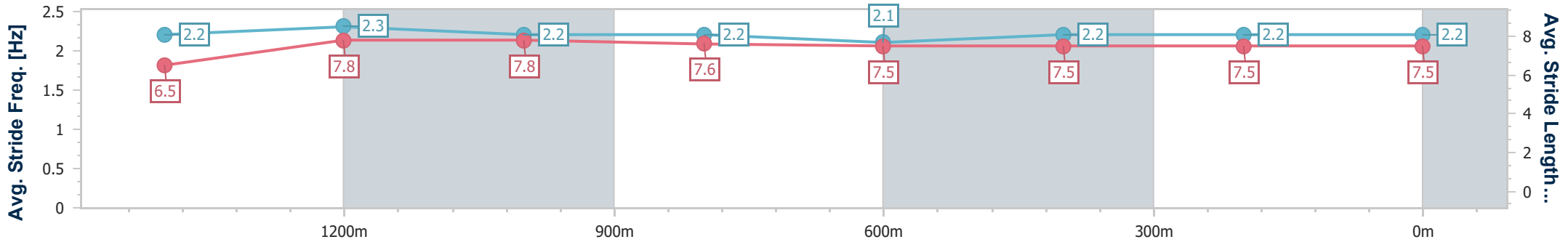
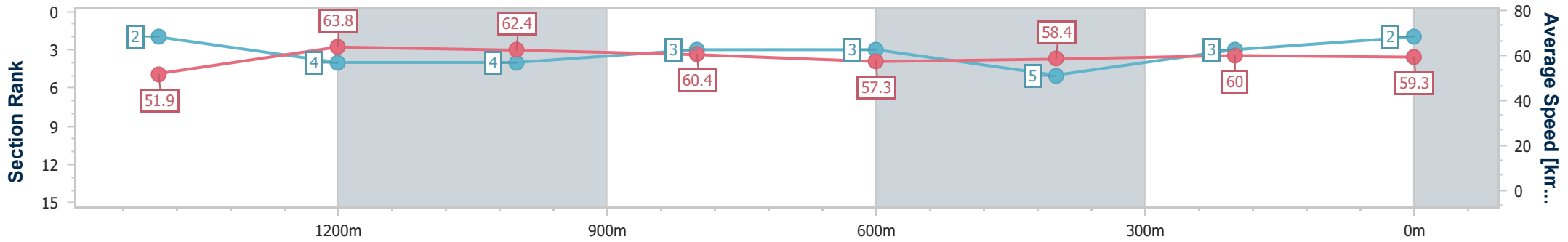
Race 5: MORT & CO BENCHMARK 60 Handicap - 1625m

21 December 2024 - 18:43



Track Rating: Good 3, Weather: Fine, Rail Position: +3m Entire

Section	Overall	1400m	1200m	1000m	800m	600m	400m	200m
Section Times	1:39.77 [2] (0:15.63)	1:24.14 [2] (0:11.38)	1:12.76 [4] (0:11.53)	1:01.23 [4] (0:12.03)	0:49.20 [3] (0:12.63)	0:36.57 [3] (0:12.42)	0:24.15 [5] (0:12.00)	0:12.15 [3] (0:12.15)
Average Speed [km/h]	51.9	63.8	62.4	60.4	57.3	58.4	60.0	59.3
Top Speed [km/h]	67.1	66.6	63.4	62.8	59.0	59.7	60.9	59.7
Avg. Dist. to Rail [m]	3.3	1.0	2.4	2.3	1.9	1.1	0.2	0.9
Avg. Stride Freq. [Hz]	2.2	2.3	2.2	2.2	2.1	2.2	2.2	2.2
Avg. Stride Length [m]	6.5	7.8	7.8	7.6	7.5	7.5	7.5	7.5



- [] Ranking at each section and finish
- .-.- No data available at this section
- NA No data available



Horse/Jockey Name	Ready And Lucky
Final Rank	3
Fastest Section Time (Section)	0:11.44 (1400m)
Top Speed [km/h] (Section)	69.2 (Overall)
Race State	Finished



Toowoomba QLD Professional

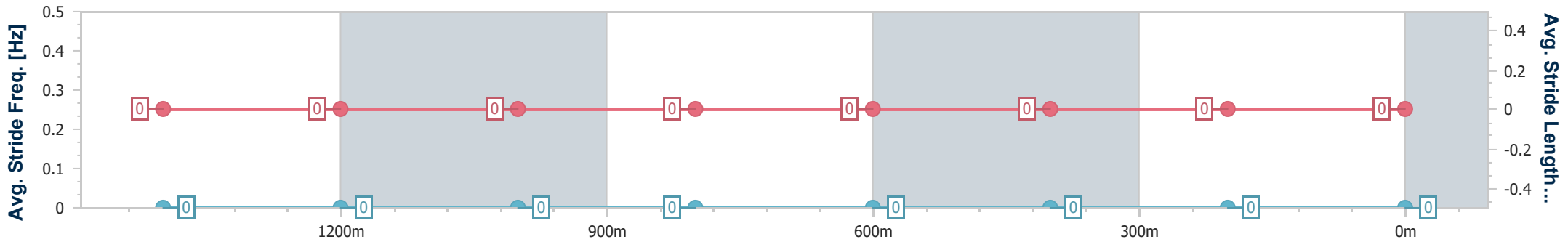
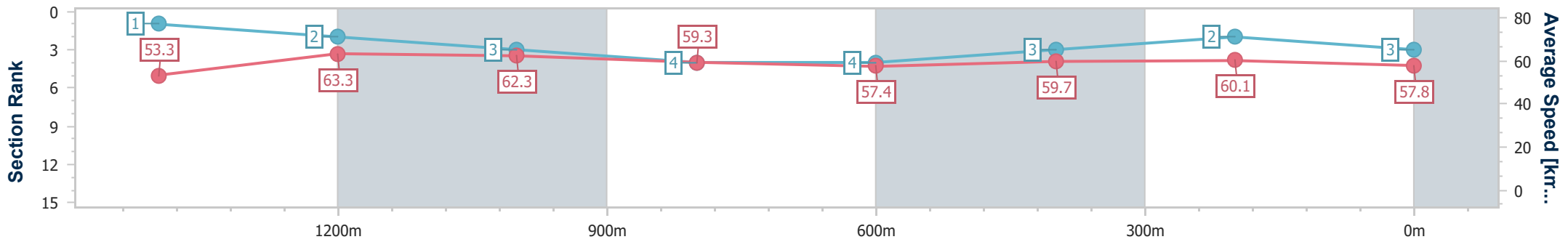
Race 5: MORT & CO BENCHMARK 60 Handicap - 1625m

21 December 2024 - 18:43



Track Rating: Good 3, Weather: Fine, Rail Position: +3m Entire

Section	Overall	1400m	1200m	1000m	800m	600m	400m	200m
Section Times	1:39.88 [3] (0:15.29)	1:24.59 [1] (0:11.44)	1:13.15 [2] (0:11.58)	1:01.57 [3] (0:12.27)	0:49.30 [4] (0:12.72)	0:36.58 [4] (0:12.14)	0:24.44 [3] (0:12.03)	0:12.41 [2] (0:12.41)
Average Speed [km/h]	53.3	63.3	62.3	59.3	57.4	59.7	60.1	57.8
Top Speed [km/h]	69.2	66.3	62.9	62.0	59.2	60.9	61.0	59.8
Avg. Dist. to Rail [m]	4.3	0.8	1.3	2.4	3.5	1.3	0.7	0.3
Avg. Stride Freq. [Hz]	--	--	--	--	--	--	--	--
Avg. Stride Length [m]	--	--	--	--	--	--	--	--



- [] Ranking at each section and finish
- No data available at this section
- NA No data available



Horse/Jockey Name	Jorum
Final Rank	4
Fastest Section Time (Section)	0:11.19 (1400m)
Top Speed [km/h] (Section)	68.0 (Overall)
Race State	Finished



Toowoomba QLD Professional

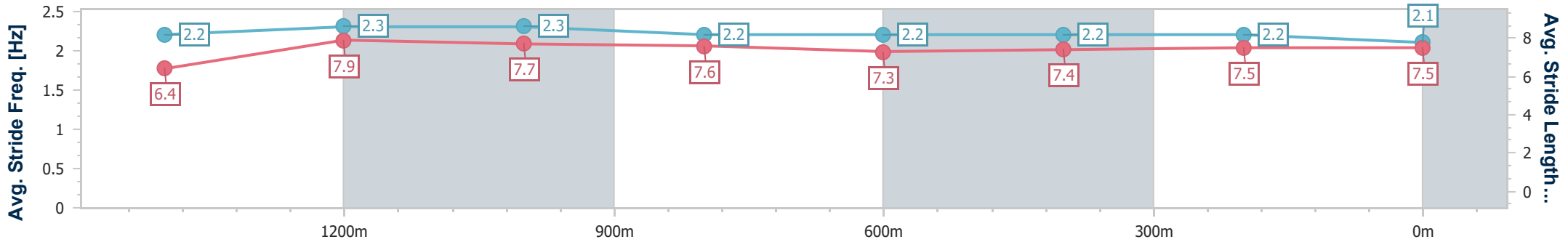
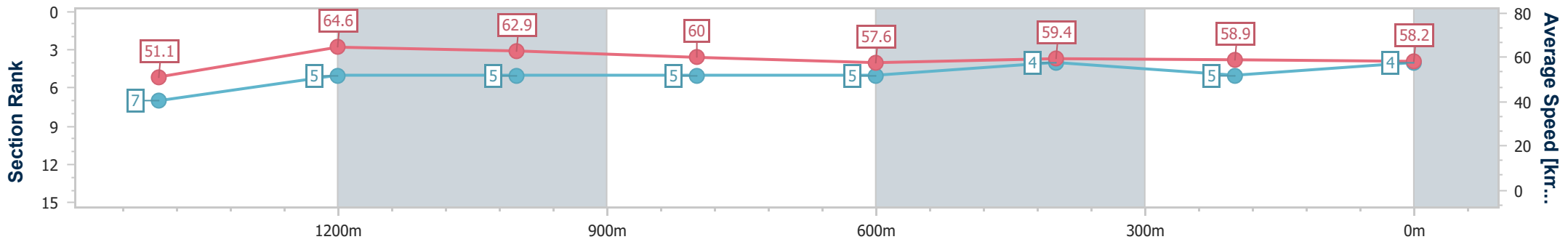
Race 5: MORT & CO BENCHMARK 60 Handicap - 1625m

21 December 2024 - 18:43



Track Rating: Good 3, Weather: Fine, Rail Position: +3m Entire

Section	Overall	1400m	1200m	1000m	800m	600m	400m	200m
Section Times	1:40.22 [4] (0:15.95)	1:24.27 [7] (0:11.19)	1:13.08 [5] (0:11.45)	1:01.63 [5] (0:12.11)	0:49.52 [5] (0:12.64)	0:36.88 [5] (0:12.25)	0:24.63 [4] (0:12.27)	0:12.36 [5] (0:12.36)
Average Speed [km/h]	51.1	64.6	62.9	60.0	57.6	59.4	58.9	58.2
Top Speed [km/h]	68.0	67.7	63.6	62.3	60.6	60.3	59.3	59.1
Avg. Dist. to Rail [m]	4.9	1.2	2.5	2.7	2.8	1.6	1.2	1.0
Avg. Stride Freq. [Hz]	2.2	2.3	2.3	2.2	2.2	2.2	2.2	2.1
Avg. Stride Length [m]	6.4	7.9	7.7	7.6	7.3	7.4	7.5	7.5



- [] Ranking at each section and finish
- .-.- No data available at this section
- NA No data available



Horse/Jockey Name	Archer's Game
Final Rank	5
Fastest Section Time (Section)	0:11.45 (1400m)
Top Speed [km/h] (Section)	66.4 (Overall)
Race State	Finished



Toowoomba QLD Professional

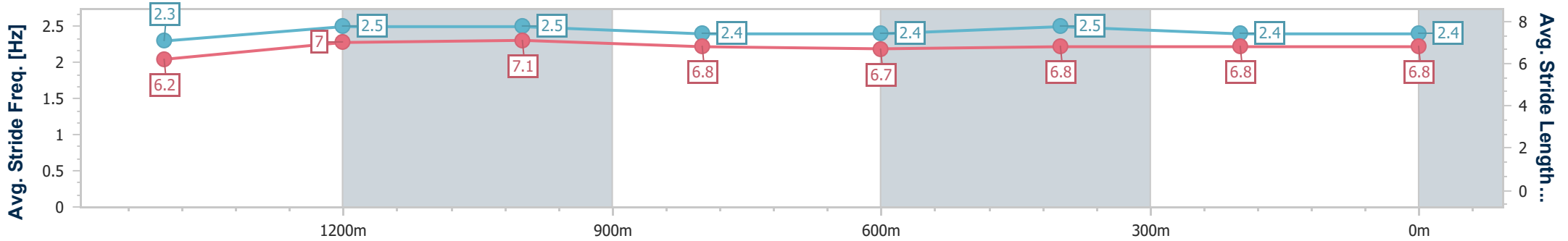
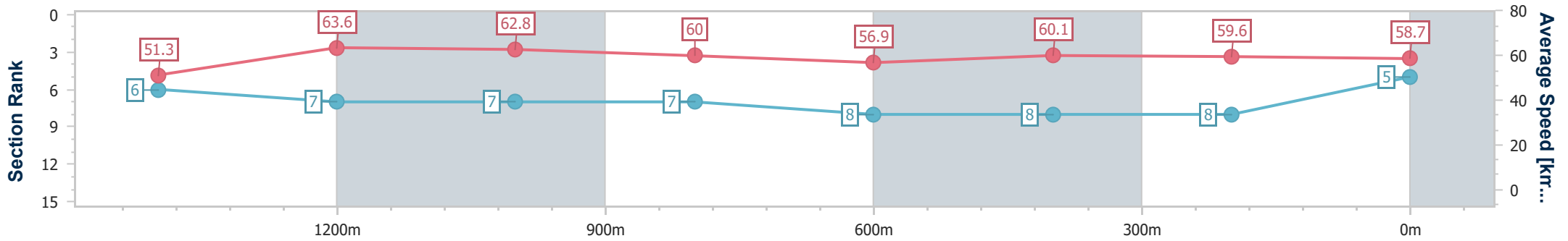
Race 5: MORT & CO BENCHMARK 60 Handicap - 1625m

21 December 2024 - 18:43



Track Rating: Good 3, Weather: Fine, Rail Position: +3m Entire

Section	Overall	1400m	1200m	1000m	800m	600m	400m	200m
Section Times	1:40.30 [5] (0:15.93)	1:24.37 [6] (0:11.45)	1:12.92 [7] (0:11.51)	1:01.41 [7] (0:12.08)	0:49.33 [7] (0:12.68)	0:36.65 [8] (0:12.21)	0:24.44 [8] (0:12.14)	0:12.30 [8] (0:12.30)
Average Speed [km/h]	51.3	63.6	62.8	60.0	56.9	60.1	59.6	58.7
Top Speed [km/h]	66.4	65.0	64.3	61.8	61.7	61.8	61.9	59.3
Avg. Dist. to Rail [m]	6.1	2.1	2.0	1.5	2.1	2.8	2.1	2.6
Avg. Stride Freq. [Hz]	2.3	2.5	2.5	2.4	2.4	2.5	2.4	2.4
Avg. Stride Length [m]	6.2	7.0	7.1	6.8	6.7	6.8	6.8	6.8



- [] Ranking at each section and finish
- .-.- No data available at this section
- NA No data available



Horse/Jockey Name	Motion Sensor
Final Rank	6
Fastest Section Time (Section)	0:11.32 (1400m)
Top Speed [km/h] (Section)	66.6 (Overall)
Race State	Finished



Toowoomba QLD Professional

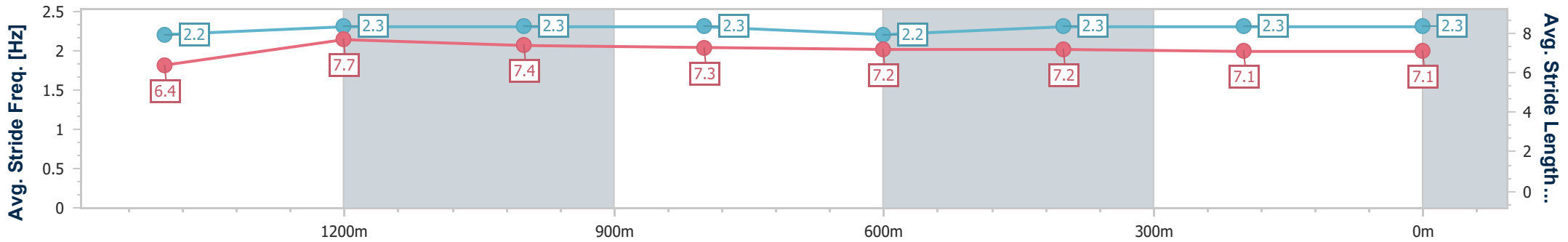
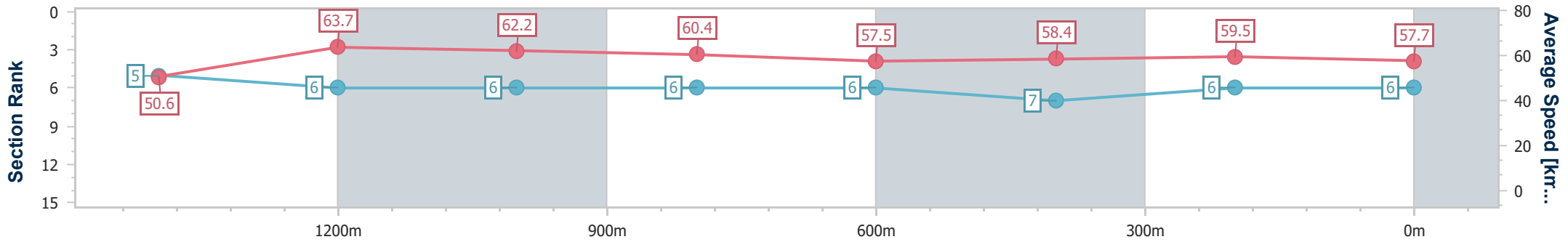
Race 5: MORT & CO BENCHMARK 60 Handicap - 1625m

21 December 2024 - 18:43



Track Rating: Good 3, Weather: Fine, Rail Position: +3m Entire

Section	Overall	1400m	1200m	1000m	800m	600m	400m	200m
Section Times	1:40.42 [6] (0:15.89)	1:24.53 [5] (0:11.32)	1:13.21 [6] (0:11.57)	1:01.64 [6] (0:12.00)	0:49.64 [6] (0:12.60)	0:37.04 [6] (0:12.43)	0:24.61 [7] (0:12.11)	0:12.50 [6] (0:12.50)
Average Speed [km/h]	50.6	63.7	62.2	60.4	57.5	58.4	59.5	57.7
Top Speed [km/h]	66.6	65.6	63.1	63.1	60.8	59.8	60.8	58.5
Avg. Dist. to Rail [m]	3.0	1.9	2.8	1.9	1.8	1.3	0.4	0.7
Avg. Stride Freq. [Hz]	2.2	2.3	2.3	2.3	2.2	2.3	2.3	2.3
Avg. Stride Length [m]	6.4	7.7	7.4	7.3	7.2	7.2	7.1	7.1



- [] Ranking at each section and finish
- .-.- No data available at this section
- NA No data available



Horse/Jockey Name	Moorabinda Mick
Final Rank	7
Fastest Section Time (Section)	0:10.93 (1400m)
Top Speed [km/h] (Section)	68.0 (Overall)
Race State	Finished



Toowoomba QLD Professional

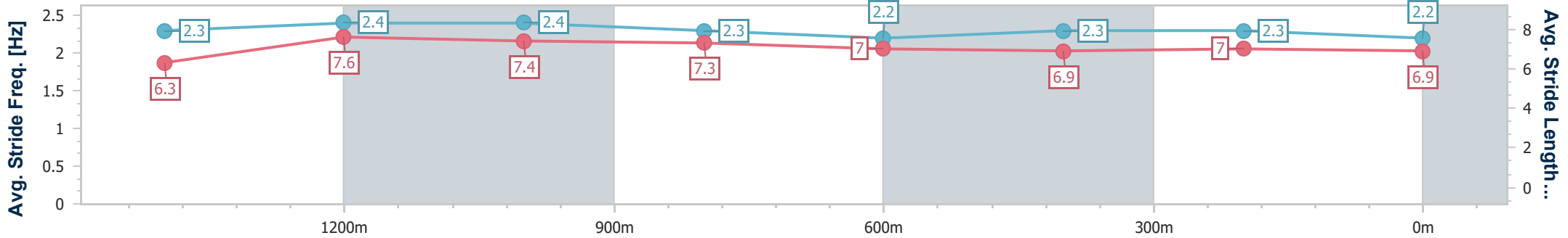
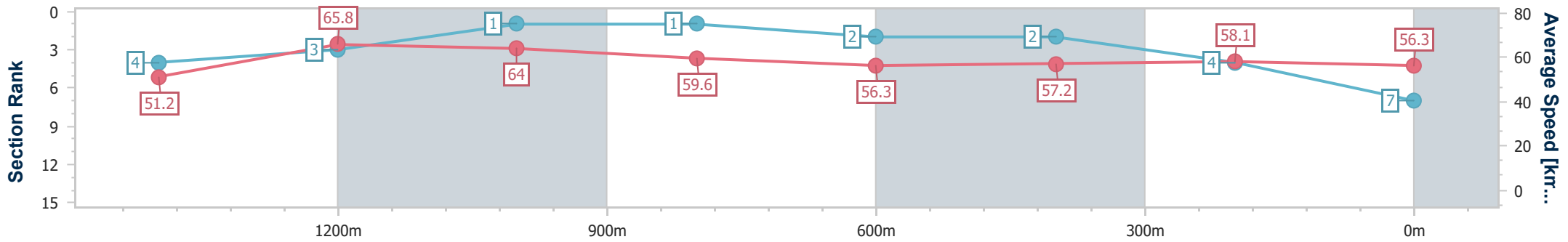
Race 5: MORT & CO BENCHMARK 60 Handicap - 1625m

21 December 2024 - 18:43



Track Rating: Good 3, Weather: Fine, Rail Position: +3m Entire

Section	Overall	1400m	1200m	1000m	800m	600m	400m	200m
Section Times	1:40.43 [7] (0:15.81)	1:24.62 [4] (0:10.93)	1:13.69 [3] (0:11.23)	1:02.46 [1] (0:12.09)	0:50.37 [1] (0:12.81)	0:37.56 [2] (0:12.53)	0:25.03 [2] (0:12.31)	0:12.72 [4] (0:12.72)
Average Speed [km/h]	51.2	65.8	64.0	59.6	56.3	57.2	58.1	56.3
Top Speed [km/h]	68.0	67.6	65.4	62.0	57.1	59.4	59.0	58.1
Avg. Dist. to Rail [m]	4.1	0.9	0.6	0.3	0.4	0.8	1.6	2.2
Avg. Stride Freq. [Hz]	2.3	2.4	2.4	2.3	2.2	2.3	2.3	2.2
Avg. Stride Length [m]	6.3	7.6	7.4	7.3	7.0	6.9	7.0	6.9



- [] Ranking at each section and finish
- .-.- No data available at this section
- NA No data available



Horse/Jockey Name	Zouwaler
Final Rank	8
Fastest Section Time (Section)	0:11.30 (1400m)
Top Speed [km/h] (Section)	67.1 (1400m)
Race State	Finished



Toowoomba QLD Professional

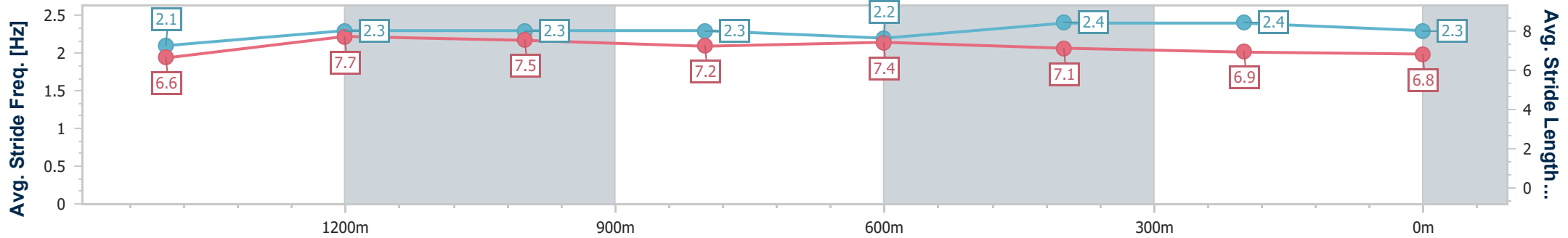
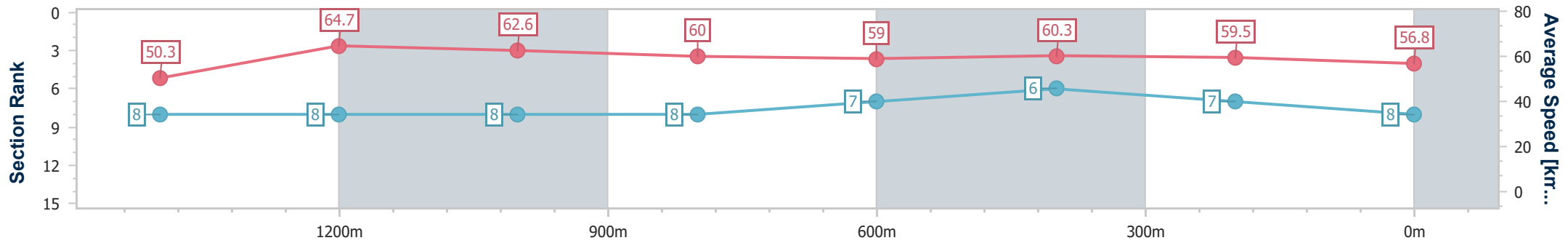
Race 5: MORT & CO BENCHMARK 60 Handicap - 1625m

21 December 2024 - 18:43



Track Rating: Good 3, Weather: Fine, Rail Position: +3m Entire

Section	Overall	1400m	1200m	1000m	800m	600m	400m	200m
Section Times	1:40.61 [8] (0:16.14)	1:24.47 [8] (0:11.30)	1:13.17 [8] (0:11.58)	1:01.59 [8] (0:12.15)	0:49.44 [8] (0:12.32)	0:37.12 [7] (0:12.16)	0:24.96 [6] (0:12.29)	0:12.67 [7]
Average Speed [km/h]	50.3	64.7	62.6	60.0	59.0	60.3	59.5	56.8
Top Speed [km/h]	66.2	67.1	63.5	61.4	61.9	61.4	60.3	59.0
Avg. Dist. to Rail [m]	3.8	3.1	3.5	3.1	3.2	3.5	4.3	4.1
Avg. Stride Freq. [Hz]	2.1	2.3	2.3	2.3	2.2	2.4	2.4	2.3
Avg. Stride Length [m]	6.6	7.7	7.5	7.2	7.4	7.1	6.9	6.8



- [] Ranking at each section and finish
- .-.- No data available at this section
- NA No data available



Horse/Jockey Name	Sunbeam Legend
Final Rank	9
Fastest Section Time (Section)	0:11.30 (1400m)
Top Speed [km/h] (Section)	66.2 (Overall)
Race State	Finished



Toowoomba QLD Professional

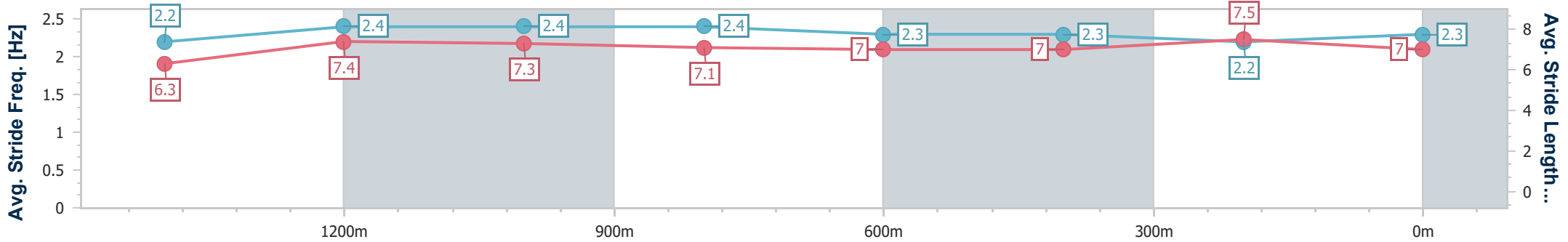
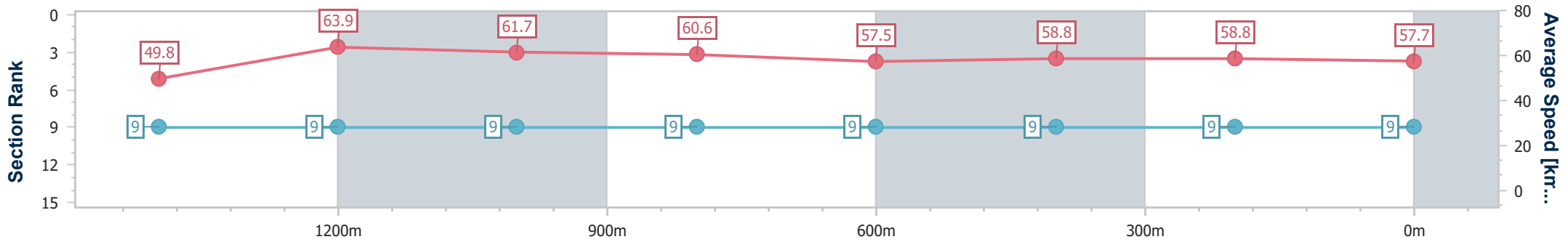
Race 5: MORT & CO BENCHMARK 60 Handicap - 1625m

21 December 2024 - 18:43



Track Rating: Good 3, Weather: Fine, Rail Position: +3m Entire

Section	Overall	1400m	1200m	1000m	800m	600m	400m	200m
Section Times	1:40.71 [9] (0:16.23)	1:24.48 [9] (0:11.30)	1:13.18 [9] (0:11.69)	1:01.49 [9] (0:11.95)	0:49.54 [9] (0:12.56)	0:36.98 [9] (0:12.30)	0:24.68 [9] (0:12.21)	0:12.47 [9] (0:12.47)
Average Speed [km/h]	49.8	63.9	61.7	60.6	57.5	58.8	58.8	57.7
Top Speed [km/h]	66.2	65.7	63.3	61.9	61.0	60.4	60.3	58.3
Avg. Dist. to Rail [m]	1.5	1.0	1.9	1.2	0.4	0.8	1.0	1.6
Avg. Stride Freq. [Hz]	2.2	2.4	2.4	2.4	2.3	2.3	2.2	2.3
Avg. Stride Length [m]	6.3	7.4	7.3	7.1	7.0	7.0	7.5	7.0



- [] Ranking at each section and finish
- .-.- No data available at this section
- NA No data available



Toowoomba QLD Professional

Race 6: FINNEY'S PROTECTIVE COATINGS Class 1 Handicap - 870m

21 December 2024 - 20:03



Track Rating: Good 3, Weather: Fine, Rail Position: +3m Entire

Section		Overall									Last 600m		
Field Times		0:50.74 (0:06.63)									0:33.64		
		800m			600m			400m			200m		
		0:44.11 (0:10.47)			0:33.64 (0:10.62)			0:23.02 (0:11.15)			0:11.87 (0:11.87)		
Rank	TAB	Horse/Jockey	Barrier	Top Speed [km/h]	Fastest Section	Overall	800m	600m	400m	200m	Margin	Last 600m	Distance Travelled [m]
1	7	KENTUCKY ROSE Madeleine Wishart	5	71.5 800m	0:06.89 Overall	0:50.74 [1] (0:06.89)	0:43.85 [6] (0:10.35)	0:33.50 [3] (0:10.71)	0:22.79 [3] (0:11.17)	0:11.62 [3] (0:11.62)	0:50.74	0:33.50	
2	5	TOUTE SWEET Justin Stanley	1	69.9 600m	0:06.63 Overall	0:50.91 [2] (0:06.63)	0:44.28 [1] (0:10.54)	0:33.74 [2] (0:10.76)	0:22.98 [2] (0:11.15)	0:11.83 [2] (0:11.83)	0.8L	0:33.74	-1
3	4	HER EXPENSE Luke Dempsey	6	71.3 800m	0:06.76 Overall	0:50.98 [3] (0:06.76)	0:44.22 [3] (0:10.34)	0:33.88 [1] (0:10.62)	0:23.26 [1] (0:11.15)	0:12.11 [1] (0:12.11)	1.1L	0:33.88	-1
4	1	JEROBI Karl Zechner	3	70.1 600m	0:06.85 Overall	0:51.11 [4] (0:06.85)	0:44.26 [5] (0:10.53)	0:33.73 [4] (0:10.77)	0:22.96 [4] (0:11.15)	0:11.81 [4] (0:11.81)	1.9L	0:33.73	+0
5	3	ALERTADO Rob Thorburn	2	68.1 800m	0:06.96 Overall	0:51.44 [5] (0:06.96)	0:44.48 [7] (0:10.93)	0:33.55 [7] (0:11.06)	0:22.49 [7] (0:11.02)	0:11.47 [7] (0:11.47)	3.7L	0:33.55	-1
6	2	SO BRIGHT Dylan Bennett	7	68.1 800m	0:06.64 Overall	0:51.52 [6] (0:06.64)	0:44.88 [2] (0:10.78)	0:34.10 [5] (0:11.07)	0:23.03 [5] (0:11.28)	0:11.75 [6] (0:11.75)	4.1L	0:34.10	+2
7	9	IDHANA Olivia Kendal	8	67.7 600m	0:06.85 Overall	0:51.56 [7] (0:06.85)	0:44.71 [4] (0:10.89)	0:33.82 [6] (0:10.79)	0:23.03 [6] (0:11.08)	0:11.95 [5] (0:11.95)	4.3L	0:33.82	+0
8	6	PRESS YES Les Tilley	4	67.9 800m	0:07.23 Overall	0:51.85 [8] (0:07.23)	0:44.62 [8] (0:10.83)	0:33.79 [8] (0:11.08)	0:22.71 [8] (0:11.00)	0:11.71 [8] (0:11.71)	5.8L	0:33.79	-1

Scratched: Sutherland (#8), Light Up The Dawn (#10), Legislate (#11)

[] Ranking at each section and finish
 -:-:- No data available at this section
 NA No data available

SCN Saddle cloth number
 DNF Did not finish
 DNT Did not track



Horse/Jockey Name	Kentucky Rose
Final Rank	1
Fastest Section Time (Section)	0:06.89 (Overall)
Top Speed [km/h] (Section)	71.5 (800m)
Race State	Finished



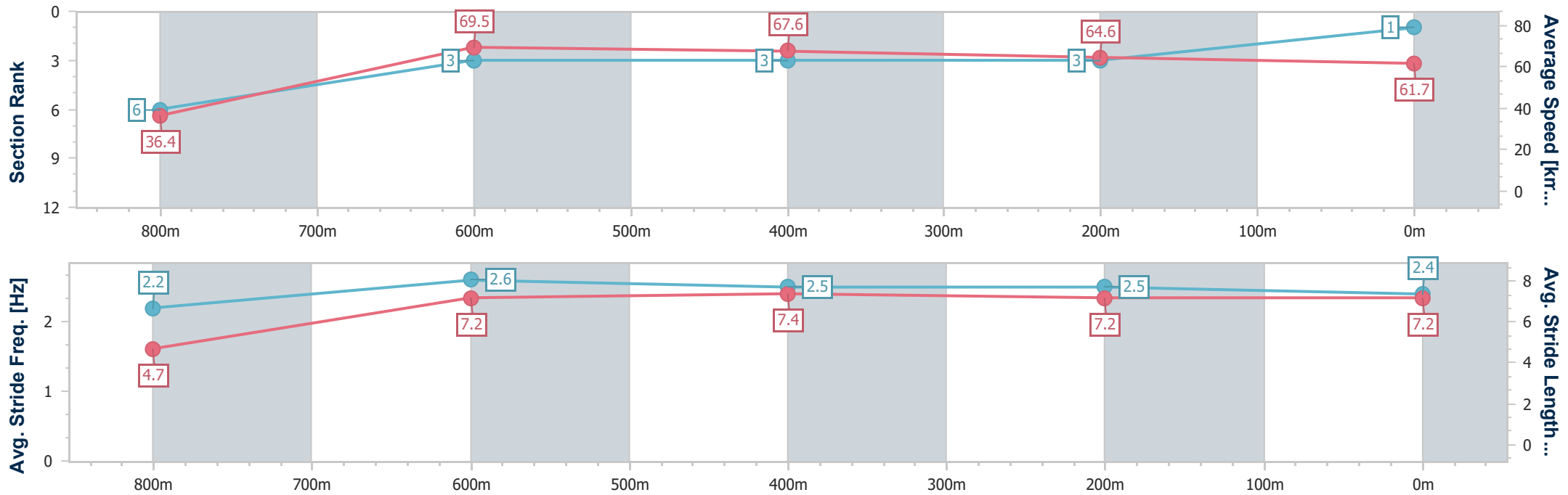
Toowoomba QLD Professional
Race 6: FINNEY'S PROTECTIVE COATINGS Class 1 Handicap - 870m



21 December 2024 - 20:03

Track Rating: Good 3, Weather: Fine, Rail Position: +3m Entire

Section	Overall	800m	600m	400m	200m
Section Times	0:50.74 [1] (0:06.89)	0:43.85 [6] (0:10.35)	0:33.50 [3] (0:10.71)	0:22.79 [3] (0:11.17)	0:11.62 [3] (0:11.62)
Average Speed [km/h]	36.4	69.5	67.6	64.6	61.7
Top Speed [km/h]	64.7	71.5	69.6	66.1	63.6
Avg. Dist. to Rail [m]	2.1	0.3	0.3	1.3	1.9
Avg. Stride Freq. [Hz]	2.2	2.6	2.5	2.5	2.4
Avg. Stride Length [m]	4.7	7.2	7.4	7.2	7.2



- [] Ranking at each section and finish
- .-.- No data available at this section
- NA No data available



Horse/Jockey Name	Toute Sweet
Final Rank	2
Fastest Section Time (Section)	0:06.63 (Overall)
Top Speed [km/h] (Section)	69.9 (600m)
Race State	Finished



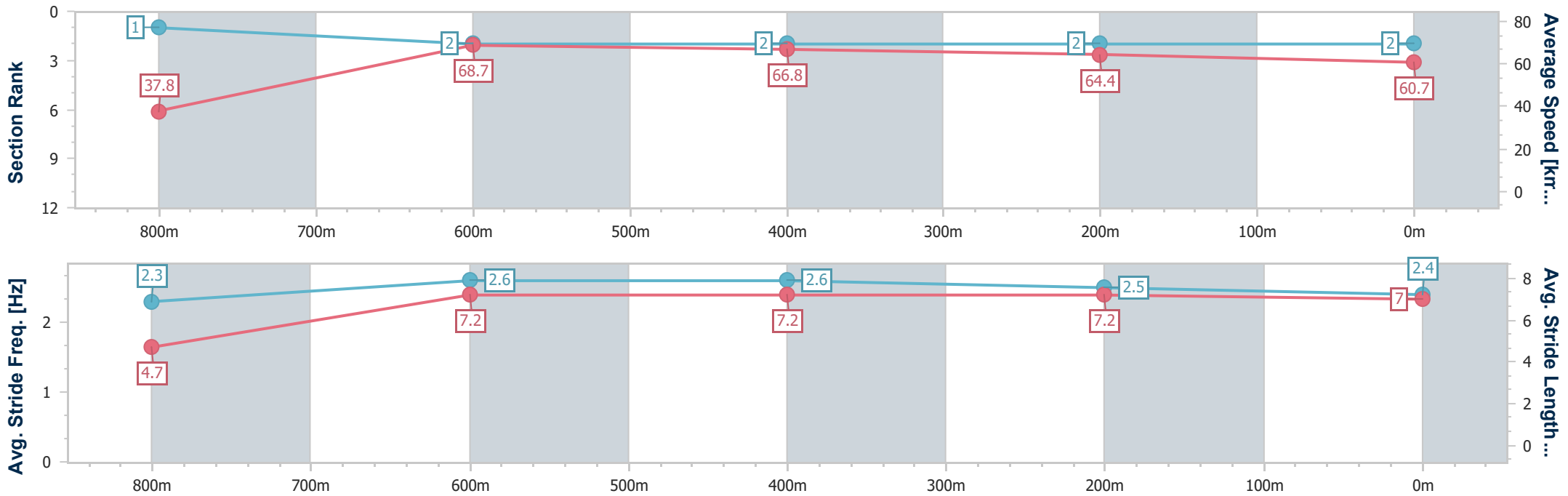
Toowoomba QLD Professional
Race 6: FINNEY'S PROTECTIVE COATINGS Class 1 Handicap - 870m



21 December 2024 - 20:03

Track Rating: Good 3, Weather: Fine, Rail Position: +3m Entire

Section	Overall	800m	600m	400m	200m
Section Times	0:50.91 [2] (0:06.63)	0:44.28 [1] (0:10.54)	0:33.74 [2] (0:10.76)	0:22.98 [2] (0:11.15)	0:11.83 [2] (0:11.83)
Average Speed [km/h]	37.8	68.7	66.8	64.4	60.7
Top Speed [km/h]	62.9	69.4	69.9	65.7	63.8
Avg. Dist. to Rail [m]	2.7	0.6	0.6	1.4	3.2
Avg. Stride Freq. [Hz]	2.3	2.6	2.6	2.5	2.4
Avg. Stride Length [m]	4.7	7.2	7.2	7.2	7.0



- [] Ranking at each section and finish
- .-.- No data available at this section
- NA No data available



Horse/Jockey Name	Her Expense
Final Rank	3
Fastest Section Time (Section)	0:06.76 (Overall)
Top Speed [km/h] (Section)	71.3 (800m)
Race State	Finished



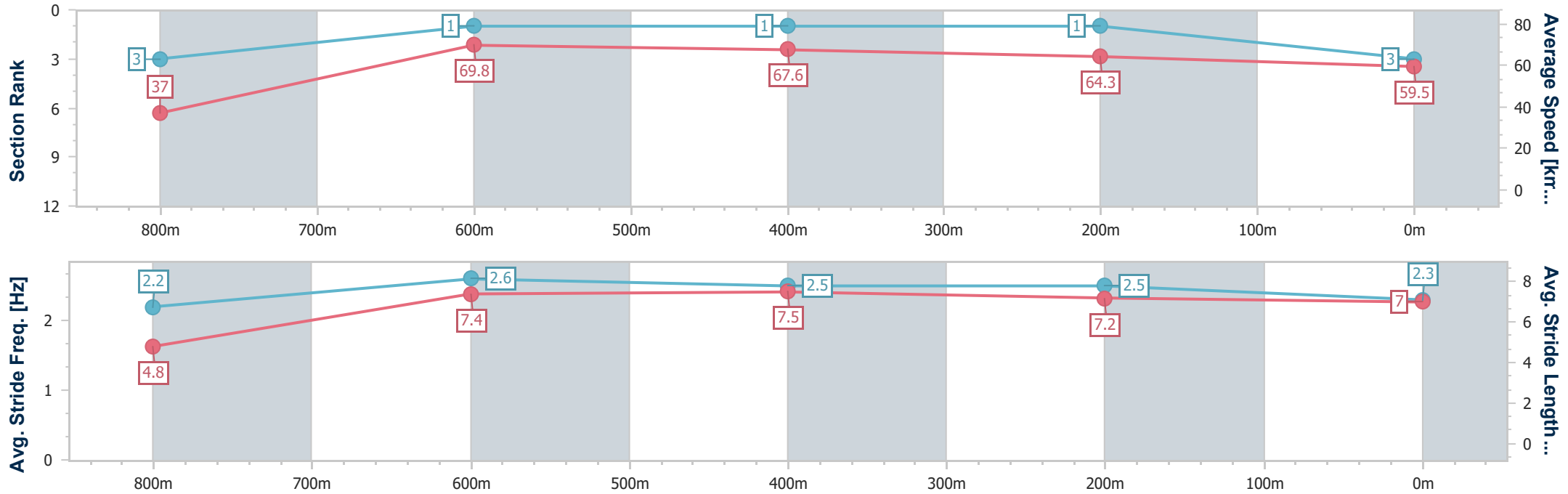
Toowoomba QLD Professional
Race 6: FINNEY'S PROTECTIVE COATINGS Class 1 Handicap - 870m



21 December 2024 - 20:03

Track Rating: Good 3, Weather: Fine, Rail Position: +3m Entire

Section	Overall	800m	600m	400m	200m
Section Times	0:50.98 [3] (0:06.76)	0:44.22 [3] (0:10.34)	0:33.88 [1] (0:10.62)	0:23.26 [1] (0:11.15)	0:12.11 [1] (0:12.11)
Average Speed [km/h]	37.0	69.8	67.6	64.3	59.5
Top Speed [km/h]	66.2	71.3	70.0	66.6	62.2
Avg. Dist. to Rail [m]	2.6	0.4	0.2	1.0	0.2
Avg. Stride Freq. [Hz]	2.2	2.6	2.5	2.5	2.3
Avg. Stride Length [m]	4.8	7.4	7.5	7.2	7.0



- [] Ranking at each section and finish
- .-.- No data available at this section
- NA No data available



Horse/Jockey Name	Jerobi
Final Rank	4
Fastest Section Time (Section)	0:06.85 (Overall)
Top Speed [km/h] (Section)	70.1 (600m)
Race State	Finished



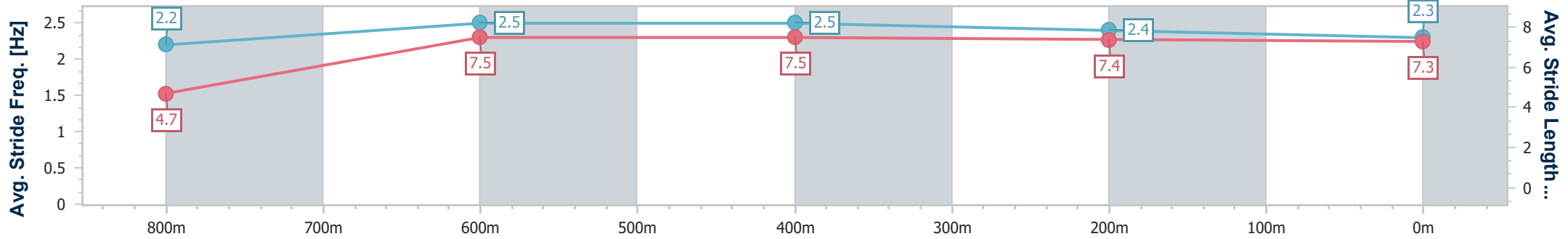
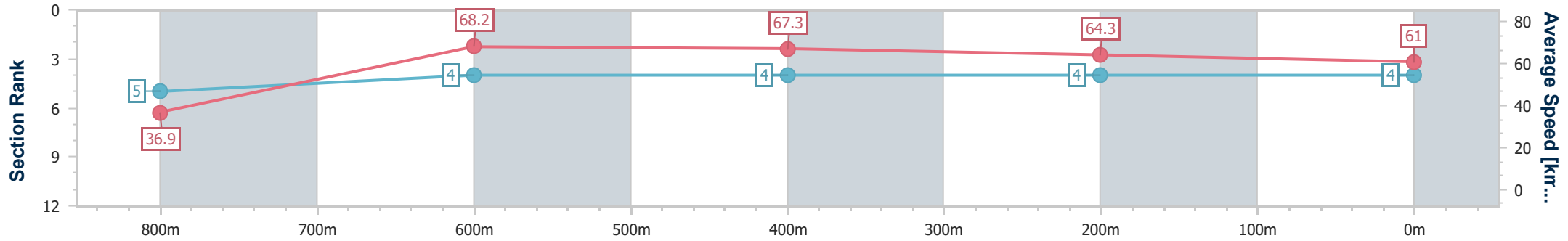
Toowoomba QLD Professional
Race 6: FINNEY'S PROTECTIVE COATINGS Class 1 Handicap - 870m



21 December 2024 - 20:03

Track Rating: Good 3, Weather: Fine, Rail Position: +3m Entire

Section	Overall	800m	600m	400m	200m
Section Times	0:51.11 [4] (0:06.85)	0:44.26 [5] (0:10.53)	0:33.73 [4] (0:10.77)	0:22.96 [4] (0:11.15)	0:11.81 [4] (0:11.81)
Average Speed [km/h]	36.9	68.2	67.3	64.3	61.0
Top Speed [km/h]	61.7	69.9	70.1	67.0	63.3
Avg. Dist. to Rail [m]	1.9	0.4	1.2	0.8	0.4
Avg. Stride Freq. [Hz]	2.2	2.5	2.5	2.4	2.3
Avg. Stride Length [m]	4.7	7.5	7.5	7.4	7.3



- [] Ranking at each section and finish
- .-.- No data available at this section
- NA No data available



Horse/Jockey Name	Alertado
Final Rank	5
Fastest Section Time (Section)	0:06.96 (Overall)
Top Speed [km/h] (Section)	68.1 (800m)
Race State	Finished



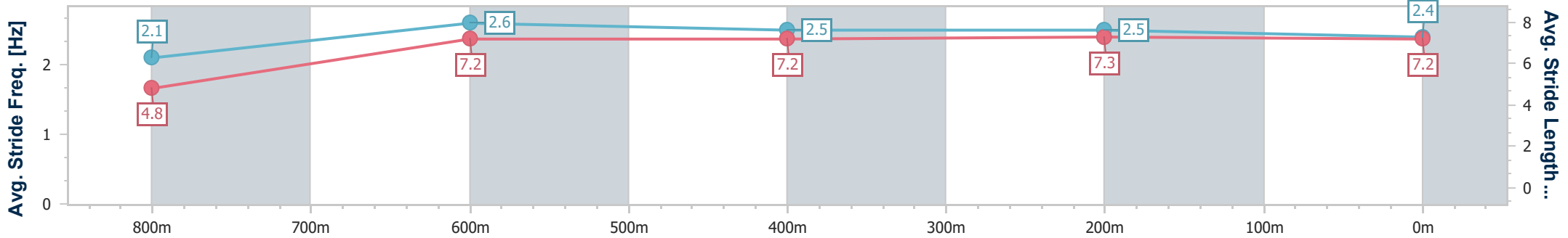
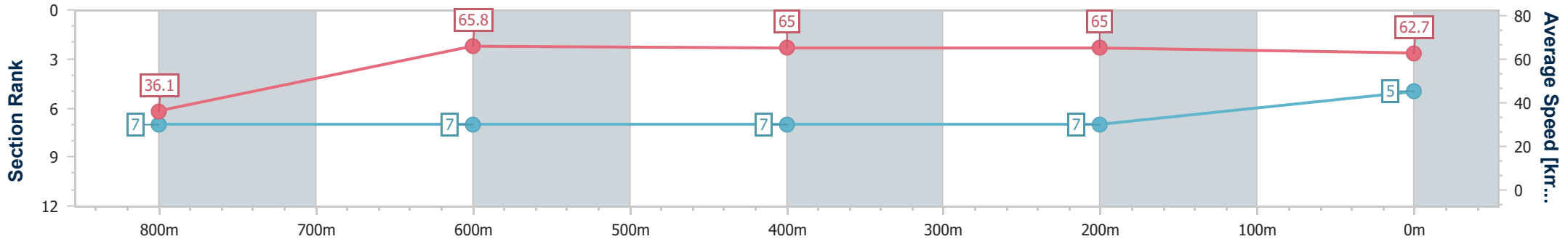
Toowoomba QLD Professional
Race 6: FINNEY'S PROTECTIVE COATINGS Class 1 Handicap - 870m



21 December 2024 - 20:03

Track Rating: Good 3, Weather: Fine, Rail Position: +3m Entire

Section	Overall	800m	600m	400m	200m
Section Times	0:51.44 [5] (0:06.96)	0:44.48 [7] (0:10.93)	0:33.55 [7] (0:11.06)	0:22.49 [7] (0:11.02)	0:11.47 [7] (0:11.47)
Average Speed [km/h]	36.1	65.8	65.0	65.0	62.7
Top Speed [km/h]	61.6	68.1	66.3	66.3	64.6
Avg. Dist. to Rail [m]	3.4	0.8	0.4	0.7	0.4
Avg. Stride Freq. [Hz]	2.1	2.6	2.5	2.5	2.4
Avg. Stride Length [m]	4.8	7.2	7.2	7.3	7.2



- [] Ranking at each section and finish
- .-.- No data available at this section
- NA No data available



Horse/Jockey Name	So Bright
Final Rank	6
Fastest Section Time (Section)	0:06.64 (Overall)
Top Speed [km/h] (Section)	68.1 (800m)
Race State	Finished



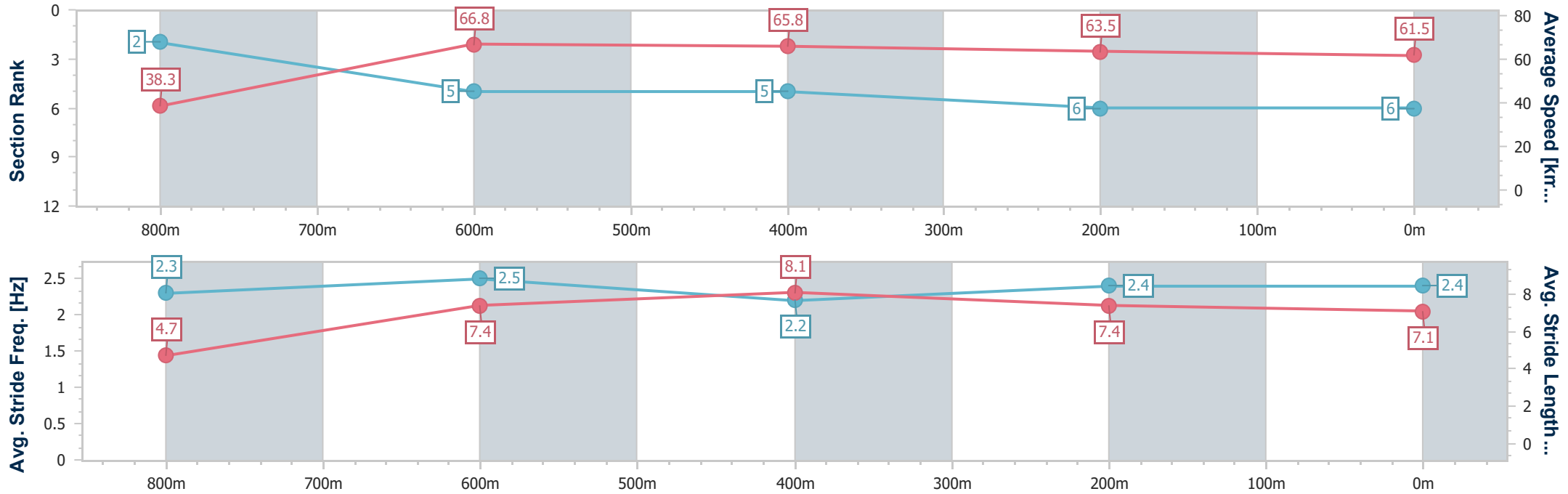
Toowoomba QLD Professional
Race 6: FINNEY'S PROTECTIVE COATINGS Class 1 Handicap - 870m



21 December 2024 - 20:03

Track Rating: Good 3, Weather: Fine, Rail Position: +3m Entire

Section	Overall	800m	600m	400m	200m
Section Times	0:51.52 [6] (0:06.64)	0:44.88 [2] (0:10.78)	0:34.10 [5] (0:11.07)	0:23.03 [5] (0:11.28)	0:11.75 [6] (0:11.75)
Average Speed [km/h]	38.3	66.8	65.8	63.5	61.5
Top Speed [km/h]	64.6	68.1	68.1	64.9	62.9
Avg. Dist. to Rail [m]	2.7	2.2	1.8	1.0	2.5
Avg. Stride Freq. [Hz]	2.3	2.5	2.2	2.4	2.4
Avg. Stride Length [m]	4.7	7.4	8.1	7.4	7.1



- [] Ranking at each section and finish
- .-.- No data available at this section
- NA No data available



Horse/Jockey Name	Idhana
Final Rank	7
Fastest Section Time (Section)	0:06.85 (Overall)
Top Speed [km/h] (Section)	67.7 (600m)
Race State	Finished



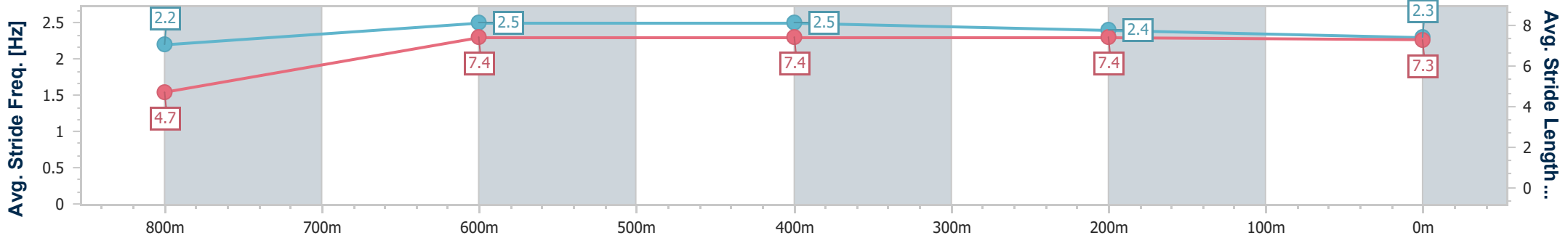
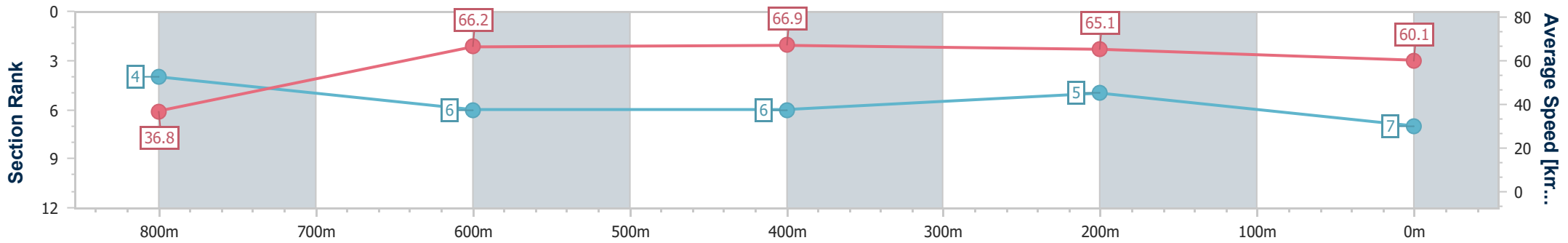
Toowoomba QLD Professional
Race 6: FINNEY'S PROTECTIVE COATINGS Class 1 Handicap - 870m



21 December 2024 - 20:03

Track Rating: Good 3, Weather: Fine, Rail Position: +3m Entire

Section	Overall	800m	600m	400m	200m
Section Times	0:51.56 [7] (0:06.85)	0:44.71 [4] (0:10.89)	0:33.82 [6] (0:10.79)	0:23.03 [6] (0:11.08)	0:11.95 [5] (0:11.95)
Average Speed [km/h]	36.8	66.2	66.9	65.1	60.1
Top Speed [km/h]	64.0	67.3	67.7	67.5	62.3
Avg. Dist. to Rail [m]	4.1	1.3	0.5	1.0	1.9
Avg. Stride Freq. [Hz]	2.2	2.5	2.5	2.4	2.3
Avg. Stride Length [m]	4.7	7.4	7.4	7.4	7.3



- [] Ranking at each section and finish
- .-.- No data available at this section
- NA No data available



Horse/Jockey Name	Press Yes
Final Rank	8
Fastest Section Time (Section)	0:07.23 (Overall)
Top Speed [km/h] (Section)	67.9 (800m)
Race State	Finished



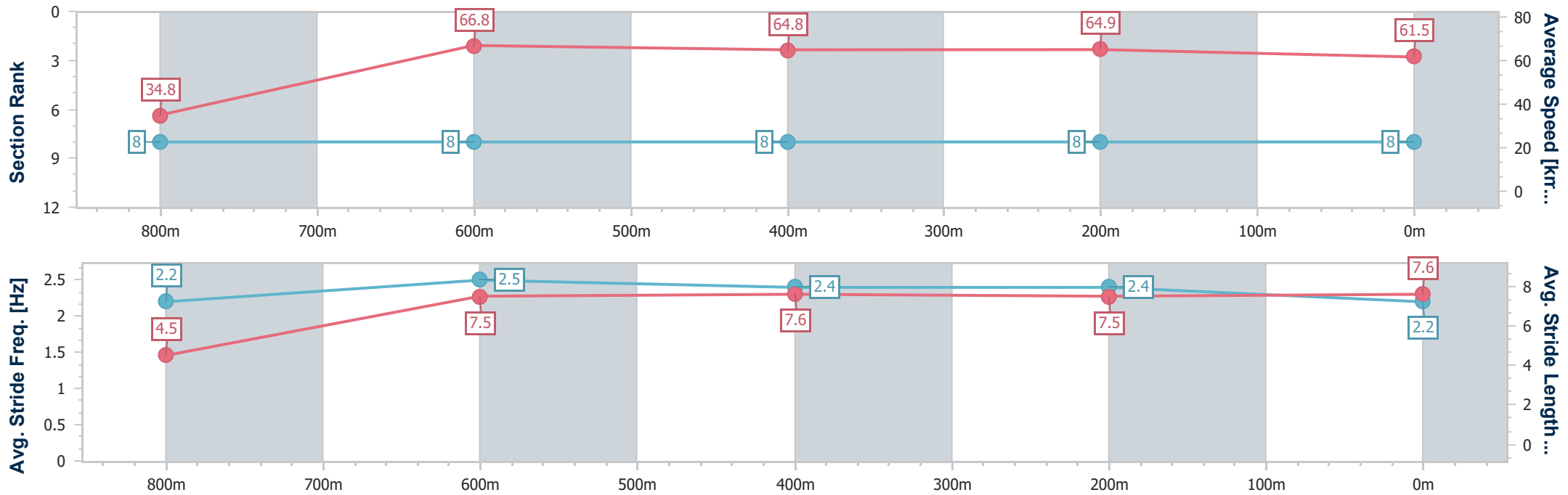
Toowoomba QLD Professional
Race 6: FINNEY'S PROTECTIVE COATINGS Class 1 Handicap - 870m



21 December 2024 - 20:03

Track Rating: Good 3, Weather: Fine, Rail Position: +3m Entire

Section	Overall	800m	600m	400m	200m
Section Times	0:51.85 [8] (0:07.23)	0:44.62 [8] (0:10.83)	0:33.79 [8] (0:11.08)	0:22.71 [8] (0:11.00)	0:11.71 [8] (0:11.71)
Average Speed [km/h]	34.8	66.8	64.8	64.9	61.5
Top Speed [km/h]	61.7	67.9	66.2	65.8	64.1
Avg. Dist. to Rail [m]	3.5	1.5	0.7	2.0	2.7
Avg. Stride Freq. [Hz]	2.2	2.5	2.4	2.4	2.2
Avg. Stride Length [m]	4.5	7.5	7.6	7.5	7.6



- [] Ranking at each section and finish
- .-.- No data available at this section
- NA No data available



Toowoomba QLD Professional

Race 7: BARRIER REEF POOLS Maiden Plate - 2000m

21 December 2024 - 20:33



Track Rating: Good 3, Weather: Fine, Rail Position: +3m Entire

Section		Overall	1800m	1600m	1400m	1200m	1000m	800m	Last 600m				
Field Times		2:06.65 (0:15.35)	1:51.30 (0:11.54)	1:39.76 (0:11.98)	1:27.78 (0:12.29)	1:15.49 (0:11.76)	1:03.73 (0:12.52)	0:51.21 (0:12.59)	0:38.62				
Rank	TAB Horse/Jockey	Barrier	Top Speed [km/h]	Fastest Section									Distance Travelled [m]
1	8 APFEL Luke Dempsey	4	62.9 Overall	0:12.00 1600m	2:06.65 [1] (0:15.64)	1:51.01 [4] (0:12.35)	1:38.66 [7] (0:12.00)	1:26.66 [7] (0:12.07)	1:14.59 [7] (0:12.27)	1:02.32 [7] (0:12.37)	0:49.95 [7] (0:12.43)	0:37.52	
2	2 RODEO LEGEND Chelsea Baker	5	62.5 1600m	0:12.00 1600m	2:07.43 [2] (0:16.09)	1:51.34 [8] (0:12.01)	1:39.33 [8] (0:12.00)	1:27.33 [8] (0:12.25)	1:15.08 [8] (0:12.32)	1:02.76 [8] (0:12.18)	0:50.58 [8] (0:12.74)	0:37.84	-7
3	10 THUNDER SHANGHAI Madeleine Wishart	8	63.3 1800m	0:11.55 1800m	2:07.52 [3] (0:15.35)	1:52.17 [1] (0:11.55)	1:40.62 [2] (0:12.02)	1:28.60 [2] (0:12.37)	1:16.23 [2] (0:11.96)	1:04.27 [2] (0:12.39)	0:51.88 [2] (0:12.59)	0:39.29	-9
4	1 BLOOD RED Justin Stanley	3	62.0 1600m	0:11.81 1800m	2:07.53 [4] (0:15.83)	1:51.70 [7] (0:11.81)	1:39.89 [6] (0:11.84)	1:28.05 [6] (0:12.45)	1:15.60 [6] (0:12.13)	1:03.47 [6] (0:12.39)	0:51.08 [6] (0:12.42)	0:38.66	+3
5	9 CUT DIAMONDS Karl Zechner	2	64.6 1200m	0:11.61 1200m	2:08.66 [5] (0:15.43)	1:53.23 [3] (0:11.75)	1:41.48 [3] (0:12.04)	1:29.44 [3] (0:12.09)	1:17.35 [3] (0:11.61)	1:05.74 [1] (0:12.52)	0:53.22 [1] (0:12.59)	0:40.63	-12
6	5 CONCADOR Anthony Allen	6	63.2 1800m	0:11.75 1800m	2:09.18 [6] (0:15.64)	1:53.54 [5] (0:11.75)	1:41.79 [4] (0:11.87)	1:29.92 [4] (0:12.39)	1:17.53 [4] (0:12.15)	1:05.38 [4] (0:12.41)	0:52.97 [4] (0:12.62)	0:40.35	-4
7	3 SERAPUS Montanna Savva	7	63.3 Overall	0:11.52 1800m	2:10.78 [7] (0:15.37)	1:55.41 [2] (0:11.52)	1:43.89 [1] (0:11.98)	1:31.91 [1] (0:12.29)	1:19.62 [1] (0:12.13)	1:07.49 [3] (0:12.64)	0:54.85 [3] (0:12.77)	0:42.08	-14
8	4 WITNESS DIS Les Tilley	1	62.3 1800m	0:11.71 1800m	2:12.54 [8] (0:15.80)	1:56.74 [6] (0:11.71)	1:45.03 [5] (0:11.96)	1:33.07 [5] (0:12.23)	1:20.84 [5] (0:12.14)	1:08.70 [5] (0:12.39)	0:56.31 [5] (0:12.49)	0:43.82	-8

Scratched: Livin'dadream (#6), Love 'N' Games (#7)

[] Ranking at each section and finish
 -:-:- No data available at this section
 NA No data available

SCN Saddle cloth number
 DNF Did not finish
 DNT Did not track



Toowoomba QLD Professional

Race 7: BARRIER REEF POOLS Maiden Plate - 2000m

21 December 2024 - 20:33



Track Rating: Good 3, Weather: Fine, Rail Position: +3m Entire

Section				600m	400m	200m			Last 600m		
Field Times				0:38.62 (0:12.85)	0:25.77 (0:13.23)	0:12.54 (0:12.54)			0:38.62		
Rank	TAB	Horse/Jockey	Barrier	Top Speed [km/h]	Fastest Section	Margin			Distance Travelled [m]		
1	8	APFEL Luke Dempsey	4	62.9 Overall	0:12.00 1600m	0:37.52 [7] (0:12.23)	0:25.29 [3] (0:12.75)	0:12.54 [1] (0:12.54)	2:06.65	0:37.52	
2	2	RODEO LEGEND Chelsea Baker	5	62.5 1600m	0:12.00 1600m	0:37.84 [8] (0:12.53)	0:25.31 [8] (0:12.66)	0:12.65 [5] (0:12.65)	4.5L	0:37.84	-7
3	10	THUNDER SHANGHAI Madeleine Wishart	8	63.3 1800m	0:11.55 1800m	0:39.29 [2] (0:12.65)	0:26.64 [1] (0:13.25)	0:13.39 [2] (0:13.39)	5L	0:39.29	-9
4	1	BLOOD RED Justin Stanley	3	62.0 1600m	0:11.81 1800m	0:38.66 [6] (0:12.56)	0:26.10 [4] (0:12.99)	0:13.11 [4] (0:13.11)	5.1L	0:38.66	+3
5	9	CUT DIAMONDS Karl Zechner	2	64.6 1200m	0:11.61 1200m	0:40.63 [1] (0:12.88)	0:27.75 [2] (0:13.44)	0:14.31 [3] (0:14.31)	11.6L	0:40.63	-12
6	5	CONCADOR Anthony Allen	6	63.2 1800m	0:11.75 1800m	0:40.35 [5] (0:12.84)	0:27.51 [7] (0:13.50)	0:14.01 [6] (0:14.01)	14.6L	0:40.35	-4
7	3	SERAPUS Montanna Savva	7	63.3 Overall	0:11.52 1800m	0:42.08 [3] (0:12.75)	0:29.33 [5] (0:13.86)	0:15.47 [7] (0:15.47)	23.9L	0:42.08	-14
8	4	WITNESS DIS Les Tilley	1	62.3 1800m	0:11.71 1800m	0:43.82 [4] (0:12.85)	0:30.97 [6] (0:14.14)	0:16.83 [8] (0:16.83)	34.2L	0:43.82	-8

Scratched: Livin'dadream (#6), Love 'N' Games (#7)

[] Ranking at each section and finish
 -:-:- No data available at this section
 NA No data available

SCN Saddle cloth number
 DNF Did not finish
 DNT Did not track



Horse/Jockey Name	Apfel
Final Rank	1
Fastest Section Time (Section)	0:12.00 (1600m)
Top Speed [km/h] (Section)	62.9 (Overall)
Race State	Finished



Toowoomba QLD Professional

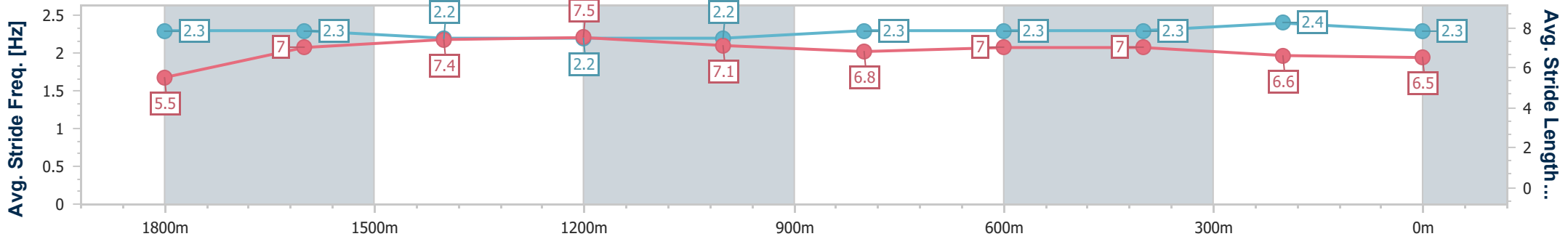
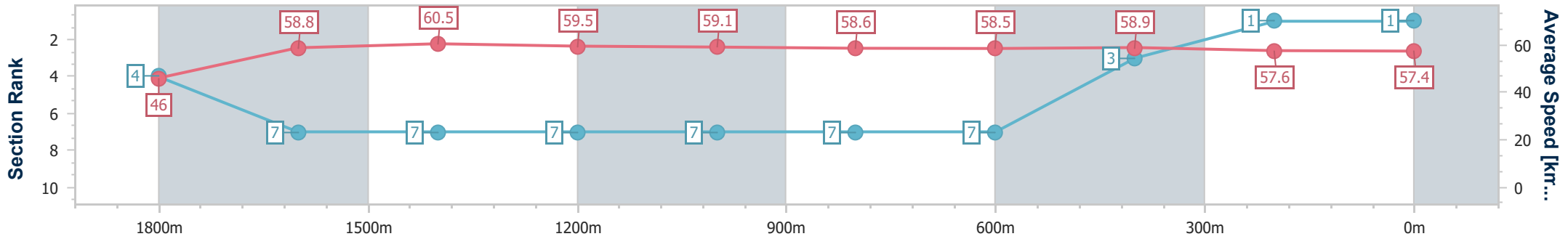
Race 7: BARRIER REEF POOLS Maiden Plate - 2000m

21 December 2024 - 20:33



Track Rating: Good 3, Weather: Fine, Rail Position: +3m Entire

Section	Overall	1800m	1600m	1400m	1200m	1000m	800m	600m	400m	200m
Section Times	2:06.65 [1] (0:15.64)	1:51.01 [4] (0:12.35)	1:38.66 [7] (0:12.00)	1:26.66 [7] (0:12.07)	1:14.59 [7] (0:12.27)	1:02.32 [7] (0:12.37)	0:49.95 [7] (0:12.43)	0:37.52 [7] (0:12.23)	0:25.29 [3] (0:12.75)	0:12.54 [1] (0:12.54)
Average Speed [km/h]	46.0	58.8	60.5	59.5	59.1	58.6	58.5	58.9	57.6	57.4
Top Speed [km/h]	62.9	60.7	62.5	61.9	60.4	61.9	61.5	60.3	60.5	59.5
Avg. Dist. to Rail [m]	4.5	1.8	1.1	0.4	2.3	2.6	2.3	0.8	5.8	6.9
Avg. Stride Freq. [Hz]	2.3	2.3	2.2	2.2	2.2	2.3	2.3	2.3	2.4	2.3
Avg. Stride Length [m]	5.5	7.0	7.4	7.5	7.1	6.8	7.0	7.0	6.6	6.5



- [] Ranking at each section and finish
- .-.- No data available at this section
- NA No data available



Horse/Jockey Name	Rodeo Legend
Final Rank	2
Fastest Section Time (Section)	0:12.00 (1600m)
Top Speed [km/h] (Section)	62.5 (1600m)
Race State	Finished



Toowoomba QLD Professional

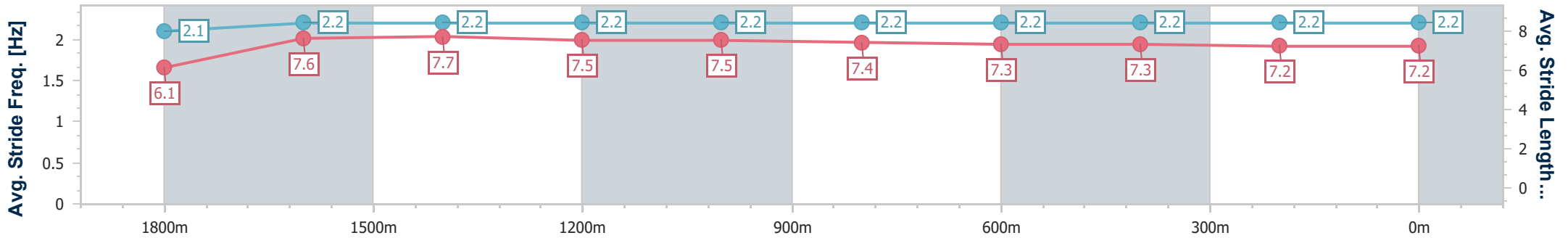
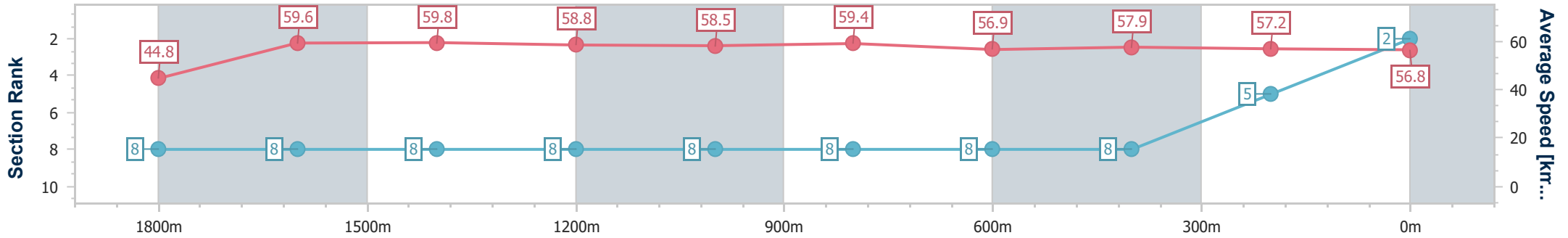
Race 7: BARRIER REEF POOLS Maiden Plate - 2000m

21 December 2024 - 20:33



Track Rating: Good 3, Weather: Fine, Rail Position: +3m Entire

Section	Overall	1800m	1600m	1400m	1200m	1000m	800m	600m	400m	200m
Section Times	2:07.43 [2] (0:16.09)	1:51.34 [8] (0:12.01)	1:39.33 [8] (0:12.00)	1:27.33 [8] (0:12.25)	1:15.08 [8] (0:12.32)	1:02.76 [8] (0:12.18)	0:50.58 [8] (0:12.74)	0:37.84 [8] (0:12.53)	0:25.31 [8] (0:12.66)	0:12.65 [5] (0:12.65)
Average Speed [km/h]	44.8	59.6	59.8	58.8	58.5	59.4	56.9	57.9	57.2	56.8
Top Speed [km/h]	60.3	61.4	62.5	61.1	59.8	60.6	58.6	58.9	58.1	57.9
Avg. Dist. to Rail [m]	4.0	1.2	1.2	0.8	1.9	2.0	1.6	1.5	1.9	2.5
Avg. Stride Freq. [Hz]	2.1	2.2	2.2	2.2	2.2	2.2	2.2	2.2	2.2	2.2
Avg. Stride Length [m]	6.1	7.6	7.7	7.5	7.5	7.4	7.3	7.3	7.2	7.2



- [] Ranking at each section and finish
- .-.- No data available at this section
- NA No data available



Horse/Jockey Name	Thunder Shanghai
Final Rank	3
Fastest Section Time (Section)	0:11.55 (1800m)
Top Speed [km/h] (Section)	63.3 (1800m)
Race State	Finished



Toowoomba QLD Professional

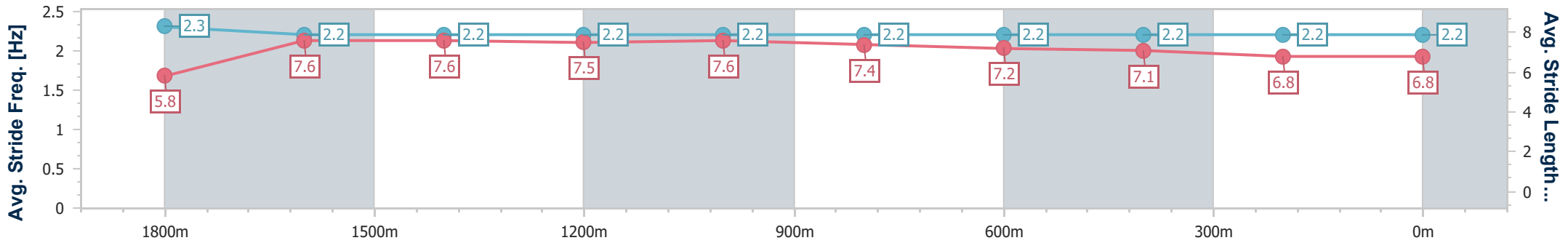
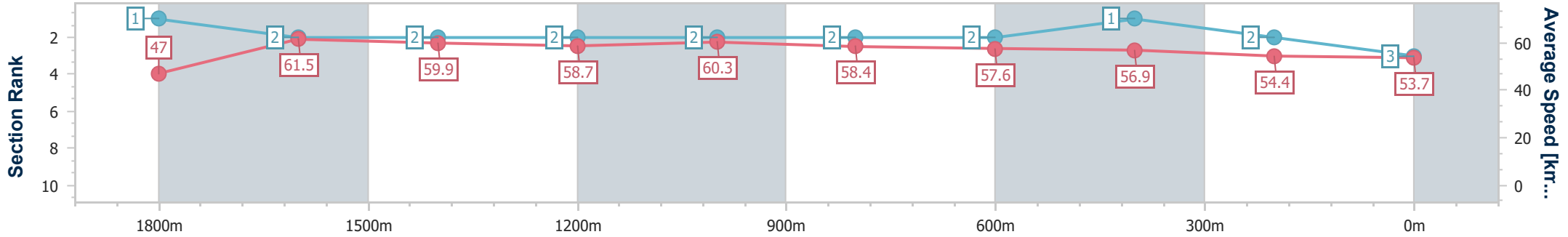
Race 7: BARRIER REEF POOLS Maiden Plate - 2000m

21 December 2024 - 20:33



Track Rating: Good 3, Weather: Fine, Rail Position: +3m Entire

Section	Overall	1800m	1600m	1400m	1200m	1000m	800m	600m	400m	200m
Section Times	2:07.52 [3] (0:15.35)	1:52.17 [1] (0:11.55)	1:40.62 [2] (0:12.02)	1:28.60 [2] (0:12.37)	1:16.23 [2] (0:11.96)	1:04.27 [2] (0:12.39)	0:51.88 [2] (0:12.59)	0:39.29 [2] (0:12.65)	0:26.64 [1] (0:13.25)	0:13.39 [2] (0:13.39)
Average Speed [km/h]	47.0	61.5	59.9	58.7	60.3	58.4	57.6	56.9	54.4	53.7
Top Speed [km/h]	63.0	63.3	61.1	61.1	62.8	59.9	59.5	59.5	56.1	54.8
Avg. Dist. to Rail [m]	3.9	3.0	0.4	1.5	2.4	1.3	2.0	0.5	1.1	2.1
Avg. Stride Freq. [Hz]	2.3	2.2	2.2	2.2	2.2	2.2	2.2	2.2	2.2	2.2
Avg. Stride Length [m]	5.8	7.6	7.6	7.5	7.6	7.4	7.2	7.1	6.8	6.8



- [] Ranking at each section and finish
- .-.- No data available at this section
- NA No data available



Horse/Jockey Name	Blood Red
Final Rank	4
Fastest Section Time (Section)	0:11.81 (1800m)
Top Speed [km/h] (Section)	62.0 (1600m)
Race State	Finished



Toowoomba QLD Professional

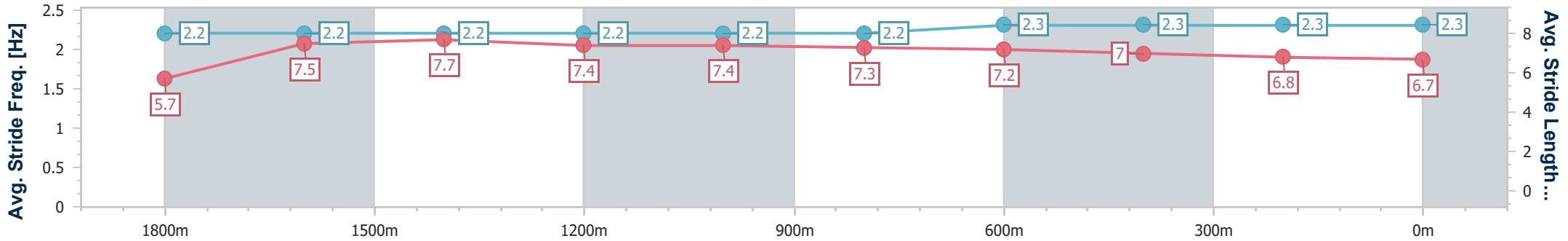
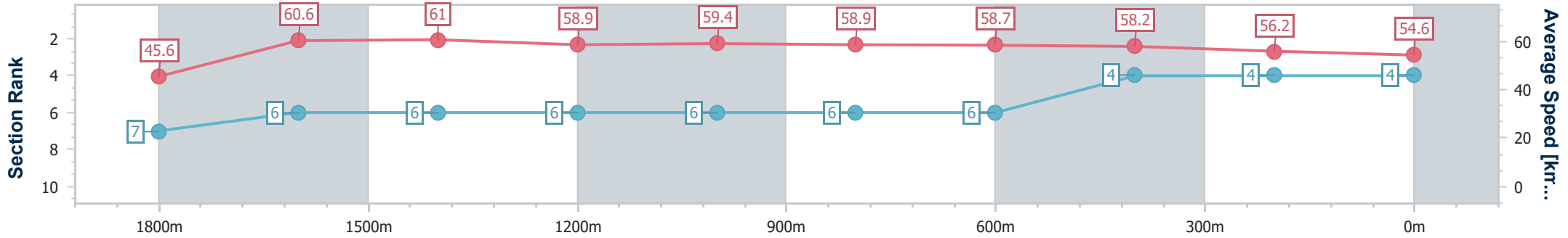
Race 7: BARRIER REEF POOLS Maiden Plate - 2000m

21 December 2024 - 20:33

Track Rating: Good 3, Weather: Fine, Rail Position: +3m Entire



Section	Overall	1800m	1600m	1400m	1200m	1000m	800m	600m	400m	200m
Section Times	2:07.53 [4] (0:15.83)	1:51.70 [7] (0:11.81)	1:39.89 [6] (0:11.84)	1:28.05 [6] (0:12.45)	1:15.60 [6] (0:12.13)	1:03.47 [6] (0:12.39)	0:51.08 [6] (0:12.42)	0:38.66 [6] (0:12.56)	0:26.10 [4] (0:12.99)	0:13.11 [4] (0:13.11)
Average Speed [km/h]	45.6	60.6	61.0	58.9	59.4	58.9	58.7	58.2	56.2	54.6
Top Speed [km/h]	60.7	61.7	62.0	60.8	60.2	59.9	59.6	59.6	57.0	55.4
Avg. Dist. to Rail [m]	2.3	0.8	1.1	3.3	3.6	3.5	3.4	3.3	2.7	2.7
Avg. Stride Freq. [Hz]	2.2	2.2	2.2	2.2	2.2	2.2	2.3	2.3	2.3	2.3
Avg. Stride Length [m]	5.7	7.5	7.7	7.4	7.4	7.3	7.2	7.0	6.8	6.7



- [] Ranking at each section and finish
- .-.- No data available at this section
- NA No data available



Horse/Jockey Name	Cut Diamonds
Final Rank	5
Fastest Section Time (Section)	0:11.61 (1200m)
Top Speed [km/h] (Section)	64.6 (1200m)
Race State	Finished



Toowoomba QLD Professional

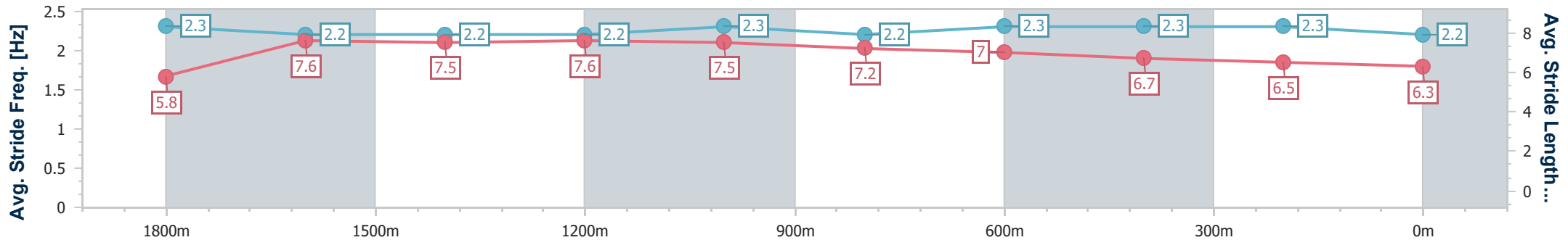
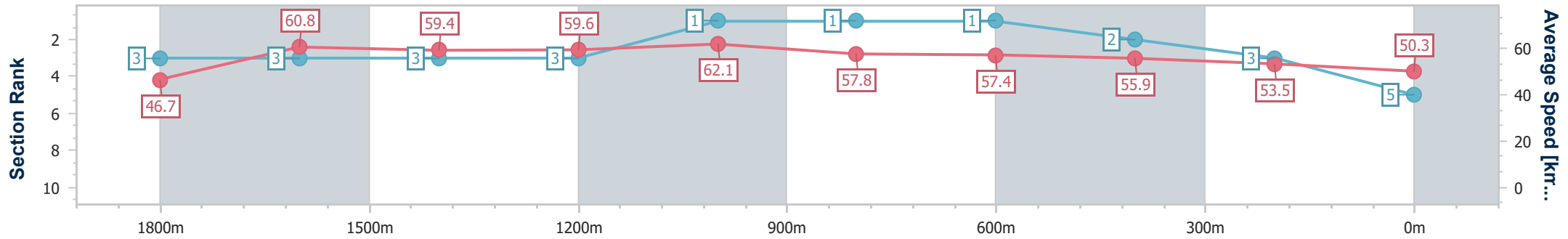
Race 7: BARRIER REEF POOLS Maiden Plate - 2000m

21 December 2024 - 20:33



Track Rating: Good 3, Weather: Fine, Rail Position: +3m Entire

Section	Overall	1800m	1600m	1400m	1200m	1000m	800m	600m	400m	200m
Section Times	2:08.66 [5] (0:15.43)	1:53.23 [3] (0:11.75)	1:41.48 [3] (0:12.04)	1:29.44 [3] (0:12.09)	1:17.35 [3] (0:11.61)	1:05.74 [1] (0:12.52)	0:53.22 [1] (0:12.59)	0:40.63 [1] (0:12.88)	0:27.75 [2] (0:13.44)	0:14.31 [3] (0:14.31)
Average Speed [km/h]	46.7	60.8	59.4	59.6	62.1	57.8	57.4	55.9	53.5	50.3
Top Speed [km/h]	62.8	62.4	61.0	61.8	64.6	59.4	58.6	57.8	55.3	52.2
Avg. Dist. to Rail [m]	2.2	1.4	1.2	1.1	1.3	0.6	1.0	0.3	0.1	0.9
Avg. Stride Freq. [Hz]	2.3	2.2	2.2	2.2	2.3	2.2	2.3	2.3	2.3	2.2
Avg. Stride Length [m]	5.8	7.6	7.5	7.6	7.5	7.2	7.0	6.7	6.5	6.3



- [] Ranking at each section and finish
- .-.- No data available at this section
- NA No data available



Horse/Jockey Name	Concador
Final Rank	6
Fastest Section Time (Section)	0:11.75 (1800m)
Top Speed [km/h] (Section)	63.2 (1800m)
Race State	Finished



Toowoomba QLD Professional

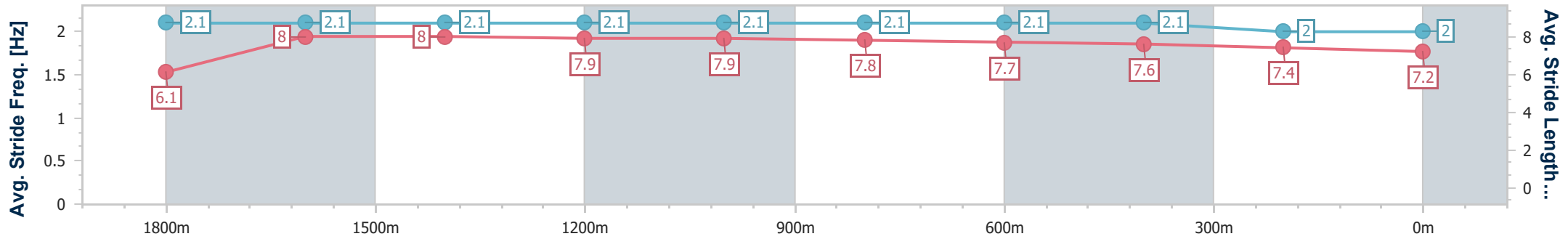
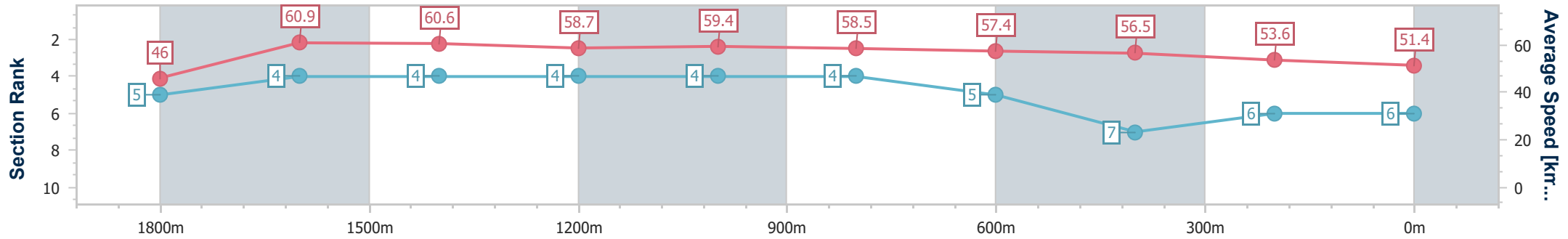
Race 7: BARRIER REEF POOLS Maiden Plate - 2000m

21 December 2024 - 20:33



Track Rating: Good 3, Weather: Fine, Rail Position: +3m Entire

Section	Overall	1800m	1600m	1400m	1200m	1000m	800m	600m	400m	200m
Section Times	2:09.18 [6] (0:15.64)	1:53.54 [5] (0:11.75)	1:41.79 [4] (0:11.87)	1:29.92 [4] (0:12.39)	1:17.53 [4] (0:12.15)	1:05.38 [4] (0:12.41)	0:52.97 [4] (0:12.62)	0:40.35 [5] (0:12.84)	0:27.51 [7] (0:13.50)	0:14.01 [6] (0:14.01)
Average Speed [km/h]	46.0	60.9	60.6	58.7	59.4	58.5	57.4	56.5	53.6	51.4
Top Speed [km/h]	61.2	63.2	61.3	60.6	60.1	60.1	58.7	57.6	54.8	52.8
Avg. Dist. to Rail [m]	3.5	1.2	0.5	1.9	2.5	2.3	2.3	1.4	1.6	1.7
Avg. Stride Freq. [Hz]	2.1	2.1	2.1	2.1	2.1	2.1	2.1	2.1	2.0	2.0
Avg. Stride Length [m]	6.1	8.0	8.0	7.9	7.9	7.8	7.7	7.6	7.4	7.2



- [] Ranking at each section and finish
- .-.- No data available at this section
- NA No data available



Horse/Jockey Name	Serapus
Final Rank	7
Fastest Section Time (Section)	0:11.52 (1800m)
Top Speed [km/h] (Section)	63.3 (Overall)
Race State	Finished



Toowoomba QLD Professional

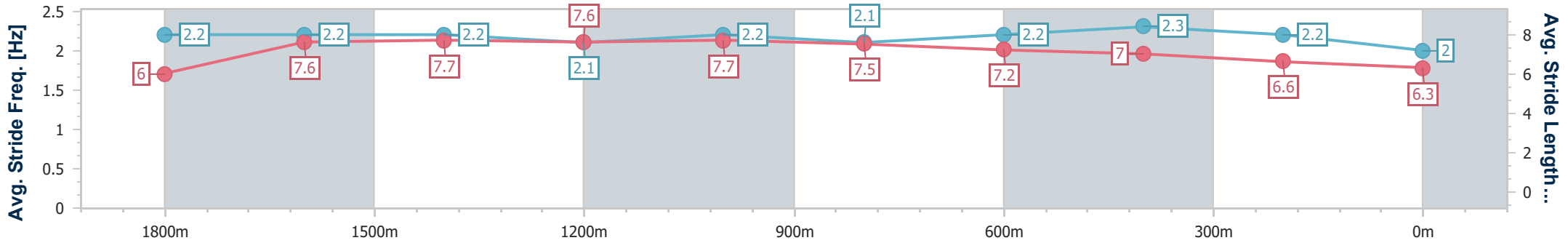
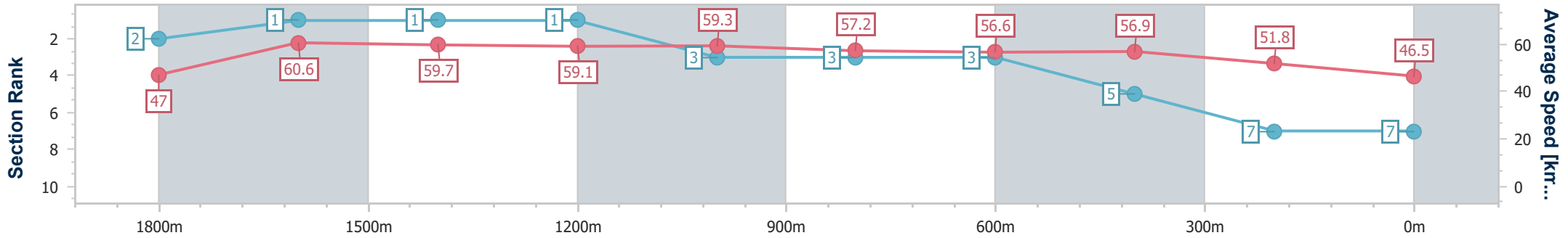
Race 7: BARRIER REEF POOLS Maiden Plate - 2000m

21 December 2024 - 20:33



Track Rating: Good 3, Weather: Fine, Rail Position: +3m Entire

Section	Overall	1800m	1600m	1400m	1200m	1000m	800m	600m	400m	200m
Section Times	2:10.78 [7] (0:15.37)	1:55.41 [2] (0:11.52)	1:43.89 [1] (0:11.98)	1:31.91 [1] (0:12.29)	1:19.62 [1] (0:12.13)	1:07.49 [3] (0:12.64)	0:54.85 [3] (0:12.77)	0:42.08 [3] (0:12.75)	0:29.33 [5] (0:13.86)	0:15.47 [7] (0:15.47)
Average Speed [km/h]	47.0	60.6	59.7	59.1	59.3	57.2	56.6	56.9	51.8	46.5
Top Speed [km/h]	63.3	63.1	60.8	60.5	60.3	59.6	57.8	58.0	54.7	48.9
Avg. Dist. to Rail [m]	4.8	5.0	2.1	1.7	1.6	1.0	1.4	0.7	0.5	3.9
Avg. Stride Freq. [Hz]	2.2	2.2	2.2	2.1	2.2	2.1	2.2	2.3	2.2	2.0
Avg. Stride Length [m]	6.0	7.6	7.7	7.6	7.7	7.5	7.2	7.0	6.6	6.3



- [] Ranking at each section and finish
- .-.- No data available at this section
- NA No data available



Horse/Jockey Name	Witness Dis
Final Rank	8
Fastest Section Time (Section)	0:11.71 (1800m)
Top Speed [km/h] (Section)	62.3 (1800m)
Race State	Finished



Toowoomba QLD Professional

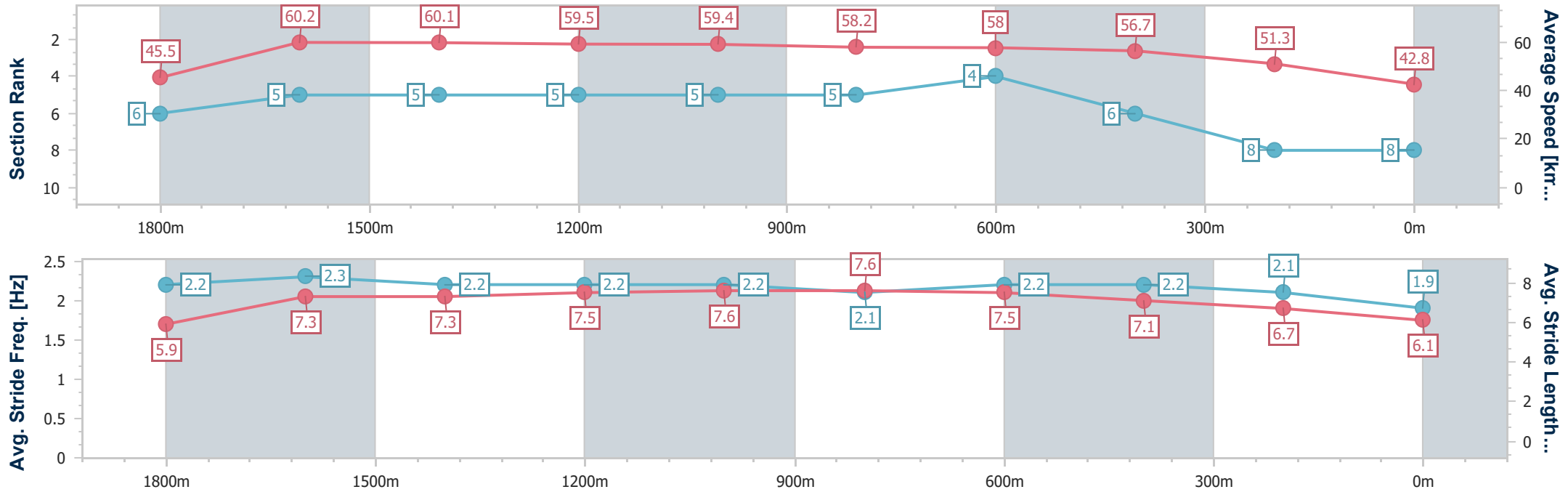
Race 7: BARRIER REEF POOLS Maiden Plate - 2000m

21 December 2024 - 20:33



Track Rating: Good 3, Weather: Fine, Rail Position: +3m Entire

Section	Overall	1800m	1600m	1400m	1200m	1000m	800m	600m	400m	200m
Section Times	2:12.54 [8] (0:15.80)	1:56.74 [6] (0:11.71)	1:45.03 [5] (0:11.96)	1:33.07 [5] (0:12.23)	1:20.84 [5] (0:12.14)	1:08.70 [5] (0:12.39)	0:56.31 [5] (0:12.49)	0:43.82 [4] (0:12.85)	0:30.97 [6] (0:14.14)	0:16.83 [8] (0:16.83)
Average Speed [km/h]	45.5	60.2	60.1	59.5	59.4	58.2	58.0	56.7	51.3	42.8
Top Speed [km/h]	61.8	62.3	61.9	61.1	60.4	60.1	59.4	59.0	55.0	47.7
Avg. Dist. to Rail [m]	5.1	4.0	0.9	2.0	2.3	0.7	1.6	2.8	2.7	1.4
Avg. Stride Freq. [Hz]	2.2	2.3	2.2	2.2	2.2	2.1	2.2	2.2	2.1	1.9
Avg. Stride Length [m]	5.9	7.3	7.3	7.5	7.6	7.6	7.5	7.1	6.7	6.1



- [] Ranking at each section and finish
- .-.- No data available at this section
- NA No data available