

Track Rating: Good 3, Weather: Fine, Rail Position: +5m Entire

Section													
Field Times		Overall	1200m	1000m	800m	600m	400m	Last 600m					
		1:20.21 (0:11.07)	1:09.14 (0:10.68)	0:58.46 (0:11.37)	0:47.09 (0:11.57)	0:35.52 (0:11.44)	0:24.08 (0:11.62)	0:35.52					
Rank	TAB	Horse/Jockey	Barrier	Top Speed [km/h]	Fastest Section							Distance Travelled [m]	
1	3	SUSPECT Anthony Allen	6	67.4 1200m	0:10.76 1200m	1:20.21 [1] (0:11.28)	1:08.93 [3] (0:10.76)	0:58.17 [3] (0:11.24)	0:46.93 [2] (0:11.57)	0:35.36 [2] (0:11.38)	0:23.98 [2] (0:11.65)	0:35.36	
2	1	NAILS AND PRIDE Jai Williams	9	69.4 1200m	0:10.68 1200m	1:20.21 [2] (0:11.07)	1:09.14 [1] (0:10.68)	0:58.46 [1] (0:11.37)	0:47.09 [1] (0:11.57)	0:35.52 [1] (0:11.44)	0:24.08 [1] (0:11.62)	0:35.52	+0
3	5	JUNGLE FEVER Corey Sutherland	3	67.0 1200m	0:10.82 1200m	1:20.35 [3] (0:11.12)	1:09.23 [2] (0:10.82)	0:58.41 [2] (0:11.40)	0:47.01 [3] (0:11.63)	0:35.38 [3] (0:11.49)	0:23.89 [3] (0:11.72)	0:35.38	+1
4	17	THE KHAN Michael Cahill	4	65.7 1000m	0:11.08 1200m	1:20.67 [4] (0:11.84)	1:08.83 [9] (0:11.08)	0:57.75 [9] (0:11.25)	0:46.50 [9] (0:11.64)	0:34.86 [9] (0:11.46)	0:23.40 [9] (0:11.62)	0:34.86	+1
5	2	RECANATI Nathan Fazackerley	1	67.5 1200m	0:10.83 1200m	1:20.78 [5] (0:11.33)	1:09.45 [4] (0:10.83)	0:58.62 [4] (0:11.45)	0:47.17 [5] (0:11.62)	0:35.55 [5] (0:11.51)	0:24.04 [5] (0:11.67)	0:35.55	+3
6	4	HOOKS Micheal Hellyer	7	67.3 1000m	0:10.89 1200m	1:20.79 [6] (0:11.35)	1:09.44 [5] (0:10.89)	0:58.55 [5] (0:11.26)	0:47.29 [4] (0:11.53)	0:35.76 [4] (0:11.51)	0:24.25 [4] (0:11.83)	0:35.76	+5
7	9	ALPHA JANE Jace McMurray	2	66.8 1200m	0:10.96 1200m	1:20.80 [7] (0:11.54)	1:09.26 [6] (0:10.96)	0:58.30 [6] (0:11.36)	0:46.94 [6] (0:11.69)	0:35.25 [7] (0:11.59)	0:23.66 [7] (0:11.71)	0:35.25	+1
8	16	MADAME MOTH Brooke Ainsworth	10	66.4 1200m	0:10.97 1200m	1:20.91 [8] (0:11.68)	1:09.23 [8] (0:10.97)	0:58.26 [7] (0:11.21)	0:47.05 [7] (0:11.47)	0:35.58 [6] (0:11.54)	0:24.04 [6] (0:11.81)	0:35.58	+5
9	13	STORM DREAMER Justin Huxtable	11	65.6 1000m	0:11.08 1200m	1:20.99 [9] (0:12.03)	1:08.96 [10] (0:11.08)	0:57.88 [10] (0:11.20)	0:46.68 [10] (0:11.59)	0:35.09 [10] (0:11.55)	0:23.54 [10] (0:11.68)	0:35.09	+8
10	21	HYDROS Dale Smith	8	65.6 1200m	0:11.14 1200m	1:21.29 [10] (0:11.67)	1:09.62 [7] (0:11.14)	0:58.48 [8] (0:11.25)	0:47.23 [8] (0:11.59)	0:35.64 [8] (0:11.62)	0:24.02 [8] (0:11.86)	0:35.64	+6

Scratched: Jac The Great (#10), Imperioness (#19), Ready For Vegas (#20), Substance (#7), Italian Virtuoso (#8), General Barca (#15), Ariat (#14), Jediah (#18), Superargo (#22)



Ipswich QLD Professional

Race 6: SEVEN RATINGS BAND 0 - 58 Handicap - 1350m

21 December 2024 - 16:11



Track Rating: Good 3, Weather: Fine, Rail Position: +5m Entire

Section	Overall	1200m	1000m	800m	600m	400m	Last 600m
Field Times	1:20.21 (0:11.07)	1:09.14 (0:10.68)	0:58.46 (0:11.37)	0:47.09 (0:11.57)	0:35.52 (0:11.44)	0:24.08 (0:11.62)	0:35.52

Rank	TAB	Horse/Jockey	Barrier	Top Speed [km/h]	Fastest Section	Overall	1200m	1000m	800m	600m	400m	Last 600m	Distance Travelled [m]
11	6	MIKKI EIGHT Jake Molloy	5	66.2 1200m	0:11.04 1200m	1:21.34 [11] (0:12.13)	1:09.21 [12] (0:11.04)	0:58.17 [11] (0:11.18)	0:46.99 [11] (0:11.67)	0:35.32 [11] (0:11.55)	0:23.77 [11] (0:11.67)	0:35.32	+1
12	12	PRETTY RHO Dan McGillivray	12	66.3 1200m	0:11.12 1200m	1:21.53 [12] (0:12.20)	1:09.33 [13] (0:11.12)	0:58.21 [12] (0:11.20)	0:47.01 [12] (0:11.69)	0:35.32 [13] (0:11.51)	0:23.81 [12] (0:11.56)	0:35.32	+2
13	11	MIXED SPICE Matthew Palmer	13	65.4 1000m	0:11.16 1000m	1:21.79 [13] (0:12.11)	1:09.68 [11] (0:11.33)	0:58.35 [13] (0:11.16)	0:47.19 [13] (0:11.59)	0:35.60 [12] (0:11.63)	0:23.97 [13] (0:11.98)	0:35.60	+6

Scratched: Jac The Great (#10), Imperioness (#19), Ready For Vegas (#20), Substance (#7), Italian Virtuoso (#8), General Barca (#15), Ariat (#14), Jediah (#18), Superargo (#22)

[] Ranking at each section and finish
 -:-:- No data available at this section
 NA No data available

SCN Saddle cloth number
 DNF Did not finish
 DNT Did not track



Ipswich QLD Professional
Race 6: SEVEN RATINGS BAND 0 - 58 Handicap - 1350m
 21 December 2024 - 16:11



Track Rating: Good 3, Weather: Fine, Rail Position: +5m Entire

Section				200m				Last 600m	
Field Times				0:12.46 (0:12.46)				0:35.52	
Rank	TAB	Horse/Jockey	Barrier	Top Speed [km/h]	Fastest Section	Margin			Distance Travelled [m]
1	3	SUSPECT Anthony Allen	6	67.4 1200m	0:10.76 1200m	0:12.33 [2] (0:12.33)	1:20.21		0:35.36
2	1	NAILS AND PRIDE Jai Williams	9	69.4 1200m	0:10.68 1200m	0:12.46 [1] (0:12.46)	0.03L		0:35.52 +0
3	5	JUNGLE FEVER Corey Sutherland	3	67.0 1200m	0:10.82 1200m	0:12.17 [3] (0:12.17)	0.85L		0:35.38 +1
4	17	THE KHAN Michael Cahill	4	65.7 1000m	0:11.08 1200m	0:11.78 [8] (0:11.78)	2.73L		0:34.86 +1
5	2	RECANATI Nathan Fazackerley	1	67.5 1200m	0:10.83 1200m	0:12.37 [5] (0:12.37)	3.34L		0:35.55 +3
6	4	HOOKS Micheal Hellyer	7	67.3 1000m	0:10.89 1200m	0:12.42 [4] (0:12.42)	3.41L		0:35.76 +5
7	9	ALPHA JANE Jace McMurray	2	66.8 1200m	0:10.96 1200m	0:11.95 [7] (0:11.95)	3.5L		0:35.25 +1
8	16	MADAME MOTH Brooke Ainsworth	10	66.4 1200m	0:10.97 1200m	0:12.23 [6] (0:12.23)	4.16L		0:35.58 +5
9	13	STORM DREAMER Justin Huxtable	11	65.6 1000m	0:11.08 1200m	0:11.86 [10] (0:11.86)	4.61L		0:35.09 +8
10	21	HYDROS Dale Smith	8	65.6 1200m	0:11.14 1200m	0:12.16 [9] (0:12.16)	6.39L		0:35.64 +6

Scratched: Jac The Great (#10), Imperioness (#19), Ready For Vegas (#20), Substance (#7), Italian Virtuoso (#8), General Barca (#15), Ariat (#14), Jediah (#18), Superargo (#22)

[] Ranking at each section and finish
 -:-:- No data available at this section
 NA No data available

SCN Saddle cloth number
 DNF Did not finish
 DNT Did not track



Ipswich QLD Professional

Race 6: SEVEN RATINGS BAND 0 - 58 Handicap - 1350m

21 December 2024 - 16:11



Track Rating: Good 3, Weather: Fine, Rail Position: +5m Entire

Section				200m				Last 600m	
Field Times				0:12.46 (0:12.46)				0:35.52	
Rank	TAB	Horse/Jockey	Barrier	Top Speed [km/h]	Fastest Section	Margin			Distance Travelled [m]
11	6	MIKKI EIGHT Jake Molloy	5	66.2 1200m	0:11.04 1200m (0:12.10)	6.65L		0:35.32	+1
12	12	PRETTY RHO Dan McGillivray	12	66.3 1200m	0:11.12 1200m (0:12.25)	7.79L		0:35.32	+2
13	11	MIXED SPICE Matthew Palmer	13	65.4 1000m	0:11.16 1000m (0:11.99)	9.33L		0:35.60	+6

Scratched: Jac The Great (#10), Imperioness (#19), Ready For Vegas (#20), Substance (#7), Italian Virtuoso (#8), General Barca (#15), Ariat (#14), Jediah (#18), Superargo (#22)

[] Ranking at each section and finish
 -:-:-:- No data available at this section
 NA No data available

SCN Saddle cloth number
 DNF Did not finish
 DNT Did not track



Horse/Jockey Name	Suspect
Final Rank	1
Fastest Section Time (Section)	0:10.76 (1200m)
Top Speed [km/h] (Section)	67.4 (1200m)
Race State	Finished



Ipswich QLD Professional

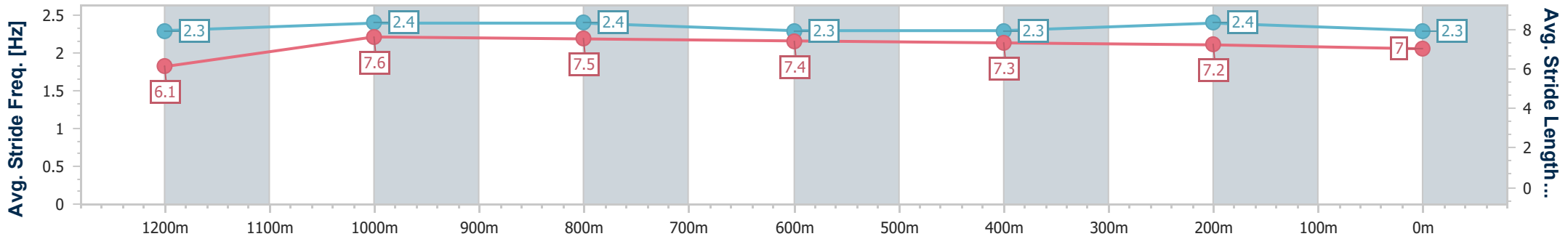
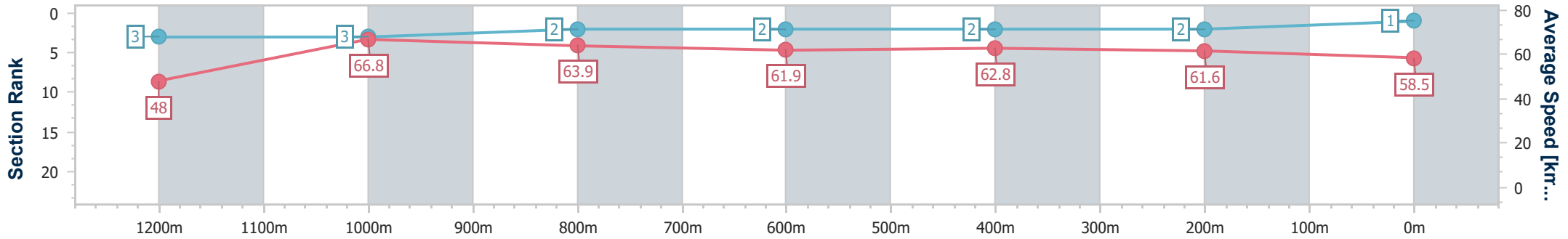
Race 6: SEVEN RATINGS BAND 0 - 58 Handicap - 1350m

21 December 2024 - 16:11



Track Rating: Good 3, Weather: Fine, Rail Position: +5m Entire

Section	Overall	1200m	1000m	800m	600m	400m	200m
Section Times	1:20.21 [1] (0:11.28)	1:08.93 [3] (0:10.76)	0:58.17 [3] (0:11.24)	0:46.93 [2] (0:11.57)	0:35.36 [2] (0:11.38)	0:23.98 [2] (0:11.65)	0:12.33 [2] (0:12.33)
Average Speed [km/h]	48.0	66.8	63.9	61.9	62.8	61.6	58.5
Top Speed [km/h]	67.0	67.4	67.0	62.5	63.1	62.9	60.7
Avg. Dist. to Rail [m]	2.6	0.9	0.4	1.4	1.9	1.3	4.5
Avg. Stride Freq. [Hz]	2.3	2.4	2.4	2.3	2.3	2.4	2.3
Avg. Stride Length [m]	6.1	7.6	7.5	7.4	7.3	7.2	7.0



- [] Ranking at each section and finish
- .-.- No data available at this section
- NA No data available



Horse/Jockey Name	Nails And Pride
Final Rank	2
Fastest Section Time (Section)	0:10.68 (1200m)
Top Speed [km/h] (Section)	69.4 (1200m)
Race State	Finished



Ipswich QLD Professional

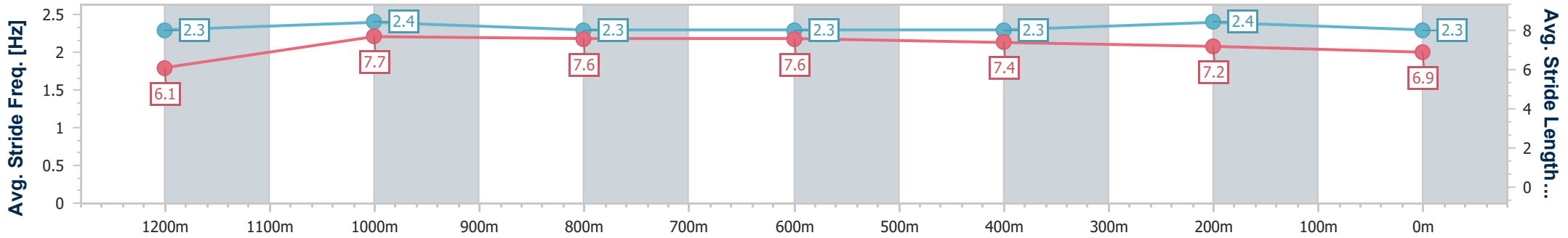
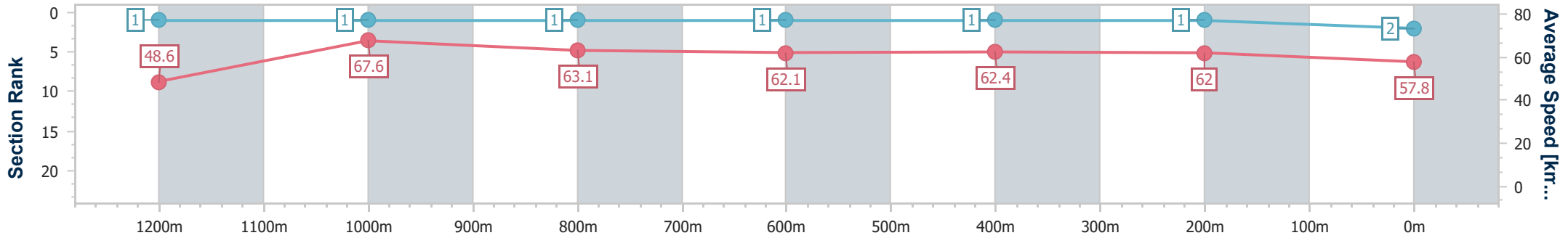
Race 6: SEVEN RATINGS BAND 0 - 58 Handicap - 1350m

21 December 2024 - 16:11



Track Rating: Good 3, Weather: Fine, Rail Position: +5m Entire

Section	Overall	1200m	1000m	800m	600m	400m	200m
Section Times	1:20.21 [2] (0:11.07)	1:09.14 [1] (0:10.68)	0:58.46 [1] (0:11.37)	0:47.09 [1] (0:11.57)	0:35.52 [1] (0:11.44)	0:24.08 [1] (0:11.62)	0:12.46 [1] (0:12.46)
Average Speed [km/h]	48.6	67.6	63.1	62.1	62.4	62.0	57.8
Top Speed [km/h]	66.8	69.4	65.7	62.3	63.5	63.2	60.4
Avg. Dist. to Rail [m]	4.9	1.5	0.5	1.6	1.5	0.7	3.2
Avg. Stride Freq. [Hz]	2.3	2.4	2.3	2.3	2.3	2.4	2.3
Avg. Stride Length [m]	6.1	7.7	7.6	7.6	7.4	7.2	6.9



- [] Ranking at each section and finish
- .-.- No data available at this section
- NA No data available



Horse/Jockey Name	Jungle Fever
Final Rank	3
Fastest Section Time (Section)	0:10.82 (1200m)
Top Speed [km/h] (Section)	67.0 (1200m)
Race State	Finished



Ipswich QLD Professional

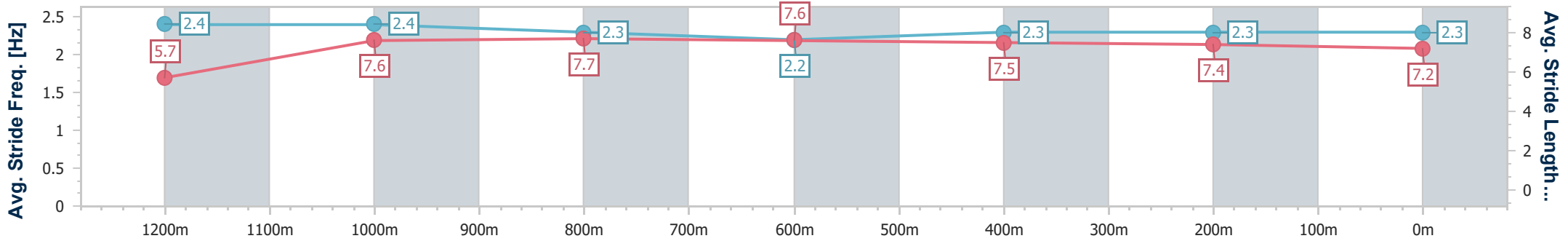
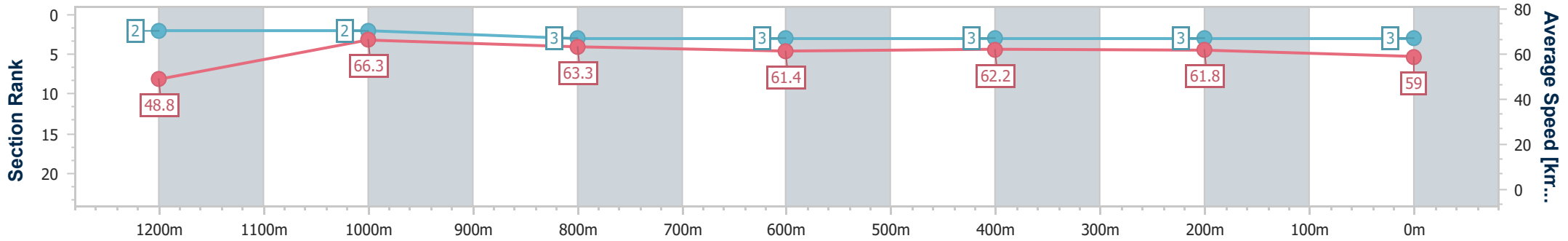
Race 6: SEVEN RATINGS BAND 0 - 58 Handicap - 1350m

21 December 2024 - 16:11



Track Rating: Good 3, Weather: Fine, Rail Position: +5m Entire

Section	Overall	1200m	1000m	800m	600m	400m	200m
Section Times	1:20.35 [3] (0:11.12)	1:09.23 [2] (0:10.82)	0:58.41 [2] (0:11.40)	0:47.01 [3] (0:11.63)	0:35.38 [3] (0:11.49)	0:23.89 [3] (0:11.72)	0:12.17 [3] (0:12.17)
Average Speed [km/h]	48.8	66.3	63.3	61.4	62.2	61.8	59.0
Top Speed [km/h]	66.9	67.0	65.8	62.4	62.8	63.1	61.6
Avg. Dist. to Rail [m]	1.1	0.6	0.2	1.3	1.6	2.1	6.7
Avg. Stride Freq. [Hz]	2.4	2.4	2.3	2.2	2.3	2.3	2.3
Avg. Stride Length [m]	5.7	7.6	7.7	7.6	7.5	7.4	7.2



- [] Ranking at each section and finish
- .-.- No data available at this section
- NA No data available



Horse/Jockey Name	The Khan
Final Rank	4
Fastest Section Time (Section)	0:11.08 (1200m)
Top Speed [km/h] (Section)	65.7 (1000m)
Race State	Finished



Ipswich QLD Professional

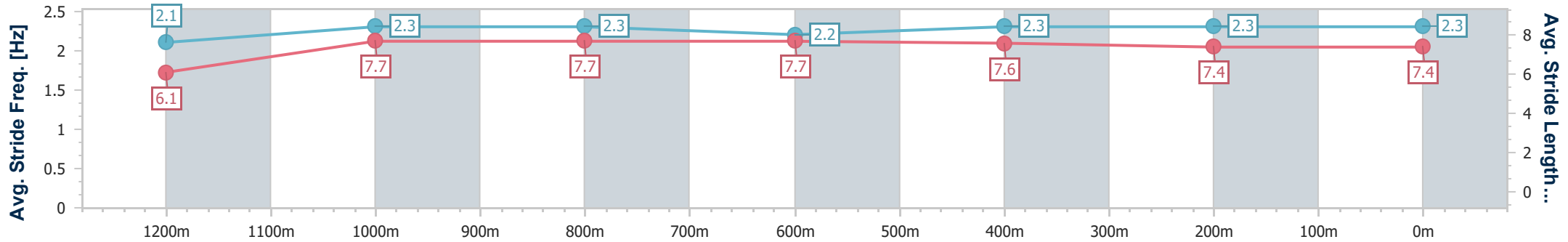
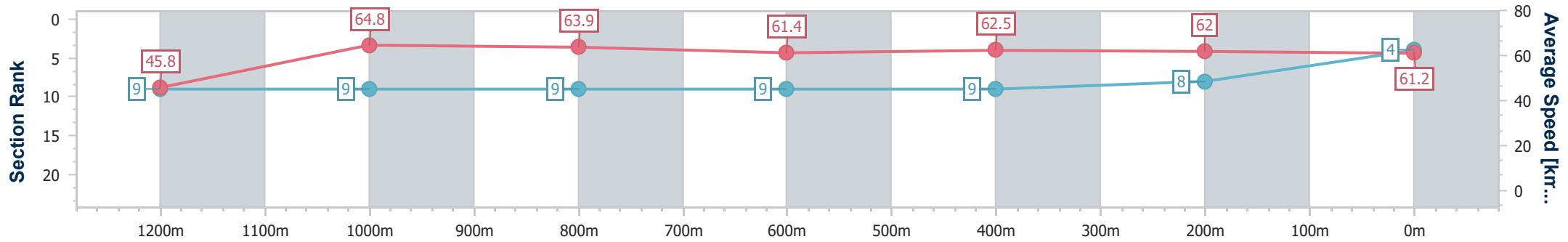
Race 6: SEVEN RATINGS BAND 0 - 58 Handicap - 1350m

21 December 2024 - 16:11



Track Rating: Good 3, Weather: Fine, Rail Position: +5m Entire

Section	Overall	1200m	1000m	800m	600m	400m	200m
Section Times	1:20.67 [4] (0:11.84)	1:08.83 [9] (0:11.08)	0:57.75 [9] (0:11.25)	0:46.50 [9] (0:11.64)	0:34.86 [9] (0:11.46)	0:23.40 [9] (0:11.62)	0:11.78 [8] (0:11.78)
Average Speed [km/h]	45.8	64.8	63.9	61.4	62.5	62.0	61.2
Top Speed [km/h]	63.5	65.6	65.7	61.9	63.4	63.0	62.8
Avg. Dist. to Rail [m]	1.5	0.7	0.9	2.0	1.6	1.1	1.8
Avg. Stride Freq. [Hz]	2.1	2.3	2.3	2.2	2.3	2.3	2.3
Avg. Stride Length [m]	6.1	7.7	7.7	7.7	7.6	7.4	7.4



- [] Ranking at each section and finish
- .-.- No data available at this section
- NA No data available



Horse/Jockey Name	Recanati
Final Rank	5
Fastest Section Time (Section)	0:10.83 (1200m)
Top Speed [km/h] (Section)	67.5 (1200m)
Race State	Finished



Ipswich QLD Professional

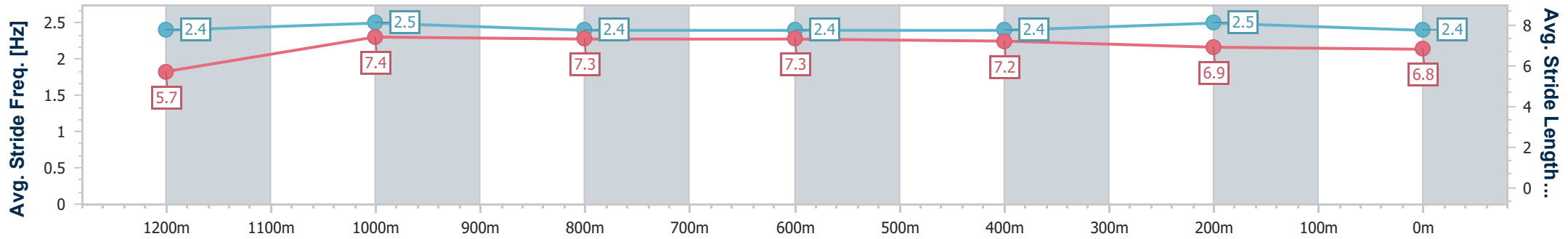
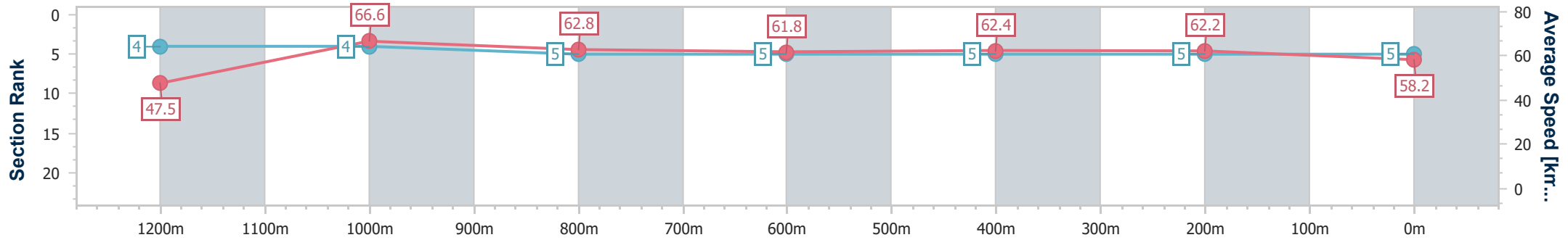
Race 6: SEVEN RATINGS BAND 0 - 58 Handicap - 1350m

21 December 2024 - 16:11



Track Rating: Good 3, Weather: Fine, Rail Position: +5m Entire

Section	Overall	1200m	1000m	800m	600m	400m	200m
Section Times	1:20.78 [5] (0:11.33)	1:09.45 [4] (0:10.83)	0:58.62 [4] (0:11.45)	0:47.17 [5] (0:11.62)	0:35.55 [5] (0:11.51)	0:24.04 [5] (0:11.67)	0:12.37 [5] (0:12.37)
Average Speed [km/h]	47.5	66.6	62.8	61.8	62.4	62.2	58.2
Top Speed [km/h]	65.1	67.5	66.0	62.5	63.1	63.5	60.8
Avg. Dist. to Rail [m]	0.9	0.5	0.5	1.3	1.1	3.5	7.2
Avg. Stride Freq. [Hz]	2.4	2.5	2.4	2.4	2.4	2.5	2.4
Avg. Stride Length [m]	5.7	7.4	7.3	7.3	7.2	6.9	6.8



- [] Ranking at each section and finish
- .-.- No data available at this section
- NA No data available



Horse/Jockey Name	Hooks
Final Rank	6
Fastest Section Time (Section)	0:10.89 (1200m)
Top Speed [km/h] (Section)	67.3 (1000m)
Race State	Finished



Ipswich QLD Professional

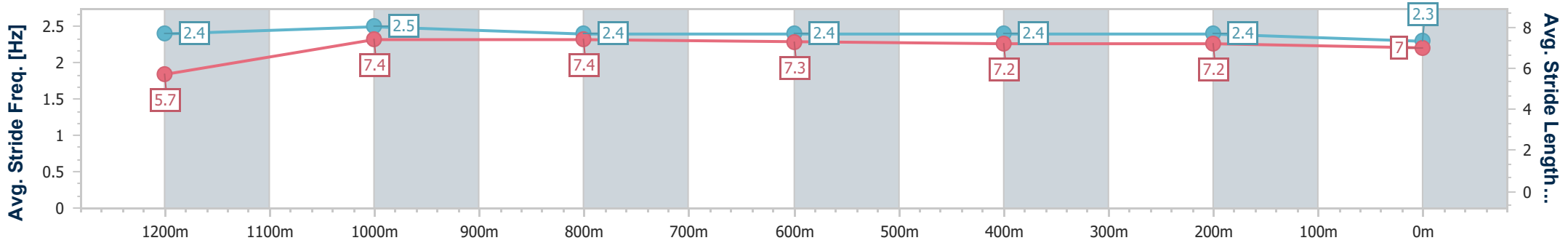
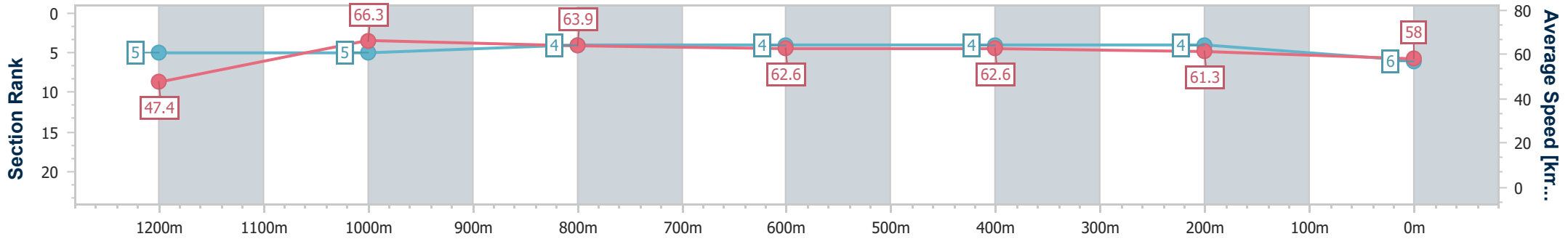
Race 6: SEVEN RATINGS BAND 0 - 58 Handicap - 1350m

21 December 2024 - 16:11



Track Rating: Good 3, Weather: Fine, Rail Position: +5m Entire

Section	Overall	1200m	1000m	800m	600m	400m	200m
Section Times	1:20.79 [6] (0:11.35)	1:09.44 [5] (0:10.89)	0:58.55 [5] (0:11.26)	0:47.29 [4] (0:11.53)	0:35.76 [4] (0:11.51)	0:24.25 [4] (0:11.83)	0:12.42 [4] (0:12.42)
Average Speed [km/h]	47.4	66.3	63.9	62.6	62.6	61.3	58.0
Top Speed [km/h]	65.8	67.1	67.3	63.3	63.1	62.2	59.9
Avg. Dist. to Rail [m]	4.3	1.5	0.6	0.2	0.5	2.4	5.1
Avg. Stride Freq. [Hz]	2.4	2.5	2.4	2.4	2.4	2.4	2.3
Avg. Stride Length [m]	5.7	7.4	7.4	7.3	7.2	7.2	7.0



- [] Ranking at each section and finish
- .-.-.- No data available at this section
- NA No data available



Horse/Jockey Name	Alpha Jane
Final Rank	7
Fastest Section Time (Section)	0:10.96 (1200m)
Top Speed [km/h] (Section)	66.8 (1200m)
Race State	Finished



Ipswich QLD Professional

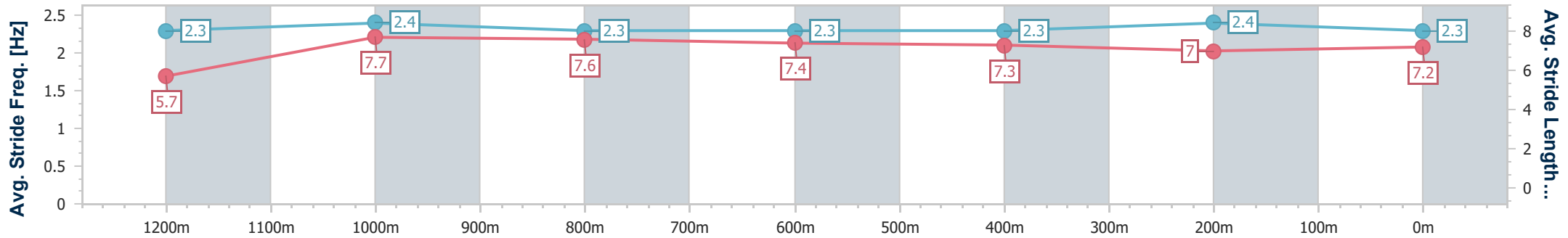
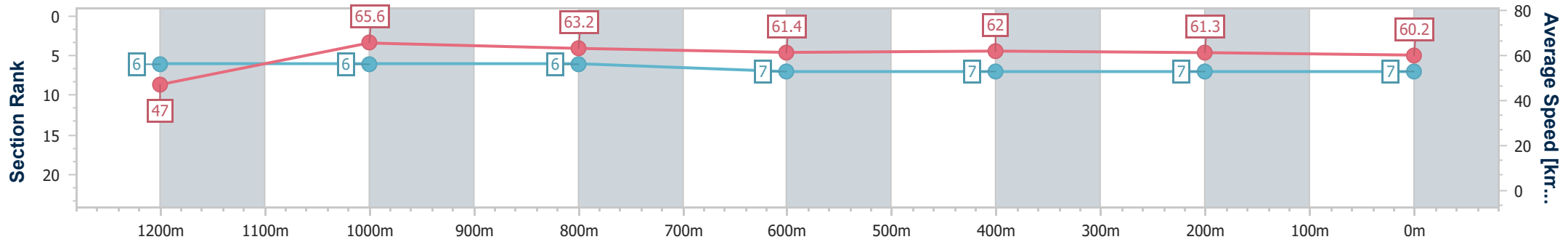
Race 6: SEVEN RATINGS BAND 0 - 58 Handicap - 1350m

21 December 2024 - 16:11



Track Rating: Good 3, Weather: Fine, Rail Position: +5m Entire

Section	Overall	1200m	1000m	800m	600m	400m	200m
Section Times	1:20.80 [7] (0:11.54)	1:09.26 [6] (0:10.96)	0:58.30 [6] (0:11.36)	0:46.94 [6] (0:11.69)	0:35.25 [7] (0:11.59)	0:23.66 [7] (0:11.71)	0:11.95 [7] (0:11.95)
Average Speed [km/h]	47.0	65.6	63.2	61.4	62.0	61.3	60.2
Top Speed [km/h]	64.4	66.8	65.9	62.2	63.3	62.0	61.6
Avg. Dist. to Rail [m]	0.4	0.4	0.5	1.1	0.7	0.2	0.4
Avg. Stride Freq. [Hz]	2.3	2.4	2.3	2.3	2.3	2.4	2.3
Avg. Stride Length [m]	5.7	7.7	7.6	7.4	7.3	7.0	7.2



- [] Ranking at each section and finish
- .-.- No data available at this section
- NA No data available



Horse/Jockey Name	Madame Moth
Final Rank	8
Fastest Section Time (Section)	0:10.97 (1200m)
Top Speed [km/h] (Section)	66.4 (1200m)
Race State	Finished



Ipswich QLD Professional

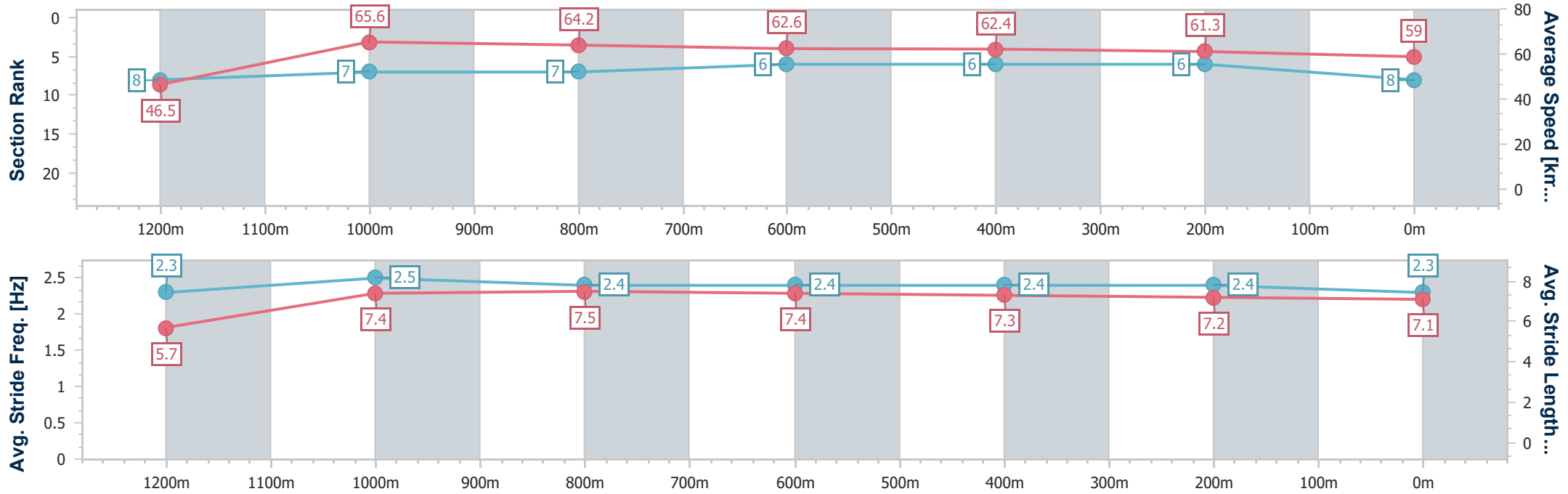
Race 6: SEVEN RATINGS BAND 0 - 58 Handicap - 1350m

21 December 2024 - 16:11



Track Rating: Good 3, Weather: Fine, Rail Position: +5m Entire

Section	Overall	1200m	1000m	800m	600m	400m	200m
Section Times	1:20.91 [8] (0:11.68)	1:09.23 [8] (0:10.97)	0:58.26 [7] (0:11.21)	0:47.05 [7] (0:11.47)	0:35.58 [6] (0:11.54)	0:24.04 [6] (0:11.81)	0:12.23 [6] (0:12.23)
Average Speed [km/h]	46.5	65.6	64.2	62.6	62.4	61.3	59.0
Top Speed [km/h]	65.0	66.4	66.2	63.1	63.3	62.0	60.8
Avg. Dist. to Rail [m]	6.7	1.9	0.6	1.0	1.0	2.7	6.5
Avg. Stride Freq. [Hz]	2.3	2.5	2.4	2.4	2.4	2.4	2.3
Avg. Stride Length [m]	5.7	7.4	7.5	7.4	7.3	7.2	7.1



- [] Ranking at each section and finish
- .-.- No data available at this section
- NA No data available



Horse/Jockey Name	Storm Dreamer
Final Rank	9
Fastest Section Time (Section)	0:11.08 (1200m)
Top Speed [km/h] (Section)	65.6 (1000m)
Race State	Finished



Ipswich QLD Professional

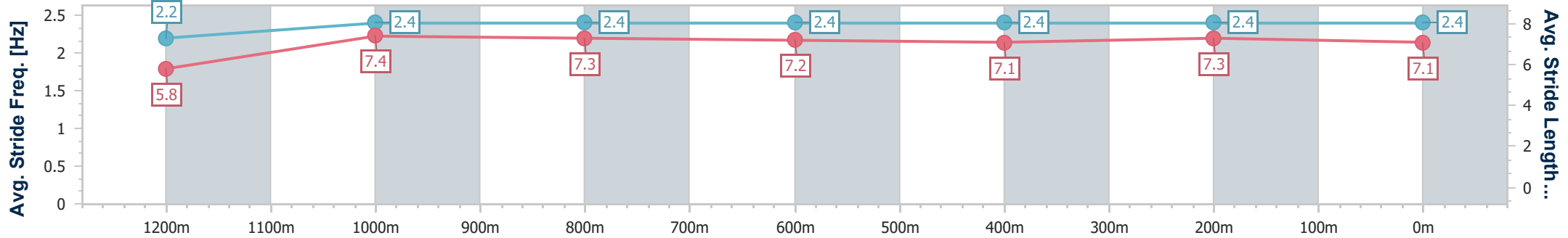
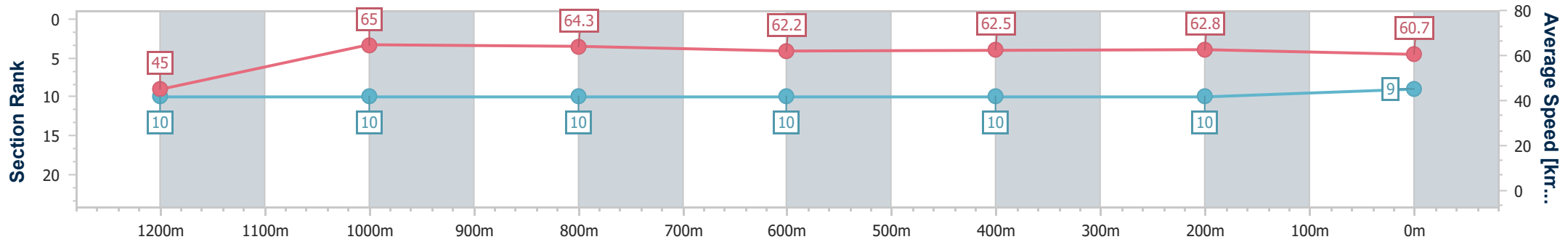
Race 6: SEVEN RATINGS BAND 0 - 58 Handicap - 1350m

21 December 2024 - 16:11

Track Rating: Good 3, Weather: Fine, Rail Position: +5m Entire



Section	Overall	1200m	1000m	800m	600m	400m	200m
Section Times	1:20.99 [9] (0:12.03)	1:08.96 [10] (0:11.08)	0:57.88 [10] (0:11.20)	0:46.68 [10] (0:11.59)	0:35.09 [10] (0:11.55)	0:23.54 [10] (0:11.68)	0:11.86 [10] (0:11.86)
Average Speed [km/h]	45.0	65.0	64.3	62.2	62.5	62.8	60.7
Top Speed [km/h]	64.1	65.5	65.6	62.8	63.3	64.5	62.8
Avg. Dist. to Rail [m]	4.6	1.0	0.7	0.2	0.7	5.5	5.4
Avg. Stride Freq. [Hz]	2.2	2.4	2.4	2.4	2.4	2.4	2.4
Avg. Stride Length [m]	5.8	7.4	7.3	7.2	7.1	7.3	7.1



- [] Ranking at each section and finish
- .-.- No data available at this section
- NA No data available



Horse/Jockey Name	Hydos
Final Rank	10
Fastest Section Time (Section)	0:11.14 (1200m)
Top Speed [km/h] (Section)	65.6 (1200m)
Race State	Finished



Ipswich QLD Professional

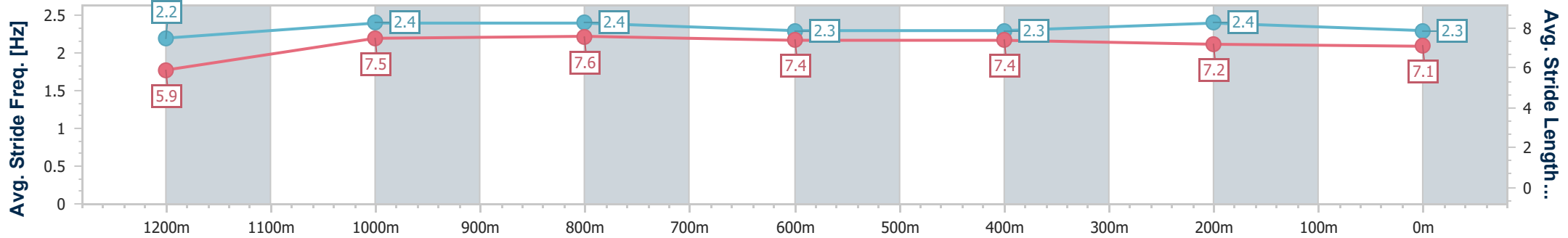
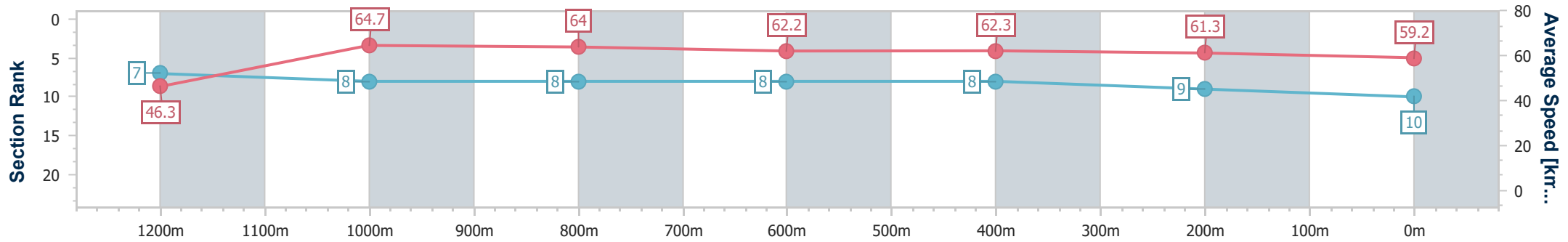
Race 6: SEVEN RATINGS BAND 0 - 58 Handicap - 1350m

21 December 2024 - 16:11



Track Rating: Good 3, Weather: Fine, Rail Position: +5m Entire

Section	Overall	1200m	1000m	800m	600m	400m	200m
Section Times	1:21.29 [10] (0:11.67)	1:09.62 [7] (0:11.14)	0:58.48 [8] (0:11.25)	0:47.23 [8] (0:11.59)	0:35.64 [8] (0:11.62)	0:24.02 [8] (0:11.86)	0:12.16 [9] (0:12.16)
Average Speed [km/h]	46.3	64.7	64.0	62.2	62.3	61.3	59.2
Top Speed [km/h]	63.7	65.6	65.5	63.4	63.3	62.3	61.2
Avg. Dist. to Rail [m]	4.9	0.8	0.5	0.3	0.6	3.2	3.4
Avg. Stride Freq. [Hz]	2.2	2.4	2.4	2.3	2.3	2.4	2.3
Avg. Stride Length [m]	5.9	7.5	7.6	7.4	7.4	7.2	7.1



- [] Ranking at each section and finish
- .-.- No data available at this section
- NA No data available



Horse/Jockey Name	Mikki Eight
Final Rank	11
Fastest Section Time (Section)	0:11.04 (1200m)
Top Speed [km/h] (Section)	66.2 (1200m)
Race State	Finished



Ipswich QLD Professional

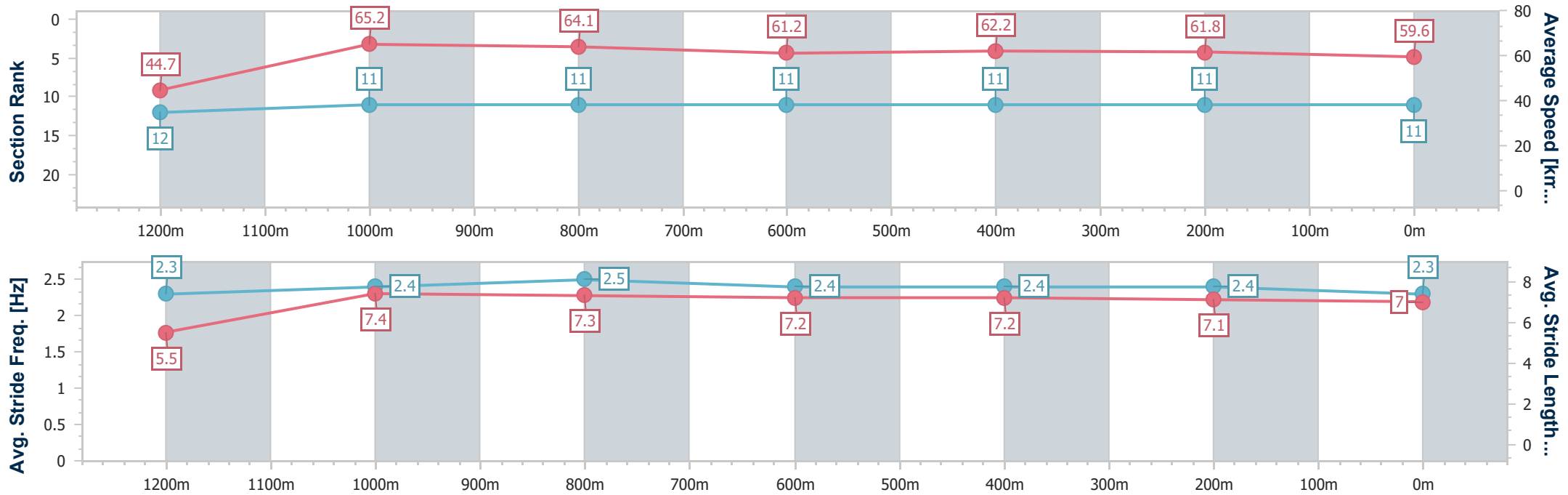
Race 6: SEVEN RATINGS BAND 0 - 58 Handicap - 1350m

21 December 2024 - 16:11



Track Rating: Good 3, Weather: Fine, Rail Position: +5m Entire

Section	Overall	1200m	1000m	800m	600m	400m	200m
Section Times	1:21.34 [11] (0:12.13)	1:09.21 [12] (0:11.04)	0:58.17 [11] (0:11.18)	0:46.99 [11] (0:11.67)	0:35.32 [11] (0:11.55)	0:23.77 [11] (0:11.67)	0:12.10 [11] (0:12.10)
Average Speed [km/h]	44.7	65.2	64.1	61.2	62.2	61.8	59.6
Top Speed [km/h]	63.9	66.2	66.1	62.3	62.7	62.2	61.3
Avg. Dist. to Rail [m]	2.3	0.4	0.6	1.5	0.8	0.7	1.9
Avg. Stride Freq. [Hz]	2.3	2.4	2.5	2.4	2.4	2.4	2.3
Avg. Stride Length [m]	5.5	7.4	7.3	7.2	7.2	7.1	7.0



- [] Ranking at each section and finish
- .-.- No data available at this section
- NA No data available



Horse/Jockey Name	Pretty Rho
Final Rank	12
Fastest Section Time (Section)	0:11.12 (1200m)
Top Speed [km/h] (Section)	66.3 (1200m)
Race State	Finished



Ipswich QLD Professional

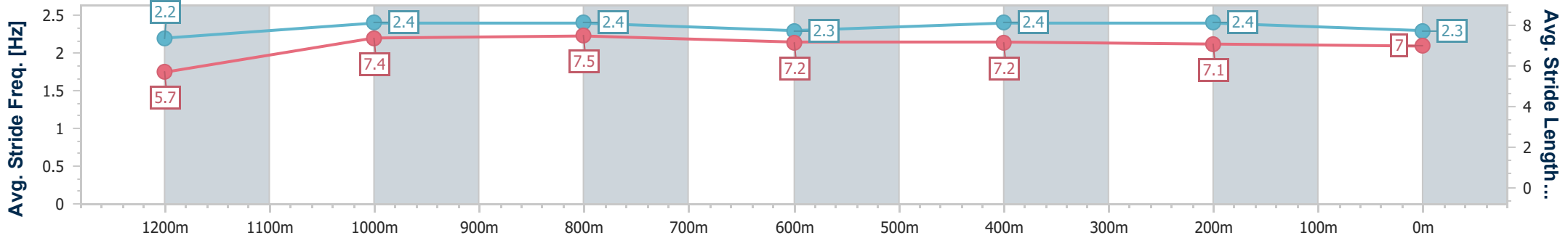
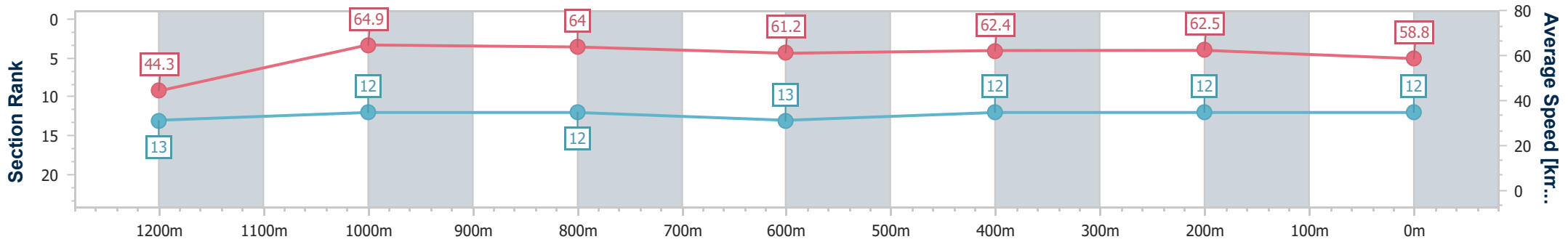
Race 6: SEVEN RATINGS BAND 0 - 58 Handicap - 1350m

21 December 2024 - 16:11



Track Rating: Good 3, Weather: Fine, Rail Position: +5m Entire

Section	Overall	1200m	1000m	800m	600m	400m	200m
Section Times	1:21.53 [12] (0:12.20)	1:09.33 [13] (0:11.12)	0:58.21 [12] (0:11.20)	0:47.01 [12] (0:11.69)	0:35.32 [13] (0:11.51)	0:23.81 [12] (0:11.56)	0:12.25 [12] (0:12.25)
Average Speed [km/h]	44.3	64.9	64.0	61.2	62.4	62.5	58.8
Top Speed [km/h]	63.7	66.3	65.4	63.9	63.1	63.2	61.9
Avg. Dist. to Rail [m]	5.9	1.0	0.7	1.8	1.2	2.5	5.3
Avg. Stride Freq. [Hz]	2.2	2.4	2.4	2.3	2.4	2.4	2.3
Avg. Stride Length [m]	5.7	7.4	7.5	7.2	7.2	7.1	7.0



- [] Ranking at each section and finish
- .-.- No data available at this section
- NA No data available



Horse/Jockey Name	Mixed Spice
Final Rank	13
Fastest Section Time (Section)	0:11.16 (1000m)
Top Speed [km/h] (Section)	65.4 (1000m)
Race State	Finished



Ipswich QLD Professional

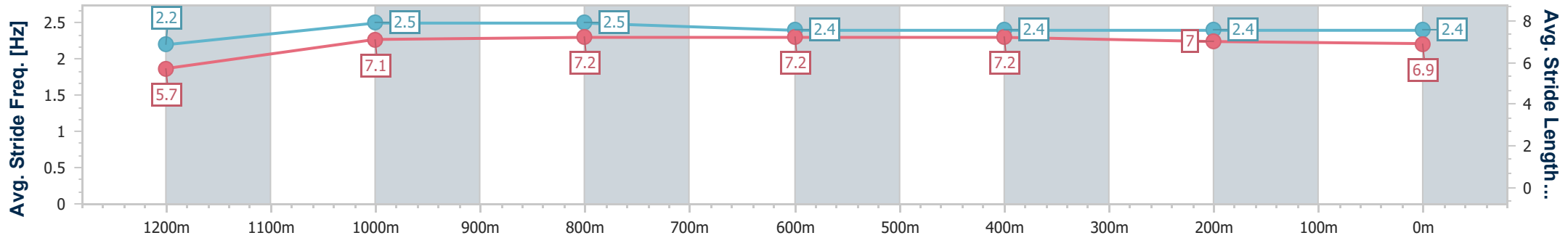
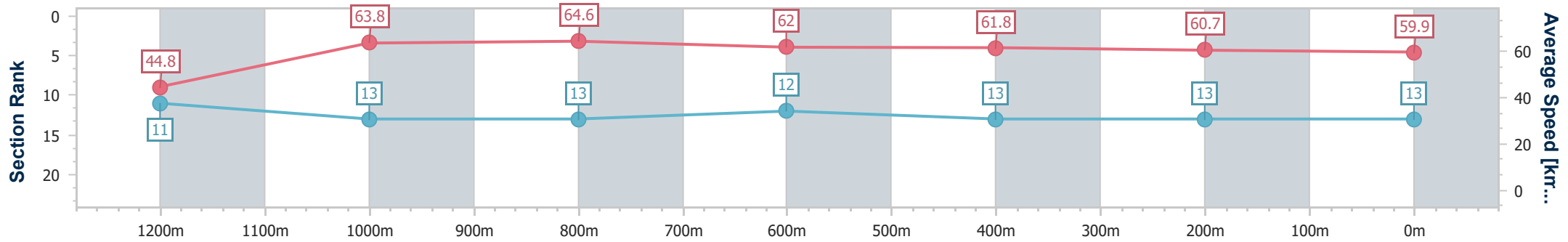
Race 6: SEVEN RATINGS BAND 0 - 58 Handicap - 1350m

21 December 2024 - 16:11



Track Rating: Good 3, Weather: Fine, Rail Position: +5m Entire

Section	Overall	1200m	1000m	800m	600m	400m	200m
Section Times	1:21.79 [13] (0:12.11)	1:09.68 [11] (0:11.33)	0:58.35 [13] (0:11.16)	0:47.19 [13] (0:11.59)	0:35.60 [12] (0:11.63)	0:23.97 [13] (0:11.98)	0:11.99 [13] (0:11.99)
Average Speed [km/h]	44.8	63.8	64.6	62.0	61.8	60.7	59.9
Top Speed [km/h]	61.9	64.7	65.4	63.5	63.1	62.1	62.1
Avg. Dist. to Rail [m]	7.6	2.4	0.8	0.5	0.6	2.6	2.8
Avg. Stride Freq. [Hz]	2.2	2.5	2.5	2.4	2.4	2.4	2.4
Avg. Stride Length [m]	5.7	7.1	7.2	7.2	7.2	7.0	6.9



- [] Ranking at each section and finish
- .-.- No data available at this section
- NA No data available