

Track Rating: Soft 5, Weather: Fine, Rail Position: +5m Entire

Section		Field Times												
Overall	1400m	1200m	1000m	800m	600m	400m	Last 600m							
1:43.13 (0:19.08)	1:24.05 (0:11.63)	1:12.42 (0:11.81)	1:00.61 (0:11.89)	0:48.72 (0:12.15)	0:36.57 (0:12.10)	0:24.47 (0:12.38)	0:36.57							
Rank	TAB	Horse/Jockey	Barrier	Top Speed [km/h]	Fastest Section								Distance Travelled [m]	
1	11	MIGRATORY Micheal Hellyer	1	64.5	0:11.71	1:43.13 [1] (0:19.46)	1:23.67 [4] (0:11.71)	1:11.96 [5] (0:12.06)	0:59.90 [5] (0:11.92)	0:47.98 [5] (0:11.97)	0:36.01 [4] (0:11.92)	0:24.09 [3] (0:12.07)	0:36.01	
2	8	ALLEZBEC Justin Huxtable	4	63.7	0:11.67	1:43.26 [2] (0:19.78)	1:23.48 [7] (0:11.67)	1:11.81 [8] (0:12.11)	0:59.70 [7] (0:11.95)	0:47.75 [9] (0:11.83)	0:35.92 [7] (0:12.16)	0:23.76 [5] (0:11.90)	0:35.92	+0
3	6	LOVE 'N' GAMES Anthony Allen	9	67.5	0:11.63	1:43.49 [3] (0:19.08)	1:24.41 [1] (0:11.63)	1:12.78 [1] (0:11.81)	1:00.97 [1] (0:11.89)	0:49.08 [1] (0:12.15)	0:36.93 [1] (0:12.10)	0:24.83 [1] (0:12.38)	0:36.93	-3
4	5	BONZABELTER Karl Zechner	6	64.0	0:11.67	1:43.63 [4] (0:19.91)	1:23.72 [8] (0:11.67)	1:12.05 [9] (0:12.05)	1:00.00 [9] (0:11.86)	0:48.14 [8] (0:11.95)	0:36.19 [9] (0:12.23)	0:23.96 [7] (0:12.02)	0:36.19	+2
5	10	EXFOLIATE Jace McMurray	2	66.0	0:11.79	1:44.03 [5] (0:19.52)	1:24.51 [5] (0:11.89)	1:12.62 [7] (0:12.14)	1:00.48 [6] (0:11.88)	0:48.60 [6] (0:11.99)	0:36.61 [8] (0:12.49)	0:24.12 [9] (0:12.33)	0:36.61	+1
6	13	AVIOR Michael Cahill	8	64.6	0:11.72	1:44.23 [6] (0:19.28)	1:24.95 [3] (0:11.72)	1:13.23 [4] (0:12.12)	1:01.11 [4] (0:11.74)	0:49.37 [2] (0:11.97)	0:37.40 [2] (0:12.07)	0:25.33 [2] (0:12.33)	0:37.40	+5
7	3	STPETERSCATHEDRAL Corey Sutherland	3	66.0	0:11.70	1:45.13 [7] (0:19.18)	1:25.95 [2] (0:11.70)	1:14.25 [2] (0:12.10)	1:02.15 [3] (0:11.98)	0:50.17 [4] (0:11.98)	0:38.19 [3] (0:12.47)	0:25.72 [4] (0:12.79)	0:38.19	-2
8	9	ASINGLEPROMISE Michael Schrapel	10	64.4	0:11.43	1:45.19 [8] (0:19.96)	1:25.23 [9] (0:11.43)	1:13.80 [6] (0:12.19)	1:01.61 [8] (0:11.87)	0:49.74 [7] (0:11.87)	0:37.87 [6] (0:12.26)	0:25.61 [6] (0:12.67)	0:37.87	+9
9	4	TAKE ME OUT Anna Bakos-Schrapel	7	65.7	0:11.40	1:46.61 [9] (0:19.59)	1:27.02 [6] (0:11.40)	1:15.62 [3] (0:11.89)	1:03.73 [2] (0:11.99)	0:51.74 [3] (0:12.32)	0:39.42 [5] (0:12.61)	0:26.81 [8] (0:13.00)	0:39.42	-2
10	2	PARALYZED FLAXEN Luke Miller	5	64.4	0:11.46	1:48.72 [10] (0:20.87)	1:27.85 [10] (0:11.46)	1:16.39 [10] (0:11.77)	1:04.62 [10] (0:12.25)	0:52.37 [10] (0:12.25)	0:40.12 [10] (0:12.55)	0:27.57 [10] (0:12.97)	0:40.12	-3

Scratched: Discover (#1), Majestic Louvre (#7), Miss Reilly (#12)



Ipswich QLD Professional
Race 2: IMPERIAL RACING Maiden Plate - 1690m
 21 December 2024 - 13:39



Track Rating: Soft 5, Weather: Fine, Rail Position: +5m Entire

Section				200m				Last 600m	
Field Times				0:12.09 (0:12.09)				0:36.57	
Rank	TAB	Horse/Jockey	Barrier	Top Speed [km/h]	Fastest Section	Margin			Distance Travelled [m]
1	11	MIGRATORY Micheal Hellyer	1	64.5 Overall	0:11.71 1400m	0:12.02 [2] (0:12.02)	1:43.13		0:36.01
2	8	ALLEZBEC Justin Huxtable	4	63.7 Overall	0:11.67 1400m	0:11.86 [4] (0:11.86)	0.72L		0:35.92 +0
3	6	LOVE 'N' GAMES Anthony Allen	9	67.5 Overall	0:11.63 1400m	0:12.45 [1] (0:12.45)	2.08L		0:36.93 -3
4	5	BONZABELTER Karl Zechner	6	64.0 1400m	0:11.67 1400m	0:11.94 [5] (0:11.94)	2.89L		0:36.19 +2
5	10	EXFOLIATE Jace McMurray	2	66.0 Overall	0:11.79 200m	0:11.79 [7] (0:11.79)	5.25L		0:36.61 +1
6	13	AVIOR Michael Cahill	8	64.6 Overall	0:11.72 1400m	0:13.00 [3] (0:13.00)	6.42L		0:37.40 +5
7	3	STPETERSCATHEDRAL Corey Sutherland	3	66.0 Overall	0:11.70 1400m	0:12.93 [6] (0:12.93)	11.73L		0:38.19 -2
8	9	ASINGLEPROMISE Michael Schrapel	10	64.4 1400m	0:11.43 1400m	0:12.94 [8] (0:12.94)	12.08L		0:37.87 +9
9	4	TAKE ME OUT Anna Bakos-Schrapel	7	65.7 Overall	0:11.40 1400m	0:13.81 [9] (0:13.81)	20.43L		0:39.42 -2
10	2	PARALYZED FLAXEN Luke Miller	5	64.4 1200m	0:11.46 1400m	0:14.60 [10] (0:14.60)	32.83L		0:40.12 -3

Scratched: Discover (#1), Majestic Louvre (#7), Miss Reilly (#12)

[] Ranking at each section and finish
 -:-:- No data available at this section
 NA No data available

SCN Saddle cloth number
 DNF Did not finish
 DNT Did not track



Horse/Jockey Name	Migratory
Final Rank	1
Fastest Section Time (Section)	0:11.71 (1400m)
Top Speed [km/h] (Section)	64.5 (Overall)
Race State	Finished



Ipswich QLD Professional

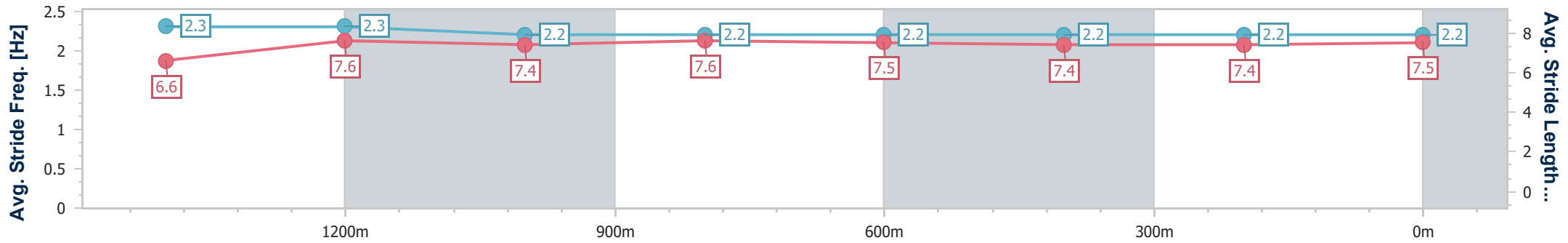
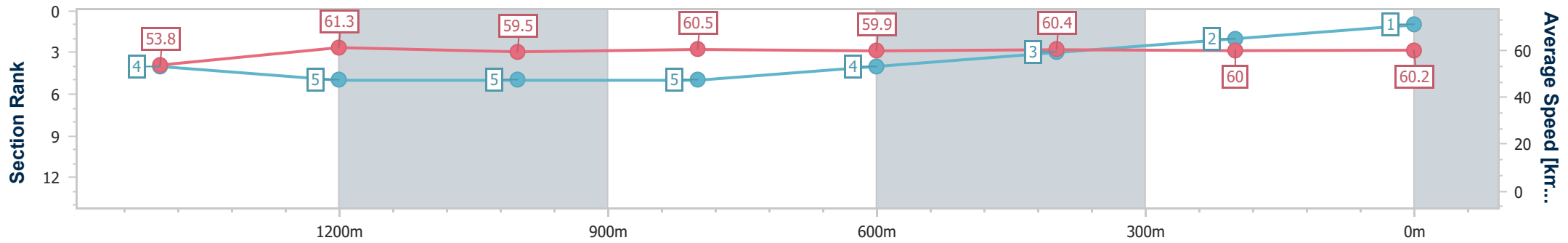
Race 2: IMPERIAL RACING Maiden Plate - 1690m

21 December 2024 - 13:39



Track Rating: Soft 5, Weather: Fine, Rail Position: +5m Entire

Section	Overall	1400m	1200m	1000m	800m	600m	400m	200m
Section Times	1:43.13 [1] (0:19.46)	1:23.67 [4] (0:11.71)	1:11.96 [5] (0:12.06)	0:59.90 [5] (0:11.92)	0:47.98 [5] (0:11.97)	0:36.01 [4] (0:11.92)	0:24.09 [3] (0:12.07)	0:12.02 [2] (0:12.02)
Average Speed [km/h]	53.8	61.3	59.5	60.5	59.9	60.4	60.0	60.2
Top Speed [km/h]	64.5	63.3	60.8	61.2	60.8	61.2	60.4	60.5
Avg. Dist. to Rail [m]	0.8	0.5	0.5	0.2	0.7	0.6	1.7	4.3
Avg. Stride Freq. [Hz]	2.3	2.3	2.2	2.2	2.2	2.2	2.2	2.2
Avg. Stride Length [m]	6.6	7.6	7.4	7.6	7.5	7.4	7.4	7.5



- [] Ranking at each section and finish
- .-.- No data available at this section
- NA No data available



Horse/Jockey Name	Allezbec
Final Rank	2
Fastest Section Time (Section)	0:11.67 (1400m)
Top Speed [km/h] (Section)	63.7 (Overall)
Race State	Finished



Ipswich QLD Professional

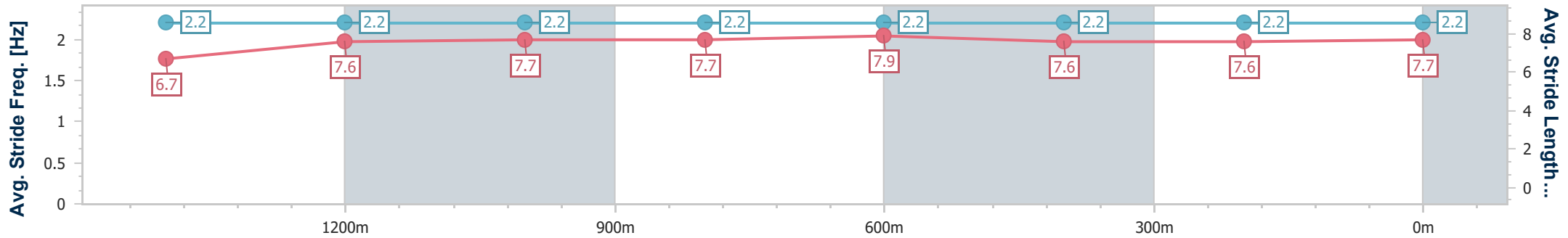
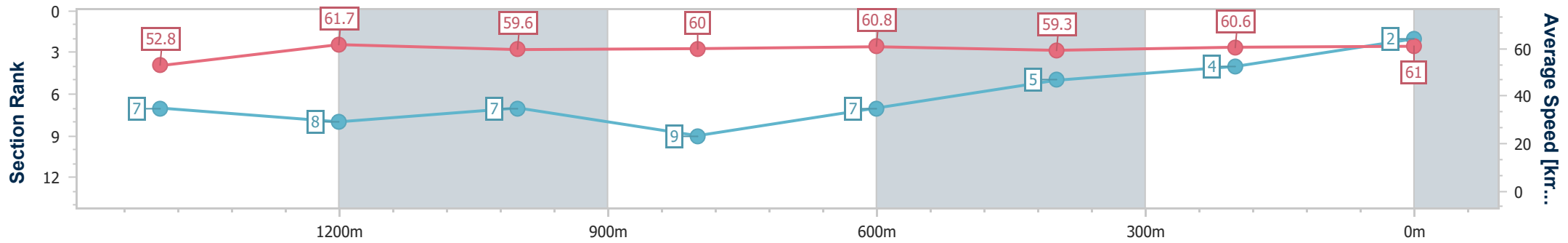
Race 2: IMPERIAL RACING Maiden Plate - 1690m

21 December 2024 - 13:39



Track Rating: Soft 5, Weather: Fine, Rail Position: +5m Entire

Section	Overall	1400m	1200m	1000m	800m	600m	400m	200m
Section Times	1:43.26 [2] (0:19.78)	1:23.48 [7] (0:11.67)	1:11.81 [8] (0:12.11)	0:59.70 [7] (0:11.95)	0:47.75 [9] (0:11.83)	0:35.92 [7] (0:12.16)	0:23.76 [5] (0:11.90)	0:11.86 [4]
Average Speed [km/h]	52.8	61.7	59.6	60.0	60.8	59.3	60.6	61.0
Top Speed [km/h]	63.7	63.2	60.0	61.1	61.6	60.4	61.7	61.8
Avg. Dist. to Rail [m]	2.2	0.2	0.1	0.2	0.9	0.6	1.1	4.6
Avg. Stride Freq. [Hz]	2.2	2.2	2.2	2.2	2.2	2.2	2.2	2.2
Avg. Stride Length [m]	6.7	7.6	7.7	7.7	7.9	7.6	7.6	7.7



- [] Ranking at each section and finish
- .-.- No data available at this section
- NA No data available



Horse/Jockey Name	Love 'N' Games
Final Rank	3
Fastest Section Time (Section)	0:11.63 (1400m)
Top Speed [km/h] (Section)	67.5 (Overall)
Race State	Finished



Ipswich QLD Professional

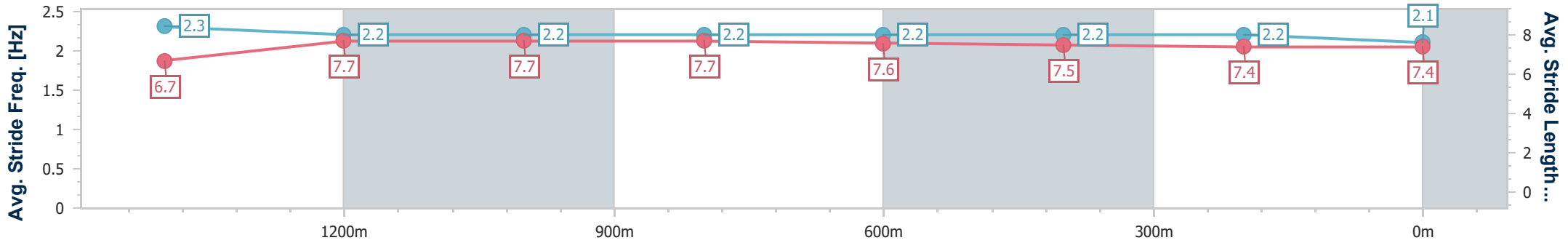
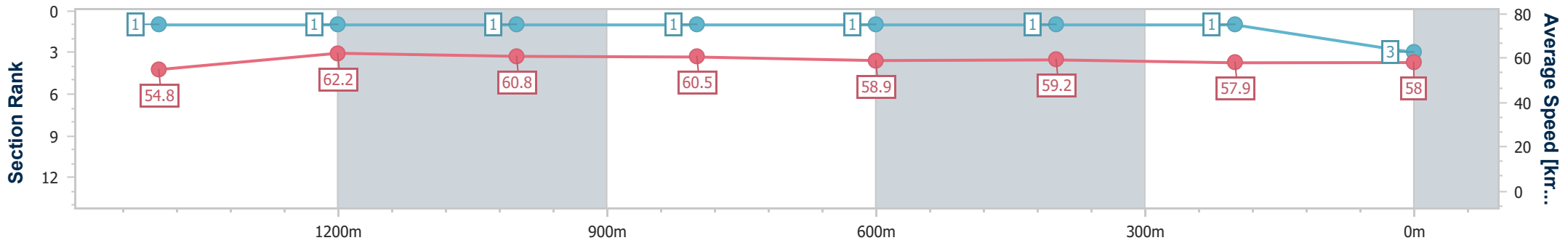
Race 2: IMPERIAL RACING Maiden Plate - 1690m

21 December 2024 - 13:39



Track Rating: Soft 5, Weather: Fine, Rail Position: +5m Entire

Section	Overall	1400m	1200m	1000m	800m	600m	400m	200m
Section Times	1:43.49 [3] (0:19.08)	1:24.41 [1] (0:11.63)	1:12.78 [1] (0:11.81)	1:00.97 [1] (0:11.89)	0:49.08 [1] (0:12.15)	0:36.93 [1] (0:12.10)	0:24.83 [1] (0:12.38)	0:12.45 [1] (0:12.45)
Average Speed [km/h]	54.8	62.2	60.8	60.5	58.9	59.2	57.9	58.0
Top Speed [km/h]	67.5	65.5	61.4	61.1	59.7	59.7	59.0	58.8
Avg. Dist. to Rail [m]	5.7	0.6	0.3	0.5	1.6	1.5	0.7	1.5
Avg. Stride Freq. [Hz]	2.3	2.2	2.2	2.2	2.2	2.2	2.2	2.1
Avg. Stride Length [m]	6.7	7.7	7.7	7.7	7.6	7.5	7.4	7.4



- [] Ranking at each section and finish
- .-.- No data available at this section
- NA No data available



Horse/Jockey Name	Bonzabelter
Final Rank	4
Fastest Section Time (Section)	0:11.67 (1400m)
Top Speed [km/h] (Section)	64.0 (1400m)
Race State	Finished



Ipswich QLD Professional

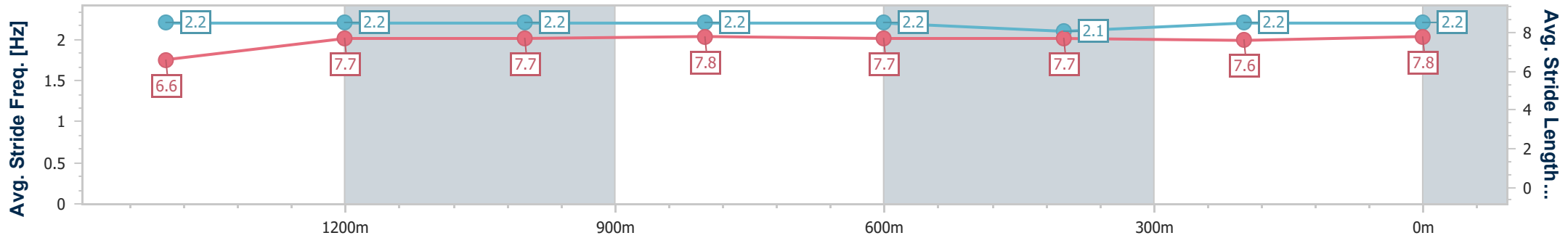
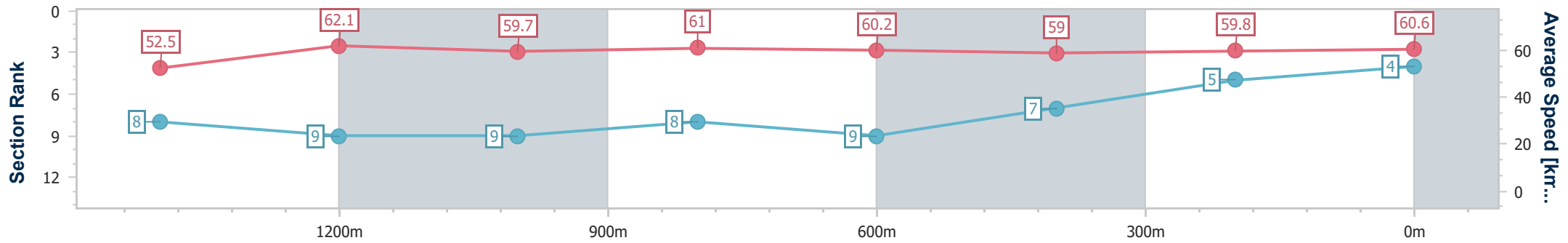
Race 2: IMPERIAL RACING Maiden Plate - 1690m

21 December 2024 - 13:39



Track Rating: Soft 5, Weather: Fine, Rail Position: +5m Entire

Section	Overall	1400m	1200m	1000m	800m	600m	400m	200m
Section Times	1:43.63 [4] (0:19.91)	1:23.72 [8] (0:11.67)	1:12.05 [9] (0:12.05)	1:00.00 [9] (0:11.86)	0:48.14 [8] (0:11.95)	0:36.19 [9] (0:12.23)	0:23.96 [7] (0:12.02)	0:11.94 [5]
Average Speed [km/h]	52.5	62.1	59.7	61.0	60.2	59.0	59.8	60.6
Top Speed [km/h]	64.0	64.0	60.9	62.1	61.6	60.3	61.7	60.8
Avg. Dist. to Rail [m]	3.4	1.4	0.2	0.5	0.4	0.4	0.4	1.8
Avg. Stride Freq. [Hz]	2.2	2.2	2.2	2.2	2.2	2.1	2.2	2.2
Avg. Stride Length [m]	6.6	7.7	7.7	7.8	7.7	7.7	7.6	7.8



- [] Ranking at each section and finish
- .-.- No data available at this section
- NA No data available



Horse/Jockey Name	Exfoliate
Final Rank	5
Fastest Section Time (Section)	0:11.79 (200m)
Top Speed [km/h] (Section)	66.0 (Overall)
Race State	Finished



Ipswich QLD Professional

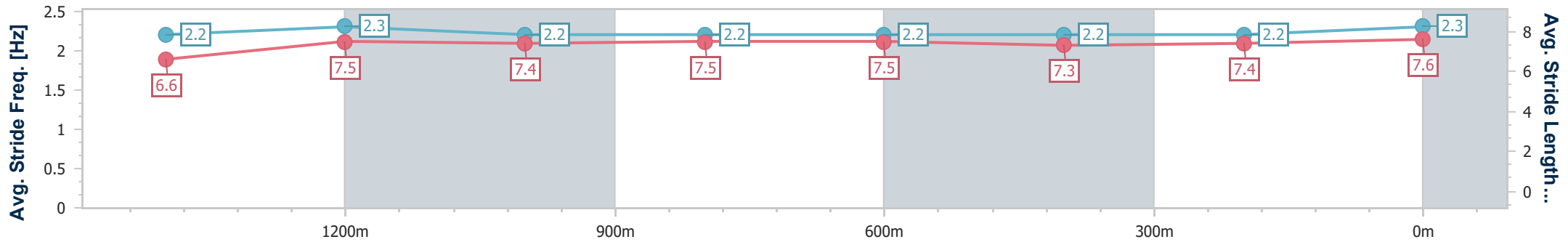
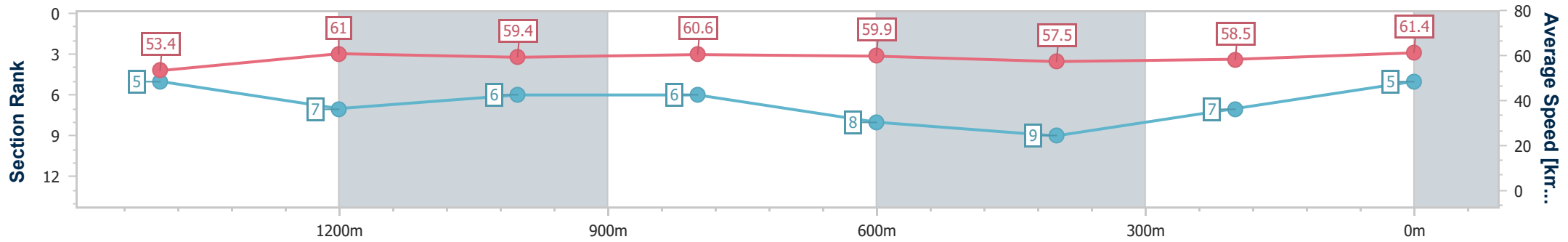
Race 2: IMPERIAL RACING Maiden Plate - 1690m

21 December 2024 - 13:39



Track Rating: Soft 5, Weather: Fine, Rail Position: +5m Entire

Section	Overall	1400m	1200m	1000m	800m	600m	400m	200m
Section Times	1:44.03 [5] (0:19.52)	1:24.51 [5] (0:11.89)	1:12.62 [7] (0:12.14)	1:00.48 [6] (0:11.88)	0:48.60 [6] (0:11.99)	0:36.61 [8] (0:12.49)	0:24.12 [9] (0:12.33)	0:11.79 [7] (0:11.79)
Average Speed [km/h]	53.4	61.0	59.4	60.6	59.9	57.5	58.5	61.4
Top Speed [km/h]	66.0	62.3	60.6	61.5	60.8	60.6	61.1	61.7
Avg. Dist. to Rail [m]	1.6	0.9	0.6	0.4	0.6	0.6	1.5	5.9
Avg. Stride Freq. [Hz]	2.2	2.3	2.2	2.2	2.2	2.2	2.2	2.3
Avg. Stride Length [m]	6.6	7.5	7.4	7.5	7.5	7.3	7.4	7.6



- [] Ranking at each section and finish
- .-.- No data available at this section
- NA No data available



Horse/Jockey Name	Avior
Final Rank	6
Fastest Section Time (Section)	0:11.72 (1400m)
Top Speed [km/h] (Section)	64.6 (Overall)
Race State	Finished



Ipswich QLD Professional

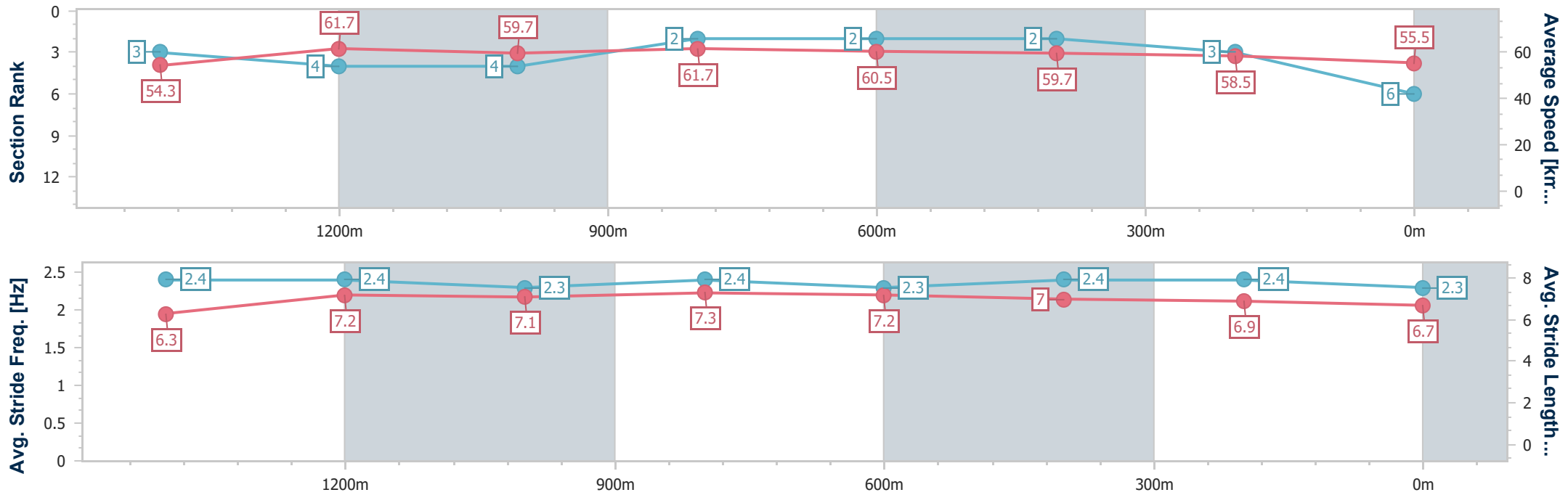
Race 2: IMPERIAL RACING Maiden Plate - 1690m

21 December 2024 - 13:39



Track Rating: Soft 5, Weather: Fine, Rail Position: +5m Entire

Section	Overall	1400m	1200m	1000m	800m	600m	400m	200m
Section Times	1:44.23 [6] (0:19.28)	1:24.95 [3] (0:11.72)	1:13.23 [4] (0:12.12)	1:01.11 [4] (0:11.74)	0:49.37 [2] (0:11.97)	0:37.40 [2] (0:12.07)	0:25.33 [2] (0:12.33)	0:13.00 [3] (0:13.00)
Average Speed [km/h]	54.3	61.7	59.7	61.7	60.5	59.7	58.5	55.5
Top Speed [km/h]	64.6	63.5	61.1	61.9	61.5	61.1	59.3	57.4
Avg. Dist. to Rail [m]	4.2	1.0	1.9	1.9	1.3	1.0	0.3	1.9
Avg. Stride Freq. [Hz]	2.4	2.4	2.3	2.4	2.3	2.4	2.4	2.3
Avg. Stride Length [m]	6.3	7.2	7.1	7.3	7.2	7.0	6.9	6.7



- [] Ranking at each section and finish
- .-.- No data available at this section
- NA No data available



Horse/Jockey Name	Stpeterscathedral
Final Rank	7
Fastest Section Time (Section)	0:11.70 (1400m)
Top Speed [km/h] (Section)	66.0 (Overall)
Race State	Finished



Ipswich QLD Professional

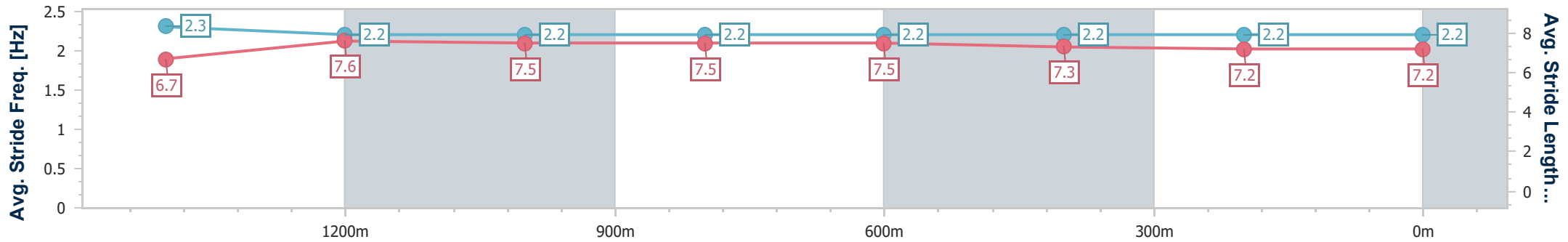
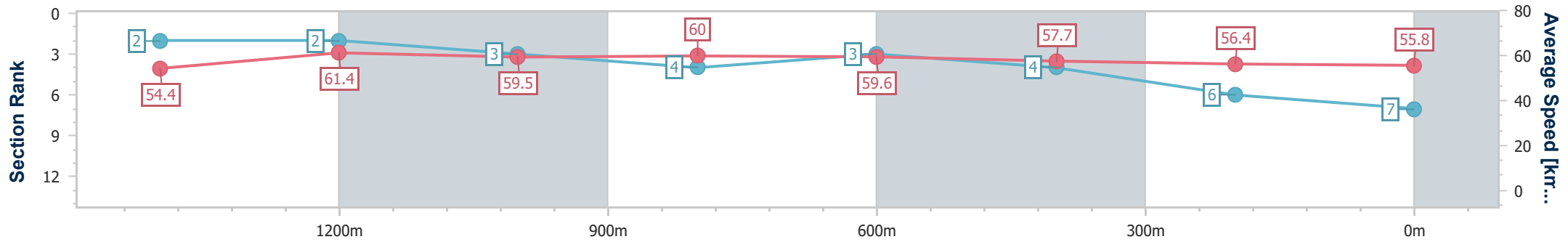
Race 2: IMPERIAL RACING Maiden Plate - 1690m

21 December 2024 - 13:39



Track Rating: Soft 5, Weather: Fine, Rail Position: +5m Entire

Section	Overall	1400m	1200m	1000m	800m	600m	400m	200m
Section Times	1:45.13 [7] (0:19.18)	1:25.95 [2] (0:11.70)	1:14.25 [2] (0:12.10)	1:02.15 [3] (0:11.98)	0:50.17 [4] (0:11.98)	0:38.19 [3] (0:12.47)	0:25.72 [4] (0:12.79)	0:12.93 [6] (0:12.93)
Average Speed [km/h]	54.4	61.4	59.5	60.0	59.6	57.7	56.4	55.8
Top Speed [km/h]	66.0	63.9	60.4	60.4	60.6	59.7	57.3	56.6
Avg. Dist. to Rail [m]	1.8	0.5	0.2	0.8	1.4	0.8	0.5	0.7
Avg. Stride Freq. [Hz]	2.3	2.2	2.2	2.2	2.2	2.2	2.2	2.2
Avg. Stride Length [m]	6.7	7.6	7.5	7.5	7.5	7.3	7.2	7.2



- [] Ranking at each section and finish
- .-.-.- No data available at this section
- NA No data available



Horse/Jockey Name	Asinglepromise
Final Rank	8
Fastest Section Time (Section)	0:11.43 (1400m)
Top Speed [km/h] (Section)	64.4 (1400m)
Race State	Finished



Ipswich QLD Professional

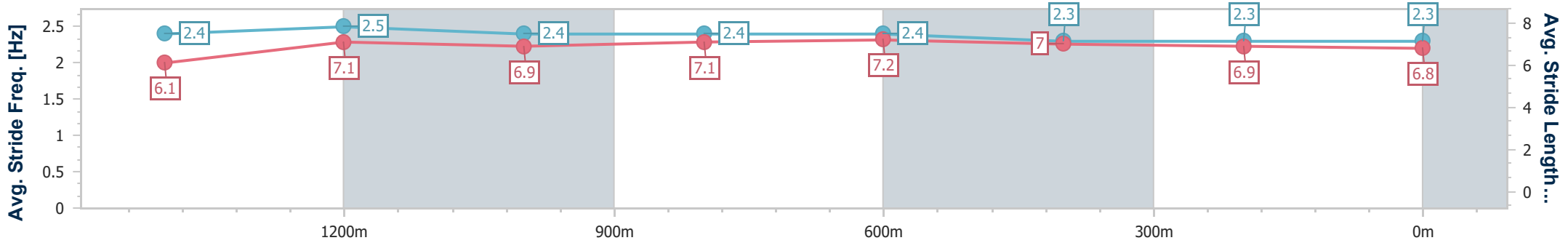
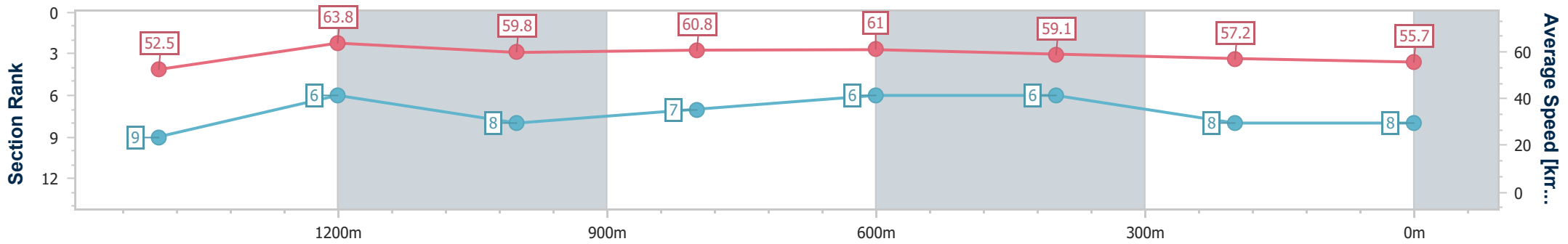
Race 2: IMPERIAL RACING Maiden Plate - 1690m

21 December 2024 - 13:39



Track Rating: Soft 5, Weather: Fine, Rail Position: +5m Entire

Section	Overall	1400m	1200m	1000m	800m	600m	400m	200m
Section Times	1:45.19 [8] (0:19.96)	1:25.23 [9] (0:11.43)	1:13.80 [6] (0:12.19)	1:01.61 [8] (0:11.87)	0:49.74 [7] (0:11.87)	0:37.87 [6] (0:12.26)	0:25.61 [6] (0:12.67)	0:12.94 [8] (0:12.94)
Average Speed [km/h]	52.5	63.8	59.8	60.8	61.0	59.1	57.2	55.7
Top Speed [km/h]	64.1	64.4	62.0	62.4	61.9	60.4	58.1	57.1
Avg. Dist. to Rail [m]	7.1	2.6	2.8	2.7	1.1	1.7	1.4	1.3
Avg. Stride Freq. [Hz]	2.4	2.5	2.4	2.4	2.4	2.3	2.3	2.3
Avg. Stride Length [m]	6.1	7.1	6.9	7.1	7.2	7.0	6.9	6.8



- [] Ranking at each section and finish
- .-.- No data available at this section
- NA No data available



Horse/Jockey Name	Take Me Out
Final Rank	9
Fastest Section Time (Section)	0:11.40 (1400m)
Top Speed [km/h] (Section)	65.7 (Overall)
Race State	Finished



Ipswich QLD Professional

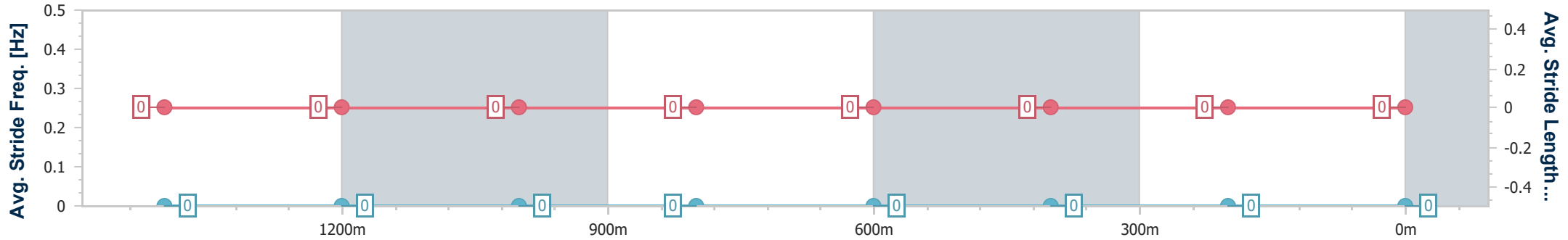
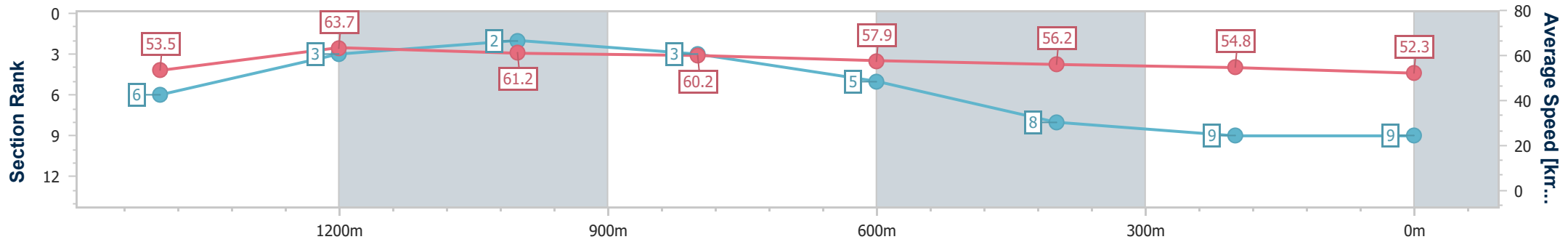
Race 2: IMPERIAL RACING Maiden Plate - 1690m

21 December 2024 - 13:39



Track Rating: Soft 5, Weather: Fine, Rail Position: +5m Entire

Section	Overall	1400m	1200m	1000m	800m	600m	400m	200m
Section Times	1:46.61 [9] (0:19.59)	1:27.02 [6] (0:11.40)	1:15.62 [3] (0:11.89)	1:03.73 [2] (0:11.99)	0:51.74 [3] (0:12.32)	0:39.42 [5] (0:12.61)	0:26.81 [8] (0:13.00)	0:13.81 [9] (0:13.81)
Average Speed [km/h]	53.5	63.7	61.2	60.2	57.9	56.2	54.8	52.3
Top Speed [km/h]	65.7	65.1	62.6	60.5	59.7	58.2	55.5	54.4
Avg. Dist. to Rail [m]	4.5	2.8	2.4	1.3	2.2	3.7	1.9	0.6
Avg. Stride Freq. [Hz]	---	---	---	---	---	---	---	---
Avg. Stride Length [m]	---	---	---	---	---	---	---	---



- [] Ranking at each section and finish
- No data available at this section
- NA No data available



Horse/Jockey Name	Paralyzed Flaxen
Final Rank	10
Fastest Section Time (Section)	0:11.46 (1400m)
Top Speed [km/h] (Section)	64.4 (1200m)
Race State	Finished



Ipswich QLD Professional

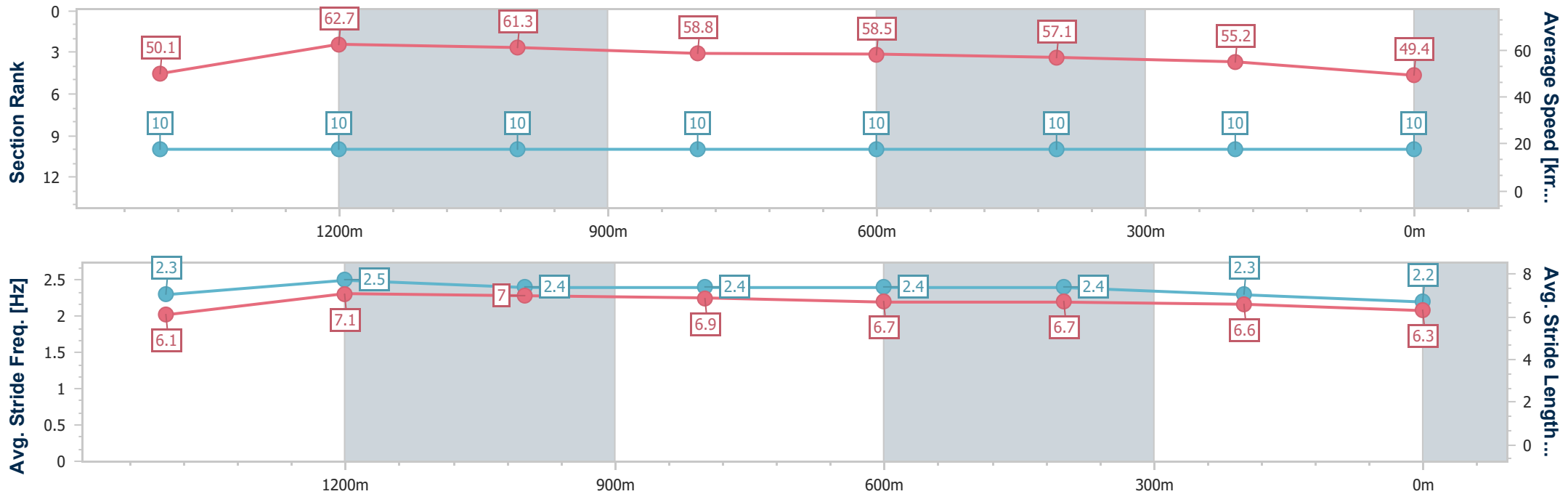
Race 2: IMPERIAL RACING Maiden Plate - 1690m

21 December 2024 - 13:39



Track Rating: Soft 5, Weather: Fine, Rail Position: +5m Entire

Section	Overall	1400m	1200m	1000m	800m	600m	400m	200m
Section Times	1:48.72 [10] (0:20.87)	1:27.85 [10] (0:11.46)	1:16.39 [10] (0:11.77)	1:04.62 [10] (0:12.25)	0:52.37 [10] (0:12.25)	0:40.12 [10] (0:12.55)	0:27.57 [10] (0:12.97)	0:14.60 [10] (0:14.60)
Average Speed [km/h]	50.1	62.7	61.3	58.8	58.5	57.1	55.2	49.4
Top Speed [km/h]	62.4	63.7	64.4	59.9	60.2	60.8	56.5	54.4
Avg. Dist. to Rail [m]	3.0	0.3	0.6	0.4	1.4	1.1	1.4	0.6
Avg. Stride Freq. [Hz]	2.3	2.5	2.4	2.4	2.4	2.4	2.3	2.2
Avg. Stride Length [m]	6.1	7.1	7.0	6.9	6.7	6.7	6.6	6.3



- [] Ranking at each section and finish
- .-.- No data available at this section
- NA No data available