

Track Rating: Soft 5, Weather: Fine, Rail Position: +5m Entire

Section										Last 600m		
Field Times		Overall	600m	400m	200m						0:32.44	
		0:45.86 (0:13.42)	0:32.44 (0:10.23)	0:22.21 (0:10.75)	0:11.46 (0:11.46)							
Rank	TAB	Horse/Jockey	Barrier	Top Speed [km/h]	Fastest Section	Overall	600m	400m	200m	Margin	Last 600m	Distance Travelled [m]
1	3	MISHANI HITMAN Olivia Kendal	9	72.4 600m	0:10.20 600m	0:45.86 [1] (0:13.45)	0:32.41 [2] (0:10.20)	0:22.21 [1] (0:10.75)	0:11.46 [1] (0:11.46)	0:45.86	0:32.41	
2	9	CHARLOTTE'S HERE Matthew Palmer	5	71.1 Overall	0:10.28 600m	0:45.94 [2] (0:13.42)	0:32.52 [1] (0:10.28)	0:22.24 [2] (0:10.76)	0:11.48 [2] (0:11.48)	0.47L	0:32.52	-2
3	1	DAY TO REMEMBER Montanna Savva	2	70.8 600m	0:10.47 600m	0:46.22 [3] (0:13.52)	0:32.70 [3] (0:10.47)	0:22.23 [4] (0:11.02)	0:11.21 [4] (0:11.21)	2.12L	0:32.70	+0
4	8	BODYSWERVE Micheal Hellyer	1	70.6 600m	0:10.49 600m	0:46.43 [4] (0:13.65)	0:32.78 [8] (0:10.49)	0:22.29 [8] (0:10.85)	0:11.44 [3] (0:11.44)	3.37L	0:32.78	-3
5	4	UPTURN Madeleine Wishart	8	70.0 600m	0:10.43 600m	0:46.53 [5] (0:13.63)	0:32.90 [7] (0:10.43)	0:22.47 [5] (0:11.06)	0:11.41 [6] (0:11.41)	3.95L	0:32.90	+3
6	11	SANDY GRIP Anthony Allen	10	70.9 600m	0:10.44 600m	0:46.73 [6] (0:13.68)	0:33.05 [9] (0:10.44)	0:22.61 [6] (0:10.98)	0:11.63 [5] (0:11.63)	5.09L	0:33.05	+4
7	10	LUCKY MAN Dan McGillivray	7	69.7 600m	0:10.59 600m	0:46.85 [7] (0:13.54)	0:33.31 [4] (0:10.59)	0:22.72 [7] (0:11.30)	0:11.42 [8] (0:11.42)	5.8L	0:33.31	+5
8	2	JUMBLD Jace McMurray	4	71.3 600m	0:10.40 600m	0:47.06 [8] (0:13.57)	0:33.49 [5] (0:10.40)	0:23.09 [3] (0:11.25)	0:11.84 [7] (0:11.84)	7.04L	0:33.49	+1
9	13	LEUCAENA Colleen Krahen	6	69.7 Overall	0:10.57 600m	0:47.16 [9] (0:13.58)	0:33.58 [6] (0:10.57)	0:23.01 [9] (0:11.43)	0:11.58 [9] (0:11.58)	7.66L	0:33.58	+1
10	6	ARNIE'S LANE Brandon Lerena	3	68.2 600m	0:10.70 600m	0:47.28 [10] (0:14.18)	0:33.10 [10] (0:10.70)	0:22.40 [10] (0:10.92)	0:11.48 [10] (0:11.48)	8.34L	0:33.10	-2

Scratched: Giggly (#5), Belle Affair (#7), Copenhagen Cat (#12), Addictive Piranha (#14)



Horse/Jockey Name	Mishani Hitman
Final Rank	1
Fastest Section Time (Section)	0:10.20 (600m)
Top Speed [km/h] (Section)	72.4 (600m)
Race State	Finished



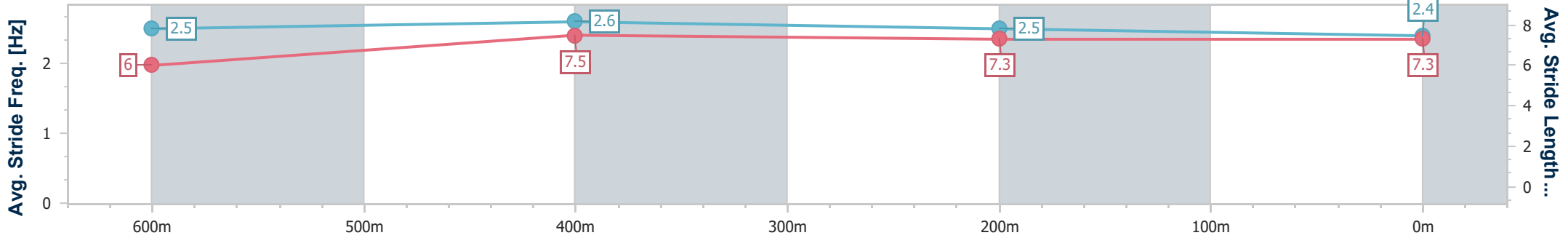
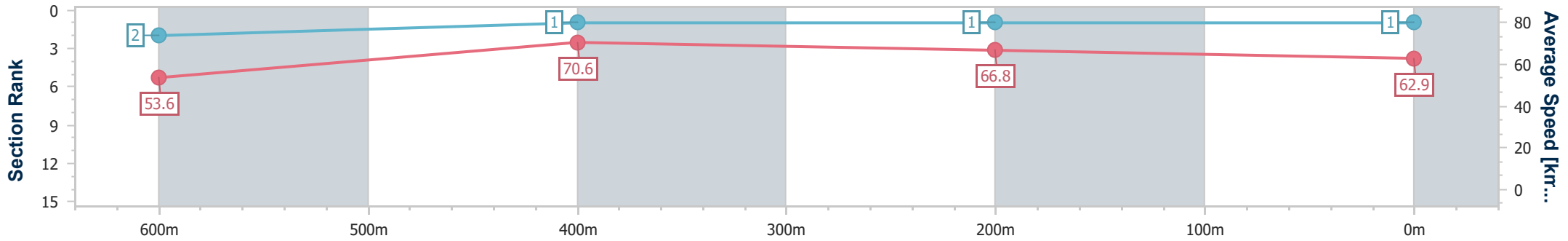
Ipswich QLD Professional
 Race 1: VALE BARRY HINTON QTIS Three-Year-Old Maiden Handicap - 800m



21 December 2024 - 13:04

Track Rating: Soft 5, Weather: Fine, Rail Position: +5m Entire

Section	Overall	600m	400m	200m
Section Times	0:45.86 [1] (0:13.45)	0:32.41 [2] (0:10.20)	0:22.21 [1] (0:10.75)	0:11.46 [1] (0:11.46)
Average Speed [km/h]	53.6	70.6	66.8	62.9
Top Speed [km/h]	70.9	72.4	68.6	65.0
Avg. Dist. to Rail [m]	8.0	1.9	0.5	1.4
Avg. Stride Freq. [Hz]	2.5	2.6	2.5	2.4
Avg. Stride Length [m]	6.0	7.5	7.3	7.3



- [] Ranking at each section and finish
- .-.- No data available at this section
- NA No data available



Horse/Jockey Name	Charlotte's Here
Final Rank	2
Fastest Section Time (Section)	0:10.28 (600m)
Top Speed [km/h] (Section)	71.1 (Overall)
Race State	Finished



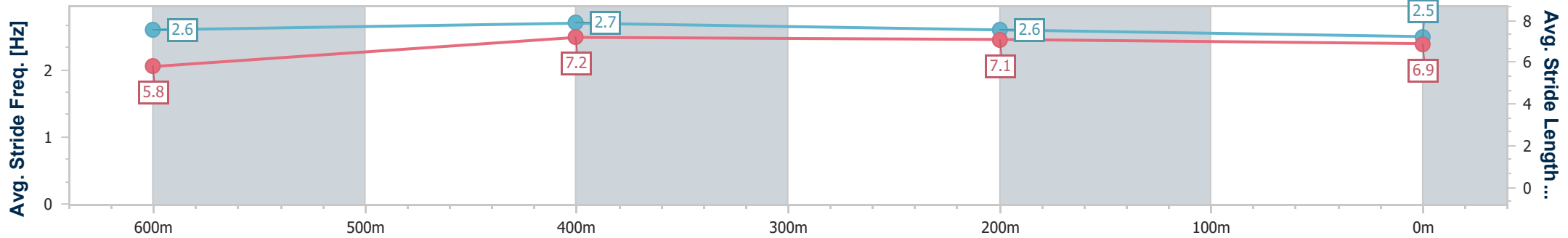
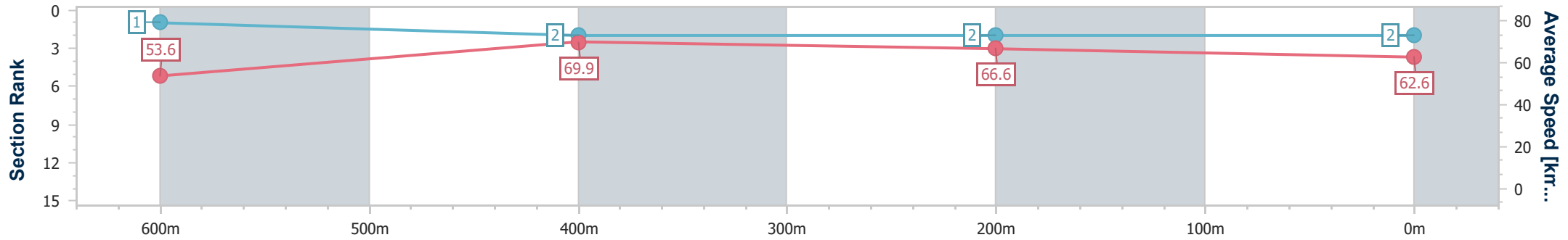
Ipswich QLD Professional
Race 1: VALE BARRY HINTON QTIS Three-Year-Old Maiden Handicap - 800m



21 December 2024 - 13:04

Track Rating: Soft 5, Weather: Fine, Rail Position: +5m Entire

Section	Overall	600m	400m	200m
Section Times	0:45.94 [2] (0:13.42)	0:32.52 [1] (0:10.28)	0:22.24 [2] (0:10.76)	0:11.48 [2] (0:11.48)
Average Speed [km/h]	53.6	69.9	66.6	62.6
Top Speed [km/h]	71.1	71.0	67.8	64.7
Avg. Dist. to Rail [m]	4.2	1.2	0.7	0.5
Avg. Stride Freq. [Hz]	2.6	2.7	2.6	2.5
Avg. Stride Length [m]	5.8	7.2	7.1	6.9



- [] Ranking at each section and finish
- .-.- No data available at this section
- NA No data available



Horse/Jockey Name	Day To Remember
Final Rank	3
Fastest Section Time (Section)	0:10.47 (600m)
Top Speed [km/h] (Section)	70.8 (600m)
Race State	Finished



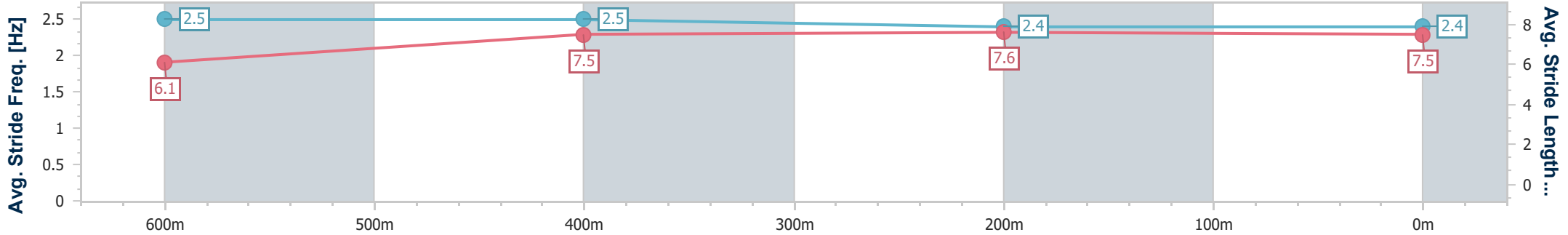
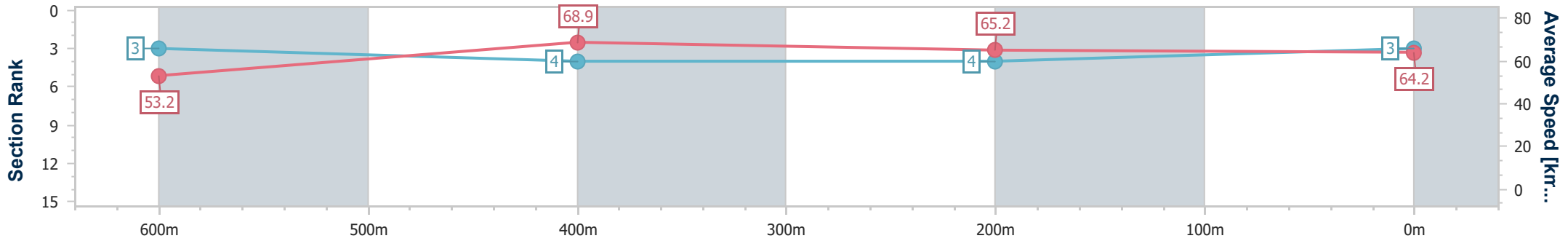
Ipswich QLD Professional
 Race 1: VALE BARRY HINTON QTIS Three-Year-Old Maiden
 Handicap - 800m



21 December 2024 - 13:04

Track Rating: Soft 5, Weather: Fine, Rail Position: +5m Entire

Section	Overall	600m	400m	200m
Section Times	0:46.22 [3] (0:13.52)	0:32.70 [3] (0:10.47)	0:22.23 [4] (0:11.02)	0:11.21 [4] (0:11.21)
Average Speed [km/h]	53.2	68.9	65.2	64.2
Top Speed [km/h]	70.3	70.8	67.5	65.2
Avg. Dist. to Rail [m]	2.2	0.6	0.8	1.9
Avg. Stride Freq. [Hz]	2.5	2.5	2.4	2.4
Avg. Stride Length [m]	6.1	7.5	7.6	7.5



- [] Ranking at each section and finish
- .-.- No data available at this section
- NA No data available



Horse/Jockey Name	Bodyswerve
Final Rank	4
Fastest Section Time (Section)	0:10.49 (600m)
Top Speed [km/h] (Section)	70.6 (600m)
Race State	Finished



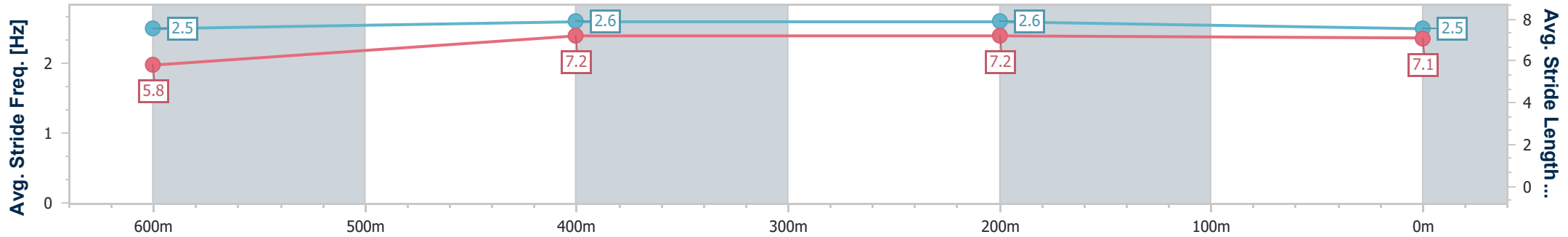
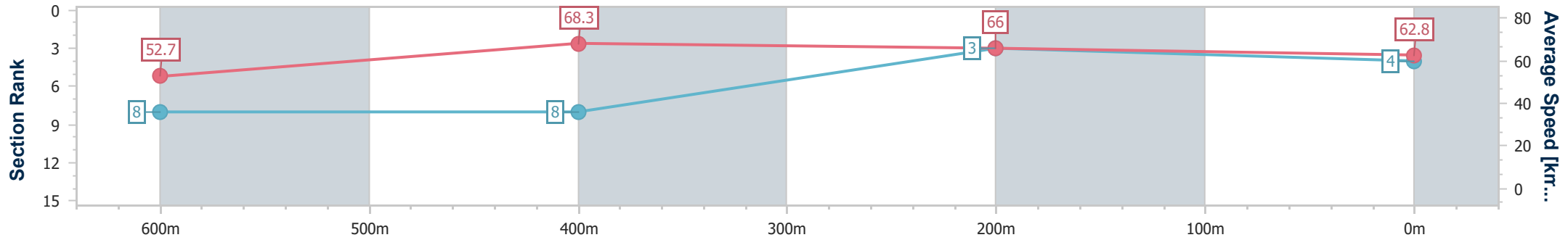
Ipswich QLD Professional
 Race 1: VALE BARRY HINTON QTIS Three-Year-Old Maiden
 Handicap - 800m



21 December 2024 - 13:04

Track Rating: Soft 5, Weather: Fine, Rail Position: +5m Entire

Section	Overall	600m	400m	200m
Section Times	0:46.43 [4] (0:13.65)	0:32.78 [8] (0:10.49)	0:22.29 [8] (0:10.85)	0:11.44 [3] (0:11.44)
Average Speed [km/h]	52.7	68.3	66.0	62.8
Top Speed [km/h]	70.1	70.6	67.0	65.1
Avg. Dist. to Rail [m]	1.0	2.5	1.2	0.8
Avg. Stride Freq. [Hz]	2.5	2.6	2.6	2.5
Avg. Stride Length [m]	5.8	7.2	7.2	7.1



- [] Ranking at each section and finish
- .-.- No data available at this section
- NA No data available



Horse/Jockey Name	Upturn
Final Rank	5
Fastest Section Time (Section)	0:10.43 (600m)
Top Speed [km/h] (Section)	70.0 (600m)
Race State	Finished



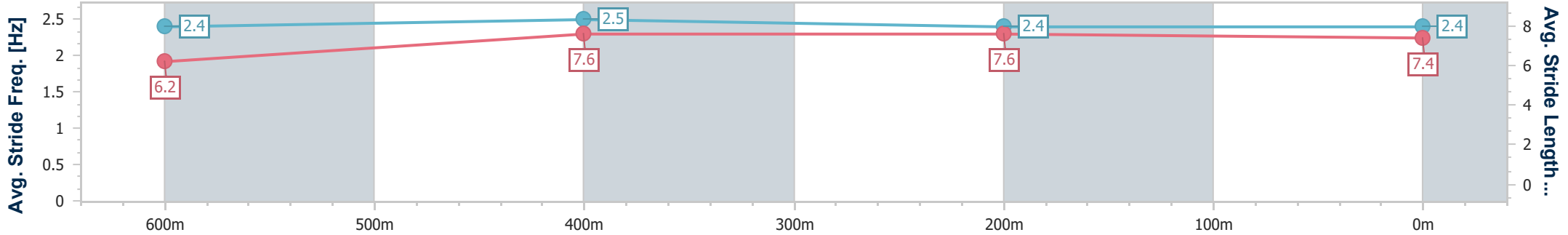
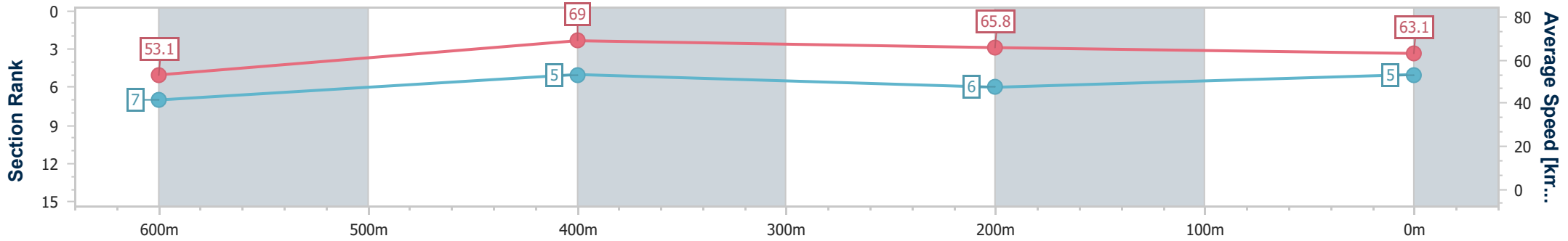
Ipswich QLD Professional
 Race 1: VALE BARRY HINTON QTIS Three-Year-Old Maiden Handicap - 800m



21 December 2024 - 13:04

Track Rating: Soft 5, Weather: Fine, Rail Position: +5m Entire

Section	Overall	600m	400m	200m
Section Times	0:46.53 [5] (0:13.63)	0:32.90 [7] (0:10.43)	0:22.47 [5] (0:11.06)	0:11.41 [6] (0:11.41)
Average Speed [km/h]	53.1	69.0	65.8	63.1
Top Speed [km/h]	68.9	70.0	67.6	65.3
Avg. Dist. to Rail [m]	7.6	2.2	3.1	5.0
Avg. Stride Freq. [Hz]	2.4	2.5	2.4	2.4
Avg. Stride Length [m]	6.2	7.6	7.6	7.4



- [] Ranking at each section and finish
- .-.- No data available at this section
- NA No data available



Horse/Jockey Name	Sandy Grip
Final Rank	6
Fastest Section Time (Section)	0:10.44 (600m)
Top Speed [km/h] (Section)	70.9 (600m)
Race State	Finished



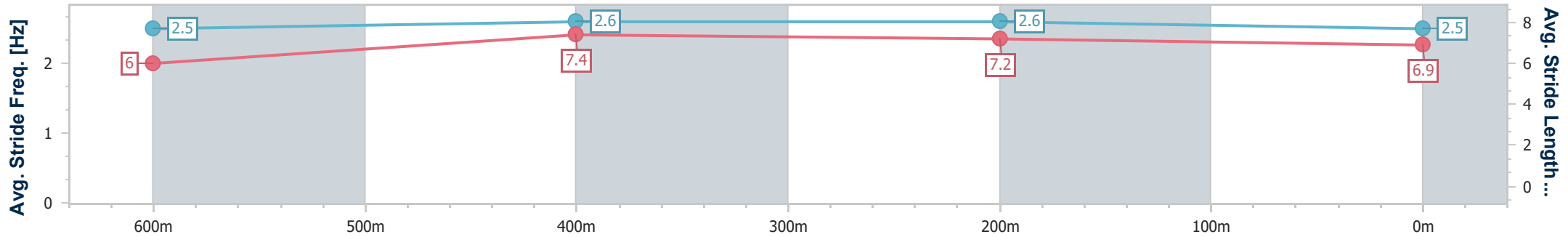
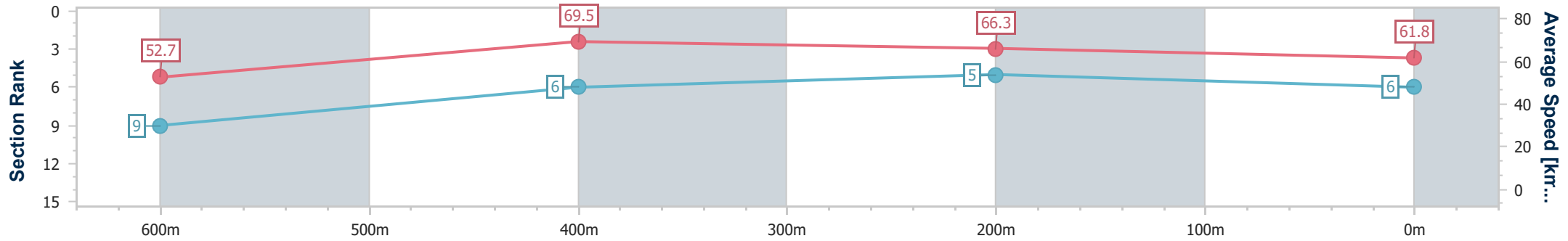
Ipswich QLD Professional
 Race 1: VALE BARRY HINTON QTIS Three-Year-Old Maiden
 Handicap - 800m



21 December 2024 - 13:04

Track Rating: Soft 5, Weather: Fine, Rail Position: +5m Entire

Section	Overall	600m	400m	200m
Section Times	0:46.73 [6] (0:13.68)	0:33.05 [9] (0:10.44)	0:22.61 [6] (0:10.98)	0:11.63 [5] (0:11.63)
Average Speed [km/h]	52.7	69.5	66.3	61.8
Top Speed [km/h]	69.4	70.9	68.9	64.6
Avg. Dist. to Rail [m]	10.0	3.2	3.0	5.9
Avg. Stride Freq. [Hz]	2.5	2.6	2.6	2.5
Avg. Stride Length [m]	6.0	7.4	7.2	6.9



- [] Ranking at each section and finish
- .-.- No data available at this section
- NA No data available



Horse/Jockey Name	Lucky Man
Final Rank	7
Fastest Section Time (Section)	0:10.59 (600m)
Top Speed [km/h] (Section)	69.7 (600m)
Race State	Finished



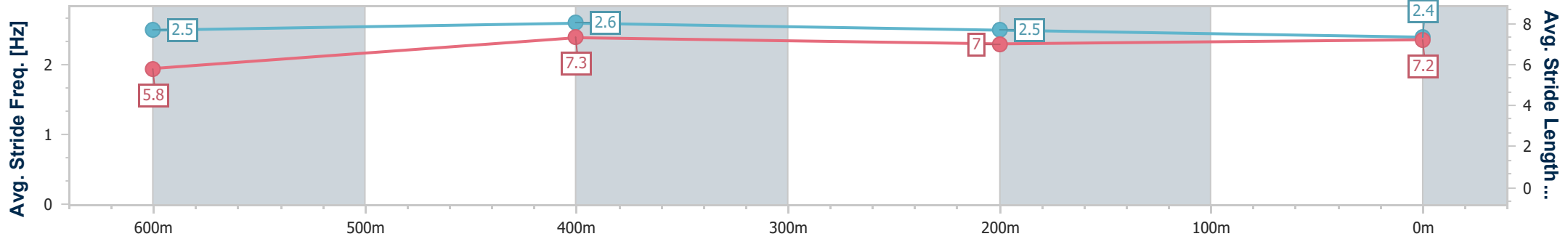
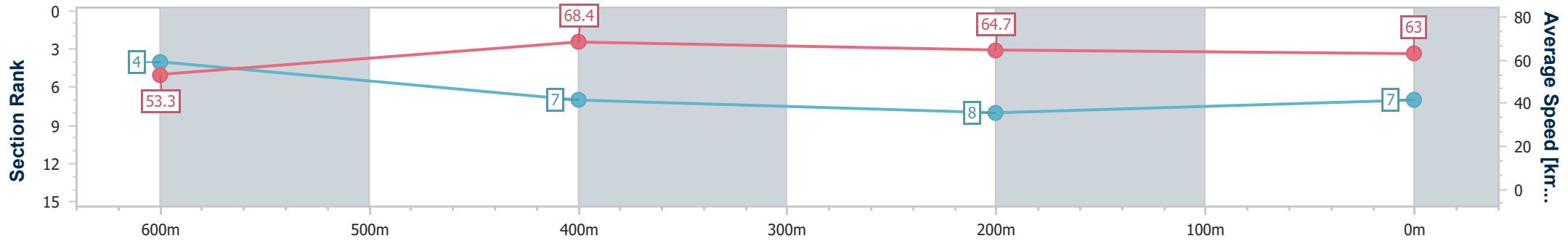
Ipswich QLD Professional
 Race 1: VALE BARRY HINTON QTIS Three-Year-Old Maiden
 Handicap - 800m



21 December 2024 - 13:04

Track Rating: Soft 5, Weather: Fine, Rail Position: +5m Entire

Section	Overall	600m	400m	200m
Section Times	0:46.85 [7] (0:13.54)	0:33.31 [4] (0:10.59)	0:22.72 [7] (0:11.30)	0:11.42 [8] (0:11.42)
Average Speed [km/h]	53.3	68.4	64.7	63.0
Top Speed [km/h]	69.5	69.7	67.6	64.7
Avg. Dist. to Rail [m]	6.0	2.8	4.8	5.7
Avg. Stride Freq. [Hz]	2.5	2.6	2.5	2.4
Avg. Stride Length [m]	5.8	7.3	7.0	7.2



- [] Ranking at each section and finish
- .-.- No data available at this section
- NA No data available



Horse/Jockey Name	Jumbled
Final Rank	8
Fastest Section Time (Section)	0:10.40 (600m)
Top Speed [km/h] (Section)	71.3 (600m)
Race State	Finished



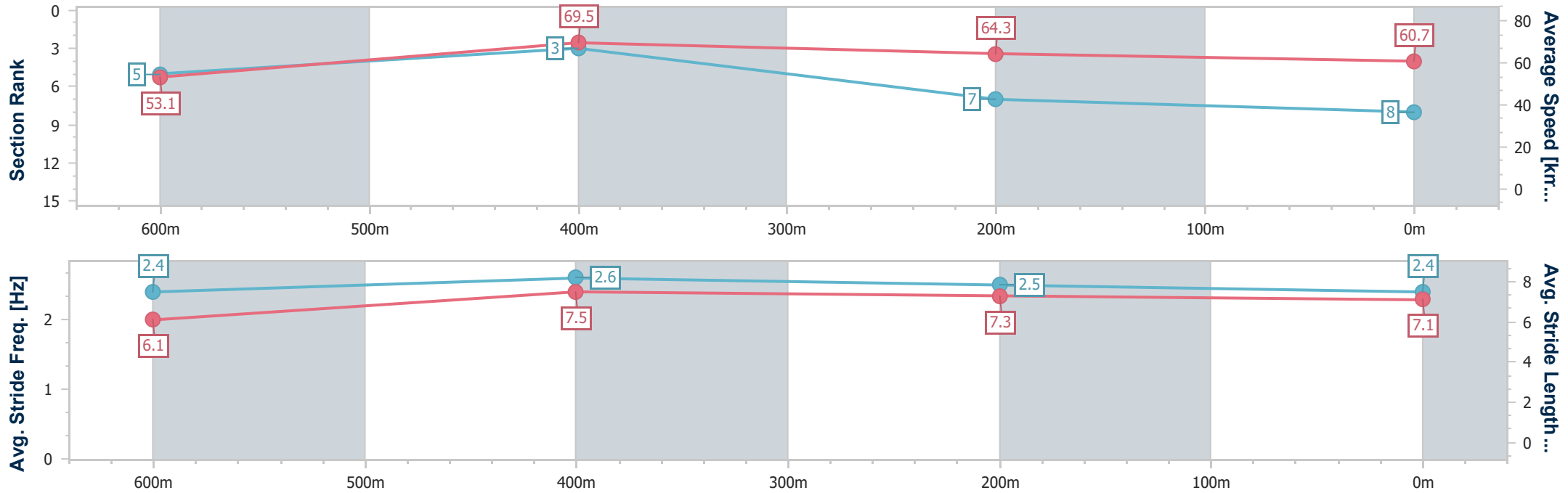
Ipswich QLD Professional
 Race 1: VALE BARRY HINTON QTIS Three-Year-Old Maiden
 Handicap - 800m



21 December 2024 - 13:04

Track Rating: Soft 5, Weather: Fine, Rail Position: +5m Entire

Section	Overall	600m	400m	200m
Section Times	0:47.06 [8] (0:13.57)	0:33.49 [5] (0:10.40)	0:23.09 [3] (0:11.25)	0:11.84 [7] (0:11.84)
Average Speed [km/h]	53.1	69.5	64.3	60.7
Top Speed [km/h]	70.0	71.3	67.3	62.7
Avg. Dist. to Rail [m]	3.2	1.2	1.5	1.3
Avg. Stride Freq. [Hz]	2.4	2.6	2.5	2.4
Avg. Stride Length [m]	6.1	7.5	7.3	7.1



- [] Ranking at each section and finish
- .-.- No data available at this section
- NA No data available



Horse/Jockey Name	Leucaena
Final Rank	9
Fastest Section Time (Section)	0:10.57 (600m)
Top Speed [km/h] (Section)	69.7 (Overall)
Race State	Finished



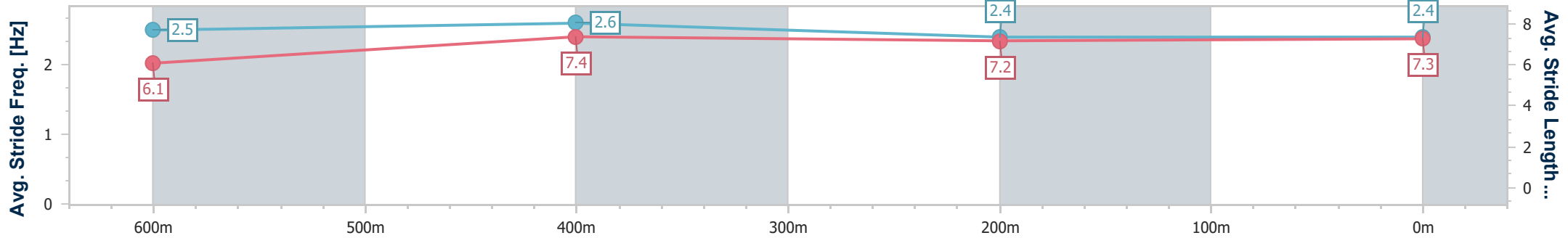
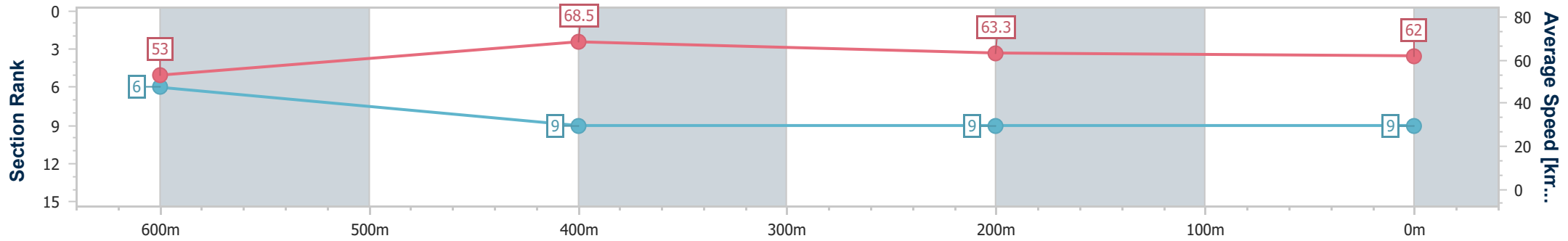
Ipswich QLD Professional
 Race 1: VALE BARRY HINTON QTIS Three-Year-Old Maiden
 Handicap - 800m



21 December 2024 - 13:04

Track Rating: Soft 5, Weather: Fine, Rail Position: +5m Entire

Section	Overall	600m	400m	200m
Section Times	0:47.16 [9] (0:13.58)	0:33.58 [6] (0:10.57)	0:23.01 [9] (0:11.43)	0:11.58 [9] (0:11.58)
Average Speed [km/h]	53.0	68.5	63.3	62.0
Top Speed [km/h]	69.7	69.7	66.0	63.5
Avg. Dist. to Rail [m]	5.0	1.0	1.9	1.2
Avg. Stride Freq. [Hz]	2.5	2.6	2.4	2.4
Avg. Stride Length [m]	6.1	7.4	7.2	7.3



- [] Ranking at each section and finish
- .-.- No data available at this section
- NA No data available



Horse/Jockey Name	Arnie's Lane
Final Rank	10
Fastest Section Time (Section)	0:10.70 (600m)
Top Speed [km/h] (Section)	68.2 (600m)
Race State	Finished



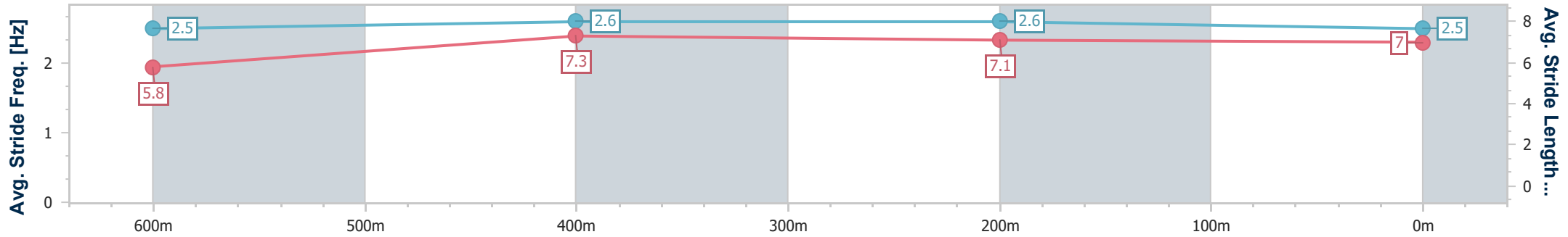
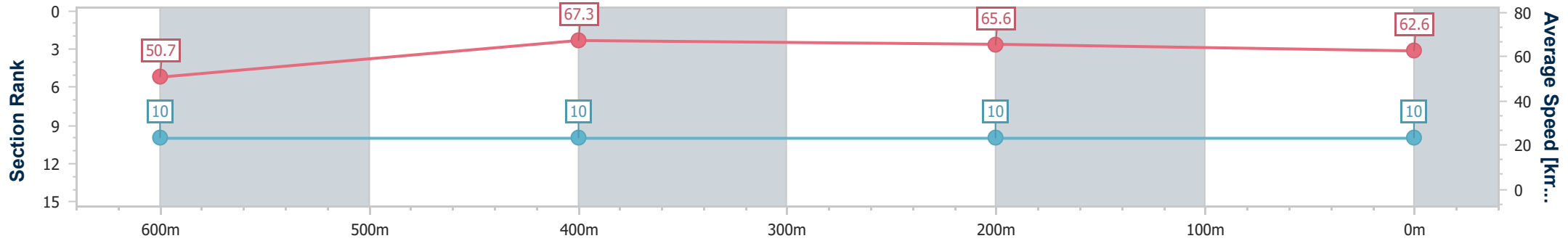
Ipswich QLD Professional
 Race 1: VALE BARRY HINTON QTIS Three-Year-Old Maiden
 Handicap - 800m



21 December 2024 - 13:04

Track Rating: Soft 5, Weather: Fine, Rail Position: +5m Entire

Section	Overall	600m	400m	200m
Section Times	0:47.28 [10] (0:14.18)	0:33.10 [10] (0:10.70)	0:22.40 [10] (0:10.92)	0:11.48 [10] (0:11.48)
Average Speed [km/h]	50.7	67.3	65.6	62.6
Top Speed [km/h]	66.9	68.2	66.8	65.0
Avg. Dist. to Rail [m]	2.6	1.1	1.2	0.9
Avg. Stride Freq. [Hz]	2.5	2.6	2.6	2.5
Avg. Stride Length [m]	5.8	7.3	7.1	7.0



- [] Ranking at each section and finish
- .-.- No data available at this section
- NA No data available