



# Eagle Farm QLD Professional

## Race 9: U&U RECRUITMENT BENCHMARK 85 Handicap - 1400m

21 December 2024 - 17:13



BRISBANE  
RACING CLUB

Track Rating: Good 4, Weather: Fine, Rail Position: +4.5m Entire

Section		Field Times										Last 600m	
		Overall	1200m	1000m	800m	600m	400m						
		1:21.88 (0:13.44)	1:08.44 (0:11.16)	0:57.28 (0:11.35)	0:45.93 (0:11.36)	0:34.57 (0:11.14)	0:23.43 (0:11.30)						0:34.57
Rank	TAB Horse/Jockey	Barrier	Top Speed [km/h]	Fastest Section								Distance Travelled [m]	
1	10 <b>TRANSATLANTIC</b> Regan Bayliss	4	67.0 400m	0:10.98 400m	1:21.88 [1] (0:13.53)	1:08.35 [2] (0:11.08)	0:57.27 [2] (0:11.42)	0:45.85 [2] (0:11.47)	0:34.38 [2] (0:11.31)	0:23.07 [2] (0:10.98)	0:34.38		
2	8 <b>WEIGALL TIGER</b> Cody Collis	9	67.3 600m	0:11.14 600m	1:22.23 [2] (0:13.44)	1:08.79 [1] (0:11.16)	0:57.63 [1] (0:11.35)	0:46.28 [1] (0:11.36)	0:34.92 [1] (0:11.14)	0:23.78 [1] (0:11.30)	0:34.92 -9		
3	6 <b>BUILT</b> Ryan Maloney	6	66.0 600m	0:11.17 1200m	1:22.63 [3] (0:14.16)	1:08.47 [5] (0:11.17)	0:57.30 [5] (0:11.42)	0:45.88 [5] (0:11.35)	0:34.53 [5] (0:11.26)	0:23.27 [5] (0:11.20)	0:34.53 +0		
4	1 <b>INVER PARK</b> Bailey Wheeler	7	66.4 400m	0:11.16 400m	1:22.85 [4] (0:14.50)	1:08.35 [8] (0:11.29)	0:57.06 [7] (0:11.37)	0:45.69 [7] (0:11.26)	0:34.43 [7] (0:11.28)	0:23.15 [6] (0:11.16)	0:34.43 -3		
5	2 <b>JETTY</b> Jason Collett	2	68.0 400m	0:11.02 400m	1:23.02 [5] (0:14.52)	1:08.50 [9] (0:11.43)	0:57.07 [9] (0:11.41)	0:45.66 [9] (0:11.33)	0:34.33 [10] (0:11.16)	0:23.17 [10] (0:11.02)	0:34.33 -3		
6	14 <b>BLACK DUKE</b> Jake Bayliss	10	66.7 400m	0:11.09 400m	1:23.02 [6] (0:14.78)	1:08.24 [10] (0:11.29)	0:56.95 [10] (0:11.36)	0:45.59 [10] (0:11.24)	0:34.35 [9] (0:11.15)	0:23.20 [9] (0:11.09)	0:34.35 -2		
7	5 <b>DON'T STOP</b> Emily Lang	1	64.4 800m	0:11.31 1200m	1:23.30 [7] (0:13.71)	1:09.59 [3] (0:11.31)	0:58.28 [4] (0:11.47)	0:46.81 [4] (0:11.46)	0:35.35 [4] (0:11.40)	0:23.95 [4] (0:11.42)	0:35.35 -4		
8	3 <b>POCKET FULL</b> Jasper Franklin	8	67.3 600m	0:11.22 800m	1:23.38 [8] (0:14.47)	1:08.91 [7] (0:11.43)	0:57.48 [8] (0:11.36)	0:46.12 [8] (0:11.22)	0:34.90 [8] (0:11.24)	0:23.66 [7] (0:11.28)	0:34.90 +4		
9	15 <b>AMERICAN PRESIDENT</b> Luke Tarrant	3	66.3 1200m	0:11.12 1200m	1:23.38 [9] (0:13.76)	1:09.62 [4] (0:11.12)	0:58.50 [3] (0:11.50)	0:47.00 [3] (0:11.43)	0:35.57 [3] (0:11.47)	0:24.10 [3] (0:11.61)	0:35.57 -1		
10	11 <b>RISING PACIFIC</b> Kyle Wilson-Taylor	5	65.2 800m	0:11.29 1200m	1:25.59 [10] (0:14.27)	1:11.32 [6] (0:11.29)	1:00.03 [6] (0:11.48)	0:48.55 [6] (0:11.32)	0:37.23 [6] (0:11.39)	0:25.84 [8] (0:11.74)	0:37.23 -5		

Scratched: Ang Pow (#4), Ocean Zar (#19), Atlantic Ocean (#9), Our Magnus (#13), Aton Of Delight (#18), Colleagues (#12), Mickey's Medal (#17), Lord Of Biscay (#16), Cashin' Chex (#7)

[ ] Ranking at each section and finish  
-:--:-- No data available at this section  
NA No data available

SCN Saddle cloth number  
DNF Did not finish  
DNT Did not track



# Eagle Farm QLD Professional

## Race 9: U&U RECRUITMENT BENCHMARK 85 Handicap - 1400m

21 December 2024 - 17:13



BRISBANE  
RACING CLUB

Track Rating: Good 4, Weather: Fine, Rail Position: +4.5m Entire

Section				200m				Last 600m	
Field Times				0:12.13 (0:12.13)				0:34.57	
Rank	TAB	Horse/Jockey	Barrier	Top Speed [km/h]	Fastest Section	Margin			Distance Travelled [m]
1	10	TRANSATLANTIC Regan Bayliss	4	67.0 400m	0:10.98 400m	0:12.09 [2] (0:12.09)	1:21.88		0:34.38
2	8	WEIGALL TIGER Cody Collis	9	67.3 600m	0:11.14 600m	0:12.48 [1] (0:12.48)	2.09L		0:34.92 -9
3	6	BULLT Ryan Maloney	6	66.0 600m	0:11.17 1200m	0:12.07 [3] (0:12.07)	4.4L		0:34.53 +0
4	1	INVER PARK Bailey Wheeler	7	66.4 400m	0:11.16 400m	0:11.99 [5] (0:11.99)	5.72L		0:34.43 -3
5	2	JETTY Jason Collett	2	68.0 400m	0:11.02 400m	0:12.15 [6] (0:12.15)	6.72L		0:34.33 -3
6	14	BLACK DUKE Jake Bayliss	10	66.7 400m	0:11.09 400m	0:12.11 [8] (0:12.11)	6.74L		0:34.35 -2
7	5	DON'T STOP Emily Lang	1	64.4 800m	0:11.31 1200m	0:12.53 [4] (0:12.53)	8.37L		0:35.35 -4
8	3	POCKET FULL Jasper Franklin	8	67.3 600m	0:11.22 800m	0:12.38 [9] (0:12.38)	8.81L		0:34.90 +4
9	15	AMERICAN PRESIDENT Luke Tarrant	3	66.3 1200m	0:11.12 1200m	0:12.49 [7] (0:12.49)	8.84L		0:35.57 -1
10	11	RISING PACIFIC Kyle Wilson-Taylor	5	65.2 800m	0:11.29 1200m	0:14.10 [10] (0:14.10)	21.86L		0:37.23 -5

Scratched: Ang Pow (#4), Ocean Zar (#19), Atlantic Ocean (#9), Our Magnus (#13), Aton Of Delight (#18), Colleagues (#12), Mickey's Medal (#17), Lord Of Biscay (#16), Cashin' Chex (#7)

[ ] Ranking at each section and finish  
-:--:- No data available at this section  
NA No data available

SCN Saddle cloth number  
DNF Did not finish  
DNT Did not track



Horse/Jockey Name	Transatlantic
Final Rank	1
Fastest Section Time (Section)	0:10.98 (400m)
Top Speed [km/h] (Section)	67.0 (400m)
Race State	Finished



Eagle Farm QLD Professional  
Race 9: U&U RECRUITMENT BENCHMARK 85 Handicap - 1400m

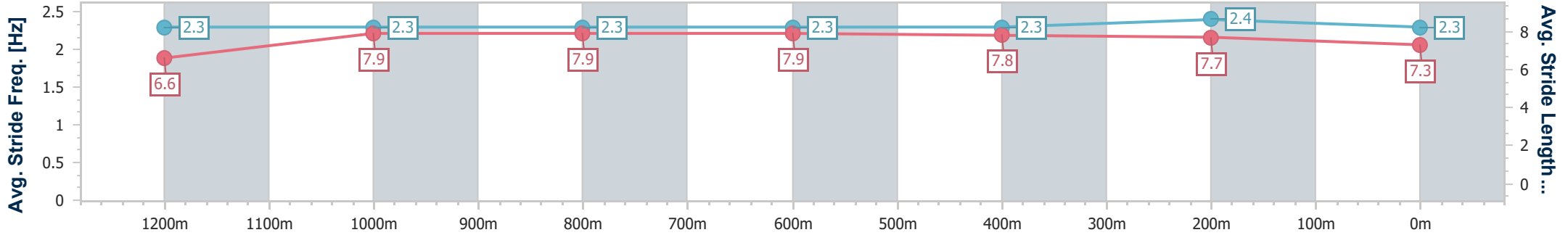
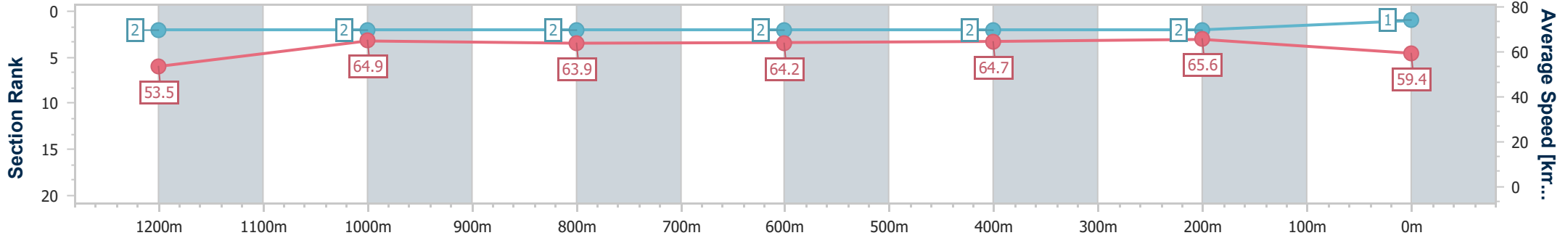
21 December 2024 - 17:13

Track Rating: Good 4, Weather: Fine, Rail Position: +4.5m Entire



BRISBANE RACING CLUB

Section	Overall	1200m	1000m	800m	600m	400m	200m
Section Times	1:21.88 [1] (0:13.53)	1:08.35 [2] (0:11.08)	0:57.27 [2] (0:11.42)	0:45.85 [2] (0:11.47)	0:34.38 [2] (0:11.31)	0:23.07 [2] (0:10.98)	0:12.09 [2] (0:12.09)
Average Speed [km/h]	53.5	64.9	63.9	64.2	64.7	65.6	59.4
Top Speed [km/h]	66.7	65.9	64.7	64.7	66.6	67.0	62.6
Avg. Dist. to Rail [m]	4.9	2.8	3.2	4.2	3.5	6.8	6.4
Avg. Stride Freq. [Hz]	2.3	2.3	2.3	2.3	2.3	2.4	2.3
Avg. Stride Length [m]	6.6	7.9	7.9	7.9	7.8	7.7	7.3



- [ ] Ranking at each section and finish
- .-.- No data available at this section
- NA No data available



Horse/Jockey Name	Weigall Tiger
Final Rank	2
Fastest Section Time (Section)	0:11.14 (600m)
Top Speed [km/h] (Section)	67.3 (600m)
Race State	Finished



Eagle Farm QLD Professional  
Race 9: U&U RECRUITMENT BENCHMARK 85 Handicap - 1400m

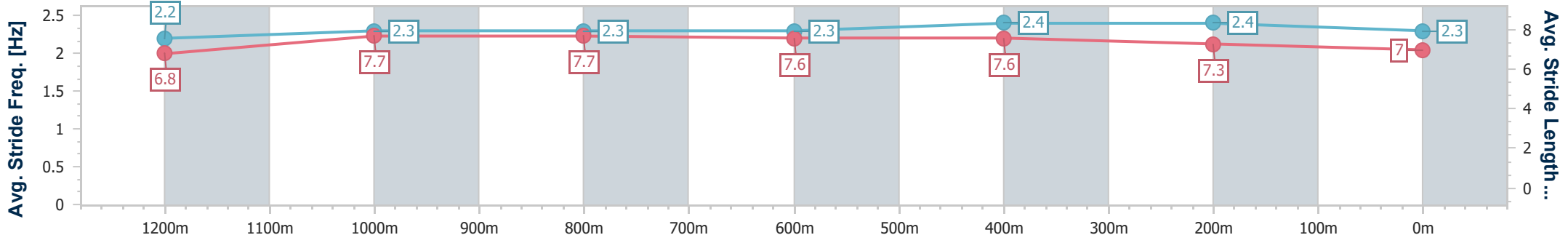
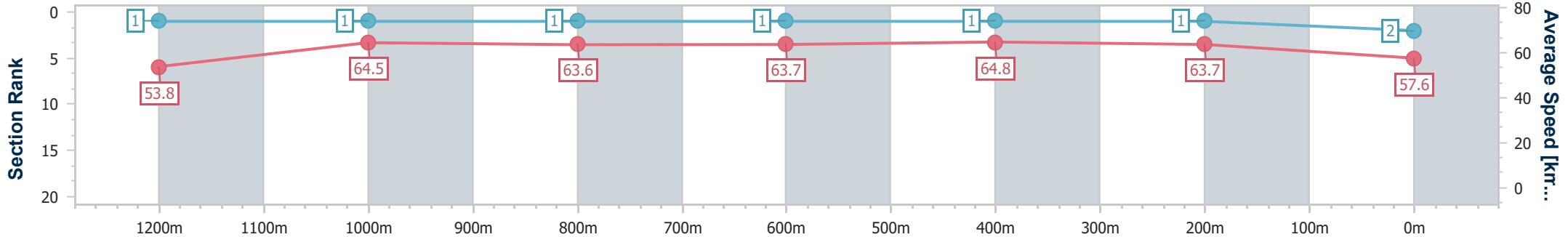
21 December 2024 - 17:13

Track Rating: Good 4, Weather: Fine, Rail Position: +4.5m Entire



BRISBANE RACING CLUB

Section	Overall	1200m	1000m	800m	600m	400m	200m
Section Times	1:22.23 [2] (0:13.44)	1:08.79 [1] (0:11.16)	0:57.63 [1] (0:11.35)	0:46.28 [1] (0:11.36)	0:34.92 [1] (0:11.14)	0:23.78 [1] (0:11.30)	0:12.48 [1] (0:12.48)
Average Speed [km/h]	53.8	64.5	63.6	63.7	64.8	63.7	57.6
Top Speed [km/h]	64.5	66.1	64.8	64.6	67.3	65.4	61.9
Avg. Dist. to Rail [m]	6.3	1.5	0.6	1.0	0.4	3.4	4.6
Avg. Stride Freq. [Hz]	2.2	2.3	2.3	2.3	2.4	2.4	2.3
Avg. Stride Length [m]	6.8	7.7	7.7	7.6	7.6	7.3	7.0



- [ ] Ranking at each section and finish
- .-.- No data available at this section
- NA No data available



Horse/Jockey Name	Built
Final Rank	3
Fastest Section Time (Section)	0:11.17 (1200m)
Top Speed [km/h] (Section)	66.0 (600m)
Race State	Finished



Eagle Farm QLD Professional  
Race 9: U&U RECRUITMENT BENCHMARK 85 Handicap - 1400m

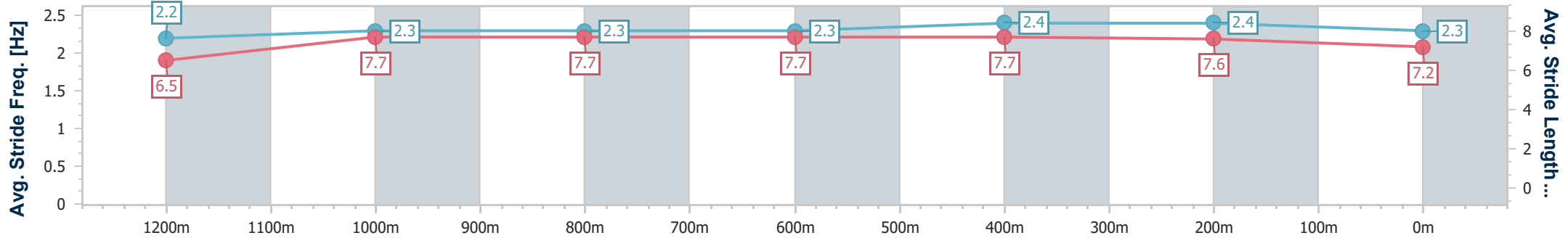
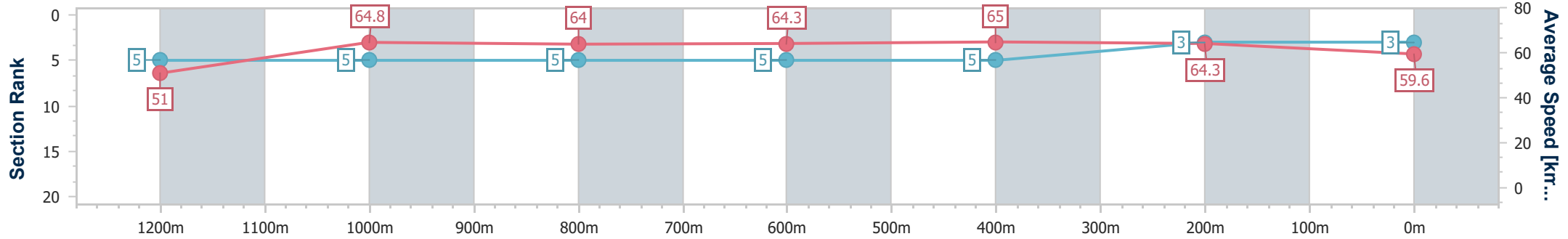


21 December 2024 - 17:13

BRISBANE RACING CLUB

Track Rating: Good 4, Weather: Fine, Rail Position: +4.5m Entire

Section	Overall	1200m	1000m	800m	600m	400m	200m
Section Times	1:22.63 [3] (0:14.16)	1:08.47 [5] (0:11.17)	0:57.30 [5] (0:11.42)	0:45.88 [5] (0:11.35)	0:34.53 [5] (0:11.26)	0:23.27 [5] (0:11.20)	0:12.07 [3] (0:12.07)
Average Speed [km/h]	51.0	64.8	64.0	64.3	65.0	64.3	59.6
Top Speed [km/h]	64.7	65.3	65.0	64.8	66.0	65.9	62.2
Avg. Dist. to Rail [m]	5.3	3.5	3.5	3.2	3.6	7.6	7.1
Avg. Stride Freq. [Hz]	2.2	2.3	2.3	2.3	2.4	2.4	2.3
Avg. Stride Length [m]	6.5	7.7	7.7	7.7	7.7	7.6	7.2



- [ ] Ranking at each section and finish
- .-.- No data available at this section
- NA No data available



Horse/Jockey Name	Inver Park
Final Rank	4
Fastest Section Time (Section)	0:11.16 (400m)
Top Speed [km/h] (Section)	66.4 (400m)
Race State	Finished



Eagle Farm QLD Professional  
Race 9: U&U RECRUITMENT BENCHMARK 85 Handicap - 1400m

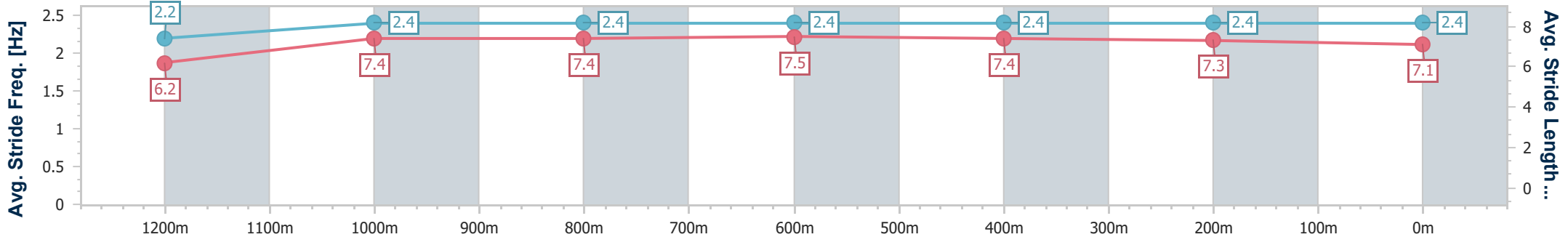
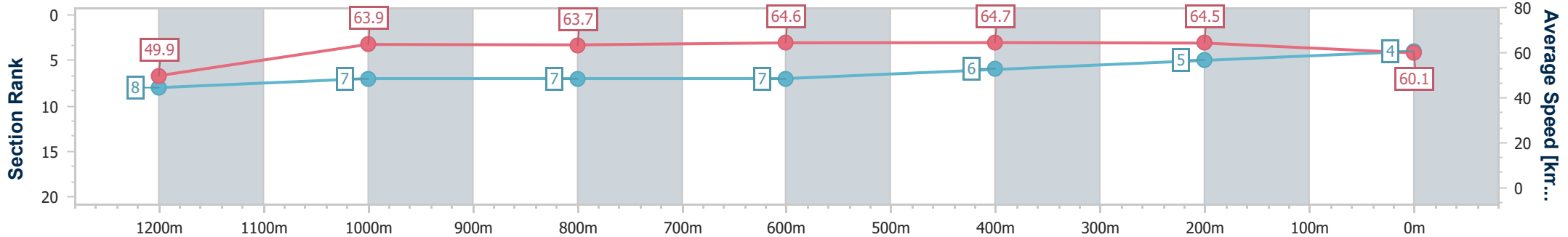
21 December 2024 - 17:13

Track Rating: Good 4, Weather: Fine, Rail Position: +4.5m Entire



BRISBANE RACING CLUB

Section	Overall	1200m	1000m	800m	600m	400m	200m
Section Times	1:22.85 [4] (0:14.50)	1:08.35 [8] (0:11.29)	0:57.06 [7] (0:11.37)	0:45.69 [7] (0:11.26)	0:34.43 [7] (0:11.28)	0:23.15 [6] (0:11.16)	0:11.99 [5] (0:11.99)
Average Speed [km/h]	49.9	63.9	63.7	64.6	64.7	64.5	60.1
Top Speed [km/h]	64.7	65.3	65.6	65.6	66.2	66.4	63.2
Avg. Dist. to Rail [m]	5.9	2.7	1.8	2.4	2.4	5.6	7.9
Avg. Stride Freq. [Hz]	2.2	2.4	2.4	2.4	2.4	2.4	2.4
Avg. Stride Length [m]	6.2	7.4	7.4	7.5	7.4	7.3	7.1



- [ ] Ranking at each section and finish
- .-.- No data available at this section
- NA No data available



Horse/Jockey Name	Jetty
Final Rank	5
Fastest Section Time (Section)	0:11.02 (400m)
Top Speed [km/h] (Section)	68.0 (400m)
Race State	Finished



Eagle Farm QLD Professional  
Race 9: U&U RECRUITMENT BENCHMARK 85 Handicap - 1400m

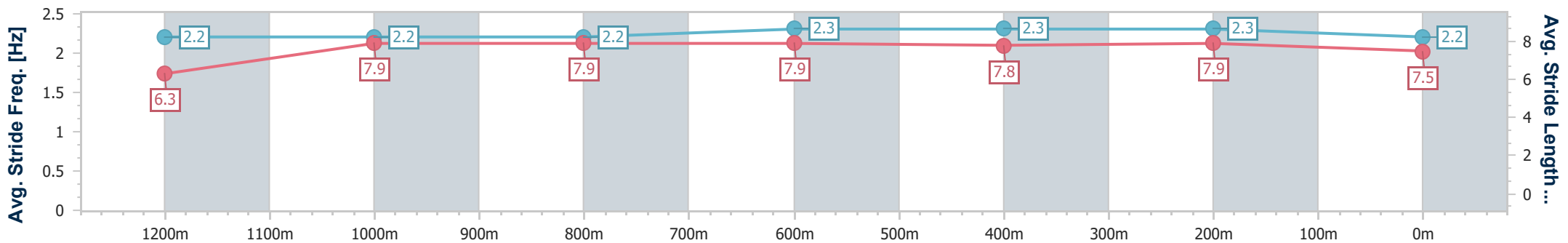
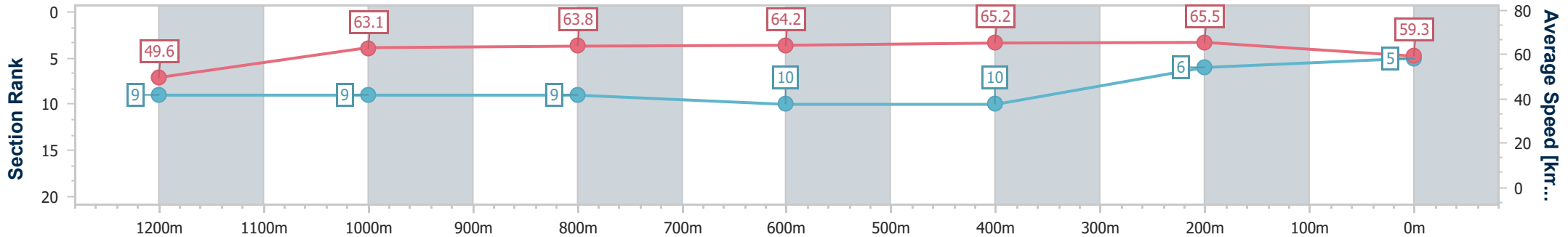
21 December 2024 - 17:13

Track Rating: Good 4, Weather: Fine, Rail Position: +4.5m Entire



BRISBANE RACING CLUB

Section	Overall	1200m	1000m	800m	600m	400m	200m
Section Times	1:23.02 [5] (0:14.52)	1:08.50 [9] (0:11.43)	0:57.07 [9] (0:11.41)	0:45.66 [9] (0:11.33)	0:34.33 [10] (0:11.16)	0:23.17 [10] (0:11.02)	0:12.15 [6] (0:12.15)
Average Speed [km/h]	49.6	63.1	63.8	64.2	65.2	65.5	59.3
Top Speed [km/h]	63.2	64.5	65.1	65.1	66.4	68.0	62.6
Avg. Dist. to Rail [m]	3.3	2.5	2.3	2.6	2.3	5.5	4.9
Avg. Stride Freq. [Hz]	2.2	2.2	2.2	2.3	2.3	2.3	2.2
Avg. Stride Length [m]	6.3	7.9	7.9	7.9	7.8	7.9	7.5



- [ ] Ranking at each section and finish
- .-.- No data available at this section
- NA No data available



Horse/Jockey Name	Black Duke
Final Rank	6
Fastest Section Time (Section)	0:11.09 (400m)
Top Speed [km/h] (Section)	66.7 (400m)
Race State	Finished



Eagle Farm QLD Professional  
Race 9: U&U RECRUITMENT BENCHMARK 85 Handicap - 1400m

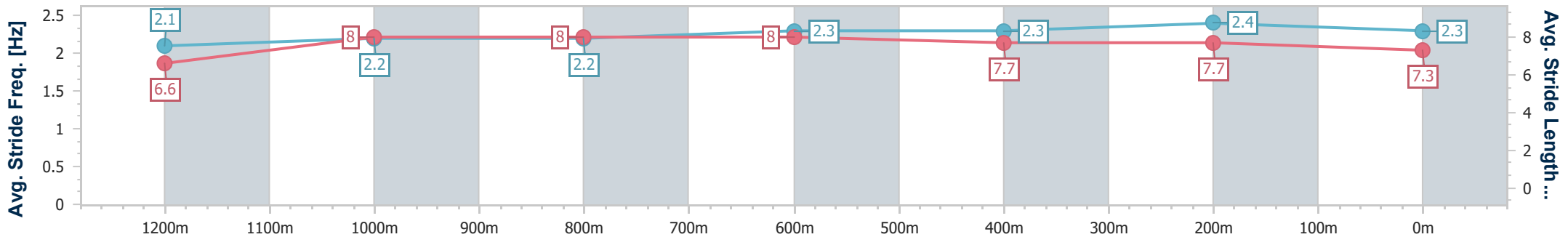
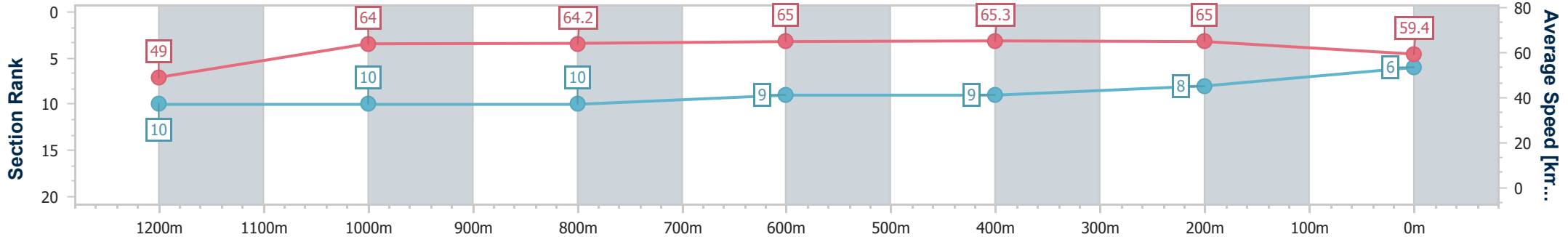
21 December 2024 - 17:13

Track Rating: Good 4, Weather: Fine, Rail Position: +4.5m Entire



BRISBANE RACING CLUB

Section	Overall	1200m	1000m	800m	600m	400m	200m
Section Times	1:23.02 [6] (0:14.78)	1:08.24 [10] (0:11.29)	0:56.95 [10] (0:11.36)	0:45.59 [10] (0:11.24)	0:34.35 [9] (0:11.15)	0:23.20 [9] (0:11.09)	0:12.11 [8] (0:12.11)
Average Speed [km/h]	49.0	64.0	64.2	65.0	65.3	65.0	59.4
Top Speed [km/h]	62.9	64.8	65.5	65.9	66.5	66.7	62.6
Avg. Dist. to Rail [m]	7.8	3.4	2.8	2.4	3.1	7.1	7.9
Avg. Stride Freq. [Hz]	2.1	2.2	2.2	2.3	2.3	2.4	2.3
Avg. Stride Length [m]	6.6	8.0	8.0	8.0	7.7	7.7	7.3



- [ ] Ranking at each section and finish
- .-.- No data available at this section
- NA No data available





Horse/Jockey Name	Don't Stop
Final Rank	7
Fastest Section Time (Section)	0:11.31 (1200m)
Top Speed [km/h] (Section)	64.4 (800m)
Race State	Finished



Eagle Farm QLD Professional  
Race 9: U&U RECRUITMENT BENCHMARK 85 Handicap - 1400m

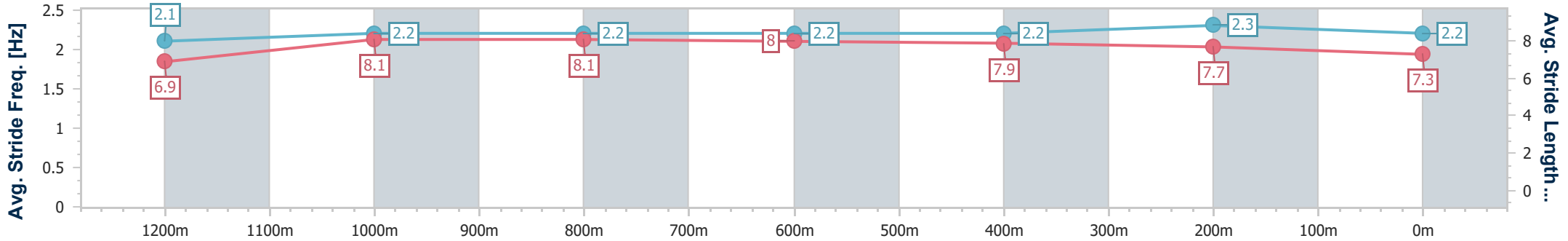
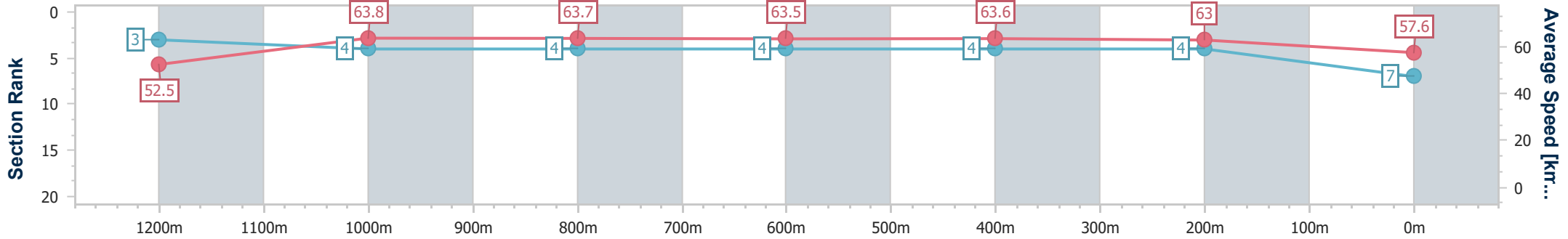
21 December 2024 - 17:13

Track Rating: Good 4, Weather: Fine, Rail Position: +4.5m Entire



BRISBANE RACING CLUB

Section	Overall	1200m	1000m	800m	600m	400m	200m
Section Times	1:23.30 [7] (0:13.71)	1:09.59 [3] (0:11.31)	0:58.28 [4] (0:11.47)	0:46.81 [4] (0:11.46)	0:35.35 [4] (0:11.40)	0:23.95 [4] (0:11.42)	0:12.53 [4] (0:12.53)
Average Speed [km/h]	52.5	63.8	63.7	63.5	63.6	63.0	57.6
Top Speed [km/h]	63.7	64.3	64.2	64.4	64.4	63.8	60.5
Avg. Dist. to Rail [m]	3.0	2.4	2.5	2.3	1.8	2.7	0.8
Avg. Stride Freq. [Hz]	2.1	2.2	2.2	2.2	2.2	2.3	2.2
Avg. Stride Length [m]	6.9	8.1	8.1	8.0	7.9	7.7	7.3



- [ ] Ranking at each section and finish
- .-.- No data available at this section
- NA No data available



Horse/Jockey Name	Pocket Full
Final Rank	8
Fastest Section Time (Section)	0:11.22 (800m)
Top Speed [km/h] (Section)	67.3 (600m)
Race State	Finished



Eagle Farm QLD Professional  
Race 9: U&U RECRUITMENT BENCHMARK 85 Handicap - 1400m

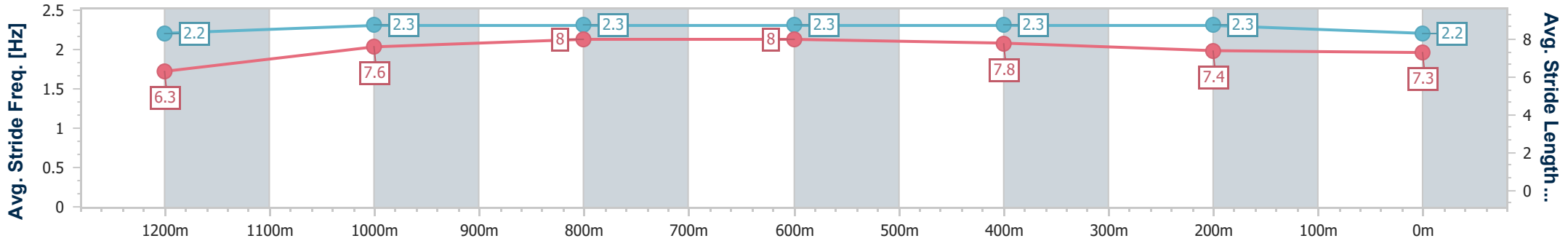
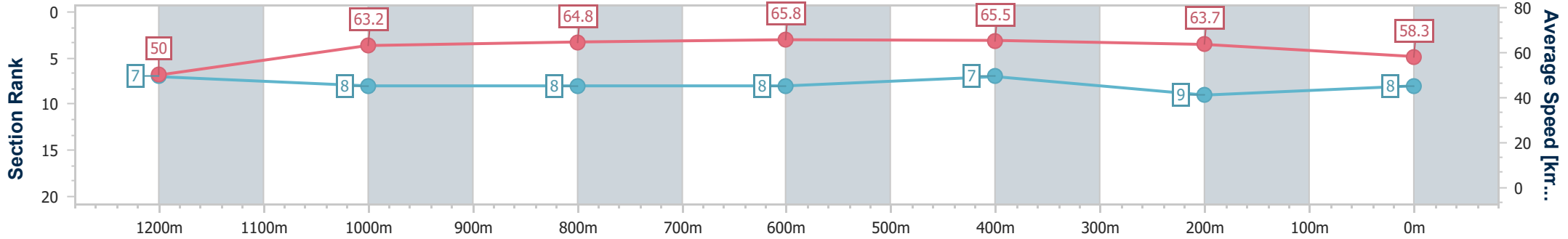
21 December 2024 - 17:13

Track Rating: Good 4, Weather: Fine, Rail Position: +4.5m Entire



BRISBANE RACING CLUB

Section	Overall	1200m	1000m	800m	600m	400m	200m
Section Times	1:23.38 [8] (0:14.47)	1:08.91 [7] (0:11.43)	0:57.48 [8] (0:11.36)	0:46.12 [8] (0:11.22)	0:34.90 [8] (0:11.24)	0:23.66 [7] (0:11.28)	0:12.38 [9] (0:12.38)
Average Speed [km/h]	50.0	63.2	64.8	65.8	65.5	63.7	58.3
Top Speed [km/h]	63.6	64.2	66.7	66.8	67.3	66.6	60.7
Avg. Dist. to Rail [m]	7.1	4.1	4.2	5.3	4.8	10.9	8.0
Avg. Stride Freq. [Hz]	2.2	2.3	2.3	2.3	2.3	2.3	2.2
Avg. Stride Length [m]	6.3	7.6	8.0	8.0	7.8	7.4	7.3



- [ ] Ranking at each section and finish
- .-.- No data available at this section
- NA No data available



Horse/Jockey Name	American President
Final Rank	9
Fastest Section Time (Section)	0:11.12 (1200m)
Top Speed [km/h] (Section)	66.3 (1200m)
Race State	Finished



Eagle Farm QLD Professional  
Race 9: U&U RECRUITMENT BENCHMARK 85 Handicap - 1400m

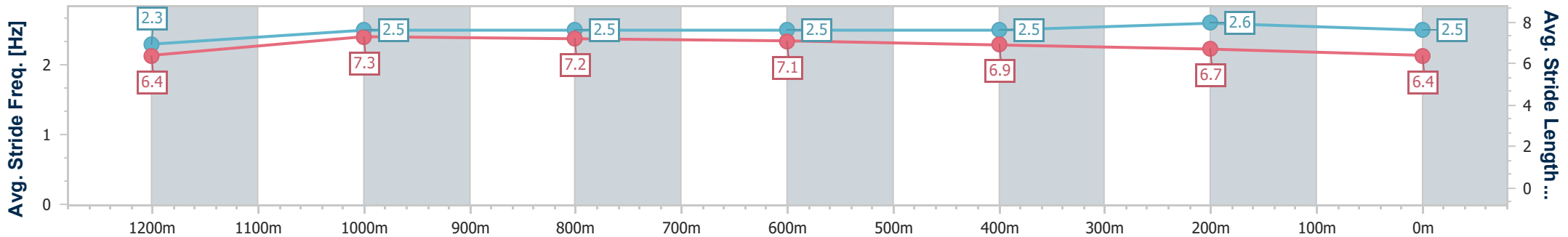
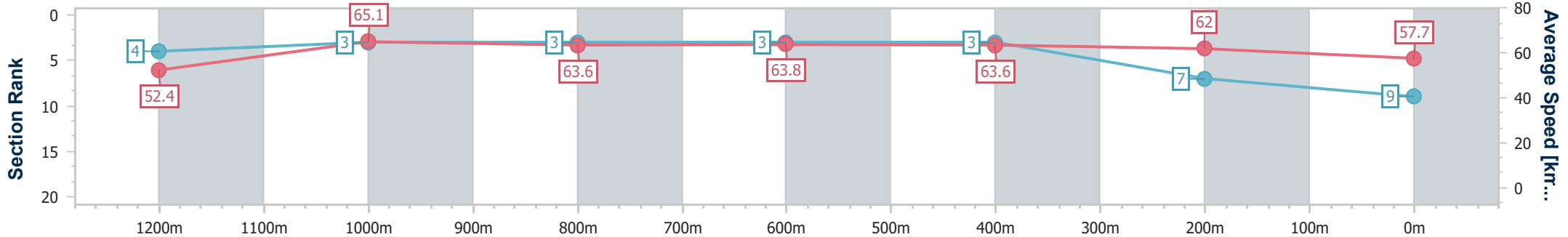


21 December 2024 - 17:13

BRISBANE RACING CLUB

Track Rating: Good 4, Weather: Fine, Rail Position: +4.5m Entire

Section	Overall	1200m	1000m	800m	600m	400m	200m
Section Times	1:23.38 [9] (0:13.76)	1:09.62 [4] (0:11.12)	0:58.50 [3] (0:11.50)	0:47.00 [3] (0:11.43)	0:35.57 [3] (0:11.47)	0:24.10 [3] (0:11.61)	0:12.49 [7] (0:12.49)
Average Speed [km/h]	52.4	65.1	63.6	63.8	63.6	62.0	57.7
Top Speed [km/h]	65.6	66.3	65.5	65.3	64.8	65.0	60.4
Avg. Dist. to Rail [m]	4.3	3.4	3.4	3.4	2.3	3.5	2.0
Avg. Stride Freq. [Hz]	2.3	2.5	2.5	2.5	2.5	2.6	2.5
Avg. Stride Length [m]	6.4	7.3	7.2	7.1	6.9	6.7	6.4



- [ ] Ranking at each section and finish
- .-.- No data available at this section
- NA No data available



Horse/Jockey Name	Rising Pacific
Final Rank	10
Fastest Section Time (Section)	0:11.29 (1200m)
Top Speed [km/h] (Section)	65.2 (800m)
Race State	Finished



Eagle Farm QLD Professional  
Race 9: U&U RECRUITMENT BENCHMARK 85 Handicap - 1400m

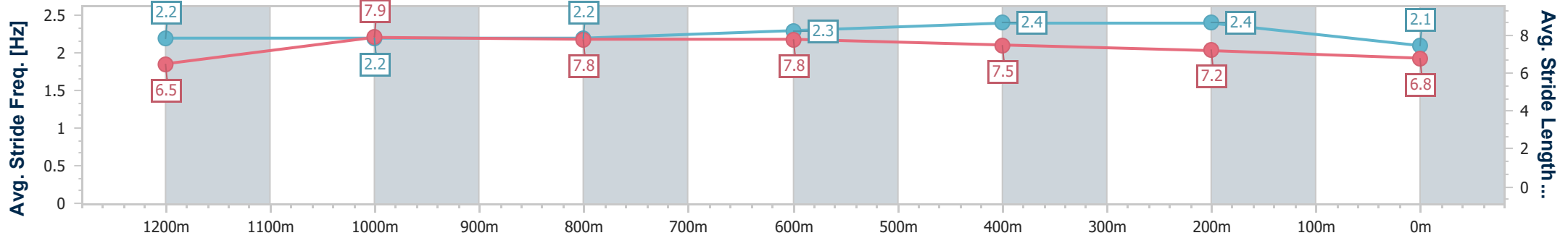
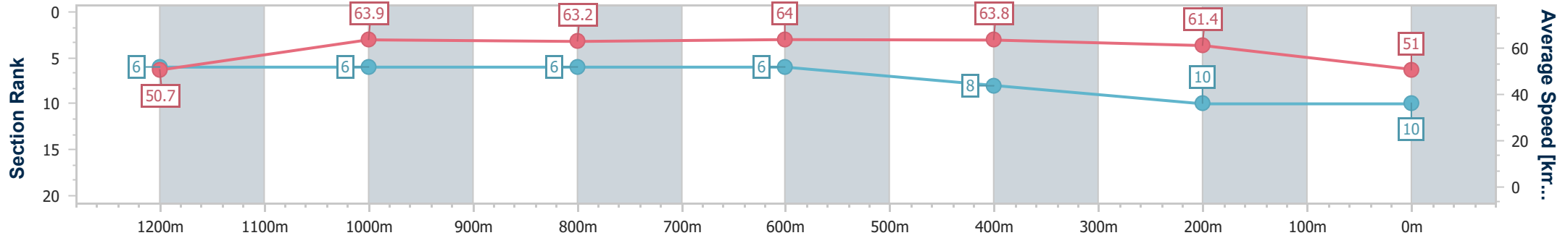
21 December 2024 - 17:13

Track Rating: Good 4, Weather: Fine, Rail Position: +4.5m Entire



BRISBANE RACING CLUB

Section	Overall	1200m	1000m	800m	600m	400m	200m
Section Times	1:25.59 [10] (0:14.27)	1:11.32 [6] (0:11.29)	1:00.03 [6] (0:11.48)	0:48.55 [6] (0:11.32)	0:37.23 [6] (0:11.39)	0:25.84 [8] (0:11.74)	0:14.10 [10] (0:14.10)
Average Speed [km/h]	50.7	63.9	63.2	64.0	63.8	61.4	51.0
Top Speed [km/h]	62.9	64.7	63.9	65.2	64.9	63.7	57.0
Avg. Dist. to Rail [m]	4.2	2.1	1.6	2.1	2.0	5.5	5.6
Avg. Stride Freq. [Hz]	2.2	2.2	2.2	2.3	2.4	2.4	2.1
Avg. Stride Length [m]	6.5	7.9	7.8	7.8	7.5	7.2	6.8



- [ ] Ranking at each section and finish
- .-.- No data available at this section
- NA No data available