



# Eagle Farm QLD Professional

## Race 1: GIRLS DAY OUT 1 MARCH BENCHMARK 78 Handicap - 2218m

21 December 2024 - 12:13



BRISBANE  
RACING CLUB

Track Rating: Good 4, Weather: Fine, Rail Position: +4.5m Entire

Section													Overall	2000m	1800m	1600m	1400m	1200m	1000m	Last 600m
Field Times													2:17.19 (0:15.74)	2:01.45 (0:11.84)	1:49.61 (0:12.39)	1:37.22 (0:12.31)	1:24.91 (0:12.28)	1:12.63 (0:12.35)	1:00.28 (0:12.42)	0:35.93
Rank	TAB	Horse/Jockey	Barrier	Top Speed [km/h]	Fastest Section								Distance Travelled [m]							
1	7	ALDEENAARY Jason Collett	2	64.1 400m	0:11.46 400m	2:17.19 [1] (0:16.35)	2:00.84 [5] (0:12.04)	1:48.80 [5] (0:12.46)	1:36.34 [5] (0:12.47)	1:23.87 [5] (0:12.36)	1:11.51 [6] (0:12.20)	0:59.31 [6] (0:12.24)	0:35.35							
2	1	ARTFUL GIRL Robbie Dolan	4	62.1 800m	0:11.83 800m	2:17.36 [2] (0:16.21)	2:01.15 [4] (0:11.93)	1:49.22 [4] (0:12.29)	1:36.93 [3] (0:12.47)	1:24.46 [3] (0:12.22)	1:12.24 [3] (0:12.19)	1:00.05 [3] (0:12.33)	0:35.89 -5							
3	2	CORMAC T Ron Stewart	8	62.9 600m	0:11.80 400m	2:17.45 [3] (0:15.74)	2:01.71 [1] (0:11.93)	1:49.78 [2] (0:12.51)	1:37.27 [2] (0:12.57)	1:24.70 [2] (0:12.30)	1:12.40 [2] (0:12.23)	1:00.17 [2] (0:12.28)	0:36.08 +8							
4	8	SO SLEEK Damien Thornton	1	63.1 800m	0:11.62 400m	2:17.67 [4] (0:16.69)	2:00.98 [6] (0:11.86)	1:49.12 [6] (0:12.46)	1:36.66 [6] (0:12.33)	1:24.33 [6] (0:12.33)	1:12.00 [5] (0:12.11)	0:59.89 [5] (0:12.34)	0:35.85 -3							
5	6	OLD SONG Bailey Wheeler	3	64.3 600m	0:11.58 600m	2:17.95 [5] (0:16.74)	2:01.21 [7] (0:11.98)	1:49.23 [7] (0:12.49)	1:36.74 [7] (0:12.39)	1:24.35 [7] (0:12.31)	1:12.04 [7] (0:12.21)	0:59.83 [8] (0:12.30)	0:35.82 +4							
6	9	NEW WORLD TAPESTRY Georgina Cartwright	5	62.8 Overall	0:11.83 2000m	2:18.00 [6] (0:15.75)	2:02.25 [2] (0:11.83)	1:50.42 [1] (0:12.39)	1:38.03 [1] (0:12.31)	1:25.72 [1] (0:12.28)	1:13.44 [1] (0:12.35)	1:01.09 [1] (0:12.42)	0:36.74 -6							
7	3	HABEEBAH Angela Jones	7	63.0 800m	0:11.70 600m	2:18.31 [7] (0:15.76)	2:02.55 [3] (0:12.06)	1:50.49 [3] (0:12.61)	1:37.88 [3] (0:12.51)	1:25.37 [4] (0:12.30)	1:13.07 [4] (0:12.27)	1:00.80 [4] (0:12.34)	0:36.71 +5							
8	5	HALLSIDE MARTINI Taylor Marshall	6	64.1 800m	0:11.60 600m	2:18.82 [8] (0:16.81)	2:02.01 [8] (0:12.03)	1:49.98 [8] (0:12.53)	1:37.45 [8] (0:12.32)	1:25.13 [8] (0:12.27)	1:12.86 [8] (0:12.16)	1:00.70 [7] (0:12.30)	0:36.71 -4							

Scratched: Amalgamation (#10), First Innings (#4)

[ ] Ranking at each section and finish  
 -:-:- No data available at this section  
 NA No data available

SCN Saddle cloth number  
 DNF Did not finish  
 DNT Did not track



# Eagle Farm QLD Professional

## Race 1: GIRLS DAY OUT 1 MARCH BENCHMARK 78 Handicap - 2218m

21 December 2024 - 12:13



BRISBANE  
RACING CLUB

Track Rating: Good 4, Weather: Fine, Rail Position: +4.5m Entire

Section										Last 600m	
Field Times				800m	600m	400m	200m			0:35.93	
				0:47.86 (0:11.93)	0:35.93 (0:11.92)	0:24.01 (0:11.66)	0:12.35 (0:12.35)				
Rank	TAB Horse/Jockey	Barrier	Top Speed [km/h]	Fastest Section					Margin	Distance Travelled [m]	
1	7 ALDEENAARY Jason Collett	2	64.1 400m	0:11.46 400m	0:47.07 [5] (0:11.72)	0:35.35 [6] (0:11.54)	0:23.81 [5] (0:11.46)	0:12.35 [1] (0:12.35)	2:17.19	0:35.35	
2	1 ARTFUL GIRL Robbie Dolan	4	62.1 800m	0:11.83 800m	0:47.72 [3] (0:11.83)	0:35.89 [3] (0:11.88)	0:24.01 [4] (0:11.84)	0:12.17 [4] (0:12.17)	1.04L	0:35.89	-5
3	2 CORMAC T Ron Stewart	8	62.9 600m	0:11.80 400m	0:47.89 [2] (0:11.81)	0:36.08 [2] (0:11.81)	0:24.27 [1] (0:11.80)	0:12.47 [2] (0:12.47)	1.53L	0:36.08	+8
4	8 SO SLEEK Damien Thornton	1	63.1 800m	0:11.62 400m	0:47.55 [5] (0:11.70)	0:35.85 [5] (0:11.71)	0:24.14 [6] (0:11.62)	0:12.52 [3] (0:12.52)	2.87L	0:35.85	-3
5	6 OLD SONG Bailey Wheeler	3	64.3 600m	0:11.58 600m	0:47.53 [7] (0:11.71)	0:35.82 [8] (0:11.58)	0:24.24 [8] (0:11.64)	0:12.60 [6] (0:12.60)	4.5L	0:35.82	+4
6	9 NEW WORLD TAPESTRY Georgina Cartwright	5	62.8 Overall	0:11.83 2000m	0:48.67 [1] (0:11.93)	0:36.74 [1] (0:11.98)	0:24.76 [2] (0:12.17)	0:12.59 [7] (0:12.59)	4.77L	0:36.74	-6
7	3 HABEEBAH Angela Jones	7	63.0 800m	0:11.70 600m	0:48.46 [4] (0:11.75)	0:36.71 [4] (0:11.70)	0:25.01 [3] (0:11.97)	0:13.04 [5] (0:13.04)	6.59L	0:36.71	+5
8	5 HALLSIDE MARTINI Taylor Marshall	6	64.1 800m	0:11.60 600m	0:48.40 [8] (0:11.69)	0:36.71 [7] (0:11.60)	0:25.11 [7] (0:11.97)	0:13.14 [8] (0:13.14)	9.62L	0:36.71	-4

Scratched: Amalgamation (#10), First Innings (#4)



Horse/Jockey Name	Aldeenaar
Final Rank	1
Fastest Section Time (Section)	0:11.46 (400m)
Top Speed [km/h] (Section)	64.1 (400m)
Race State	Finished



Eagle Farm QLD Professional  
Race 1: GIRLS DAY OUT 1 MARCH BENCHMARK 78 Handicap - 2218m

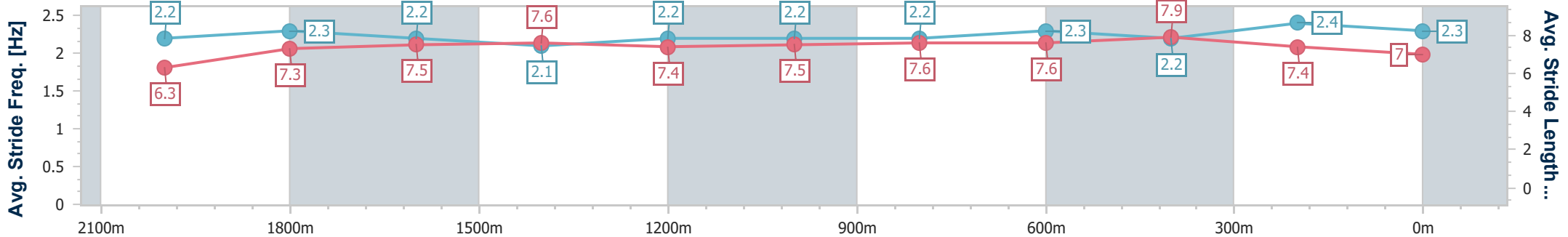
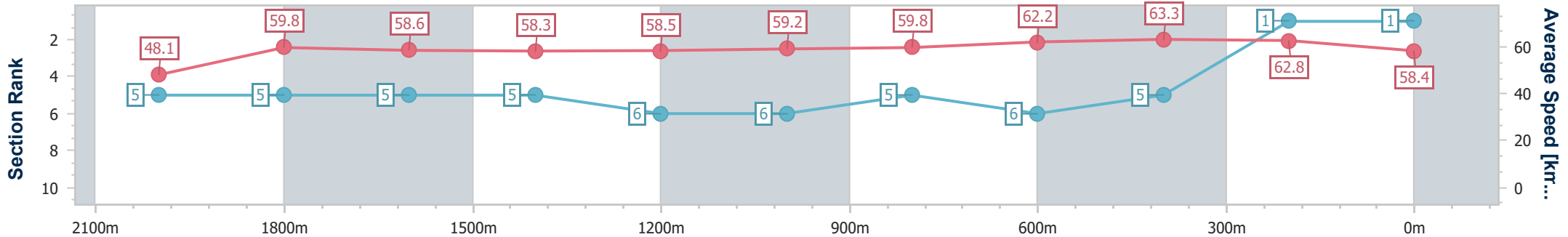


21 December 2024 - 12:13

BRISBANE RACING CLUB

Track Rating: Good 4, Weather: Fine, Rail Position: +4.5m Entire

Section	Overall	2000m	1800m	1600m	1400m	1200m	1000m	800m	600m	400m	200m
Section Times	2:17.19 [1] (0:16.35)	2:00.84 [5] (0:12.04)	1:48.80 [5] (0:12.46)	1:36.34 [5] (0:12.47)	1:23.87 [5] (0:12.36)	1:11.51 [6] (0:12.20)	0:59.31 [6] (0:12.24)	0:47.07 [5] (0:11.72)	0:35.35 [6] (0:11.54)	0:23.81 [5] (0:11.46)	0:12.35 [1] (0:12.35)
Average Speed [km/h]	48.1	59.8	58.6	58.3	58.5	59.2	59.8	62.2	63.3	62.8	58.4
Top Speed [km/h]	60.0	60.9	59.3	59.1	59.5	59.9	60.9	63.4	63.8	64.1	60.9
Avg. Dist. to Rail [m]	1.6	0.7	2.3	3.3	3.5	4.0	3.3	2.8	3.0	5.4	5.1
Avg. Stride Freq. [Hz]	2.2	2.3	2.2	2.1	2.2	2.2	2.2	2.3	2.2	2.4	2.3
Avg. Stride Length [m]	6.3	7.3	7.5	7.6	7.4	7.5	7.6	7.6	7.9	7.4	7.0



- [ ] Ranking at each section and finish
- .-.- No data available at this section
- NA No data available



Horse/Jockey Name	Artful Girl
Final Rank	2
Fastest Section Time (Section)	0:11.83 (800m)
Top Speed [km/h] (Section)	62.1 (800m)
Race State	Finished



Eagle Farm QLD Professional  
Race 1: GIRLS DAY OUT 1 MARCH BENCHMARK 78 Handicap - 2218m

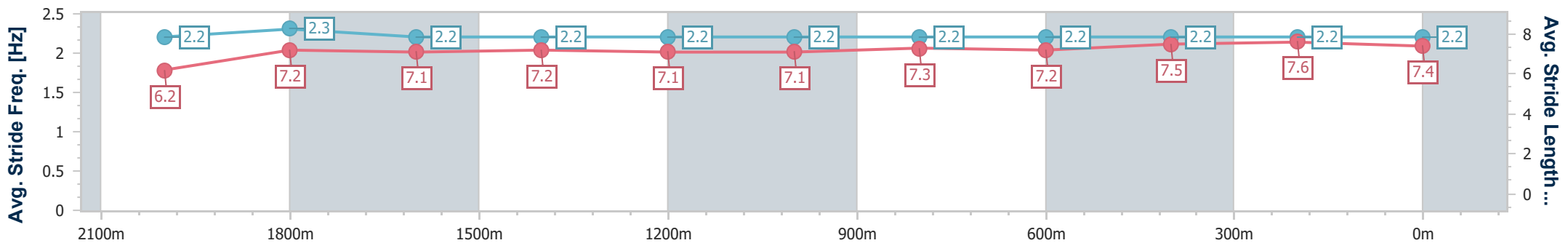
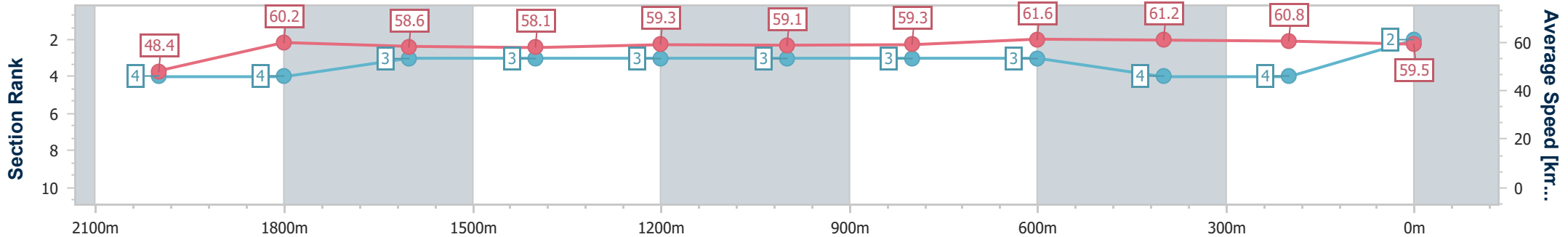


21 December 2024 - 12:13

BRISBANE RACING CLUB

Track Rating: Good 4, Weather: Fine, Rail Position: +4.5m Entire

Section	Overall	2000m	1800m	1600m	1400m	1200m	1000m	800m	600m	400m	200m
Section Times	2:17.36 [2] (0:16.21)	2:01.15 [4] (0:11.93)	1:49.22 [4] (0:12.29)	1:36.93 [3] (0:12.47)	1:24.46 [3] (0:12.22)	1:12.24 [3] (0:12.19)	1:00.05 [3] (0:12.33)	0:47.72 [3] (0:11.83)	0:35.89 [3] (0:11.88)	0:24.01 [4] (0:11.84)	0:12.17 [4] (0:12.17)
Average Speed [km/h]	48.4	60.2	58.6	58.1	59.3	59.1	59.3	61.6	61.2	60.8	59.5
Top Speed [km/h]	60.0	60.7	59.8	59.1	59.3	59.3	60.3	62.1	61.6	61.4	60.2
Avg. Dist. to Rail [m]	2.8	0.8	0.7	2.4	3.0	3.6	3.6	2.4	1.7	2.5	1.0
Avg. Stride Freq. [Hz]	2.2	2.3	2.2	2.2	2.2	2.2	2.2	2.2	2.2	2.2	2.2
Avg. Stride Length [m]	6.2	7.2	7.1	7.2	7.1	7.1	7.3	7.2	7.5	7.6	7.4



- [ ] Ranking at each section and finish
- .-.- No data available at this section
- NA No data available



Horse/Jockey Name	Cormac T
Final Rank	3
Fastest Section Time (Section)	0:11.80 (400m)
Top Speed [km/h] (Section)	62.9 (600m)
Race State	Finished



Eagle Farm QLD Professional  
Race 1: GIRLS DAY OUT 1 MARCH BENCHMARK 78 Handicap - 2218m

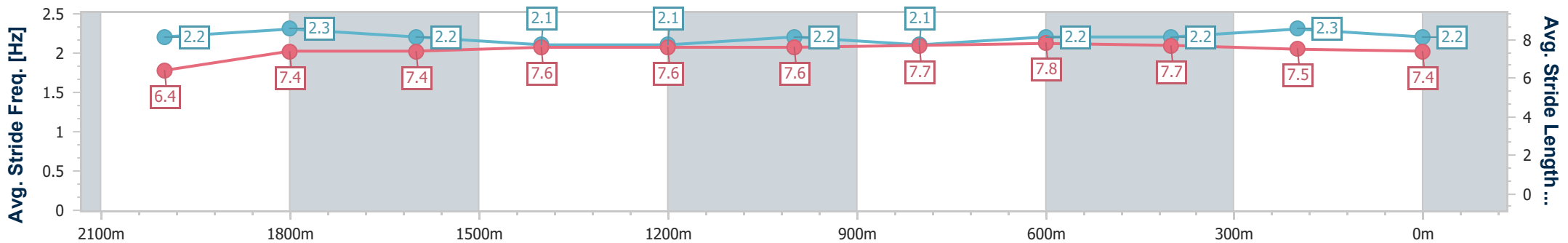
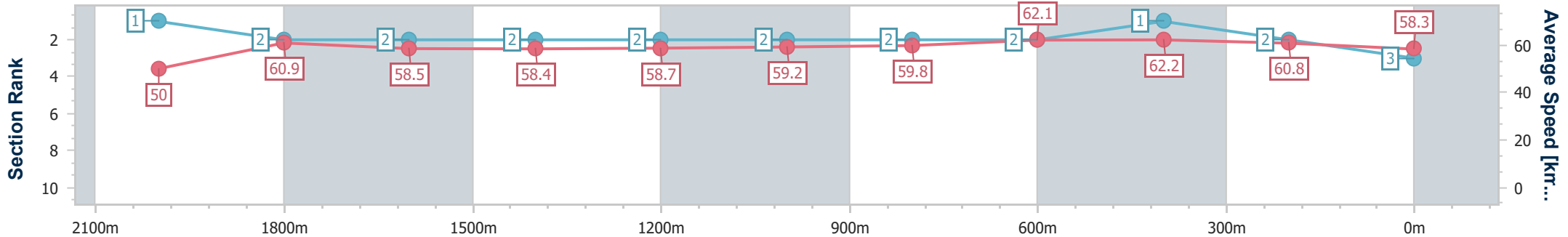


21 December 2024 - 12:13

BRISBANE RACING CLUB

Track Rating: Good 4, Weather: Fine, Rail Position: +4.5m Entire

Section	Overall	2000m	1800m	1600m	1400m	1200m	1000m	800m	600m	400m	200m
Section Times	2:17.45 [3] (0:15.74)	2:01.71 [1] (0:11.93)	1:49.78 [2] (0:12.51)	1:37.27 [2] (0:12.57)	1:24.70 [2] (0:12.30)	1:12.40 [2] (0:12.23)	1:00.17 [2] (0:12.28)	0:47.89 [2] (0:11.81)	0:36.08 [2] (0:11.81)	0:24.27 [1] (0:11.80)	0:12.47 [2] (0:12.47)
Average Speed [km/h]	50.0	60.9	58.5	58.4	58.7	59.2	59.8	62.1	62.2	60.8	58.3
Top Speed [km/h]	62.4	62.0	60.5	59.4	59.0	59.6	61.7	62.9	62.9	61.7	60.4
Avg. Dist. to Rail [m]	5.2	2.1	3.7	4.8	4.6	4.3	4.5	4.2	3.6	3.8	2.2
Avg. Stride Freq. [Hz]	2.2	2.3	2.2	2.1	2.1	2.2	2.1	2.2	2.2	2.3	2.2
Avg. Stride Length [m]	6.4	7.4	7.4	7.6	7.6	7.6	7.7	7.8	7.7	7.5	7.4



- [ ] Ranking at each section and finish
- .-.- No data available at this section
- NA No data available



Horse/Jockey Name	So Sleek
Final Rank	4
Fastest Section Time (Section)	0:11.62 (400m)
Top Speed [km/h] (Section)	63.1 (800m)
Race State	Finished



Eagle Farm QLD Professional  
Race 1: GIRLS DAY OUT 1 MARCH BENCHMARK 78 Handicap - 2218m

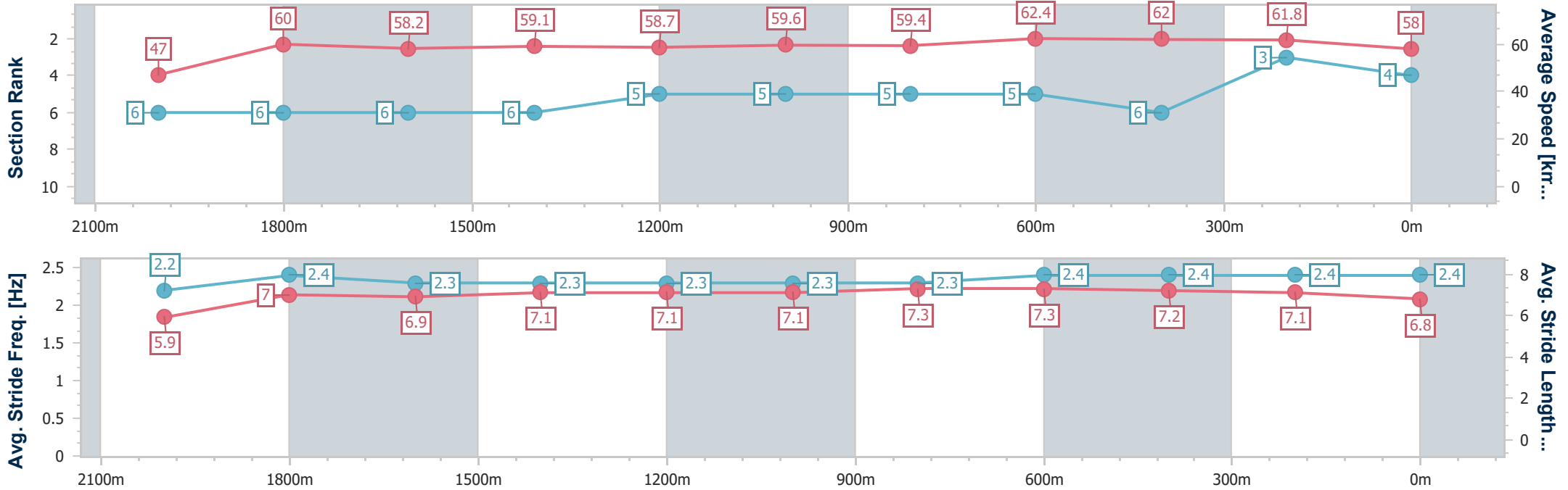


21 December 2024 - 12:13

BRISBANE RACING CLUB

Track Rating: Good 4, Weather: Fine, Rail Position: +4.5m Entire

Section	Overall	2000m	1800m	1600m	1400m	1200m	1000m	800m	600m	400m	200m
Section Times	2:17.67 [4] (0:16.69)	2:00.98 [6] (0:11.86)	1:49.12 [6] (0:12.46)	1:36.66 [6] (0:12.33)	1:24.33 [6] (0:12.33)	1:12.00 [5] (0:12.11)	0:59.89 [5] (0:12.34)	0:47.55 [5] (0:11.70)	0:35.85 [5] (0:11.71)	0:24.14 [6] (0:11.62)	0:12.52 [3] (0:12.52)
Average Speed [km/h]	47.0	60.0	58.2	59.1	58.7	59.6	59.4	62.4	62.0	61.8	58.0
Top Speed [km/h]	59.8	61.0	59.0	59.6	59.4	60.1	60.3	63.1	62.6	62.7	60.4
Avg. Dist. to Rail [m]	1.5	1.7	1.7	3.5	3.9	4.5	3.8	2.2	1.9	4.5	5.1
Avg. Stride Freq. [Hz]	2.2	2.4	2.3	2.3	2.3	2.3	2.3	2.4	2.4	2.4	2.4
Avg. Stride Length [m]	5.9	7.0	6.9	7.1	7.1	7.1	7.3	7.3	7.2	7.1	6.8



- [ ] Ranking at each section and finish
- .-.- No data available at this section
- NA No data available



Horse/Jockey Name	Old Song
Final Rank	5
Fastest Section Time (Section)	0:11.58 (600m)
Top Speed [km/h] (Section)	64.3 (600m)
Race State	Finished



Eagle Farm QLD Professional  
Race 1: GIRLS DAY OUT 1 MARCH BENCHMARK 78 Handicap - 2218m

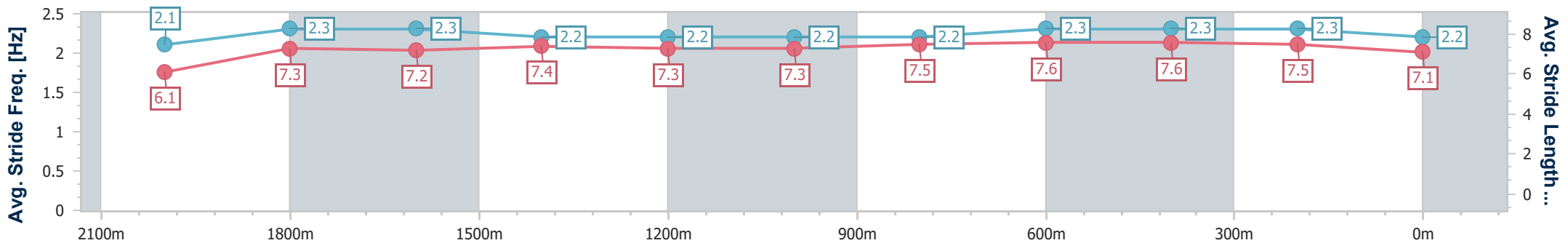
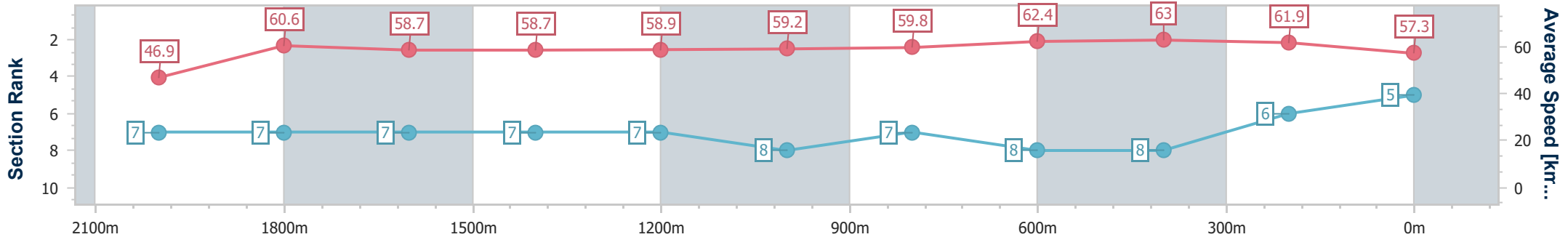


21 December 2024 - 12:13

BRISBANE RACING CLUB

Track Rating: Good 4, Weather: Fine, Rail Position: +4.5m Entire

Section	Overall	2000m	1800m	1600m	1400m	1200m	1000m	800m	600m	400m	200m
Section Times	2:17.95 [5] (0:16.74)	2:01.21 [7] (0:11.98)	1:49.23 [7] (0:12.49)	1:36.74 [7] (0:12.39)	1:24.35 [7] (0:12.31)	1:12.04 [7] (0:12.21)	0:59.83 [8] (0:12.30)	0:47.53 [7] (0:11.71)	0:35.82 [8] (0:11.58)	0:24.24 [8] (0:11.64)	0:12.60 [6] (0:12.60)
Average Speed [km/h]	46.9	60.6	58.7	58.7	58.9	59.2	59.8	62.4	63.0	61.9	57.3
Top Speed [km/h]	60.4	61.9	59.5	59.7	59.6	60.1	60.9	64.0	64.3	64.2	59.8
Avg. Dist. to Rail [m]	1.5	1.3	3.2	3.9	3.5	4.2	4.4	3.4	3.1	6.5	5.7
Avg. Stride Freq. [Hz]	2.1	2.3	2.3	2.2	2.2	2.2	2.2	2.3	2.3	2.3	2.2
Avg. Stride Length [m]	6.1	7.3	7.2	7.4	7.3	7.3	7.5	7.6	7.6	7.5	7.1



- [ ] Ranking at each section and finish
- .-.- No data available at this section
- NA No data available



Horse/Jockey Name	New World Tapestry
Final Rank	6
Fastest Section Time (Section)	0:11.83 (2000m)
Top Speed [km/h] (Section)	62.8 (Overall)
Race State	Finished



Eagle Farm QLD Professional  
Race 1: GIRLS DAY OUT 1 MARCH BENCHMARK 78 Handicap - 2218m

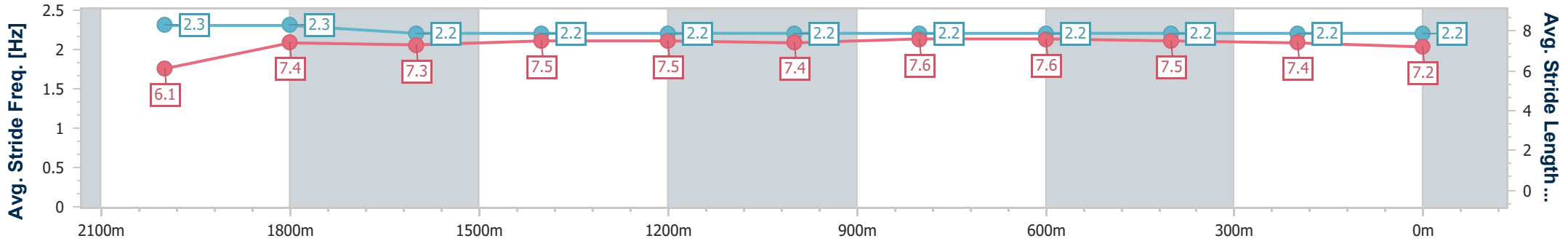
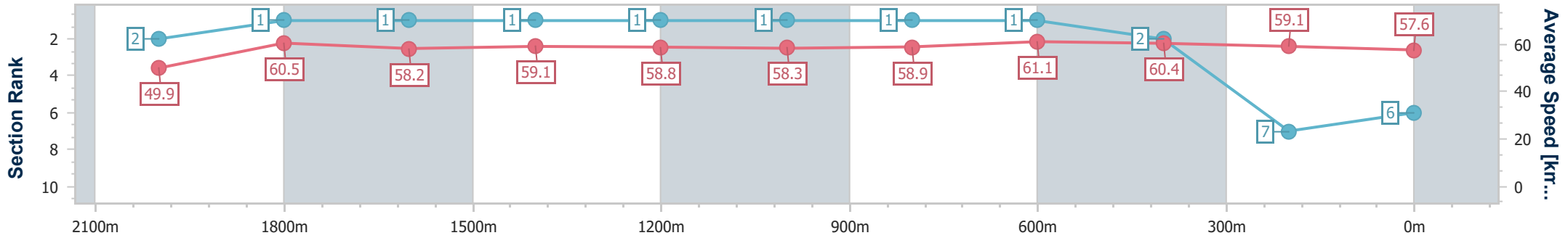


21 December 2024 - 12:13

BRISBANE RACING CLUB

Track Rating: Good 4, Weather: Fine, Rail Position: +4.5m Entire

Section	Overall	2000m	1800m	1600m	1400m	1200m	1000m	800m	600m	400m	200m
Section Times	2:18.00 [6] (0:15.75)	2:02.25 [2] (0:11.83)	1:50.42 [1] (0:12.39)	1:38.03 [1] (0:12.31)	1:25.72 [1] (0:12.28)	1:13.44 [1] (0:12.35)	1:01.09 [1] (0:12.42)	0:48.67 [1] (0:11.93)	0:36.74 [1] (0:11.98)	0:24.76 [2] (0:12.17)	0:12.59 [7] (0:12.59)
Average Speed [km/h]	49.9	60.5	58.2	59.1	58.8	58.3	58.9	61.1	60.4	59.1	57.6
Top Speed [km/h]	62.8	62.4	59.2	59.9	59.7	58.8	60.9	61.6	60.8	59.9	58.9
Avg. Dist. to Rail [m]	2.8	0.9	0.6	2.2	2.8	3.1	3.0	2.6	1.0	0.4	1.0
Avg. Stride Freq. [Hz]	2.3	2.3	2.2	2.2	2.2	2.2	2.2	2.2	2.2	2.2	2.2
Avg. Stride Length [m]	6.1	7.4	7.3	7.5	7.5	7.4	7.6	7.6	7.5	7.4	7.2



- [ ] Ranking at each section and finish
- .-.- No data available at this section
- NA No data available





Horse/Jockey Name	Habeebah
Final Rank	7
Fastest Section Time (Section)	0:11.70 (600m)
Top Speed [km/h] (Section)	63.0 (800m)
Race State	Finished



Eagle Farm QLD Professional  
Race 1: GIRLS DAY OUT 1 MARCH BENCHMARK 78 Handicap - 2218m

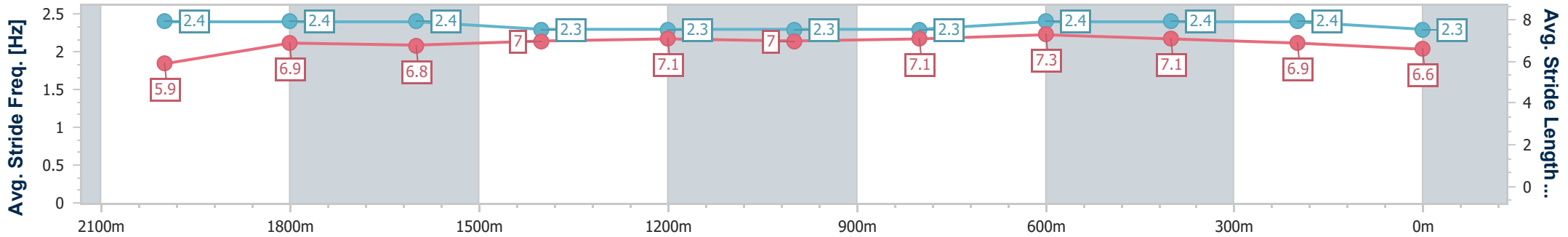
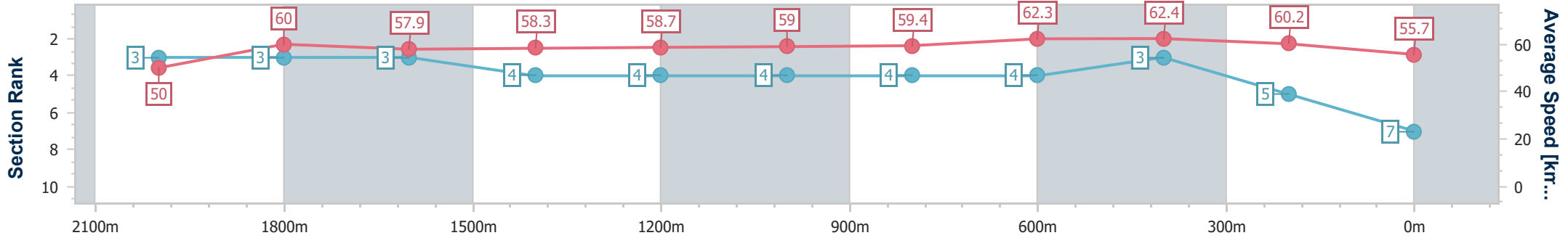


21 December 2024 - 12:13

BRISBANE RACING CLUB

Track Rating: Good 4, Weather: Fine, Rail Position: +4.5m Entire

Section	Overall	2000m	1800m	1600m	1400m	1200m	1000m	800m	600m	400m	200m
Section Times	2:18.31 [7] (0:15.76)	2:02.55 [3] (0:12.06)	1:50.49 [3] (0:12.61)	1:37.88 [3] (0:12.51)	1:25.37 [4] (0:12.30)	1:13.07 [4] (0:12.27)	1:00.80 [4] (0:12.34)	0:48.46 [4] (0:11.75)	0:36.71 [4] (0:11.70)	0:25.01 [3] (0:11.97)	0:13.04 [5] (0:13.04)
Average Speed [km/h]	50.0	60.0	57.9	58.3	58.7	59.0	59.4	62.3	62.4	60.2	55.7
Top Speed [km/h]	61.3	60.5	59.1	59.2	59.3	59.3	60.8	63.0	62.8	61.7	57.7
Avg. Dist. to Rail [m]	4.8	1.2	2.7	3.9	4.0	4.3	4.5	3.7	2.6	4.3	4.5
Avg. Stride Freq. [Hz]	2.4	2.4	2.4	2.3	2.3	2.3	2.3	2.4	2.4	2.4	2.3
Avg. Stride Length [m]	5.9	6.9	6.8	7.0	7.1	7.0	7.1	7.3	7.1	6.9	6.6



- [ ] Ranking at each section and finish
- .-.- No data available at this section
- NA No data available



Horse/Jockey Name	Hallside Martini
Final Rank	8
Fastest Section Time (Section)	0:11.60 (600m)
Top Speed [km/h] (Section)	64.1 (800m)
Race State	Finished



Eagle Farm QLD Professional  
Race 1: GIRLS DAY OUT 1 MARCH BENCHMARK 78 Handicap - 2218m

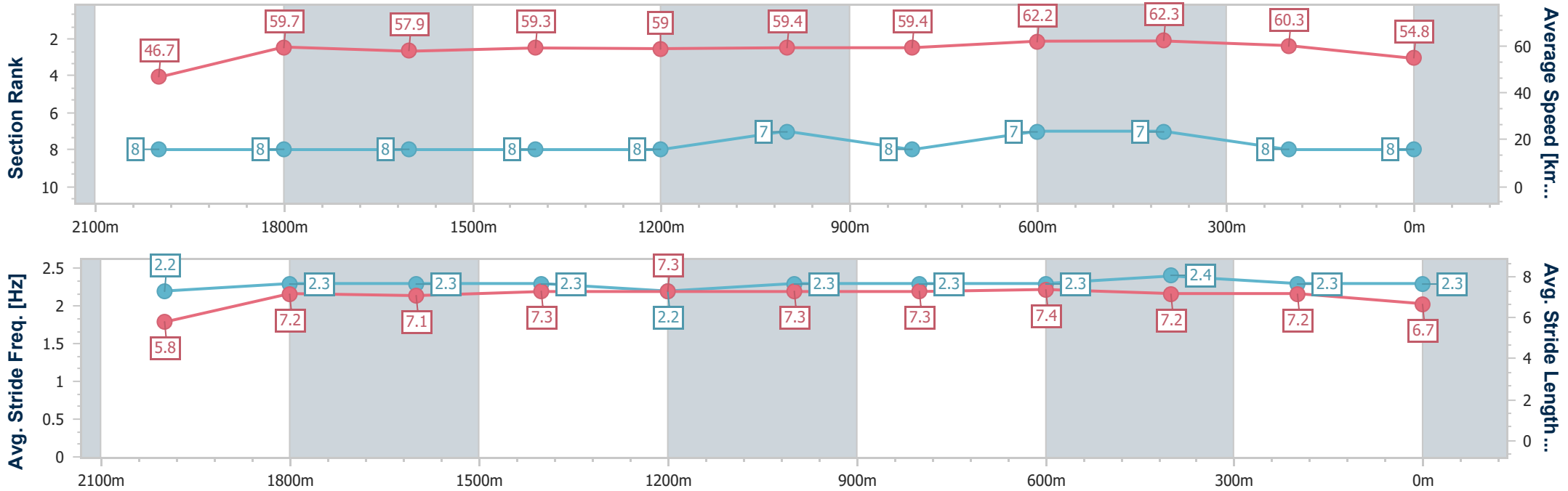


21 December 2024 - 12:13

BRISBANE RACING CLUB

Track Rating: Good 4, Weather: Fine, Rail Position: +4.5m Entire

Section	Overall	2000m	1800m	1600m	1400m	1200m	1000m	800m	600m	400m	200m
Section Times	2:18.82 [8] (0:16.81)	2:02.01 [8] (0:12.03)	1:49.98 [8] (0:12.53)	1:37.45 [8] (0:12.32)	1:25.13 [8] (0:12.27)	1:12.86 [8] (0:12.16)	1:00.70 [7] (0:12.30)	0:48.40 [8] (0:11.69)	0:36.71 [7] (0:11.60)	0:25.11 [7] (0:11.97)	0:13.14 [8] (0:13.14)
Average Speed [km/h]	46.7	59.7	57.9	59.3	59.0	59.4	59.4	62.2	62.3	60.3	54.8
Top Speed [km/h]	59.4	60.9	58.4	60.7	59.8	60.5	60.3	64.1	63.0	61.9	57.8
Avg. Dist. to Rail [m]	1.8	1.0	2.1	3.7	4.0	4.3	3.3	1.9	1.1	3.4	3.3
Avg. Stride Freq. [Hz]	2.2	2.3	2.3	2.3	2.2	2.3	2.3	2.3	2.4	2.3	2.3
Avg. Stride Length [m]	5.8	7.2	7.1	7.3	7.3	7.3	7.3	7.4	7.2	7.2	6.7



- [ ] Ranking at each section and finish
- .-.- No data available at this section
- NA No data available



# Eagle Farm QLD Professional

## Race 2: XXXX Class 3 Plate - 1820m

21 December 2024 - 12:48



BRISBANE  
RACING CLUB

Track Rating: Good 4, Weather: Fine, Rail Position: +4.5m Entire

Section		Overall	1600m	1400m	1200m	1000m	800m	600m	Last 600m				
Field Times		1:51.64 (0:16.23)	1:35.41 (0:12.33)	1:23.08 (0:12.04)	1:11.04 (0:11.96)	0:59.08 (0:12.29)	0:46.79 (0:12.32)	0:34.47 (0:11.63)	0:34.47				
Rank	TAB Horse/Jockey	Barrier	Top Speed [km/h]	Fastest Section									Distance Travelled [m]
1	3 ZAPHOD Andrew Mallyon	1	66.6 400m	0:11.03 400m	1:51.64 [1] (0:16.45)	1:35.19 [3] (0:12.26)	1:22.93 [3] (0:12.22)	1:10.71 [4] (0:11.88)	0:58.83 [4] (0:12.36)	0:46.47 [5] (0:12.29)	0:34.18 [5] (0:11.57)	0:34.18	
2	7 JEALOUS Mark Du Plessis	4	66.9 400m	0:10.91 400m	1:51.70 [2] (0:16.75)	1:34.95 [5] (0:12.33)	1:22.62 [6] (0:12.29)	1:10.33 [7] (0:11.72)	0:58.61 [6] (0:12.36)	0:46.25 [7] (0:12.17)	0:34.08 [7] (0:11.72)	0:34.08	-6
3	8 MISS JOELENE Ryan Maloney	8	67.3 400m	0:10.82 400m	1:51.77 [3] (0:17.12)	1:34.65 [9] (0:12.45)	1:22.20 [9] (0:12.10)	1:10.10 [9] (0:11.68)	0:58.42 [9] (0:12.40)	0:46.02 [9] (0:12.10)	0:33.92 [9] (0:11.61)	0:33.92	+3
4	9 MOSZUR Cody Collis	10	66.0 400m	0:11.08 400m	1:51.93 [4] (0:16.23)	1:35.70 [1] (0:12.33)	1:23.37 [1] (0:12.19)	1:11.18 [3] (0:12.04)	0:59.14 [3] (0:12.36)	0:46.78 [4] (0:12.28)	0:34.50 [4] (0:11.78)	0:34.50	+1
5	4 CONNECTICUT Taylor Marshall	6	64.1 600m	0:11.43 400m	1:52.50 [5] (0:16.36)	1:36.14 [2] (0:12.27)	1:23.87 [2] (0:12.06)	1:11.81 [2] (0:11.87)	0:59.94 [1] (0:12.29)	0:47.65 [1] (0:12.32)	0:35.33 [1] (0:11.63)	0:35.33	+1
6	5 FIVE RINGS Jake Bayliss	9	66.8 400m	0:11.04 400m	1:52.58 [6] (0:17.30)	1:35.28 [10] (0:12.35)	1:22.93 [10] (0:12.31)	1:10.62 [10] (0:11.61)	0:59.01 [10] (0:12.33)	0:46.68 [10] (0:12.16)	0:34.52 [11] (0:11.66)	0:34.52	-4
7	15 REEL WILD Jag Guthmann-Chester	2	66.2 400m	0:11.18 400m	1:52.77 [7] (0:16.97)	1:35.80 [8] (0:12.33)	1:23.47 [8] (0:12.29)	1:11.18 [8] (0:11.72)	0:59.46 [8] (0:12.36)	0:47.10 [8] (0:12.10)	0:35.00 [8] (0:11.75)	0:35.00	-5
8	10 PLEADEEL Bailey Wheeler	11	65.3 400m	0:11.21 400m	1:53.08 [8] (0:17.34)	1:35.74 [11] (0:12.41)	1:23.33 [11] (0:12.27)	1:11.06 [11] (0:11.61)	0:59.45 [11] (0:12.32)	0:47.13 [11] (0:12.08)	0:35.05 [10] (0:11.58)	0:35.05	+1
9	11 SMOOTH TORQUE Kyle Wilson-Taylor	5	65.5 400m	0:11.42 400m	1:53.21 [9] (0:16.68)	1:36.53 [4] (0:12.38)	1:24.15 [5] (0:12.29)	1:11.86 [6] (0:11.74)	1:00.12 [7] (0:12.31)	0:47.81 [6] (0:12.16)	0:35.65 [6] (0:11.79)	0:35.65	+1
10	1 AUTUNNO Michael Rodd	7	65.4 1400m	0:11.49 400m	1:53.40 [10] (0:16.83)	1:36.57 [6] (0:12.07)	1:24.50 [4] (0:11.70)	1:12.80 [1] (0:12.04)	1:00.76 [2] (0:12.35)	0:48.41 [2] (0:12.26)	0:36.15 [2] (0:11.62)	0:36.15	-5

Scratched: Highland Hill (#2), Gold Bullion (#6), Classique Gal (#13), Fort Denison (#14), Ginasue (#16)

[ ] Ranking at each section and finish  
 -:-:- No data available at this section  
 NA No data available

SCN Saddle cloth number  
 DNF Did not finish  
 DNT Did not track



# Eagle Farm QLD Professional

## Race 2: XXXX Class 3 Plate - 1820m

21 December 2024 - 12:48



BRISBANE  
RACING CLUB

Track Rating: Good 4, Weather: Fine, Rail Position: +4.5m Entire

Section	Overall	1600m	1400m	1200m	1000m	800m	600m	Last 600m
Field Times	1:51.64 (0:16.23)	1:35.41 (0:12.33)	1:23.08 (0:12.04)	1:11.04 (0:11.96)	0:59.08 (0:12.29)	0:46.79 (0:12.32)	0:34.47 (0:11.63)	0:34.47

Rank	TAB	Horse/Jockey	Barrier	Top Speed [km/h]	Fastest Section	Overall	1600m	1400m	1200m	1000m	800m	600m	Last 600m	Distance Travelled [m]
11	12	TORIE'S ROSE	3	64.2	0:11.58	1:54.25 [11]	1:37.34 [7]	1:25.00 [7]	1:12.92 [5]	1:01.34 [5]	0:49.20 [3]	0:36.88 [3]	0:36.88	+6
		Robbie Dolan		1200m	1200m	(0:16.91)	(0:12.34)	(0:12.08)	(0:11.58)	(0:12.14)	(0:12.32)	(0:11.94)		

Scratched: Highland Hill (#2), Gold Bullion (#6), Classique Gal (#13), Fort Denison (#14), Ginasue (#16)

[ ] Ranking at each section and finish  
 -:-:- No data available at this section  
 NA No data available

SCN Saddle cloth number  
 DNF Did not finish  
 DNT Did not track



# Eagle Farm QLD Professional

## Race 2: XXXX Class 3 Plate - 1820m

21 December 2024 - 12:48



BRISBANE  
RACING CLUB

Track Rating: Good 4, Weather: Fine, Rail Position: +4.5m Entire

Section				400m	200m			Last 600m			
Field Times				0:22.84 (0:11.26)	0:11.58 (0:11.58)			0:34.47			
Rank	TAB	Horse/Jockey	Barrier	Top Speed [km/h]	Fastest Section	Margin				Distance Travelled [m]	
1	3	ZAPHOD Andrew Mallyon	1	66.6 400m	0:11.03 400m	0:22.61 [3] (0:11.03)	0:11.58 [1] (0:11.58)	1:51.64			0:34.18
2	7	JEALOUS Mark Du Plessis	4	66.9 400m	0:10.91 400m	0:22.36 [6] (0:10.91)	0:11.45 [3] (0:11.45)	0.3L			0:34.08 -6
3	8	MISS JOELENE Ryan Maloney	8	67.3 400m	0:10.82 400m	0:22.31 [8] (0:10.82)	0:11.49 [4] (0:11.49)	0.74L			0:33.92 +3
4	9	MOSZUR Cody Collis	10	66.0 400m	0:11.08 400m	0:22.72 [4] (0:11.08)	0:11.64 [5] (0:11.64)	1.66L			0:34.50 +1
5	4	CONNECTICUT Taylor Marshall	6	64.1 600m	0:11.43 400m	0:23.70 [1] (0:11.43)	0:12.27 [2] (0:12.27)	5.01L			0:35.33 +1
6	5	FIVE RINGS Jake Bayliss	9	66.8 400m	0:11.04 400m	0:22.86 [11] (0:11.04)	0:11.82 [8] (0:11.82)	5.49L			0:34.52 -4
7	15	REEL WILD Jag Guthmann-Chester	2	66.2 400m	0:11.18 400m	0:23.25 [9] (0:11.18)	0:12.07 [7] (0:12.07)	6.6L			0:35.00 -5
8	10	PLEADEEL Bailey Wheeler	11	65.3 400m	0:11.21 400m	0:23.47 [10] (0:11.21)	0:12.26 [10] (0:12.26)	8.44L			0:35.05 +1
9	11	SMOOTH TORQUE Kyle Wilson-Taylor	5	65.5 400m	0:11.42 400m	0:23.86 [7] (0:11.42)	0:12.44 [9] (0:12.44)	9.23L			0:35.65 +1
10	1	AUTUNNO Michael Rodd	7	65.4 1400m	0:11.49 400m	0:24.53 [2] (0:11.49)	0:13.04 [6] (0:13.04)	10.31L			0:36.15 -5

Scratched: Highland Hill (#2), Gold Bullion (#6), Classique Gal (#13), Fort Denison (#14), Ginasue (#16)

Report Created: Sat 21 December 2024 13:13 GMT (Note: Timing is based on position data)

Page 3/15

[ ] Ranking at each section and finish  
 -:-:- No data available at this section  
 NA No data available

SCN Saddle cloth number  
 DNF Did not finish  
 DNT Did not track

data processed by  TRIPLESDATA



# Eagle Farm QLD Professional

## Race 2: XXXX Class 3 Plate - 1820m

21 December 2024 - 12:48



BRISBANE  
RACING CLUB

Track Rating: Good 4, Weather: Fine, Rail Position: +4.5m Entire

Section		400m	200m			Last 600m			
Field Times		0:22.84 (0:11.26)	0:11.58 (0:11.58)			0:34.47			
Rank	TAB Horse/Jockey	Barrier	Top Speed [km/h]	Fastest Section	Margin	Distance Travelled [m]			
11	12 TORIE'S ROSE	3	64.2	0:11.58	0:24.94 [5]	0:13.26 [11]	15.31L	0:36.88	+6
	Robbie Dolan		1200m	1200m	(0:11.68)	(0:13.26)			

Scratched: Highland Hill (#2), Gold Bullion (#6), Classique Gal (#13), Fort Denison (#14), Ginasue (#16)

[ ] Ranking at each section and finish  
 -:-:- No data available at this section  
 NA No data available

SCN Saddle cloth number  
 DNF Did not finish  
 DNT Did not track



Horse/Jockey Name	Zaphod
Final Rank	1
Fastest Section Time (Section)	0:11.03 (400m)
Top Speed [km/h] (Section)	66.6 (400m)
Race State	Finished



### Eagle Farm QLD Professional

Race 2: XXXX Class 3 Plate - 1820m

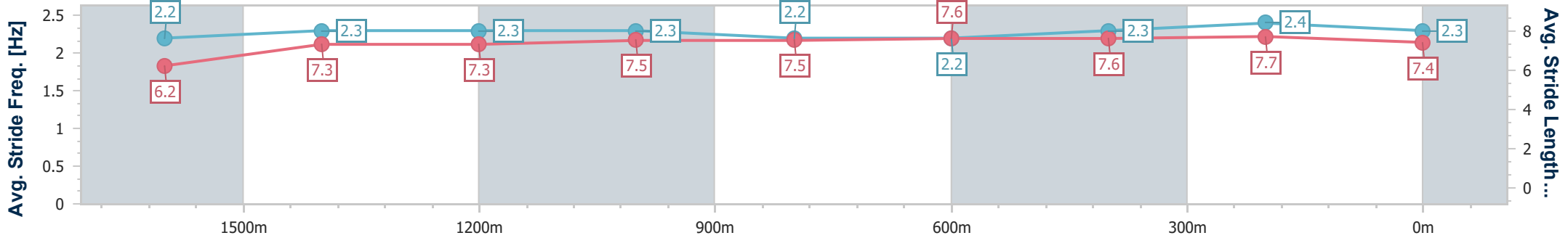
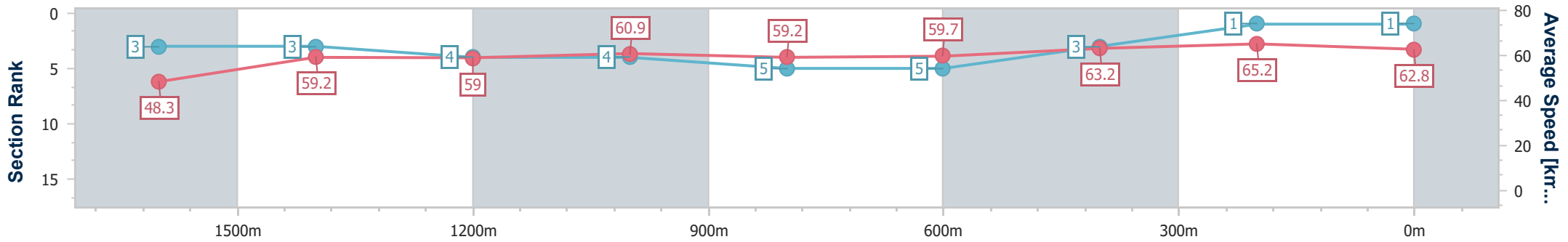
21 December 2024 - 12:48

Track Rating: Good 4, Weather: Fine, Rail Position: +4.5m Entire



BRISBANE RACING CLUB

Section	Overall	1600m	1400m	1200m	1000m	800m	600m	400m	200m
Section Times	1:51.64 [1] (0:16.45)	1:35.19 [3] (0:12.26)	1:22.93 [3] (0:12.22)	1:10.71 [4] (0:11.88)	0:58.83 [4] (0:12.36)	0:46.47 [5] (0:12.29)	0:34.18 [5] (0:11.57)	0:22.61 [3] (0:11.03)	0:11.58 [1] (0:11.58)
Average Speed [km/h]	48.3	59.2	59.0	60.9	59.2	59.7	63.2	65.2	62.8
Top Speed [km/h]	57.5	61.2	60.7	62.1	60.4	61.0	65.7	66.6	64.8
Avg. Dist. to Rail [m]	2.3	1.6	1.9	3.2	3.7	4.2	3.7	3.3	1.1
Avg. Stride Freq. [Hz]	2.2	2.3	2.3	2.3	2.2	2.2	2.3	2.4	2.3
Avg. Stride Length [m]	6.2	7.3	7.3	7.5	7.5	7.6	7.6	7.7	7.4



- [ ] Ranking at each section and finish
- .-.- No data available at this section
- NA No data available



Horse/Jockey Name	Jealous
Final Rank	2
Fastest Section Time (Section)	0:10.91 (400m)
Top Speed [km/h] (Section)	66.9 (400m)
Race State	Finished



Eagle Farm QLD Professional

Race 2: XXXX Class 3 Plate - 1820m

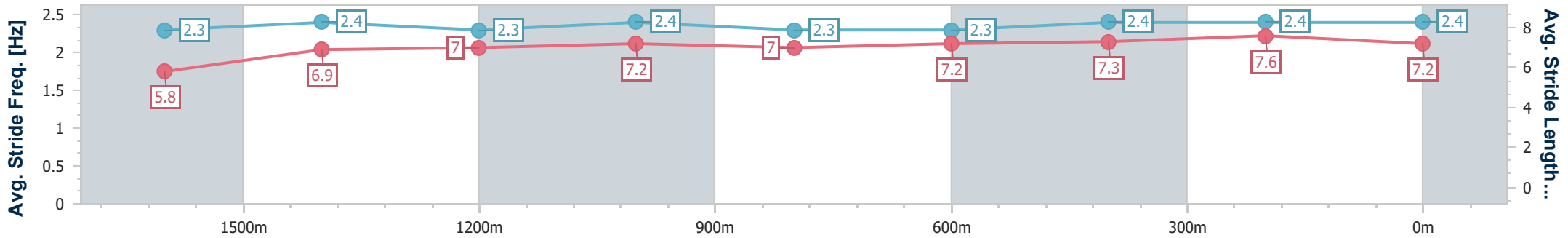
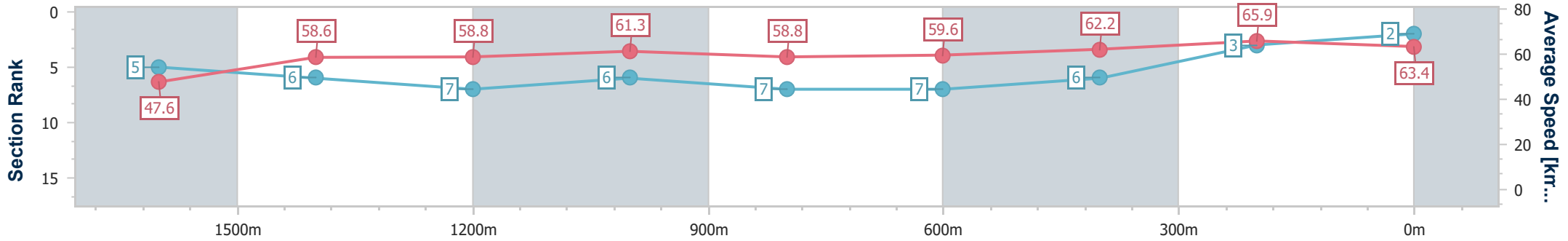
21 December 2024 - 12:48

Track Rating: Good 4, Weather: Fine, Rail Position: +4.5m Entire



BRISBANE RACING CLUB

Section	Overall	1600m	1400m	1200m	1000m	800m	600m	400m	200m
Section Times	1:51.70 [2] (0:16.75)	1:34.95 [5] (0:12.33)	1:22.62 [6] (0:12.29)	1:10.33 [7] (0:11.72)	0:58.61 [6] (0:12.36)	0:46.25 [7] (0:12.17)	0:34.08 [7] (0:11.72)	0:22.36 [6] (0:10.91)	0:11.45 [3] (0:11.45)
Average Speed [km/h]	47.6	58.6	58.8	61.3	58.8	59.6	62.2	65.9	63.4
Top Speed [km/h]	57.0	60.5	61.6	62.8	59.4	60.6	65.0	66.9	65.3
Avg. Dist. to Rail [m]	3.4	1.0	1.7	2.0	1.8	1.7	2.2	4.8	4.1
Avg. Stride Freq. [Hz]	2.3	2.4	2.3	2.4	2.3	2.3	2.4	2.4	2.4
Avg. Stride Length [m]	5.8	6.9	7.0	7.2	7.0	7.2	7.3	7.6	7.2



- [ ] Ranking at each section and finish
- .-.- No data available at this section
- NA No data available





Horse/Jockey Name	Miss Joelene
Final Rank	3
Fastest Section Time (Section)	0:10.82 (400m)
Top Speed [km/h] (Section)	67.3 (400m)
Race State	Finished



### Eagle Farm QLD Professional

Race 2: XXXX Class 3 Plate - 1820m

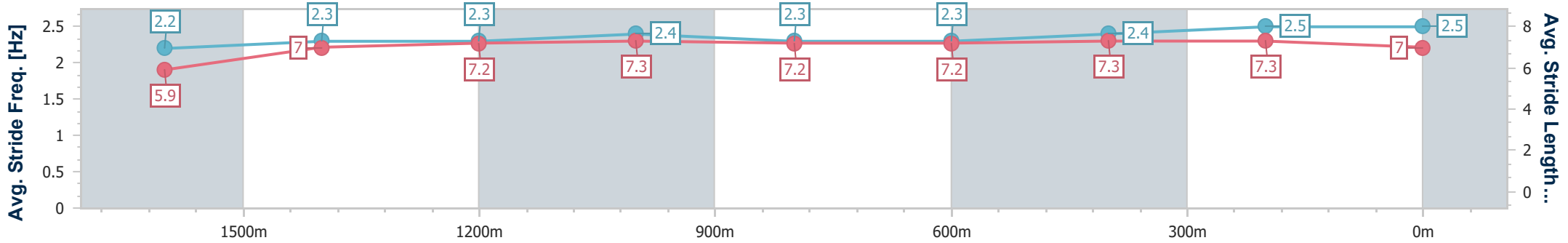
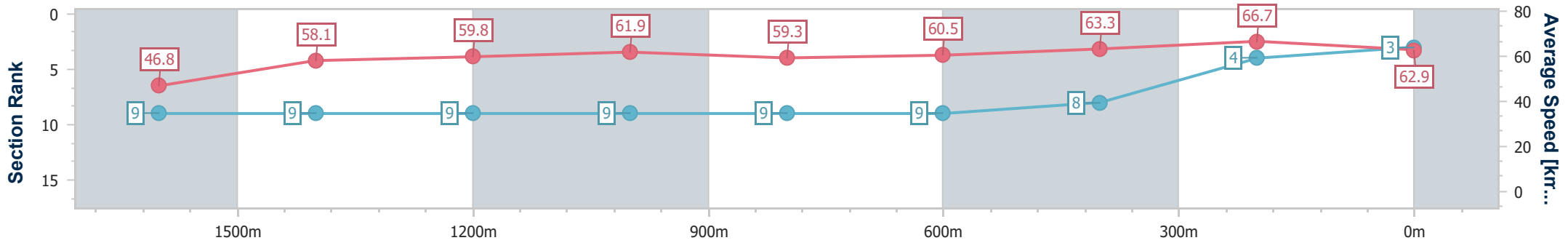
21 December 2024 - 12:48

Track Rating: Good 4, Weather: Fine, Rail Position: +4.5m Entire



BRISBANE RACING CLUB

Section	Overall	1600m	1400m	1200m	1000m	800m	600m	400m	200m
Section Times	1:51.77 [3] (0:17.12)	1:34.65 [9] (0:12.45)	1:22.20 [9] (0:12.10)	1:10.10 [9] (0:11.68)	0:58.42 [9] (0:12.40)	0:46.02 [9] (0:12.10)	0:33.92 [9] (0:11.61)	0:22.31 [8] (0:10.82)	0:11.49 [4] (0:11.49)
Average Speed [km/h]	46.8	58.1	59.8	61.9	59.3	60.5	63.3	66.7	62.9
Top Speed [km/h]	55.8	60.4	61.8	63.4	60.3	62.2	66.5	67.3	65.8
Avg. Dist. to Rail [m]	5.6	2.6	3.4	3.5	4.0	4.5	4.3	6.3	5.4
Avg. Stride Freq. [Hz]	2.2	2.3	2.3	2.4	2.3	2.3	2.4	2.5	2.5
Avg. Stride Length [m]	5.9	7.0	7.2	7.3	7.2	7.2	7.3	7.3	7.0



- [ ] Ranking at each section and finish
- .-.- No data available at this section
- NA No data available



Horse/Jockey Name	Mozsur
Final Rank	4
Fastest Section Time (Section)	0:11.08 (400m)
Top Speed [km/h] (Section)	66.0 (400m)
Race State	Finished



Eagle Farm QLD Professional

Race 2: XXXX Class 3 Plate - 1820m

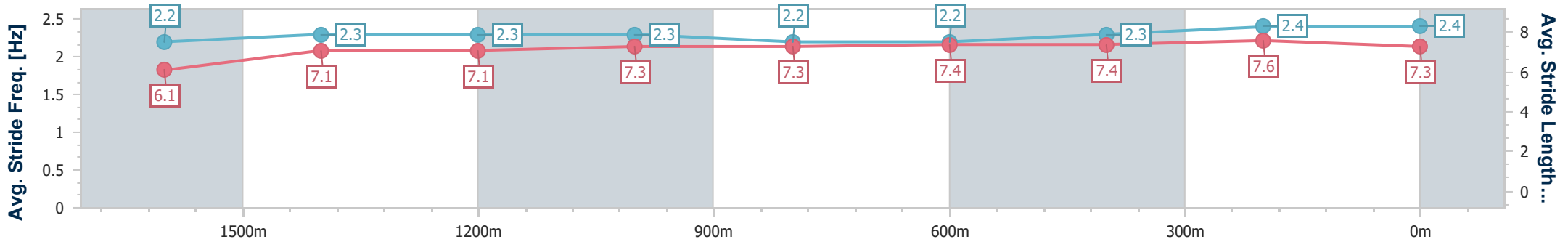
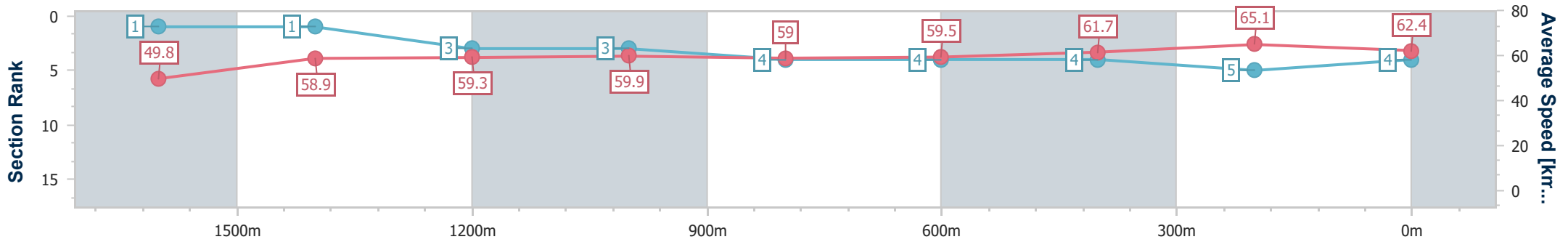
21 December 2024 - 12:48

Track Rating: Good 4, Weather: Fine, Rail Position: +4.5m Entire



BRISBANE RACING CLUB

Section	Overall	1600m	1400m	1200m	1000m	800m	600m	400m	200m
Section Times	1:51.93 [4] (0:16.23)	1:35.70 [1] (0:12.33)	1:23.37 [1] (0:12.19)	1:11.18 [3] (0:12.04)	0:59.14 [3] (0:12.36)	0:46.78 [4] (0:12.28)	0:34.50 [4] (0:11.78)	0:22.72 [4] (0:11.08)	0:11.64 [5] (0:11.64)
Average Speed [km/h]	49.8	58.9	59.3	59.9	59.0	59.5	61.7	65.1	62.4
Top Speed [km/h]	60.2	59.6	62.3	61.9	59.8	60.4	65.4	66.0	64.0
Avg. Dist. to Rail [m]	8.0	1.9	2.8	3.2	3.0	2.7	2.8	4.5	5.2
Avg. Stride Freq. [Hz]	2.2	2.3	2.3	2.3	2.2	2.2	2.3	2.4	2.4
Avg. Stride Length [m]	6.1	7.1	7.1	7.3	7.3	7.4	7.4	7.6	7.3



- [ ] Ranking at each section and finish
- .-.- No data available at this section
- NA No data available



Horse/Jockey Name	Connecticut
Final Rank	5
Fastest Section Time (Section)	0:11.43 (400m)
Top Speed [km/h] (Section)	64.1 (600m)
Race State	Finished



Eagle Farm QLD Professional

Race 2: XXXX Class 3 Plate - 1820m

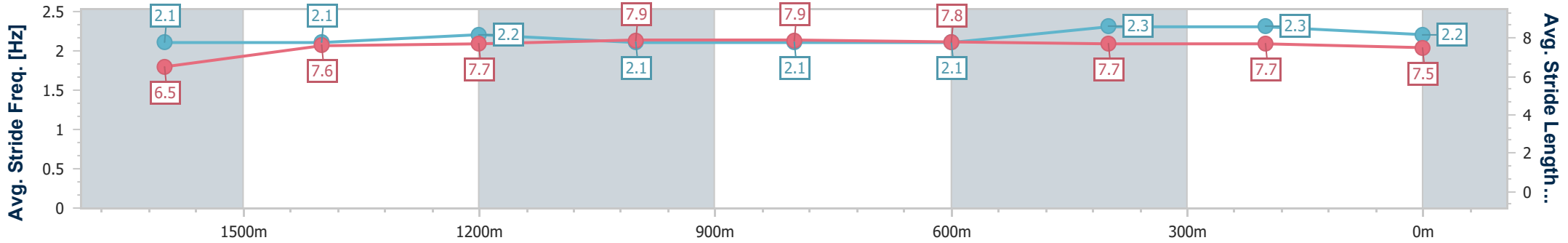
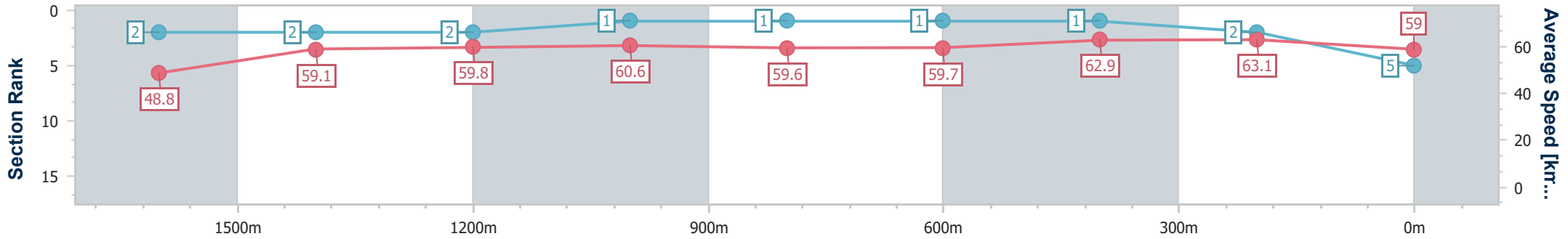
21 December 2024 - 12:48

Track Rating: Good 4, Weather: Fine, Rail Position: +4.5m Entire



BRISBANE RACING CLUB

Section	Overall	1600m	1400m	1200m	1000m	800m	600m	400m	200m
Section Times	1:52.50 [5] (0:16.36)	1:36.14 [2] (0:12.27)	1:23.87 [2] (0:12.06)	1:11.81 [2] (0:11.87)	0:59.94 [1] (0:12.29)	0:47.65 [1] (0:12.32)	0:35.33 [1] (0:11.63)	0:23.70 [1] (0:11.43)	0:12.27 [2] (0:12.27)
Average Speed [km/h]	48.8	59.1	59.8	60.6	59.6	59.7	62.9	63.1	59.0
Top Speed [km/h]	57.4	60.0	62.0	62.9	60.2	60.8	64.1	64.0	62.1
Avg. Dist. to Rail [m]	4.5	1.5	1.9	2.8	3.6	4.3	3.6	2.5	1.9
Avg. Stride Freq. [Hz]	2.1	2.1	2.2	2.1	2.1	2.1	2.3	2.3	2.2
Avg. Stride Length [m]	6.5	7.6	7.7	7.9	7.9	7.8	7.7	7.7	7.5



- [ ] Ranking at each section and finish
- .-.- No data available at this section
- NA No data available



Horse/Jockey Name	Five Rings
Final Rank	6
Fastest Section Time (Section)	0:11.04 (400m)
Top Speed [km/h] (Section)	66.8 (400m)
Race State	Finished



Eagle Farm QLD Professional

Race 2: XXXX Class 3 Plate - 1820m

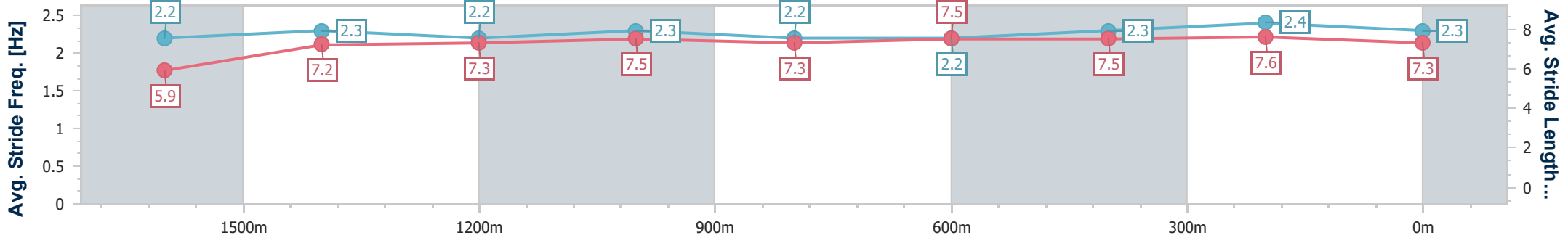
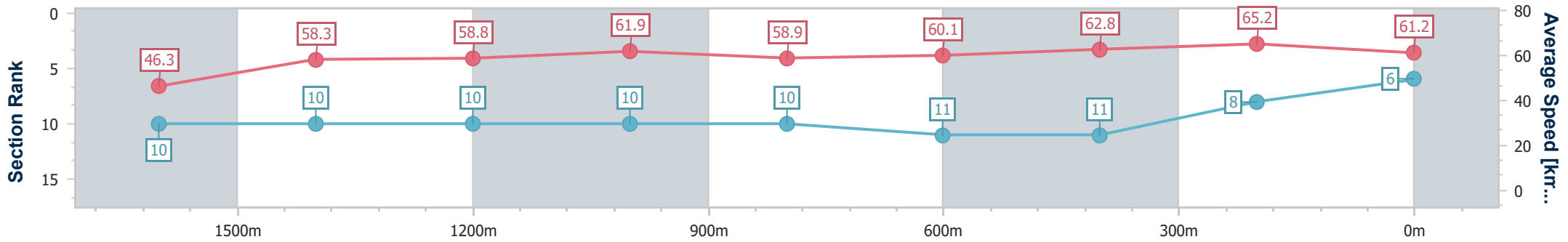
21 December 2024 - 12:48

Track Rating: Good 4, Weather: Fine, Rail Position: +4.5m Entire



BRISBANE RACING CLUB

Section	Overall	1600m	1400m	1200m	1000m	800m	600m	400m	200m
Section Times	1:52.58 [6] (0:17.30)	1:35.28 [10] (0:12.35)	1:22.93 [10] (0:12.31)	1:10.62 [10] (0:11.61)	0:59.01 [10] (0:12.33)	0:46.68 [10] (0:12.16)	0:34.52 [11] (0:11.66)	0:22.86 [11] (0:11.04)	0:11.82 [8] (0:11.82)
Average Speed [km/h]	46.3	58.3	58.8	61.9	58.9	60.1	62.8	65.2	61.2
Top Speed [km/h]	55.9	60.4	60.4	63.1	60.0	60.9	66.2	66.8	63.9
Avg. Dist. to Rail [m]	5.5	0.5	1.0	1.2	2.0	2.5	3.4	5.9	5.4
Avg. Stride Freq. [Hz]	2.2	2.3	2.2	2.3	2.2	2.2	2.3	2.4	2.3
Avg. Stride Length [m]	5.9	7.2	7.3	7.5	7.3	7.5	7.5	7.6	7.3



- [ ] Ranking at each section and finish
- .-.- No data available at this section
- NA No data available



Horse/Jockey Name	Reel Wild
Final Rank	7
Fastest Section Time (Section)	0:11.18 (400m)
Top Speed [km/h] (Section)	66.2 (400m)
Race State	Finished



### Eagle Farm QLD Professional

Race 2: XXXX Class 3 Plate - 1820m

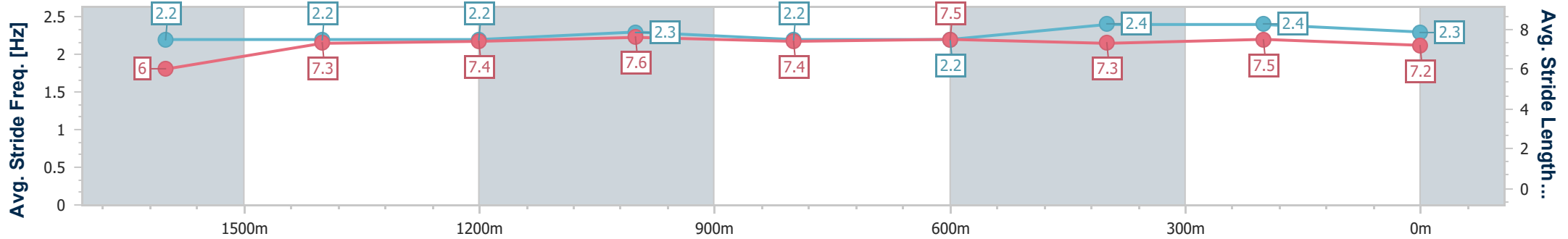
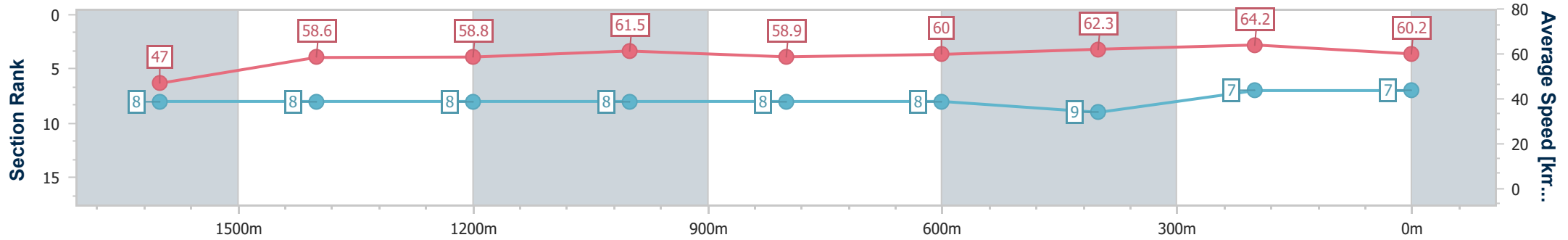
21 December 2024 - 12:48

Track Rating: Good 4, Weather: Fine, Rail Position: +4.5m Entire



BRISBANE RACING CLUB

Section	Overall	1600m	1400m	1200m	1000m	800m	600m	400m	200m
Section Times	1:52.77 [7] (0:16.97)	1:35.80 [8] (0:12.33)	1:23.47 [8] (0:12.29)	1:11.18 [8] (0:11.72)	0:59.46 [8] (0:12.36)	0:47.10 [8] (0:12.10)	0:35.00 [8] (0:11.75)	0:23.25 [9] (0:11.18)	0:12.07 [7] (0:12.07)
Average Speed [km/h]	47.0	58.6	58.8	61.5	58.9	60.0	62.3	64.2	60.2
Top Speed [km/h]	57.2	60.7	60.4	63.3	59.4	61.7	65.4	66.2	63.1
Avg. Dist. to Rail [m]	2.7	1.4	1.6	1.8	2.1	2.1	3.0	4.6	5.2
Avg. Stride Freq. [Hz]	2.2	2.2	2.2	2.3	2.2	2.2	2.4	2.4	2.3
Avg. Stride Length [m]	6.0	7.3	7.4	7.6	7.4	7.5	7.3	7.5	7.2



- [ ] Ranking at each section and finish
- .-.- No data available at this section
- NA No data available



Horse/Jockey Name	Pleadeel
Final Rank	8
Fastest Section Time (Section)	0:11.21 (400m)
Top Speed [km/h] (Section)	65.3 (400m)
Race State	Finished



Eagle Farm QLD Professional

Race 2: XXXX Class 3 Plate - 1820m

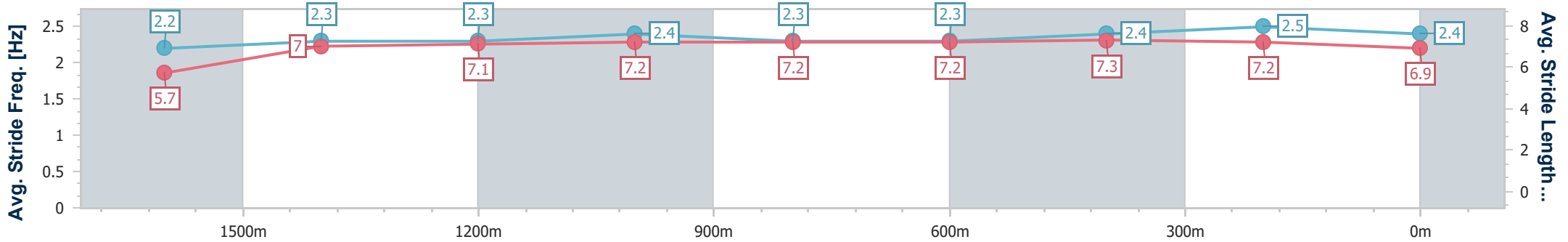
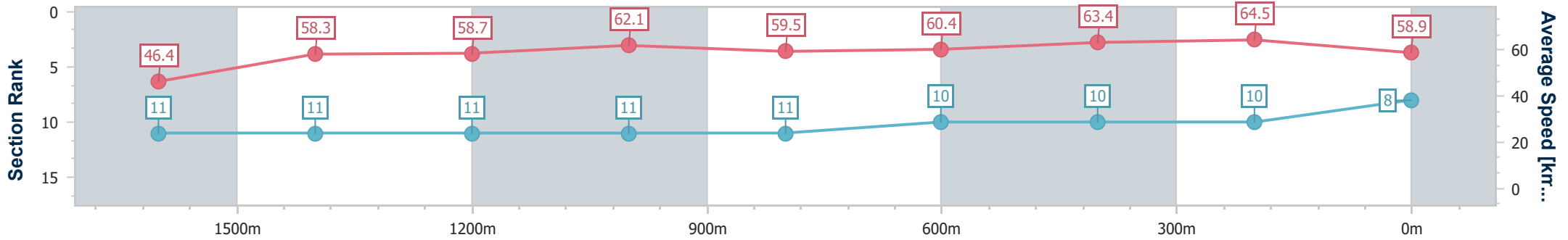
21 December 2024 - 12:48

Track Rating: Good 4, Weather: Fine, Rail Position: +4.5m Entire



BRISBANE RACING CLUB

Section	Overall	1600m	1400m	1200m	1000m	800m	600m	400m	200m
Section Times	1:53.08 [8] (0:17.34)	1:35.74 [11] (0:12.41)	1:23.33 [11] (0:12.27)	1:11.06 [11] (0:11.61)	0:59.45 [11] (0:12.32)	0:47.13 [11] (0:12.08)	0:35.05 [10] (0:11.58)	0:23.47 [10] (0:11.21)	0:12.26 [10] (0:12.26)
Average Speed [km/h]	46.4	58.3	58.7	62.1	59.5	60.4	63.4	64.5	58.9
Top Speed [km/h]	55.6	60.6	61.3	63.1	61.1	61.5	64.9	65.3	63.5
Avg. Dist. to Rail [m]	7.2	1.5	2.2	2.5	2.9	3.4	4.5	7.8	7.3
Avg. Stride Freq. [Hz]	2.2	2.3	2.3	2.4	2.3	2.3	2.4	2.5	2.4
Avg. Stride Length [m]	5.7	7.0	7.1	7.2	7.2	7.2	7.3	7.2	6.9



- [ ] Ranking at each section and finish
- .-.- No data available at this section
- NA No data available



Horse/Jockey Name	Smooth Torque
Final Rank	9
Fastest Section Time (Section)	0:11.42 (400m)
Top Speed [km/h] (Section)	65.5 (400m)
Race State	Finished



Eagle Farm QLD Professional

Race 2: XXXX Class 3 Plate - 1820m

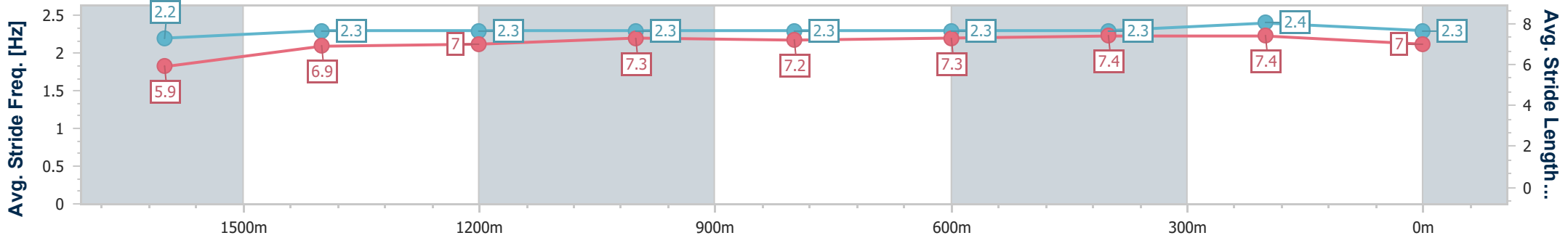
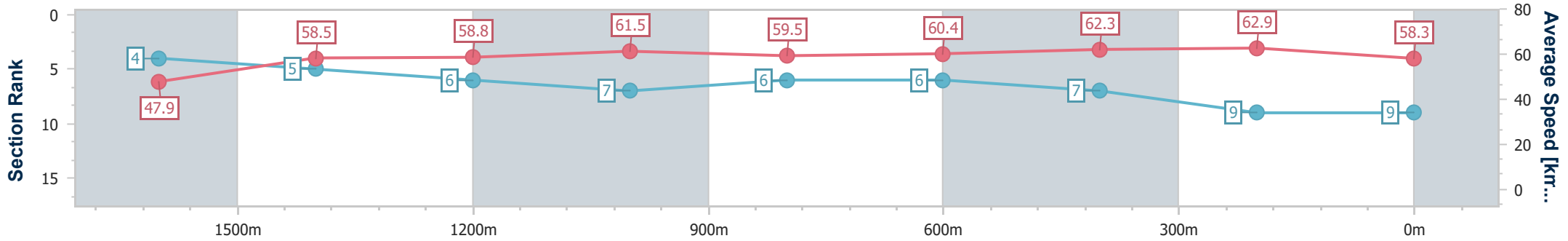
21 December 2024 - 12:48

Track Rating: Good 4, Weather: Fine, Rail Position: +4.5m Entire



BRISBANE RACING CLUB

Section	Overall	1600m	1400m	1200m	1000m	800m	600m	400m	200m
Section Times	1:53.21 [9] (0:16.68)	1:36.53 [4] (0:12.38)	1:24.15 [5] (0:12.29)	1:11.86 [6] (0:11.74)	1:00.12 [7] (0:12.31)	0:47.81 [6] (0:12.16)	0:35.65 [6] (0:11.79)	0:23.86 [7] (0:11.42)	0:12.44 [9] (0:12.44)
Average Speed [km/h]	47.9	58.5	58.8	61.5	59.5	60.4	62.3	62.9	58.3
Top Speed [km/h]	56.9	60.0	61.2	63.2	60.5	61.9	64.1	65.5	61.3
Avg. Dist. to Rail [m]	4.1	2.3	2.3	2.8	3.7	4.3	4.1	4.3	4.6
Avg. Stride Freq. [Hz]	2.2	2.3	2.3	2.3	2.3	2.3	2.3	2.4	2.3
Avg. Stride Length [m]	5.9	6.9	7.0	7.3	7.2	7.3	7.4	7.4	7.0



- [ ] Ranking at each section and finish
- .-.- No data available at this section
- NA No data available



Horse/Jockey Name	Autunno
Final Rank	10
Fastest Section Time (Section)	0:11.49 (400m)
Top Speed [km/h] (Section)	65.4 (1400m)
Race State	Finished



Eagle Farm QLD Professional

Race 2: XXXX Class 3 Plate - 1820m

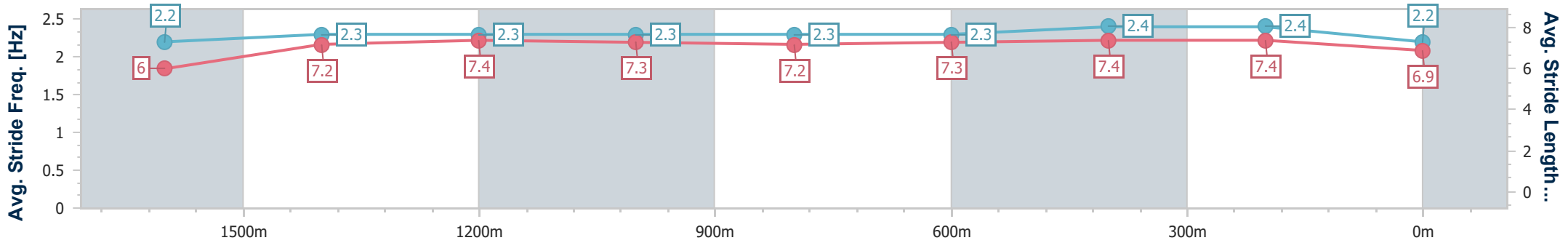
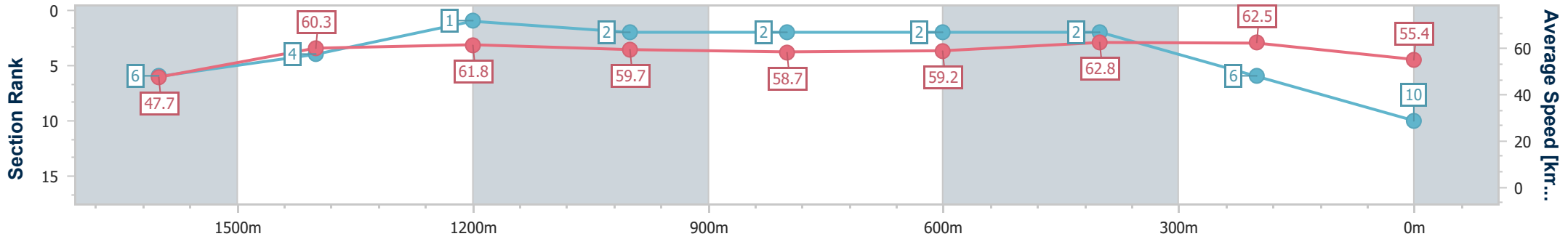
21 December 2024 - 12:48

Track Rating: Good 4, Weather: Fine, Rail Position: +4.5m Entire



BRISBANE RACING CLUB

Section	Overall	1600m	1400m	1200m	1000m	800m	600m	400m	200m
Section Times	1:53.40 [10] (0:16.83)	1:36.57 [6] (0:12.07)	1:24.50 [4] (0:11.70)	1:12.80 [1] (0:12.04)	1:00.76 [2] (0:12.35)	0:48.41 [2] (0:12.26)	0:36.15 [2] (0:11.62)	0:24.53 [2] (0:11.49)	0:13.04 [6] (0:13.04)
Average Speed [km/h]	47.7	60.3	61.8	59.7	58.7	59.2	62.8	62.5	55.4
Top Speed [km/h]	58.5	62.0	65.4	63.5	59.4	60.2	64.7	64.6	60.1
Avg. Dist. to Rail [m]	5.6	3.1	2.9	1.7	1.4	1.6	2.1	2.4	2.9
Avg. Stride Freq. [Hz]	2.2	2.3	2.3	2.3	2.3	2.3	2.4	2.4	2.2
Avg. Stride Length [m]	6.0	7.2	7.4	7.3	7.2	7.3	7.4	7.4	6.9



- [ ] Ranking at each section and finish
- .-.- No data available at this section
- NA No data available





Horse/Jockey Name	Torie's Rose
Final Rank	11
Fastest Section Time (Section)	0:11.58 (1200m)
Top Speed [km/h] (Section)	64.2 (1200m)
Race State	Finished



Eagle Farm QLD Professional

Race 2: XXXX Class 3 Plate - 1820m

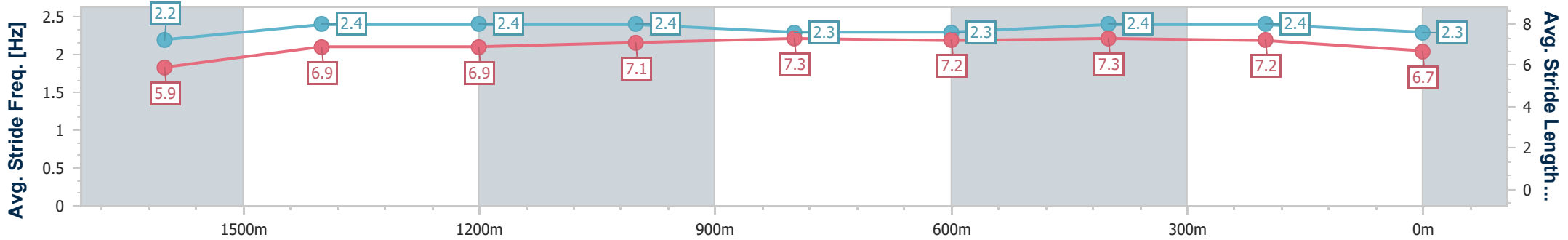
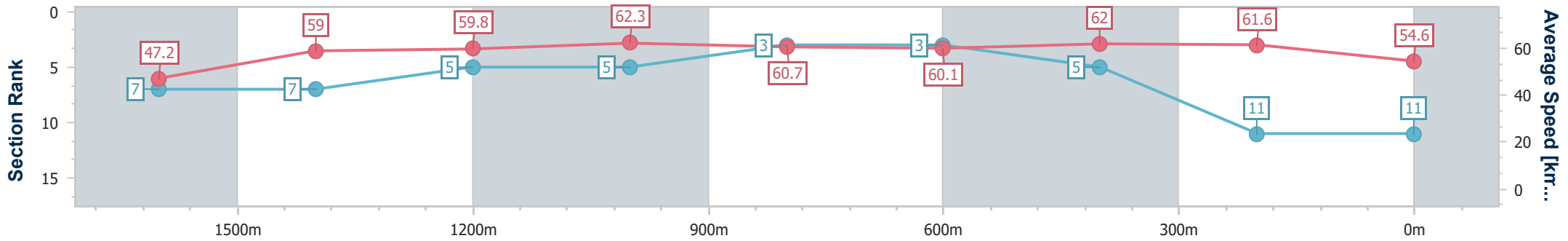
21 December 2024 - 12:48

Track Rating: Good 4, Weather: Fine, Rail Position: +4.5m Entire



BRISBANE RACING CLUB

Section	Overall	1600m	1400m	1200m	1000m	800m	600m	400m	200m
Section Times	1:54.25 [11] (0:16.91)	1:37.34 [7] (0:12.34)	1:25.00 [7] (0:12.08)	1:12.92 [5] (0:11.58)	1:01.34 [5] (0:12.14)	0:49.20 [3] (0:12.32)	0:36.88 [3] (0:11.94)	0:24.94 [5] (0:11.68)	0:13.26 [11] (0:13.26)
Average Speed [km/h]	47.2	59.0	59.8	62.3	60.7	60.1	62.0	61.6	54.6
Top Speed [km/h]	58.5	60.6	63.9	64.2	62.0	61.5	63.9	64.0	58.8
Avg. Dist. to Rail [m]	3.8	2.8	3.5	3.7	5.5	6.3	5.4	6.6	3.8
Avg. Stride Freq. [Hz]	2.2	2.4	2.4	2.4	2.3	2.3	2.4	2.4	2.3
Avg. Stride Length [m]	5.9	6.9	6.9	7.1	7.3	7.2	7.3	7.2	6.7



- [ ] Ranking at each section and finish
- .-.- No data available at this section
- NA No data available



# Eagle Farm QLD Professional

## Race 3: SEASON GREETINGS FROM BRC Class 6 Handicap - 1000m

21 December 2024 - 13:23



BRISBANE  
RACING CLUB

Track Rating: Good 4, Weather: Fine, Rail Position: +4.5m Entire

Section		Overall									Last 600m		
Field Times		0:56.91 (0:13.16)									0:33.22		
		800m			600m			400m			200m		
		0:43.75 (0:10.53)			0:33.22 (0:10.75)			0:22.47 (0:10.76)			0:11.71 (0:11.71)		
Rank	TAB Horse/Jockey	Barrier	Top Speed [km/h]	Fastest Section	Margin								Distance Travelled [m]
1	2 <b>BEZIQUE</b> Emily Lang	4	69.5 600m	0:10.60 400m	0:56.91 [1] (0:13.37)	0:43.54 [3] (0:10.61)	0:32.93 [4] (0:10.62)	0:22.31 [2] (0:10.60)	0:11.71 [1] (0:11.71)	0:56.91	0:32.93		
2	8 <b>FEMME FATALE</b> Cejay Graham	7	69.1 800m	0:10.61 800m	0:57.18 [2] (0:13.58)	0:43.60 [5] (0:10.61)	0:32.99 [5] (0:10.76)	0:22.23 [6] (0:10.70)	0:11.53 [5] (0:11.53)	1.6L	0:32.99	+0	
3	1 <b>SAFEWORK</b> Ryan Maloney	3	68.9 800m	0:10.63 800m	0:57.25 [3] (0:13.59)	0:43.66 [6] (0:10.63)	0:33.03 [6] (0:10.70)	0:22.33 [5] (0:10.70)	0:11.63 [4] (0:11.63)	2.03L	0:33.03	-3	
4	5 <b>HEARTONI</b> Cody Collis	6	70.6 800m	0:10.51 800m	0:57.26 [4] (0:13.47)	0:43.79 [4] (0:10.51)	0:33.28 [3] (0:10.79)	0:22.49 [4] (0:10.92)	0:11.57 [6] (0:11.57)	2.05L	0:33.28	+1	
5	3 <b>FLAMING CONQUEST</b> Georgina Cartwright	1	68.8 800m	0:10.53 800m	0:57.28 [5] (0:13.16)	0:44.12 [1] (0:10.53)	0:33.59 [1] (0:10.75)	0:22.84 [1] (0:10.89)	0:11.95 [2] (0:11.95)	2.2L	0:33.59	-6	
6	6 <b>SUNNYCOAST</b> Raul Silvera	2	70.6 800m	0:10.59 800m	0:57.39 [6] (0:13.21)	0:44.18 [2] (0:10.59)	0:33.59 [2] (0:10.82)	0:22.77 [3] (0:10.84)	0:11.93 [3] (0:11.93)	2.82L	0:33.59	+3	
7	4 <b>LIGHT OF BOOM</b> Angela Jones	5	69.2 800m	0:10.66 800m	0:57.48 [7] (0:13.81)	0:43.67 [7] (0:10.66)	0:33.01 [8] (0:10.71)	0:22.30 [7] (0:10.71)	0:11.59 [7] (0:11.59)	3.38L	0:33.01	-1	
8	9 <b>ALBION SQUARE</b> Taylor Marshall	8	69.5 800m	0:10.63 800m	0:58.42 [8] (0:13.83)	0:44.59 [8] (0:10.63)	0:33.96 [7] (0:10.78)	0:23.18 [8] (0:10.93)	0:12.25 [8] (0:12.25)	8.9L	0:33.96	-1	

Scratched: Tread Softly (#7)

[ ] Ranking at each section and finish  
 -:-:- No data available at this section  
 NA No data available

SCN Saddle cloth number  
 DNF Did not finish  
 DNT Did not track



Horse/Jockey Name	Bezique
Final Rank	1
Fastest Section Time (Section)	0:10.60 (400m)
Top Speed [km/h] (Section)	69.5 (600m)
Race State	Finished



Eagle Farm QLD Professional  
Race 3: SEASON GREETINGS FROM BRC Class 6 Handicap - 1000m

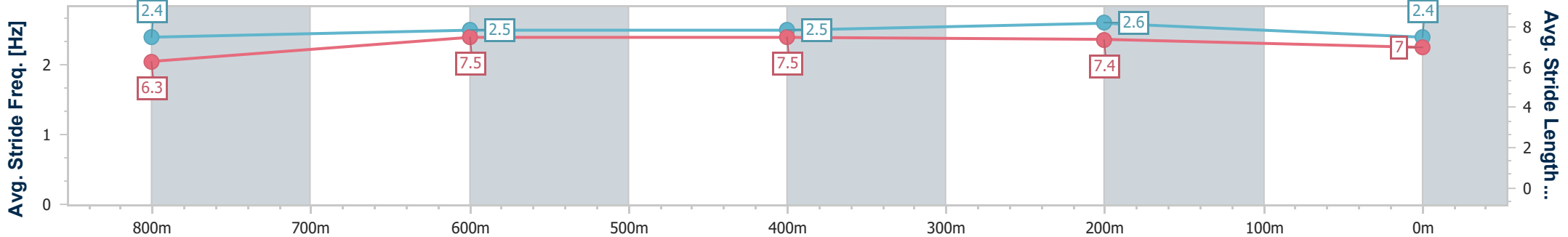
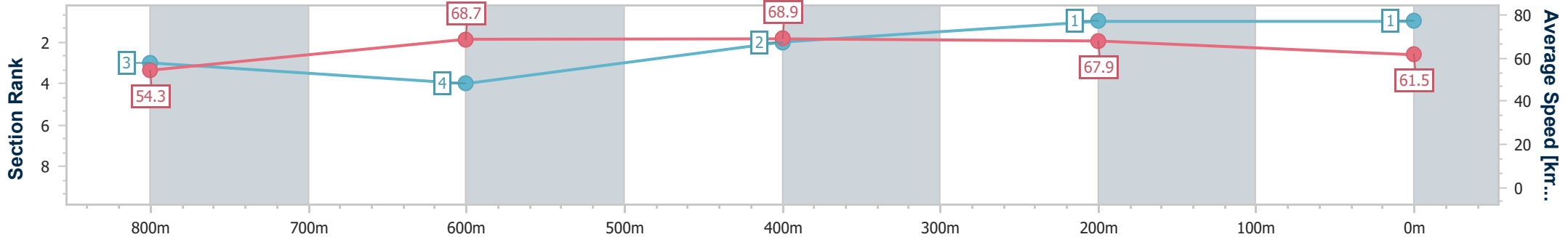


21 December 2024 - 13:23

Track Rating: Good 4, Weather: Fine, Rail Position: +4.5m Entire

BRISBANE RACING CLUB

Section	Overall	800m	600m	400m	200m
Section Times	0:56.91 [1] (0:13.37)	0:43.54 [3] (0:10.61)	0:32.93 [4] (0:10.62)	0:22.31 [2] (0:10.60)	0:11.71 [1] (0:11.71)
Average Speed [km/h]	54.3	68.7	68.9	67.9	61.5
Top Speed [km/h]	68.0	69.2	69.5	68.8	66.1
Avg. Dist. to Rail [m]	5.0	3.0	3.0	5.3	6.6
Avg. Stride Freq. [Hz]	2.4	2.5	2.5	2.6	2.4
Avg. Stride Length [m]	6.3	7.5	7.5	7.4	7.0



- [ ] Ranking at each section and finish
- .-.- No data available at this section
- NA No data available



Horse/Jockey Name	Femme Fatale
Final Rank	2
Fastest Section Time (Section)	0:10.61 (800m)
Top Speed [km/h] (Section)	69.1 (800m)
Race State	Finished



Eagle Farm QLD Professional  
Race 3: SEASON GREETINGS FROM BRC Class 6 Handicap - 1000m

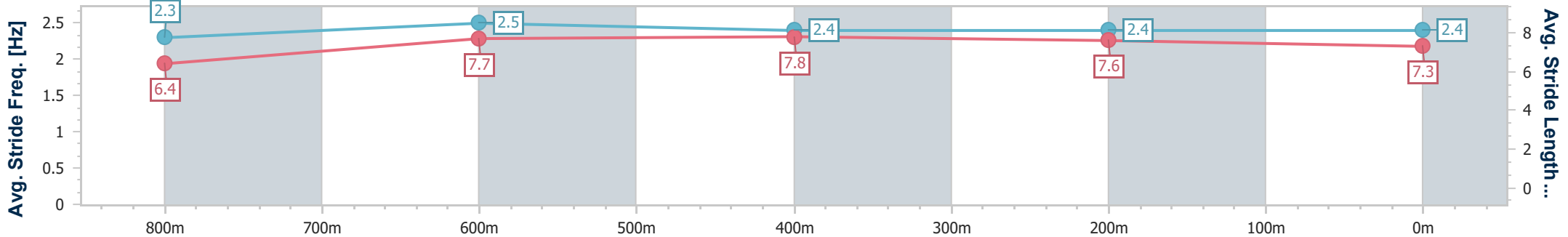
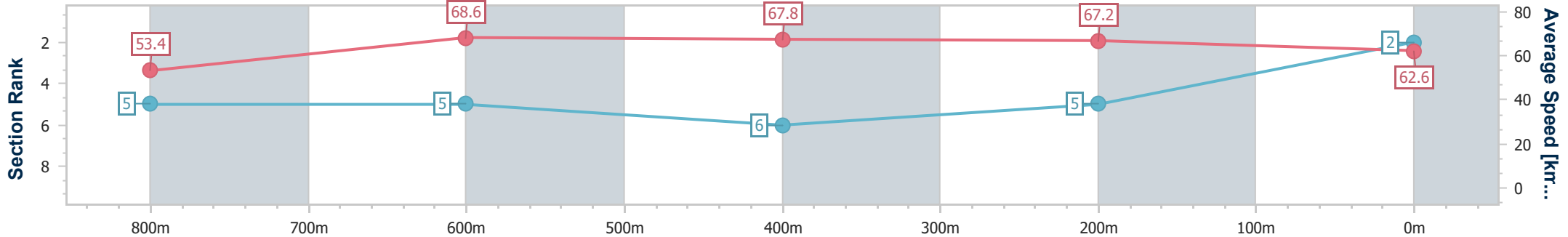


21 December 2024 - 13:23

BRISBANE RACING CLUB

Track Rating: Good 4, Weather: Fine, Rail Position: +4.5m Entire

Section	Overall	800m	600m	400m	200m
Section Times	0:57.18 [2] (0:13.58)	0:43.60 [5] (0:10.61)	0:32.99 [5] (0:10.76)	0:22.23 [6] (0:10.70)	0:11.53 [5] (0:11.53)
Average Speed [km/h]	53.4	68.6	67.8	67.2	62.6
Top Speed [km/h]	68.4	69.1	68.7	68.5	66.4
Avg. Dist. to Rail [m]	6.8	2.7	2.7	7.8	8.1
Avg. Stride Freq. [Hz]	2.3	2.5	2.4	2.4	2.4
Avg. Stride Length [m]	6.4	7.7	7.8	7.6	7.3



- [ ] Ranking at each section and finish
- .-.- No data available at this section
- NA No data available



Horse/Jockey Name	Safework
Final Rank	3
Fastest Section Time (Section)	0:10.63 (800m)
Top Speed [km/h] (Section)	68.9 (800m)
Race State	Finished



Eagle Farm QLD Professional  
Race 3: SEASON GREETINGS FROM BRC Class 6 Handicap - 1000m

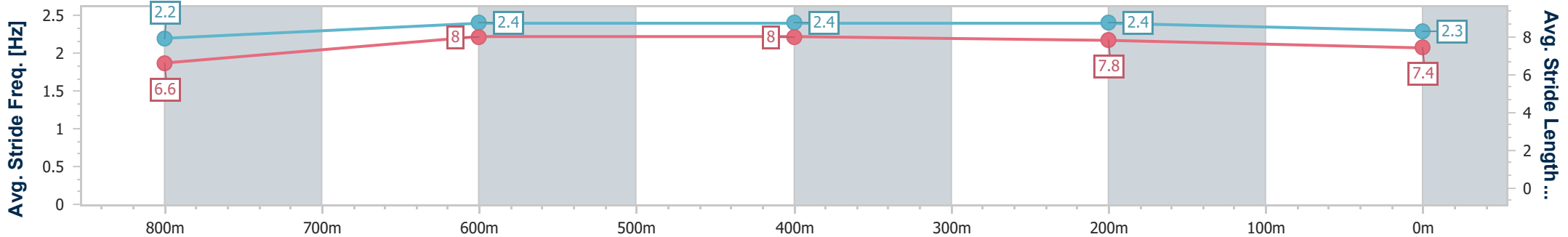
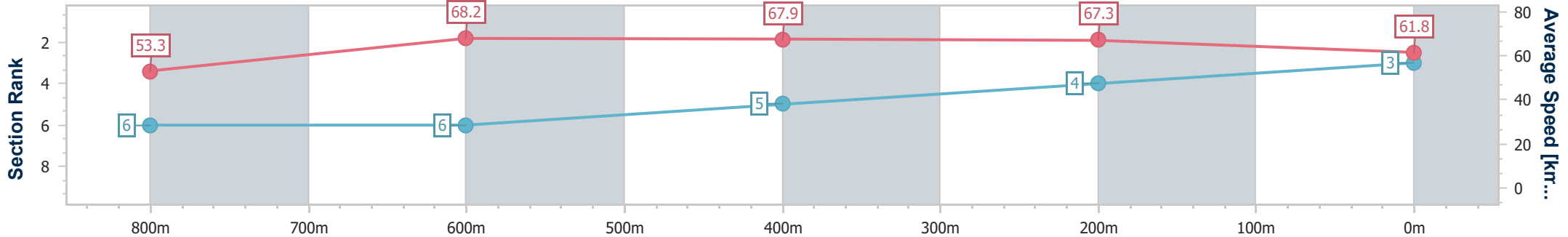


21 December 2024 - 13:23

BRISBANE RACING CLUB

Track Rating: Good 4, Weather: Fine, Rail Position: +4.5m Entire

Section	Overall	800m	600m	400m	200m
Section Times	0:57.25 [3] (0:13.59)	0:43.66 [6] (0:10.63)	0:33.03 [6] (0:10.70)	0:22.33 [5] (0:10.70)	0:11.63 [4] (0:11.63)
Average Speed [km/h]	53.3	68.2	67.9	67.3	61.8
Top Speed [km/h]	68.4	68.9	68.4	68.2	65.5
Avg. Dist. to Rail [m]	4.0	1.5	1.4	3.4	3.0
Avg. Stride Freq. [Hz]	2.2	2.4	2.4	2.4	2.3
Avg. Stride Length [m]	6.6	8.0	8.0	7.8	7.4



- [ ] Ranking at each section and finish
- .-.- No data available at this section
- NA No data available



Horse/Jockey Name	Heartoni
Final Rank	4
Fastest Section Time (Section)	0:10.51 (800m)
Top Speed [km/h] (Section)	70.6 (800m)
Race State	Finished



Eagle Farm QLD Professional  
Race 3: SEASON GREETINGS FROM BRC Class 6 Handicap - 1000m

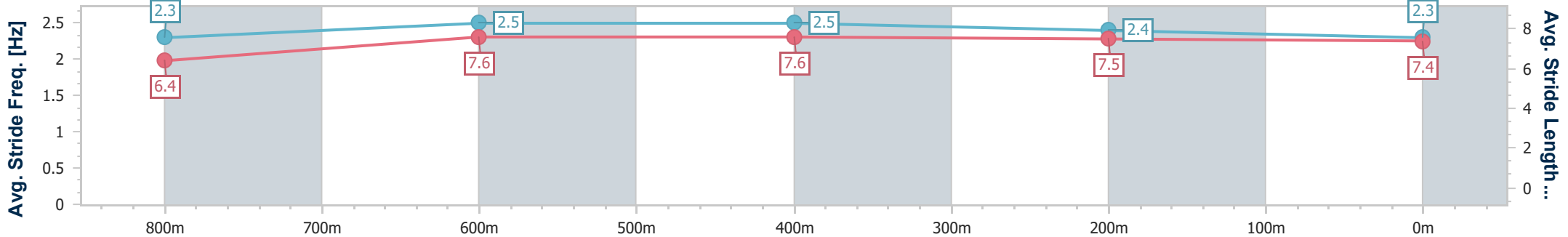
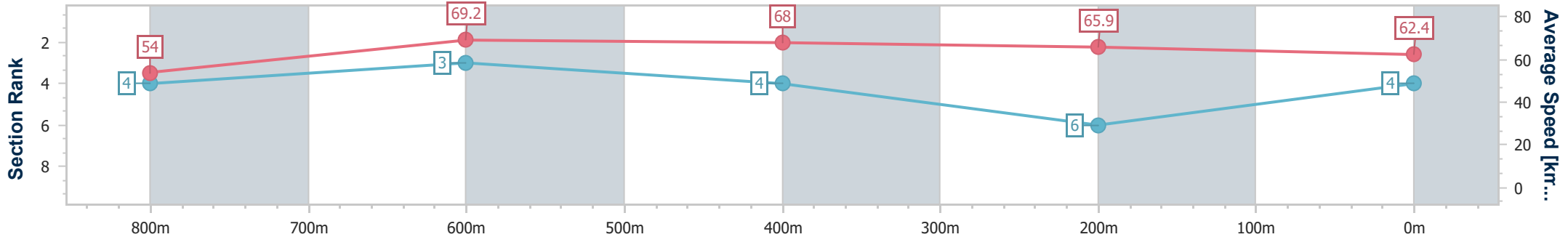


21 December 2024 - 13:23

BRISBANE RACING CLUB

Track Rating: Good 4, Weather: Fine, Rail Position: +4.5m Entire

Section	Overall	800m	600m	400m	200m
Section Times	0:57.26 [4] (0:13.47)	0:43.79 [4] (0:10.51)	0:33.28 [3] (0:10.79)	0:22.49 [4] (0:10.92)	0:11.57 [6] (0:11.57)
Average Speed [km/h]	54.0	69.2	68.0	65.9	62.4
Top Speed [km/h]	68.5	70.6	70.1	67.3	65.6
Avg. Dist. to Rail [m]	5.3	3.2	3.7	5.2	5.5
Avg. Stride Freq. [Hz]	2.3	2.5	2.5	2.4	2.3
Avg. Stride Length [m]	6.4	7.6	7.6	7.5	7.4



- [ ] Ranking at each section and finish
- .-.- No data available at this section
- NA No data available



Horse/Jockey Name	Flaming Conquest
Final Rank	5
Fastest Section Time (Section)	0:10.53 (800m)
Top Speed [km/h] (Section)	68.8 (800m)
Race State	Finished



Eagle Farm QLD Professional  
Race 3: SEASON GREETINGS FROM BRC Class 6 Handicap - 1000m

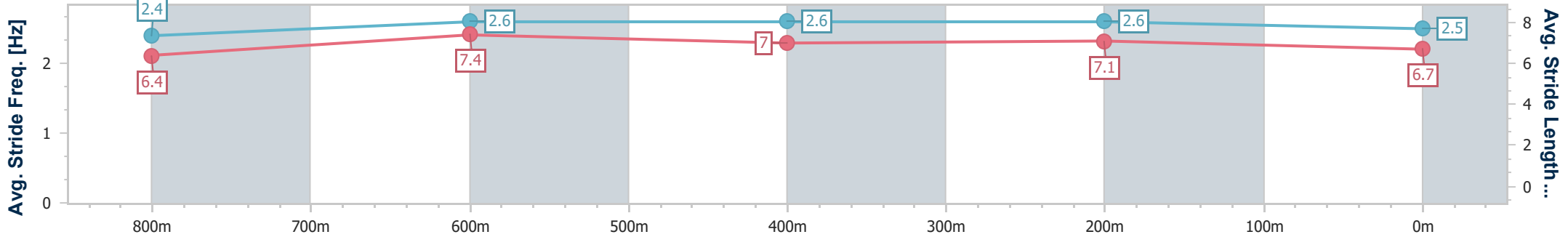
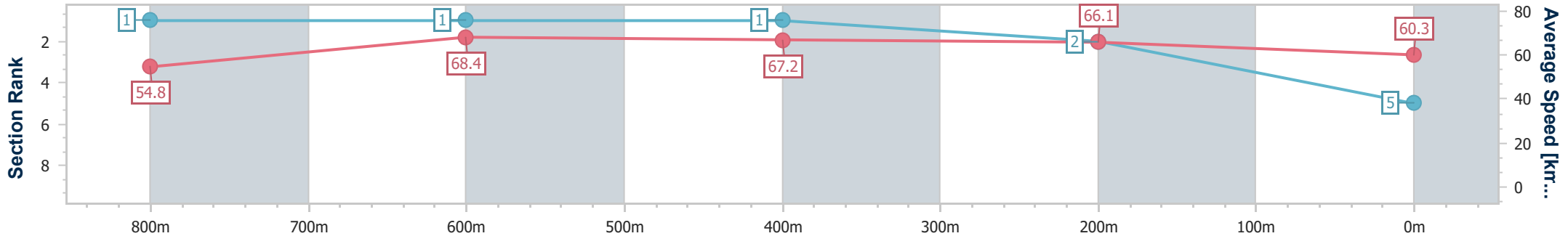


21 December 2024 - 13:23

Track Rating: Good 4, Weather: Fine, Rail Position: +4.5m Entire

BRISBANE RACING CLUB

Section	Overall	800m	600m	400m	200m
Section Times	0:57.28 [5] (0:13.16)	0:44.12 [1] (0:10.53)	0:33.59 [1] (0:10.75)	0:22.84 [1] (0:10.89)	0:11.95 [2] (0:11.95)
Average Speed [km/h]	54.8	68.4	67.2	66.1	60.3
Top Speed [km/h]	68.5	68.8	68.8	67.2	63.4
Avg. Dist. to Rail [m]	2.3	0.4	1.2	1.3	4.4
Avg. Stride Freq. [Hz]	2.4	2.6	2.6	2.6	2.5
Avg. Stride Length [m]	6.4	7.4	7.0	7.1	6.7



- [ ] Ranking at each section and finish
- .-.- No data available at this section
- NA No data available



Horse/Jockey Name	Sunnycoast
Final Rank	6
Fastest Section Time (Section)	0:10.59 (800m)
Top Speed [km/h] (Section)	70.6 (800m)
Race State	Finished



Eagle Farm QLD Professional  
Race 3: SEASON GREETINGS FROM BRC Class 6 Handicap - 1000m

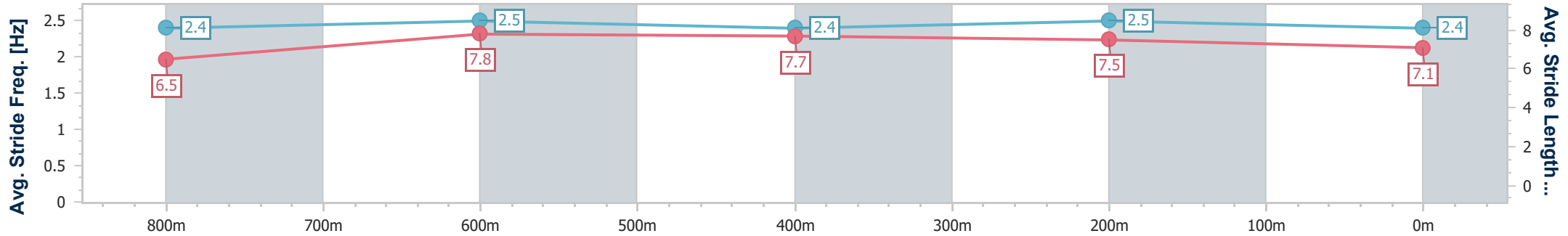
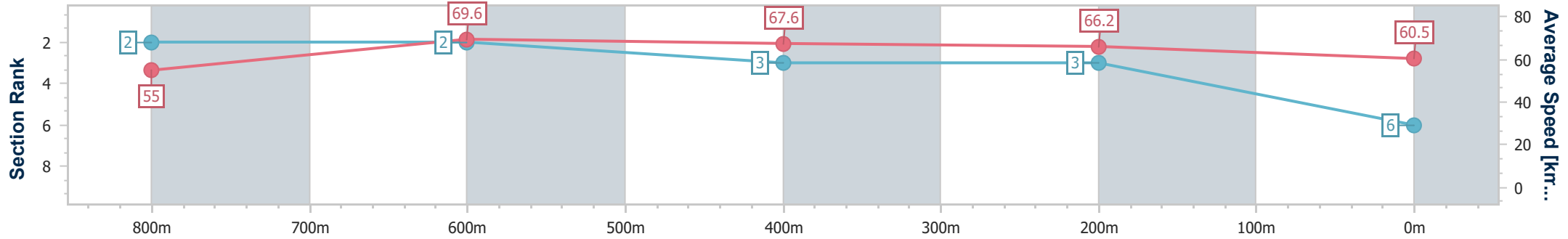


21 December 2024 - 13:23

BRISBANE RACING CLUB

Track Rating: Good 4, Weather: Fine, Rail Position: +4.5m Entire

Section	Overall	800m	600m	400m	200m
Section Times	0:57.39 [6] (0:13.21)	0:44.18 [2] (0:10.59)	0:33.59 [2] (0:10.82)	0:22.77 [3] (0:10.84)	0:11.93 [3] (0:11.93)
Average Speed [km/h]	55.0	69.6	67.6	66.2	60.5
Top Speed [km/h]	69.0	70.6	68.9	68.2	65.2
Avg. Dist. to Rail [m]	4.6	4.8	3.0	3.5	0.9
Avg. Stride Freq. [Hz]	2.4	2.5	2.4	2.5	2.4
Avg. Stride Length [m]	6.5	7.8	7.7	7.5	7.1



- [ ] Ranking at each section and finish
- .-.- No data available at this section
- NA No data available





Horse/Jockey Name	Light Of Boom
Final Rank	7
Fastest Section Time (Section)	0:10.66 (800m)
Top Speed [km/h] (Section)	69.2 (800m)
Race State	Finished



Eagle Farm QLD Professional  
Race 3: SEASON GREETINGS FROM BRC Class 6 Handicap - 1000m

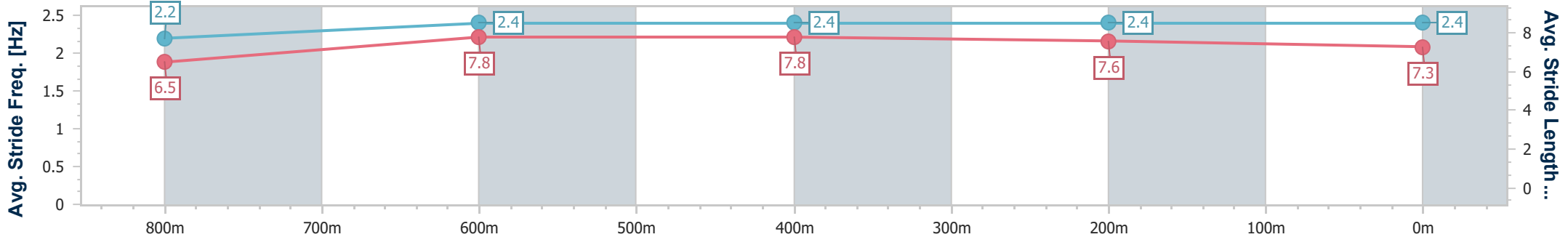
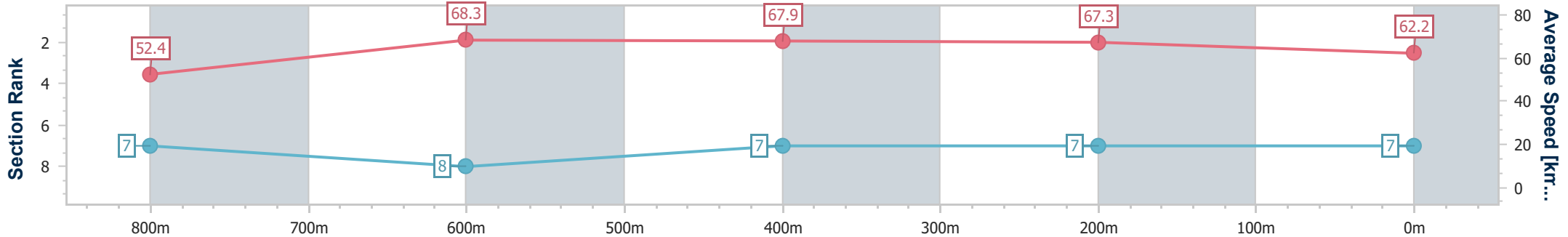


21 December 2024 - 13:23

Track Rating: Good 4, Weather: Fine, Rail Position: +4.5m Entire

BRISBANE RACING CLUB

Section	Overall	800m	600m	400m	200m
Section Times	0:57.48 [7] (0:13.81)	0:43.67 [7] (0:10.66)	0:33.01 [8] (0:10.71)	0:22.30 [7] (0:10.71)	0:11.59 [7] (0:11.59)
Average Speed [km/h]	52.4	68.3	67.9	67.3	62.2
Top Speed [km/h]	68.8	69.2	68.7	68.8	66.2
Avg. Dist. to Rail [m]	5.0	2.4	2.0	3.6	3.0
Avg. Stride Freq. [Hz]	2.2	2.4	2.4	2.4	2.4
Avg. Stride Length [m]	6.5	7.8	7.8	7.6	7.3



- [ ] Ranking at each section and finish
- .-.- No data available at this section
- NA No data available



Horse/Jockey Name	Albion Square
Final Rank	8
Fastest Section Time (Section)	0:10.63 (800m)
Top Speed [km/h] (Section)	69.5 (800m)
Race State	Finished



Eagle Farm QLD Professional  
Race 3: SEASON GREETINGS FROM BRC Class 6 Handicap - 1000m

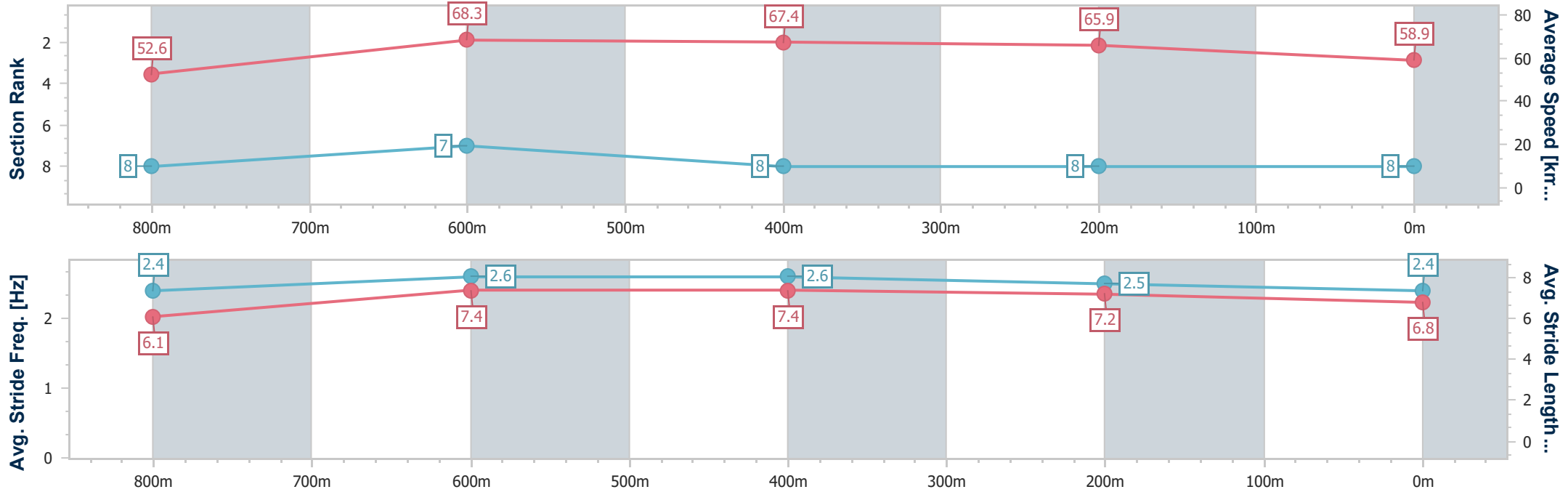


21 December 2024 - 13:23

BRISBANE RACING CLUB

Track Rating: Good 4, Weather: Fine, Rail Position: +4.5m Entire

Section	Overall	800m	600m	400m	200m
Section Times	0:58.42 [8] (0:13.83)	0:44.59 [8] (0:10.63)	0:33.96 [7] (0:10.78)	0:23.18 [8] (0:10.93)	0:12.25 [8] (0:12.25)
Average Speed [km/h]	52.6	68.3	67.4	65.9	58.9
Top Speed [km/h]	67.9	69.5	69.1	68.3	63.1
Avg. Dist. to Rail [m]	8.4	1.7	1.7	7.0	6.8
Avg. Stride Freq. [Hz]	2.4	2.6	2.6	2.5	2.4
Avg. Stride Length [m]	6.1	7.4	7.4	7.2	6.8



- [ ] Ranking at each section and finish
- .-.- No data available at this section
- NA No data available



# Eagle Farm QLD Professional

## Race 4: BRC LIFE MEMBERS BENCHMARK 70 Handicap - 1500m

21 December 2024 - 13:58



BRISBANE  
RACING CLUB

Track Rating: Good 4, Weather: Fine, Rail Position: +4.5m Entire

Section		Overall	1400m	1200m	1000m	800m	600m	400m	Last 600m				
Field Times		1:28.36 (0:08.19)	1:20.17 (0:10.87)	1:09.30 (0:10.64)	0:58.66 (0:11.64)	0:47.02 (0:11.97)	0:35.05 (0:11.56)	0:23.49 (0:11.58)	0:35.05				
Rank	TAB Horse/Jockey	Barrier	Top Speed [km/h]	Fastest Section	Distance Travelled [m]								
1	5 HARBOURMASTER Bailey Wheeler	13	69.3 1400m	0:08.19 Overall	1:28.36 [1] (0:08.19)	1:20.17 [1] (0:10.87)	1:09.30 [1] (0:10.94)	0:58.36 [3] (0:11.82)	0:46.54 [3] (0:11.73)	0:34.81 [4] (0:11.59)	0:23.22 [3] (0:11.31)	0:34.81	
2	9 LARRIKIN ROGUE Robbie Dolan	5	66.7 1200m	0:08.70 Overall	1:28.72 [2] (0:08.70)	1:20.02 [12] (0:11.12)	1:08.90 [9] (0:11.07)	0:57.83 [10] (0:11.60)	0:46.23 [10] (0:11.51)	0:34.72 [9] (0:11.53)	0:23.19 [9] (0:11.28)	0:34.72	+0
3	12 EXPECTANT Georgina Cartwright	10	66.8 1200m	0:08.82 Overall	1:28.73 [3] (0:08.82)	1:19.91 [14] (0:11.31)	1:08.60 [12] (0:10.92)	0:57.68 [11] (0:11.48)	0:46.20 [11] (0:11.56)	0:34.64 [11] (0:11.48)	0:23.16 [10] (0:11.33)	0:34.64	-7
4	7 RUNWITHTHETIDE Vlad Duric	14	69.7 1200m	0:08.22 Overall	1:29.07 [4] (0:08.22)	1:20.85 [3] (0:10.87)	1:09.98 [2] (0:10.61)	0:59.37 [1] (0:11.64)	0:47.73 [1] (0:11.97)	0:35.76 [1] (0:11.56)	0:24.20 [1] (0:11.60)	0:35.76	-1
5	1 MICKEY'S MEDAL Emily Lang	4	67.0 1200m	0:08.29 Overall	1:29.17 [5] (0:08.29)	1:20.88 [5] (0:11.22)	1:09.66 [6] (0:10.98)	0:58.68 [7] (0:11.37)	0:47.31 [4] (0:11.47)	0:35.84 [2] (0:11.59)	0:24.25 [2] (0:11.60)	0:35.84	+5
6	23 WHO ORDERED DAFISH Cejay Graham	1	67.4 1200m	0:08.74 Overall	1:29.47 [6] (0:08.74)	1:20.73 [13] (0:11.12)	1:09.61 [10] (0:10.96)	0:58.65 [9] (0:11.48)	0:47.17 [9] (0:11.70)	0:35.47 [10] (0:11.65)	0:23.82 [11] (0:11.66)	0:35.47	-10
7	24 TOOLATEMATE Damien Thornton	6	65.3 1200m	0:08.43 Overall	1:29.49 [7] (0:08.43)	1:21.06 [9] (0:11.50)	1:09.56 [11] (0:11.21)	0:58.35 [12] (0:11.76)	0:46.59 [12] (0:11.45)	0:35.14 [12] (0:11.42)	0:23.72 [12] (0:11.37)	0:35.14	-1
8	6 PENTITO Michael Rodd	9	67.8 1200m	0:08.41 Overall	1:29.51 [8] (0:08.41)	1:21.10 [7] (0:11.39)	1:09.71 [8] (0:10.90)	0:58.81 [8] (0:11.40)	0:47.41 [7] (0:11.68)	0:35.73 [7] (0:11.67)	0:24.06 [6] (0:11.61)	0:35.73	+2
9	8 AMERICAN PHIREBALL Jason Collett	8	66.1 1200m	0:08.46 Overall	1:29.52 [9] (0:08.46)	1:21.06 [10] (0:11.68)	1:09.38 [13] (0:11.17)	0:58.21 [13] (0:11.71)	0:46.50 [13] (0:11.45)	0:35.05 [13] (0:11.37)	0:23.68 [13] (0:11.37)	0:35.05	-5
10	14 PRANCING WITH FIRE Taylor Marshall	11	66.9 1200m	0:08.23 Overall	1:29.84 [10] (0:08.23)	1:21.61 [4] (0:11.01)	1:10.60 [4] (0:11.13)	0:59.47 [5] (0:11.67)	0:47.80 [6] (0:11.70)	0:36.10 [6] (0:11.64)	0:24.46 [4] (0:11.67)	0:36.10	+0

Scratched: Gracie Blue (#18), Damiani (#22), Aton Of Delight (#3), Bold Hoi Ho (#11), Jovita (#13), Freeland (#21), Texas Fireball (#17), Miss Trustful (#16), Five Rings (#20), Cold One (#4)

[ ] Ranking at each section and finish  
-:--:-- No data available at this section  
NA No data available

SCN Saddle cloth number  
DNF Did not finish  
DNT Did not track



# Eagle Farm QLD Professional

## Race 4: BRC LIFE MEMBERS BENCHMARK 70 Handicap - 1500m

21 December 2024 - 13:58



BRISBANE  
RACING CLUB

Track Rating: Good 4, Weather: Fine, Rail Position: +4.5m Entire

Section		Overall	1400m	1200m	1000m	800m	600m	400m	Last 600m				
Field Times		1:28.36 (0:08.19)	1:20.17 (0:10.87)	1:09.30 (0:10.64)	0:58.66 (0:11.64)	0:47.02 (0:11.97)	0:35.05 (0:11.56)	0:23.49 (0:11.58)	0:35.05				
Rank	TAB Horse/Jockey	Barrier	Top Speed [km/h]	Fastest Section	Distance Travelled [m]								
11	15 <b>APERITIVO</b> Mark Du Plessis	2	67.1 1200m	0:08.42 Overall	1:29.86 [11] (0:08.42)	1:21.44 [8] (0:10.95)	1:10.49 [5] (0:10.91)	0:59.58 [4] (0:11.60)	0:47.98 [5] (0:11.82)	0:36.16 [5] (0:11.79)	0:24.37 [7] (0:11.64)	0:36.16	-2
12	19 <b>CHAYSE 'N' ADAM</b> Ron Stewart	12	65.3 600m	0:08.62 Overall	1:29.90 [12] (0:08.62)	1:21.28 [11] (0:11.76)	1:09.52 [14] (0:11.19)	0:58.33 [14] (0:11.63)	0:46.70 [14] (0:11.45)	0:35.25 [14] (0:11.28)	0:23.97 [14] (0:11.35)	0:35.25	-1
13	10 <b>ORIGINAL GLAZE</b> Jag Guthmann-Chester	3	69.5 1200m	0:08.32 Overall	1:30.11 [13] (0:08.32)	1:21.79 [6] (0:11.19)	1:10.60 [7] (0:10.96)	0:59.64 [6] (0:11.63)	0:48.01 [8] (0:11.70)	0:36.31 [8] (0:11.73)	0:24.58 [8] (0:11.60)	0:36.31	+2
14	2 <b>STARSONIC</b> Cody Collis	7	68.3 1200m	0:08.19 Overall	1:31.60 [14] (0:08.19)	1:23.41 [2] (0:10.90)	1:12.51 [3] (0:10.81)	1:01.70 [2] (0:11.76)	0:49.94 [2] (0:11.85)	0:38.09 [3] (0:11.93)	0:26.16 [5] (0:12.34)	0:38.09	-7

Scratched: Gracie Blue (#18), Damiani (#22), Aton Of Delight (#3), Bold Hoi Ho (#11), Jovita (#13), Freeland (#21), Texas Fireball (#17), Miss Trustful (#16), Five Rings (#20), Cold One (#4)

[ ] Ranking at each section and finish  
-:--:- No data available at this section  
NA No data available

SCN Saddle cloth number  
DNF Did not finish  
DNT Did not track



# Eagle Farm QLD Professional

## Race 4: BRC LIFE MEMBERS BENCHMARK 70 Handicap - 1500m

21 December 2024 - 13:58



BRISBANE  
RACING CLUB

Track Rating: Good 4, Weather: Fine, Rail Position: +4.5m Entire

Section				200m				Last 600m	
Field Times				0:11.91 (0:11.91)				0:35.05	
Rank	TAB	Horse/Jockey	Barrier	Top Speed [km/h]	Fastest Section	Margin			Distance Travelled [m]
1	5	HARBOURMASTER Bailey Wheeler	13	69.3 1400m	0:08.19 Overall	0:11.91 [1] (0:11.91)	1:28.36		0:34.81
2	9	LARRIKIN ROGUE Robbie Dolan	5	66.7 1200m	0:08.70 Overall	0:11.91 [4] (0:11.91)	2.09L		0:34.72 +0
3	12	EXPECTANT Georgina Cartwright	10	66.8 1200m	0:08.82 Overall	0:11.83 [5] (0:11.83)	2.19L		0:34.64 -7
4	7	RUNWITHTHETIDE Vlad Duric	14	69.7 1200m	0:08.22 Overall	0:12.60 [2] (0:12.60)	4.2L		0:35.76 -1
5	1	MICKEY'S MEDAL Emily Lang	4	67.0 1200m	0:08.29 Overall	0:12.65 [3] (0:12.65)	4.8L		0:35.84 +5
6	23	WHO ORDERED DAFISH Cejay Graham	1	67.4 1200m	0:08.74 Overall	0:12.16 [13] (0:12.16)	6.54L		0:35.47 -10
7	24	TOOLATEMATE Damien Thornton	6	65.3 1200m	0:08.43 Overall	0:12.35 [10] (0:12.35)	6.65L		0:35.14 -1
8	6	PENTITO Michael Rodd	9	67.8 1200m	0:08.41 Overall	0:12.45 [7] (0:12.45)	6.74L		0:35.73 +2
9	8	AMERICAN PHIREBALL Jason Collett	8	66.1 1200m	0:08.46 Overall	0:12.31 [11] (0:12.31)	6.81L		0:35.05 -5
10	14	PRANCING WITH FIRE Taylor Marshall	11	66.9 1200m	0:08.23 Overall	0:12.79 [6] (0:12.79)	8.69L		0:36.10 +0

Scratched: Gracie Blue (#18), Damiani (#22), Aton Of Delight (#3), Bold Hoi Ho (#11), Jovita (#13), Freeland (#21), Texas Fireball (#17), Miss Trustful (#16), Five Rings (#20), Cold One (#4)

Report Created: Sat 21 December 2024 14:18 GMT (Note: Timing is based on position data)

Page 3/18

[ ] Ranking at each section and finish  
 -:-:- No data available at this section  
 NA No data available

SCN Saddle cloth number  
 DNF Did not finish  
 DNT Did not track

data processed by TRIPLES DATA



# Eagle Farm QLD Professional

## Race 4: BRC LIFE MEMBERS BENCHMARK 70 Handicap - 1500m

21 December 2024 - 13:58



BRISBANE  
RACING CLUB

Track Rating: Good 4, Weather: Fine, Rail Position: +4.5m Entire

Section				200m				Last 600m	
Field Times				0:11.91 (0:11.91)				0:35.05	
Rank	TAB	Horse/Jockey	Barrier	Top Speed [km/h]	Fastest Section	Margin			Distance Travelled [m]
11	15	<b>APERITIVO</b> Mark Du Plessis	2	67.1 1200m	0:08.42 Overall (0:12.73)	8.84L		0:36.16	-2
12	19	<b>CHAYSE 'N' ADAM</b> Ron Stewart	12	65.3 600m	0:08.62 Overall (0:12.62)	9.08L		0:35.25	-1
13	10	<b>ORIGINAL GLAZE</b> Jag Guthmann-Chester	3	69.5 1200m	0:08.32 Overall (0:12.98)	10.27L		0:36.31	+2
14	2	<b>STARSONIC</b> Cody Collis	7	68.3 1200m	0:08.19 Overall (0:13.82)	19.09L		0:38.09	-7

Scratched: Gracie Blue (#18), Damiani (#22), Aton Of Delight (#3), Bold Hoi Ho (#11), Jovita (#13), Freeland (#21), Texas Fireball (#17), Miss Trustful (#16), Five Rings (#20), Cold One (#4)

[ ] Ranking at each section and finish  
 -:-:-:- No data available at this section  
 NA No data available

SCN Saddle cloth number  
 DNF Did not finish  
 DNT Did not track



Horse/Jockey Name	Harbourmaster
Final Rank	1
Fastest Section Time (Section)	0:08.19 (Overall)
Top Speed [km/h] (Section)	69.3 (1400m)
Race State	Finished



Eagle Farm QLD Professional  
Race 4: BRC LIFE MEMBERS BENCHMARK 70 Handicap - 1500m

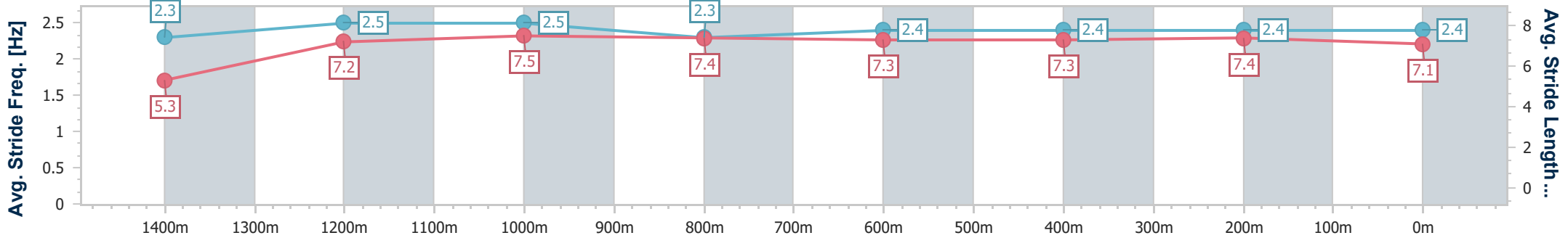
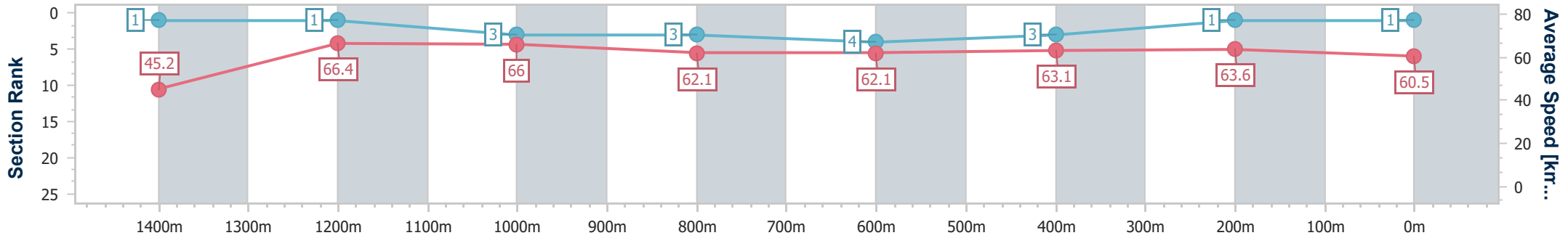
21 December 2024 - 13:58

Track Rating: Good 4, Weather: Fine, Rail Position: +4.5m Entire



BRISBANE RACING CLUB

Section	Overall	1400m	1200m	1000m	800m	600m	400m	200m
Section Times	1:28.36 [1] (0:08.19)	1:20.17 [1] (0:10.87)	1:09.30 [1] (0:10.94)	0:58.36 [3] (0:11.82)	0:46.54 [3] (0:11.73)	0:34.81 [4] (0:11.59)	0:23.22 [3] (0:11.31)	0:11.91 [1] (0:11.91)
Average Speed [km/h]	45.2	66.4	66.0	62.1	62.1	63.1	63.6	60.5
Top Speed [km/h]	62.9	69.3	67.7	63.1	63.0	64.6	64.1	63.7
Avg. Dist. to Rail [m]	19.4	8.2	4.2	3.3	3.3	3.1	8.6	5.3
Avg. Stride Freq. [Hz]	2.3	2.5	2.5	2.3	2.4	2.4	2.4	2.4
Avg. Stride Length [m]	5.3	7.2	7.5	7.4	7.3	7.3	7.4	7.1



- [ ] Ranking at each section and finish
- .-.- No data available at this section
- NA No data available



Horse/Jockey Name	Larrikin Rogue
Final Rank	2
Fastest Section Time (Section)	0:08.70 (Overall)
Top Speed [km/h] (Section)	66.7 (1200m)
Race State	Finished



Eagle Farm QLD Professional  
Race 4: BRC LIFE MEMBERS BENCHMARK 70 Handicap - 1500m

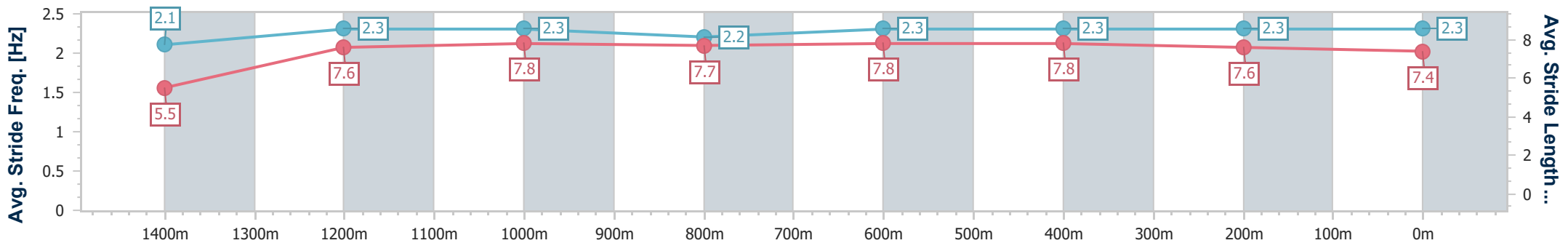
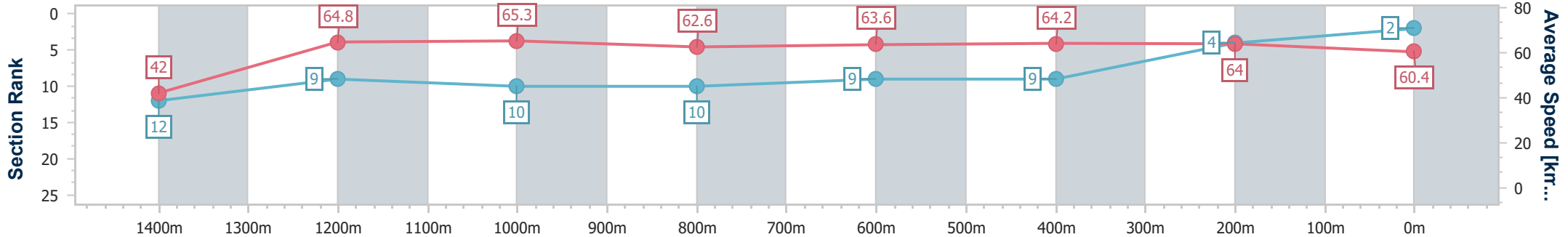
21 December 2024 - 13:58

Track Rating: Good 4, Weather: Fine, Rail Position: +4.5m Entire



BRISBANE RACING CLUB

Section	Overall	1400m	1200m	1000m	800m	600m	400m	200m
Section Times	1:28.72 [2] (0:08.70)	1:20.02 [12] (0:11.12)	1:08.90 [9] (0:11.07)	0:57.83 [10] (0:11.60)	0:46.23 [10] (0:11.51)	0:34.72 [9] (0:11.53)	0:23.19 [9] (0:11.28)	0:11.91 [4] (0:11.91)
Average Speed [km/h]	42.0	64.8	65.3	62.6	63.6	64.2	64.0	60.4
Top Speed [km/h]	62.2	66.5	66.7	64.3	64.9	64.8	64.5	63.3
Avg. Dist. to Rail [m]	12.0	3.6	2.7	2.0	4.0	5.6	8.3	3.9
Avg. Stride Freq. [Hz]	2.1	2.3	2.3	2.2	2.3	2.3	2.3	2.3
Avg. Stride Length [m]	5.5	7.6	7.8	7.7	7.8	7.8	7.6	7.4



- [ ] Ranking at each section and finish
- .-.- No data available at this section
- NA No data available





Horse/Jockey Name	Expectant
Final Rank	3
Fastest Section Time (Section)	0:08.82 (Overall)
Top Speed [km/h] (Section)	66.8 (1200m)
Race State	Finished



Eagle Farm QLD Professional  
Race 4: BRC LIFE MEMBERS BENCHMARK 70 Handicap - 1500m

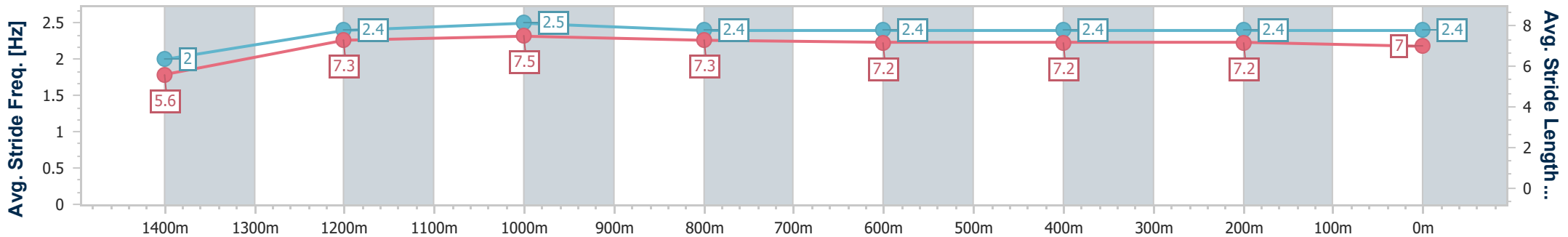
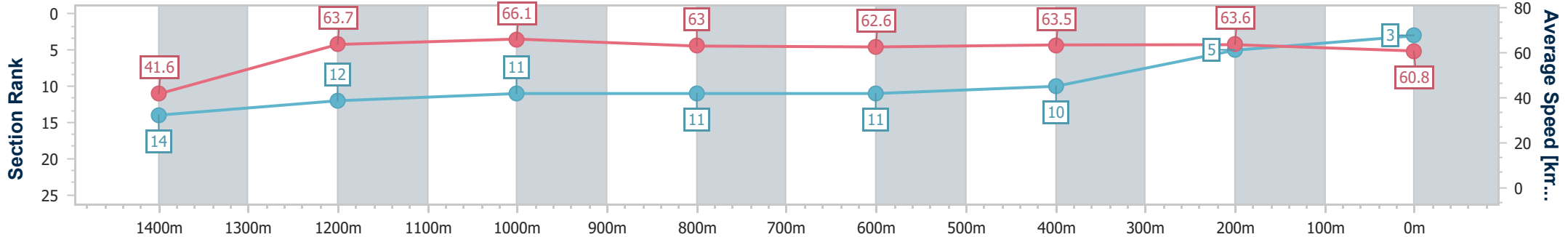
21 December 2024 - 13:58

Track Rating: Good 4, Weather: Fine, Rail Position: +4.5m Entire



BRISBANE RACING CLUB

Section	Overall	1400m	1200m	1000m	800m	600m	400m	200m
Section Times	1:28.73 [3] (0:08.82)	1:19.91 [14] (0:11.31)	1:08.60 [12] (0:10.92)	0:57.68 [11] (0:11.48)	0:46.20 [11] (0:11.56)	0:34.64 [11] (0:11.48)	0:23.16 [10] (0:11.33)	0:11.83 [5] (0:11.83)
Average Speed [km/h]	41.6	63.7	66.1	63.0	62.6	63.5	63.6	60.8
Top Speed [km/h]	60.0	65.2	66.8	64.4	64.5	64.5	64.2	63.0
Avg. Dist. to Rail [m]	15.8	2.8	1.2	0.8	1.5	2.6	6.7	6.4
Avg. Stride Freq. [Hz]	2.0	2.4	2.5	2.4	2.4	2.4	2.4	2.4
Avg. Stride Length [m]	5.6	7.3	7.5	7.3	7.2	7.2	7.2	7.0



- [ ] Ranking at each section and finish
- .-.- No data available at this section
- NA No data available



Horse/Jockey Name	Runwiththetide
Final Rank	4
Fastest Section Time (Section)	0:08.22 (Overall)
Top Speed [km/h] (Section)	69.7 (1200m)
Race State	Finished



Eagle Farm QLD Professional  
Race 4: BRC LIFE MEMBERS BENCHMARK 70 Handicap - 1500m

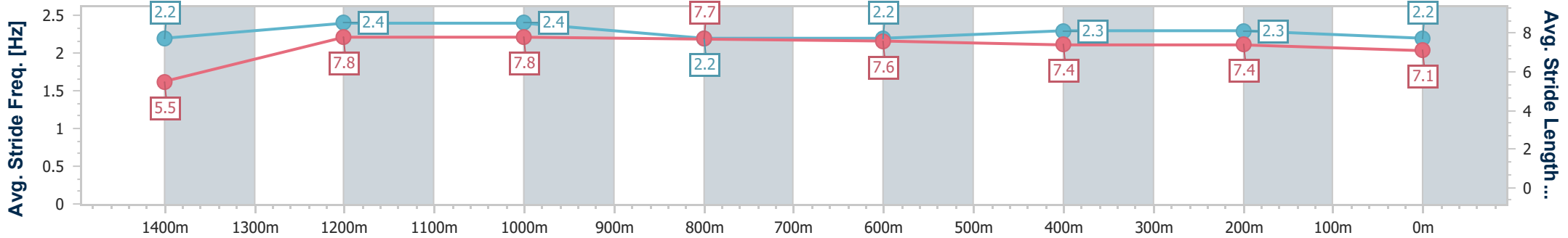
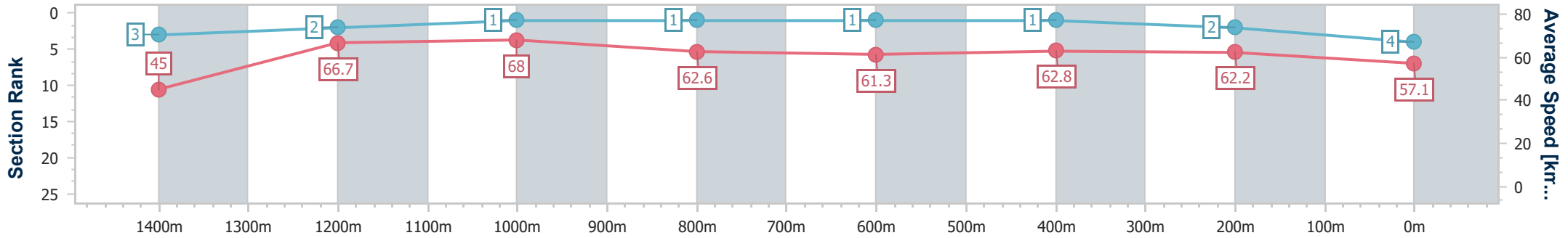


21 December 2024 - 13:58

BRISBANE RACING CLUB

Track Rating: Good 4, Weather: Fine, Rail Position: +4.5m Entire

Section	Overall	1400m	1200m	1000m	800m	600m	400m	200m
Section Times	1:29.07 [4] (0:08.22)	1:20.85 [3] (0:10.87)	1:09.98 [2] (0:10.61)	0:59.37 [1] (0:11.64)	0:47.73 [1] (0:11.97)	0:35.76 [1] (0:11.56)	0:24.20 [1] (0:11.60)	0:12.60 [2] (0:12.60)
Average Speed [km/h]	45.0	66.7	68.0	62.6	61.3	62.8	62.2	57.1
Top Speed [km/h]	62.4	68.6	69.7	65.2	62.6	64.2	64.1	60.1
Avg. Dist. to Rail [m]	21.6	10.3	3.0	2.6	4.1	2.5	2.8	4.0
Avg. Stride Freq. [Hz]	2.2	2.4	2.4	2.2	2.2	2.3	2.3	2.2
Avg. Stride Length [m]	5.5	7.8	7.8	7.7	7.6	7.4	7.4	7.1



- [ ] Ranking at each section and finish
- .-.- No data available at this section
- NA No data available



Horse/Jockey Name	Mickey's Medal
Final Rank	5
Fastest Section Time (Section)	0:08.29 (Overall)
Top Speed [km/h] (Section)	67.0 (1200m)
Race State	Finished



Eagle Farm QLD Professional  
Race 4: BRC LIFE MEMBERS BENCHMARK 70 Handicap - 1500m

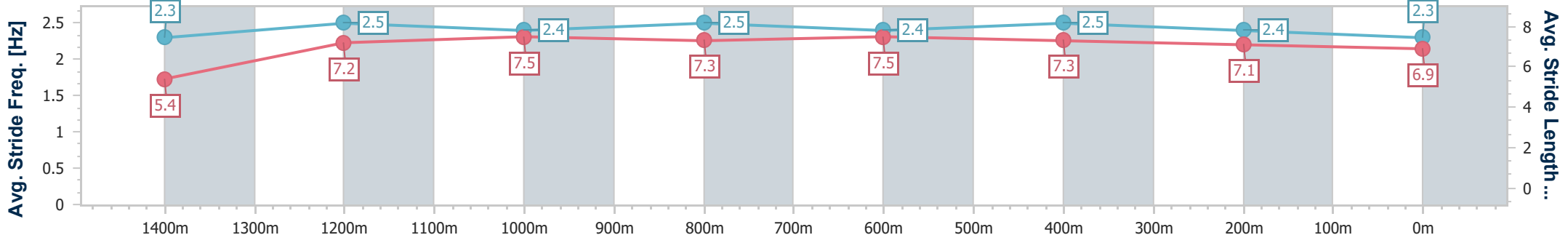
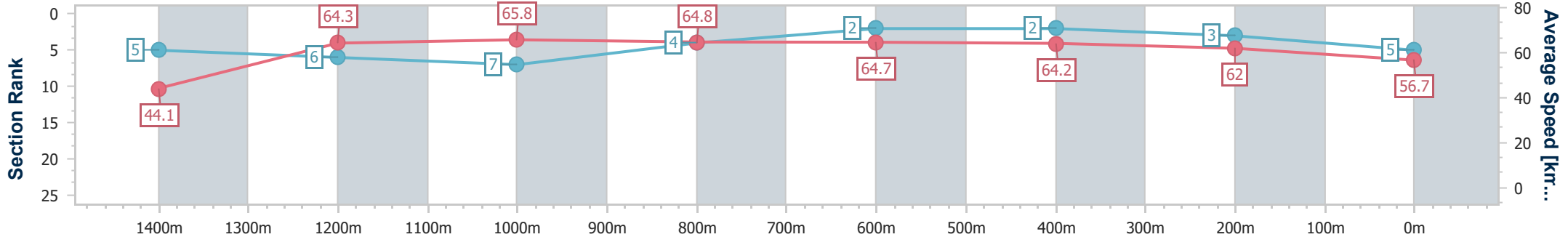
21 December 2024 - 13:58

Track Rating: Good 4, Weather: Fine, Rail Position: +4.5m Entire



BRISBANE RACING CLUB

Section	Overall	1400m	1200m	1000m	800m	600m	400m	200m
Section Times	1:29.17 [5] (0:08.29)	1:20.88 [5] (0:11.22)	1:09.66 [6] (0:10.98)	0:58.68 [7] (0:11.37)	0:47.31 [4] (0:11.47)	0:35.84 [2] (0:11.59)	0:24.25 [2] (0:11.60)	0:12.65 [3] (0:12.65)
Average Speed [km/h]	44.1	64.3	65.8	64.8	64.7	64.2	62.0	56.7
Top Speed [km/h]	62.7	65.2	67.0	65.4	66.1	65.2	63.3	60.5
Avg. Dist. to Rail [m]	11.4	3.9	3.4	5.1	6.2	6.5	9.9	7.3
Avg. Stride Freq. [Hz]	2.3	2.5	2.4	2.5	2.4	2.5	2.4	2.3
Avg. Stride Length [m]	5.4	7.2	7.5	7.3	7.5	7.3	7.1	6.9



- [ ] Ranking at each section and finish
- .-.- No data available at this section
- NA No data available



Horse/Jockey Name	Who Ordered Dafish
Final Rank	6
Fastest Section Time (Section)	0:08.74 (Overall)
Top Speed [km/h] (Section)	67.4 (1200m)
Race State	Finished



Eagle Farm QLD Professional  
Race 4: BRC LIFE MEMBERS BENCHMARK 70 Handicap - 1500m

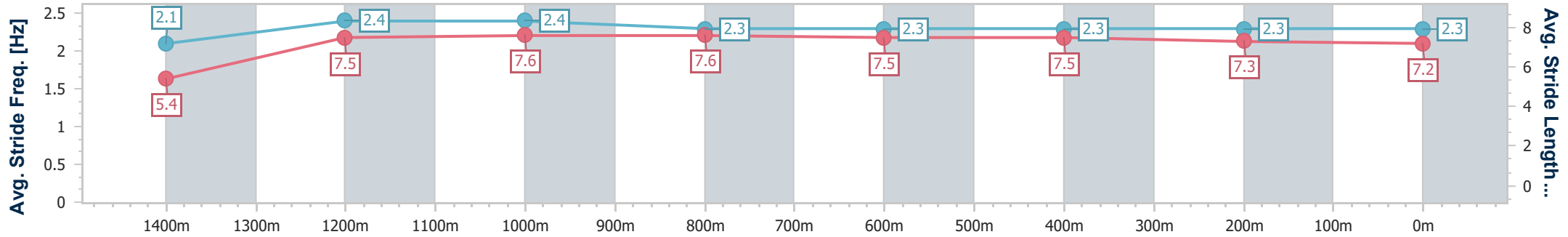
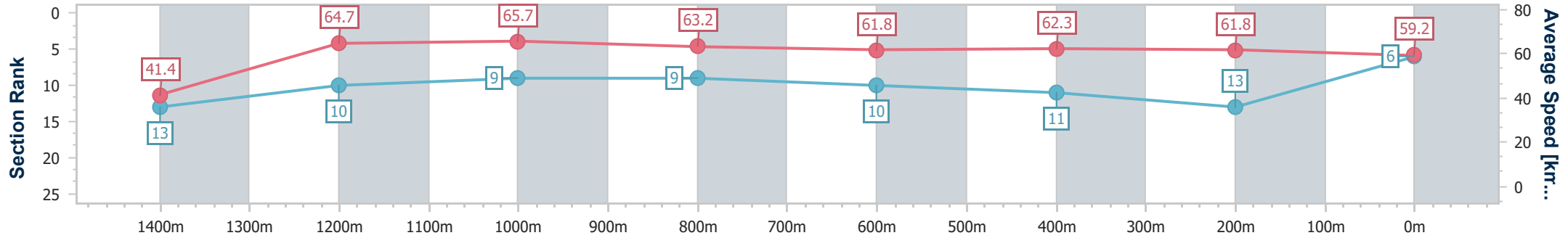
21 December 2024 - 13:58

Track Rating: Good 4, Weather: Fine, Rail Position: +4.5m Entire



BRISBANE RACING CLUB

Section	Overall	1400m	1200m	1000m	800m	600m	400m	200m
Section Times	1:29.47 [6] (0:08.74)	1:20.73 [13] (0:11.12)	1:09.61 [10] (0:10.96)	0:58.65 [9] (0:11.48)	0:47.17 [9] (0:11.70)	0:35.47 [10] (0:11.65)	0:23.82 [11] (0:11.66)	0:12.16 [13] (0:12.16)
Average Speed [km/h]	41.4	64.7	65.7	63.2	61.8	62.3	61.8	59.2
Top Speed [km/h]	61.5	65.5	67.4	63.9	63.1	62.8	62.7	62.0
Avg. Dist. to Rail [m]	8.3	1.9	1.7	1.3	1.1	1.6	3.1	0.8
Avg. Stride Freq. [Hz]	2.1	2.4	2.4	2.3	2.3	2.3	2.3	2.3
Avg. Stride Length [m]	5.4	7.5	7.6	7.6	7.5	7.5	7.3	7.2



- [ ] Ranking at each section and finish
- .-.- No data available at this section
- NA No data available



Horse/Jockey Name	Toolatamate
Final Rank	7
Fastest Section Time (Section)	0:08.43 (Overall)
Top Speed [km/h] (Section)	65.3 (1200m)
Race State	Finished



Eagle Farm QLD Professional  
Race 4: BRC LIFE MEMBERS BENCHMARK 70 Handicap - 1500m

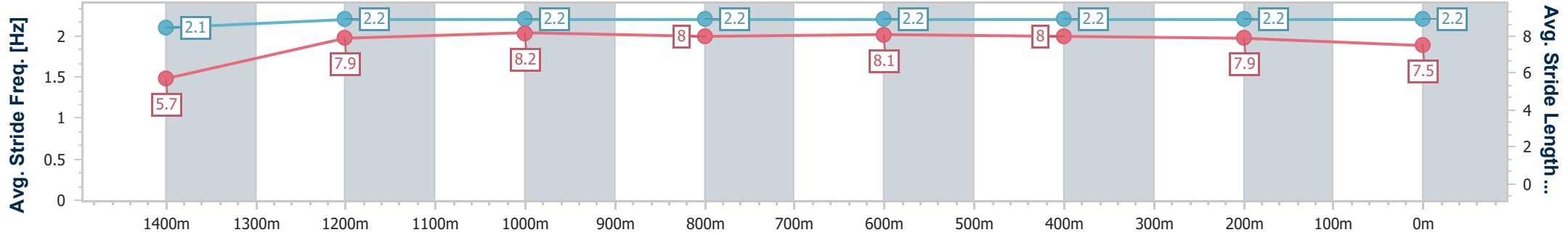
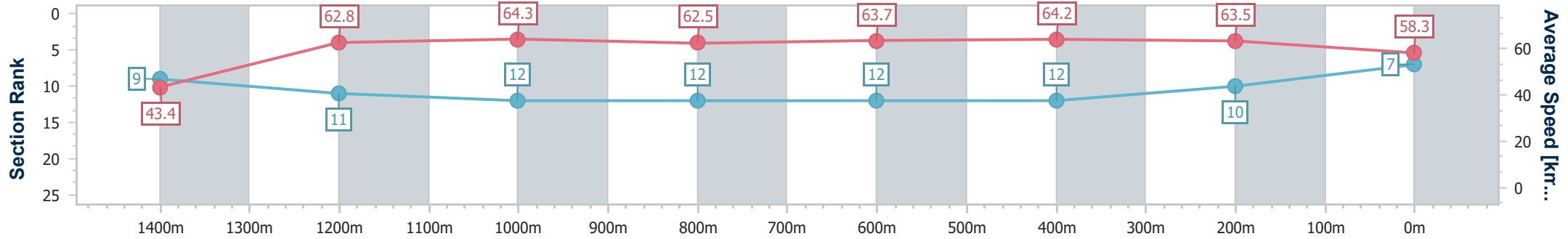
21 December 2024 - 13:58

Track Rating: Good 4, Weather: Fine, Rail Position: +4.5m Entire



BRISBANE RACING CLUB

Section	Overall	1400m	1200m	1000m	800m	600m	400m	200m
Section Times	1:29.49 [7] (0:08.43)	1:21.06 [9] (0:11.50)	1:09.56 [11] (0:11.21)	0:58.35 [12] (0:11.76)	0:46.59 [12] (0:11.45)	0:35.14 [12] (0:11.42)	0:23.72 [12] (0:11.37)	0:12.35 [10] (0:12.35)
Average Speed [km/h]	43.4	62.8	64.3	62.5	63.7	64.2	63.5	58.3
Top Speed [km/h]	60.3	63.7	65.3	64.1	64.5	64.8	64.7	61.4
Avg. Dist. to Rail [m]	12.7	4.6	3.8	3.5	3.0	4.1	10.0	10.6
Avg. Stride Freq. [Hz]	2.1	2.2	2.2	2.2	2.2	2.2	2.2	2.2
Avg. Stride Length [m]	5.7	7.9	8.2	8.0	8.1	8.0	7.9	7.5



- [ ] Ranking at each section and finish
- .-.- No data available at this section
- NA No data available



Horse/Jockey Name	Pentito
Final Rank	8
Fastest Section Time (Section)	0:08.41 (Overall)
Top Speed [km/h] (Section)	67.8 (1200m)
Race State	Finished



Eagle Farm QLD Professional  
Race 4: BRC LIFE MEMBERS BENCHMARK 70 Handicap - 1500m

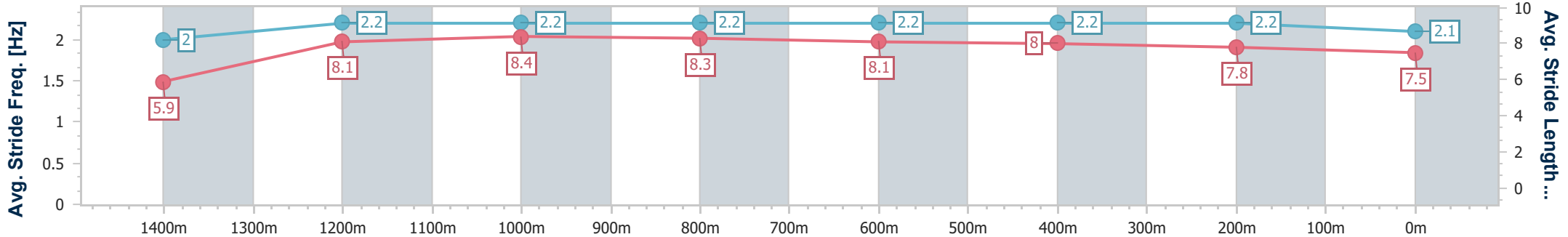
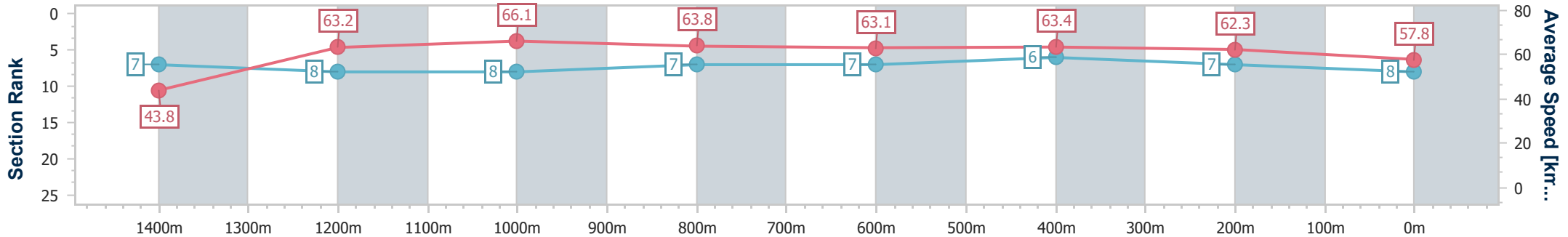
21 December 2024 - 13:58

Track Rating: Good 4, Weather: Fine, Rail Position: +4.5m Entire



BRISBANE RACING CLUB

Section	Overall	1400m	1200m	1000m	800m	600m	400m	200m
Section Times	1:29.51 [8] (0:08.41)	1:21.10 [7] (0:11.39)	1:09.71 [8] (0:10.90)	0:58.81 [8] (0:11.40)	0:47.41 [7] (0:11.68)	0:35.73 [7] (0:11.67)	0:24.06 [6] (0:11.61)	0:12.45 [7] (0:12.45)
Average Speed [km/h]	43.8	63.2	66.1	63.8	63.1	63.4	62.3	57.8
Top Speed [km/h]	62.4	65.1	67.8	64.9	64.9	64.1	63.7	60.4
Avg. Dist. to Rail [m]	15.7	4.5	1.9	2.3	4.9	5.8	11.9	10.1
Avg. Stride Freq. [Hz]	2.0	2.2	2.2	2.2	2.2	2.2	2.2	2.1
Avg. Stride Length [m]	5.9	8.1	8.4	8.3	8.1	8.0	7.8	7.5



- [ ] Ranking at each section and finish
- .-.- No data available at this section
- NA No data available



Horse/Jockey Name	American Phireball
Final Rank	9
Fastest Section Time (Section)	0:08.46 (Overall)
Top Speed [km/h] (Section)	66.1 (1200m)
Race State	Finished



Eagle Farm QLD Professional  
Race 4: BRC LIFE MEMBERS BENCHMARK 70 Handicap - 1500m

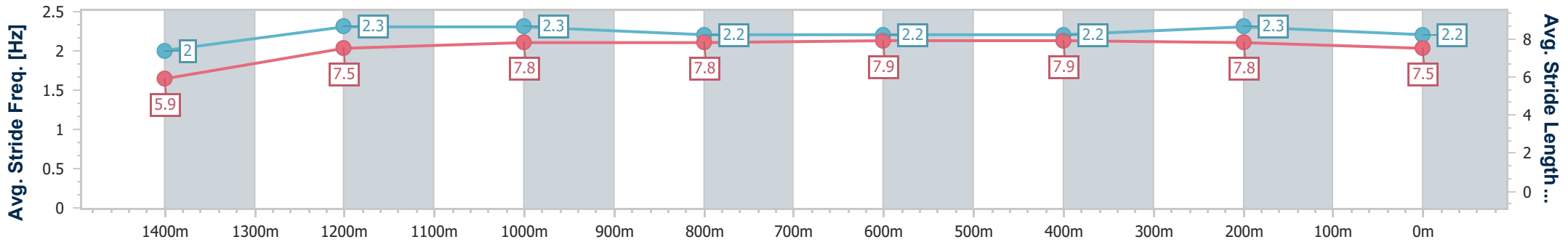
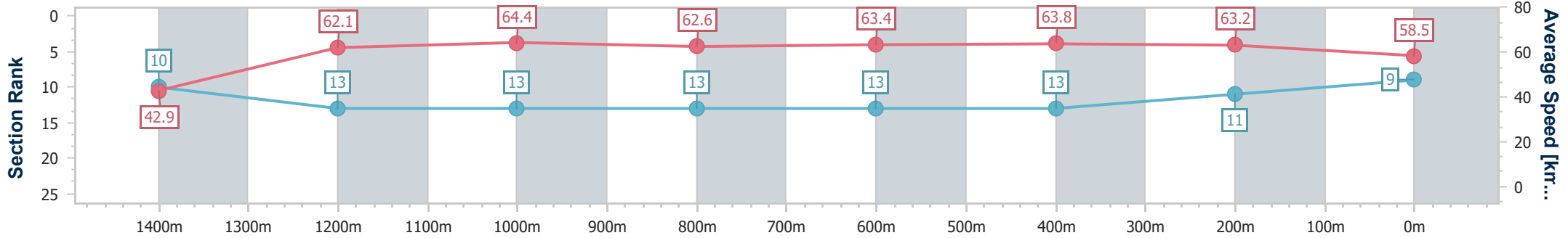
21 December 2024 - 13:58

Track Rating: Good 4, Weather: Fine, Rail Position: +4.5m Entire



BRISBANE RACING CLUB

Section	Overall	1400m	1200m	1000m	800m	600m	400m	200m
Section Times	1:29.52 [9] (0:08.46)	1:21.06 [10] (0:11.68)	1:09.38 [13] (0:11.17)	0:58.21 [13] (0:11.71)	0:46.50 [13] (0:11.45)	0:35.05 [13] (0:11.37)	0:23.68 [13] (0:11.37)	0:12.31 [11] (0:12.31)
Average Speed [km/h]	42.9	62.1	64.4	62.6	63.4	63.8	63.2	58.5
Top Speed [km/h]	58.9	62.9	66.1	63.6	64.7	64.8	64.6	61.9
Avg. Dist. to Rail [m]	14.5	5.5	4.0	2.7	2.1	2.0	5.9	4.7
Avg. Stride Freq. [Hz]	2.0	2.3	2.3	2.2	2.2	2.2	2.3	2.2
Avg. Stride Length [m]	5.9	7.5	7.8	7.8	7.9	7.9	7.8	7.5



- [ ] Ranking at each section and finish
- .-.- No data available at this section
- NA No data available



Horse/Jockey Name	Prancing With Fire
Final Rank	10
Fastest Section Time (Section)	0:08.23 (Overall)
Top Speed [km/h] (Section)	66.9 (1200m)
Race State	Finished



Eagle Farm QLD Professional  
Race 4: BRC LIFE MEMBERS BENCHMARK 70 Handicap - 1500m

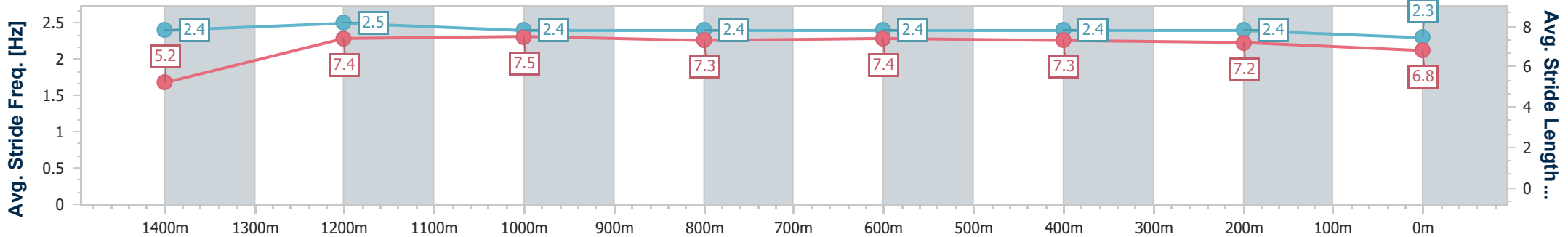
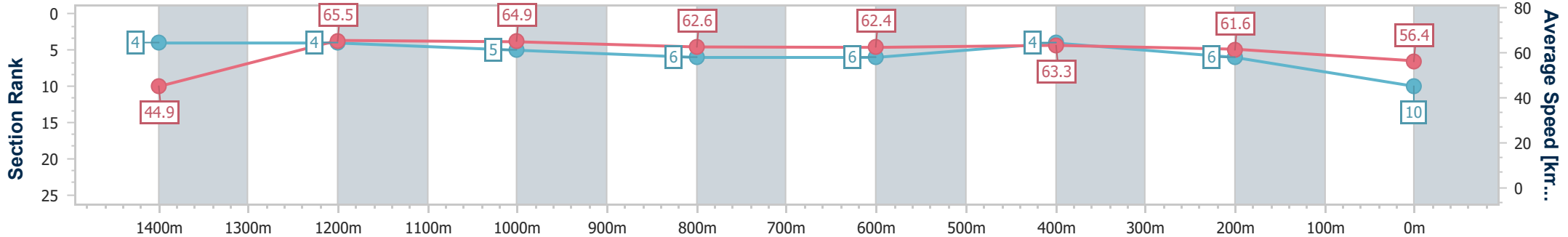


21 December 2024 - 13:58

BRISBANE RACING CLUB

Track Rating: Good 4, Weather: Fine, Rail Position: +4.5m Entire

Section	Overall	1400m	1200m	1000m	800m	600m	400m	200m
Section Times	1:29.84 [10] (0:08.23)	1:21.61 [4] (0:11.01)	1:10.60 [4] (0:11.13)	0:59.47 [5] (0:11.67)	0:47.80 [6] (0:11.70)	0:36.10 [6] (0:11.64)	0:24.46 [4] (0:11.67)	0:12.79 [6] (0:12.79)
Average Speed [km/h]	44.9	65.5	64.9	62.6	62.4	63.3	61.6	56.4
Top Speed [km/h]	63.7	66.9	66.9	63.4	64.1	64.0	62.8	60.2
Avg. Dist. to Rail [m]	16.9	4.6	3.8	3.1	3.2	4.5	9.1	7.3
Avg. Stride Freq. [Hz]	2.4	2.5	2.4	2.4	2.4	2.4	2.4	2.3
Avg. Stride Length [m]	5.2	7.4	7.5	7.3	7.4	7.3	7.2	6.8



- [ ] Ranking at each section and finish
- .-.- No data available at this section
- NA No data available





Horse/Jockey Name	Aperitivo
Final Rank	11
Fastest Section Time (Section)	0:08.42 (Overall)
Top Speed [km/h] (Section)	67.1 (1200m)
Race State	Finished



Eagle Farm QLD Professional  
Race 4: BRC LIFE MEMBERS BENCHMARK 70 Handicap - 1500m

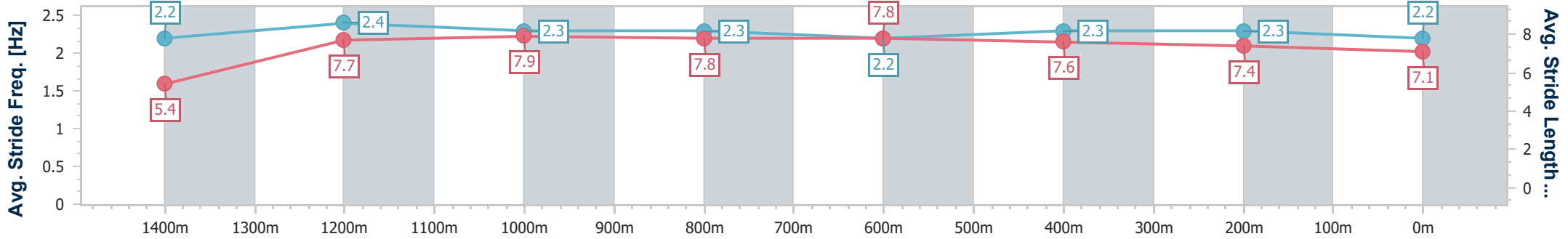
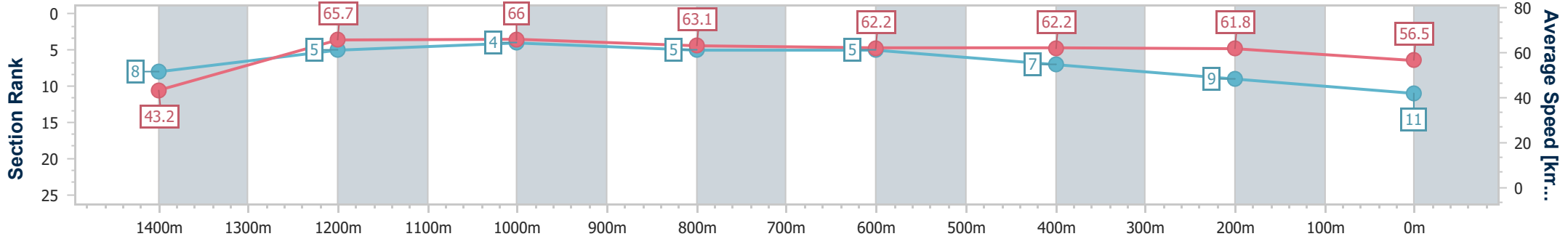
21 December 2024 - 13:58

Track Rating: Good 4, Weather: Fine, Rail Position: +4.5m Entire



BRISBANE RACING CLUB

Section	Overall	1400m	1200m	1000m	800m	600m	400m	200m
Section Times	1:29.86 [11] (0:08.42)	1:21.44 [8] (0:10.95)	1:10.49 [5] (0:10.91)	0:59.58 [4] (0:11.60)	0:47.98 [5] (0:11.82)	0:36.16 [5] (0:11.79)	0:24.37 [7] (0:11.64)	0:12.73 [9] (0:12.73)
Average Speed [km/h]	43.2	65.7	66.0	63.1	62.2	62.2	61.8	56.5
Top Speed [km/h]	63.5	66.4	67.1	63.4	62.7	62.6	63.2	59.9
Avg. Dist. to Rail [m]	9.3	1.0	1.4	2.7	4.5	3.8	4.0	2.5
Avg. Stride Freq. [Hz]	2.2	2.4	2.3	2.3	2.2	2.3	2.3	2.2
Avg. Stride Length [m]	5.4	7.7	7.9	7.8	7.8	7.6	7.4	7.1



- [ ] Ranking at each section and finish
- .-.- No data available at this section
- NA No data available



Horse/Jockey Name	Chayse 'N' Adam
Final Rank	12
Fastest Section Time (Section)	0:08.62 (Overall)
Top Speed [km/h] (Section)	65.3 (600m)
Race State	Finished



Eagle Farm QLD Professional  
Race 4: BRC LIFE MEMBERS BENCHMARK 70 Handicap - 1500m

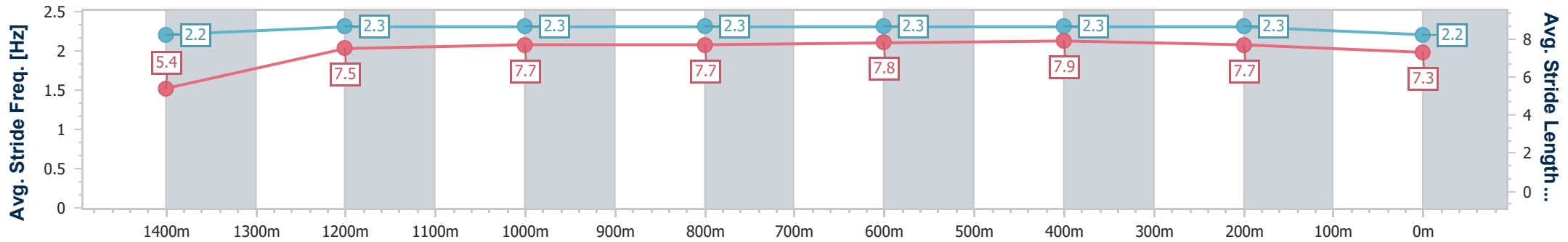
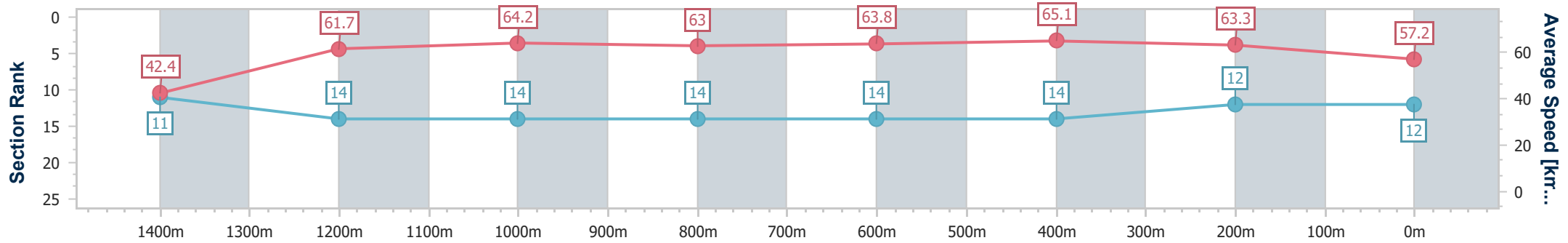
21 December 2024 - 13:58

Track Rating: Good 4, Weather: Fine, Rail Position: +4.5m Entire



BRISBANE RACING CLUB

Section	Overall	1400m	1200m	1000m	800m	600m	400m	200m
Section Times	1:29.90 [12] (0:08.62)	1:21.28 [11] (0:11.76)	1:09.52 [14] (0:11.19)	0:58.33 [14] (0:11.63)	0:46.70 [14] (0:11.45)	0:35.25 [14] (0:11.28)	0:23.97 [14] (0:11.35)	0:12.62 [12] (0:12.62)
Average Speed [km/h]	42.4	61.7	64.2	63.0	63.8	65.1	63.3	57.2
Top Speed [km/h]	58.8	63.2	65.3	64.3	64.6	65.3	64.6	62.5
Avg. Dist. to Rail [m]	18.5	5.1	2.8	3.0	3.0	3.9	8.0	7.9
Avg. Stride Freq. [Hz]	2.2	2.3	2.3	2.3	2.3	2.3	2.3	2.2
Avg. Stride Length [m]	5.4	7.5	7.7	7.7	7.8	7.9	7.7	7.3



- [ ] Ranking at each section and finish
- .-.- No data available at this section
- NA No data available



Horse/Jockey Name	Original Glaze
Final Rank	13
Fastest Section Time (Section)	0:08.32 (Overall)
Top Speed [km/h] (Section)	69.5 (1200m)
Race State	Finished



Eagle Farm QLD Professional  
Race 4: BRC LIFE MEMBERS BENCHMARK 70 Handicap - 1500m

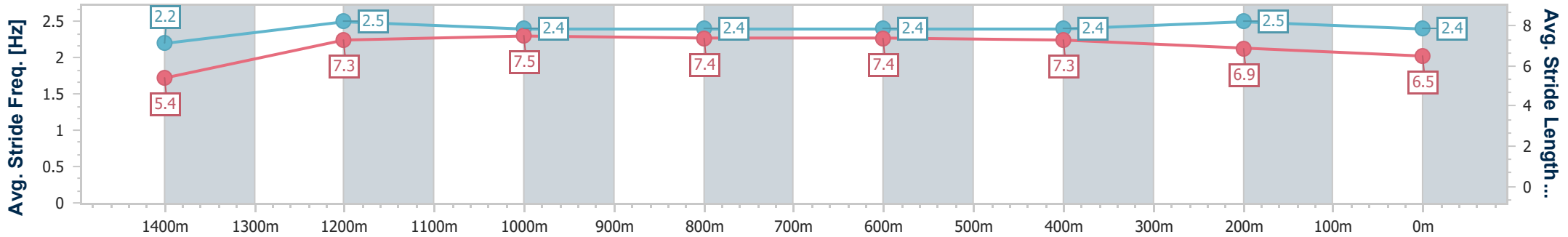
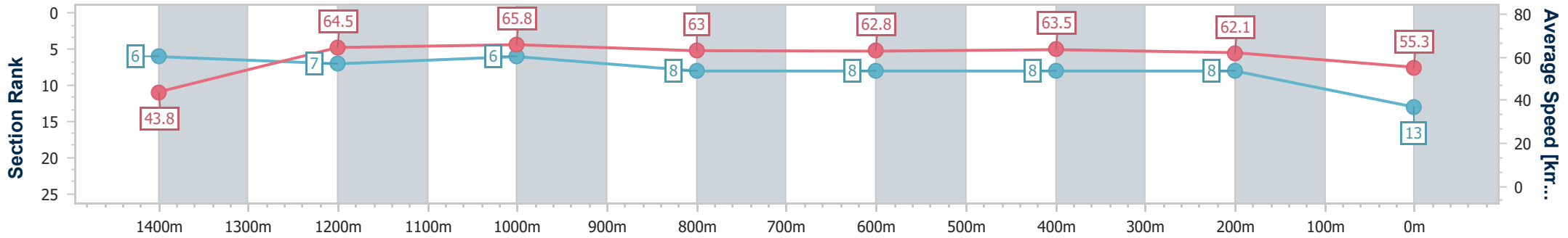
21 December 2024 - 13:58

Track Rating: Good 4, Weather: Fine, Rail Position: +4.5m Entire



BRISBANE RACING CLUB

Section	Overall	1400m	1200m	1000m	800m	600m	400m	200m
Section Times	1:30.11 [13] (0:08.32)	1:21.79 [6] (0:11.19)	1:10.60 [7] (0:10.96)	0:59.64 [6] (0:11.63)	0:48.01 [8] (0:11.70)	0:36.31 [8] (0:11.73)	0:24.58 [8] (0:11.60)	0:12.98 [8] (0:12.98)
Average Speed [km/h]	43.8	64.5	65.8	63.0	62.8	63.5	62.1	55.3
Top Speed [km/h]	63.7	65.7	69.5	63.5	64.4	65.4	64.6	59.6
Avg. Dist. to Rail [m]	10.7	3.1	3.1	3.4	4.8	6.5	8.5	6.3
Avg. Stride Freq. [Hz]	2.2	2.5	2.4	2.4	2.4	2.4	2.5	2.4
Avg. Stride Length [m]	5.4	7.3	7.5	7.4	7.4	7.3	6.9	6.5



- [ ] Ranking at each section and finish
- .-.- No data available at this section
- NA No data available



Horse/Jockey Name	Starsonic
Final Rank	14
Fastest Section Time (Section)	0:08.19 (Overall)
Top Speed [km/h] (Section)	68.3 (1200m)
Race State	Finished



Eagle Farm QLD Professional  
Race 4: BRC LIFE MEMBERS BENCHMARK 70 Handicap - 1500m

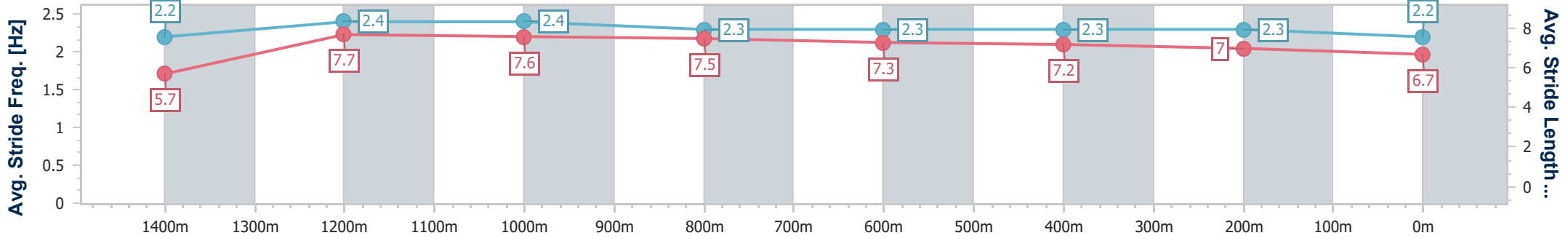
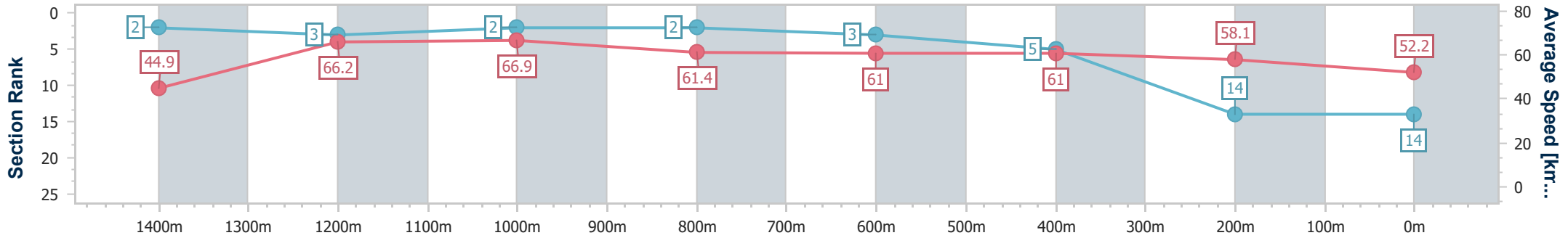


21 December 2024 - 13:58

BRISBANE RACING CLUB

Track Rating: Good 4, Weather: Fine, Rail Position: +4.5m Entire

Section	Overall	1400m	1200m	1000m	800m	600m	400m	200m
Section Times	1:31.60 [14] (0:08.19)	1:23.41 [2] (0:10.90)	1:12.51 [3] (0:10.81)	1:01.70 [2] (0:11.76)	0:49.94 [2] (0:11.85)	0:38.09 [3] (0:11.93)	0:26.16 [5] (0:12.34)	0:13.82 [14] (0:13.82)
Average Speed [km/h]	44.9	66.2	66.9	61.4	61.0	61.0	58.1	52.2
Top Speed [km/h]	64.3	68.0	68.3	63.7	62.1	62.2	60.2	56.4
Avg. Dist. to Rail [m]	13.9	3.3	1.7	0.8	1.5	1.6	2.1	1.9
Avg. Stride Freq. [Hz]	2.2	2.4	2.4	2.3	2.3	2.3	2.3	2.2
Avg. Stride Length [m]	5.7	7.7	7.6	7.5	7.3	7.2	7.0	6.7



- [ ] Ranking at each section and finish
- .-.- No data available at this section
- NA No data available



# Eagle Farm QLD Professional

## Race 5: SKY RACING QTIS Three-Year-Old Quality Handicap - 1600m

21 December 2024 - 14:37



BRISBANE  
RACING CLUB

Track Rating: Good 4, Weather: Fine, Rail Position: +4.5m Entire

Section														
Field Times														
	Overall	1400m	1200m	1000m	800m	600m	400m	Last 600m						
	1:36.16 (0:13.60)	1:22.56 (0:11.00)	1:11.56 (0:11.69)	0:59.87 (0:12.57)	0:47.30 (0:12.49)	0:34.81 (0:11.88)	0:22.93 (0:11.19)	0:34.81						
Rank	TAB	Horse/Jockey	Barrier	Top Speed [km/h]	Fastest Section								Distance Travelled [m]	
1	1	SAVOUR THE DREAM Martin Harley	5	67.4 400m	0:10.85 400m	1:36.16 [1] (0:14.02)	1:22.14 [10] (0:11.25)	1:10.89 [9] (0:12.14)	0:58.75 [9] (0:12.53)	0:46.22 [10] (0:12.16)	0:34.06 [12] (0:11.77)	0:22.29 [12] (0:10.85)	0:34.06	
2	2	RUN LUCY RUN Damien Thornton	11	67.6 1400m	0:11.01 1400m	1:36.45 [2] (0:13.67)	1:22.78 [3] (0:11.01)	1:11.77 [3] (0:11.70)	1:00.07 [2] (0:12.59)	0:47.48 [3] (0:12.38)	0:35.10 [1] (0:11.88)	0:23.22 [1] (0:11.19)	0:35.10	+0
3	5	SIMPLY FUN Georgina Cartwright	6	67.1 1400m	0:11.03 1400m	1:36.57 [3] (0:13.61)	1:22.96 [2] (0:11.03)	1:11.93 [2] (0:11.80)	1:00.13 [3] (0:12.47)	0:47.66 [2] (0:12.54)	0:35.12 [3] (0:12.06)	0:23.06 [5] (0:11.18)	0:35.12	+2
4	6	I'M HEROIC Angela Jones	8	66.3 Overall	0:11.13 400m	1:36.68 [4] (0:14.60)	1:22.08 [13] (0:11.34)	1:10.74 [13] (0:11.98)	0:58.76 [13] (0:12.52)	0:46.24 [13] (0:11.48)	0:34.76 [9] (0:11.71)	0:23.05 [8] (0:11.13)	0:34.76	+0
5	9	MAZIS Ron Stewart	1	65.6 400m	0:11.23 400m	1:36.85 [5] (0:13.79)	1:23.06 [5] (0:11.24)	1:11.82 [8] (0:12.12)	0:59.70 [8] (0:12.57)	0:47.13 [8] (0:12.29)	0:34.84 [10] (0:11.91)	0:22.93 [13] (0:11.23)	0:34.84	-1
6	13	SHERAQUAY Cejay Graham	13	65.3 400m	0:11.27 400m	1:36.89 [6] (0:14.15)	1:22.74 [11] (0:11.40)	1:11.34 [11] (0:12.02)	0:59.32 [11] (0:12.42)	0:46.90 [11] (0:11.77)	0:35.13 [8] (0:11.83)	0:23.30 [6] (0:11.27)	0:35.13	+4
7	10	SANCTUARY STORM Jason Collett	12	66.2 1400m	0:11.09 1400m	1:36.92 [7] (0:13.91)	1:23.01 [8] (0:11.09)	1:11.92 [6] (0:11.84)	1:00.08 [5] (0:12.42)	0:47.66 [5] (0:12.32)	0:35.34 [5] (0:11.88)	0:23.46 [4] (0:11.42)	0:35.34	+1
8	8	LARIDAE Emily Lang	4	67.3 1400m	0:11.14 1400m	1:37.04 [8] (0:13.72)	1:23.32 [4] (0:11.14)	1:12.18 [5] (0:11.98)	1:00.20 [6] (0:12.56)	0:47.64 [6] (0:12.30)	0:35.34 [6] (0:12.04)	0:23.30 [9] (0:11.31)	0:35.34	-1
9	12	JULIETA Taylor Marshall	7	67.2 1400m	0:11.04 1400m	1:37.08 [9] (0:13.82)	1:23.26 [7] (0:11.04)	1:12.22 [4] (0:11.81)	1:00.41 [4] (0:12.51)	0:47.90 [4] (0:12.34)	0:35.56 [4] (0:11.82)	0:23.74 [3] (0:11.34)	0:35.56	+1
10	3	CELESTIAL BLAZE Bailey Wheeler	10	66.5 1400m	0:11.00 1400m	1:37.08 [10] (0:13.60)	1:23.48 [1] (0:11.00)	1:12.48 [1] (0:11.69)	1:00.79 [1] (0:12.57)	0:48.22 [1] (0:12.57)	0:35.65 [2] (0:11.89)	0:23.76 [2] (0:11.43)	0:35.65	+0

[ ] Ranking at each section and finish  
 -:-:- No data available at this section  
 NA No data available

SCN Saddle cloth number  
 DNF Did not finish  
 DNT Did not track



# Eagle Farm QLD Professional

## Race 5: SKY RACING QTIS Three-Year-Old Quality Handicap - 1600m

21 December 2024 - 14:37



BRISBANE  
RACING CLUB

Track Rating: Good 4, Weather: Fine, Rail Position: +4.5m Entire

Section		Overall	1400m	1200m	1000m	800m	600m	400m	Last 600m				
Field Times		1:36.16 (0:13.60)	1:22.56 (0:11.00)	1:11.56 (0:11.69)	0:59.87 (0:12.57)	0:47.30 (0:12.49)	0:34.81 (0:11.88)	0:22.93 (0:11.19)	0:34.81				
Rank	TAB Horse/Jockey	Barrier	Top Speed [km/h]	Fastest Section					Distance Travelled [m]				
11	11 HANG OUT Jag Guthmann-Chester	9	65.4 Overall	0:11.33 1400m	1:37.60 [11] (0:14.01)	1:23.59 [9] (0:11.33)	1:12.26 [10] (0:12.11)	1:00.15 [10] (0:12.44)	0:47.71 [9] (0:12.16)	0:35.55 [11] (0:11.74)	0:23.81 [10] (0:11.39)	0:35.55	+0
12	4 SAXINOUE Andrew Mallyon	2	66.0 1400m	0:11.23 1400m	1:38.37 [12] (0:13.79)	1:24.58 [6] (0:11.23)	1:13.35 [7] (0:11.96)	1:01.39 [7] (0:12.49)	0:48.90 [7] (0:12.29)	0:36.61 [7] (0:11.87)	0:24.74 [7] (0:11.66)	0:36.61	+2
13	7 WALSH BAY Kyle Wilson-Taylor	3	65.8 1400m	0:11.47 400m	1:39.27 [13] (0:14.17)	1:25.10 [12] (0:11.48)	1:13.62 [12] (0:12.05)	1:01.57 [12] (0:12.51)	0:49.06 [12] (0:11.95)	0:37.11 [13] (0:11.69)	0:25.42 [11] (0:11.47)	0:37.11	+2

[ ] Ranking at each section and finish  
 -:-:-:- No data available at this section  
 NA No data available

SCN Saddle cloth number  
 DNF Did not finish  
 DNT Did not track



# Eagle Farm QLD Professional

## Race 5: SKY RACING QTIS Three-Year-Old Quality Handicap - 1600m

21 December 2024 - 14:37



BRISBANE  
RACING CLUB

Track Rating: Good 4, Weather: Fine, Rail Position: +4.5m Entire

Section							200m			Last 600m
Field Times							0:11.74 (0:11.74)			0:34.81
Rank	TAB	Horse/Jockey	Barrier	Top Speed [km/h]	Fastest Section	Margin			Distance Travelled [m]	
1	1	<b>SAVOUR THE DREAM</b> Martin Harley	5	67.4 400m	0:10.85 400m	0:11.44 [4] (0:11.44)	1:36.16		0:34.06	
2	2	<b>RUN LUCY RUN</b> Damien Thornton	11	67.6 1400m	0:11.01 1400m	0:12.03 [1] (0:12.03)	1.71L		0:35.10 +0	
3	5	<b>SIMPLY FUN</b> Georgina Cartwright	6	67.1 1400m	0:11.03 1400m	0:11.88 [3] (0:11.88)	2.44L		0:35.12 +2	
4	6	<b>I'M HEROIC</b> Angela Jones	8	66.3 Overall	0:11.13 400m	0:11.92 [6] (0:11.92)	3.06L		0:34.76 +0	
5	9	<b>MAZIS</b> Ron Stewart	1	65.6 400m	0:11.23 400m	0:11.70 [10] (0:11.70)	4.09L		0:34.84 -1	
6	13	<b>SHERAQUAY</b> Cejay Graham	13	65.3 400m	0:11.27 400m	0:12.03 [7] (0:12.03)	4.3L		0:35.13 +4	
7	10	<b>SANCTUARY STORM</b> Jason Collett	12	66.2 1400m	0:11.09 1400m	0:12.04 [8] (0:12.04)	4.49L		0:35.34 +1	
8	8	<b>LARIDAE</b> Emily Lang	4	67.3 1400m	0:11.14 1400m	0:11.99 [9] (0:11.99)	5.22L		0:35.34 -1	
9	12	<b>JULIETA</b> Taylor Marshall	7	67.2 1400m	0:11.04 1400m	0:12.40 [2] (0:12.40)	5.45L		0:35.56 +1	
10	3	<b>CELESTIAL BLAZE</b> Bailey Wheeler	10	66.5 1400m	0:11.00 1400m	0:12.33 [5] (0:12.33)	5.46L		0:35.65 +0	

[ ] Ranking at each section and finish  
 -:-:- No data available at this section  
 NA No data available

SCN Saddle cloth number  
 DNF Did not finish  
 DNT Did not track



# Eagle Farm QLD Professional

## Race 5: SKY RACING QTIS Three-Year-Old Quality Handicap - 1600m

21 December 2024 - 14:37



BRISBANE  
RACING CLUB

Track Rating: Good 4, Weather: Fine, Rail Position: +4.5m Entire

Section				200m				Last 600m		
Field Times				0:11.74 (0:11.74)				0:34.81		
Rank	TAB	Horse/Jockey	Barrier	Top Speed [km/h]	Fastest Section	Margin			Distance Travelled [m]	
11	11	<b>HANG OUT</b>	9	65.4	0:11.33	0:12.42 [11]	8.5L		0:35.55	+0
		Jag Guthmann-Chester		Overall	1400m	(0:12.42)				
12	4	<b>SAXINOUE</b>	2	66.0	0:11.23	0:13.08 [12]	13.01L		0:36.61	+2
		Andrew Mallyon		1400m	1400m	(0:13.08)				
13	7	<b>WALSH BAY</b>	3	65.8	0:11.47	0:13.95 [13]	18.34L		0:37.11	+2
		Kyle Wilson-Taylor		1400m	400m	(0:13.95)				





Horse/Jockey Name	Savour The Dream
Final Rank	1
Fastest Section Time (Section)	0:10.85 (400m)
Top Speed [km/h] (Section)	67.4 (400m)
Race State	Finished



Eagle Farm QLD Professional  
Race 5: SKY RACING QTIS Three-Year-Old Quality Handicap - 1600m

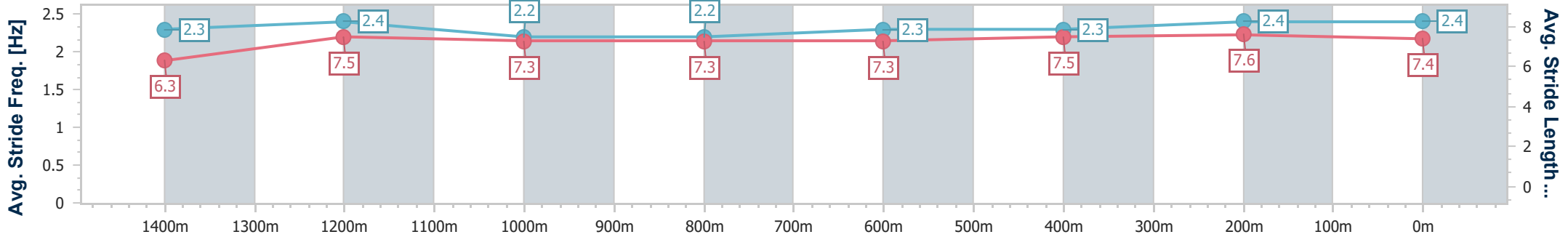
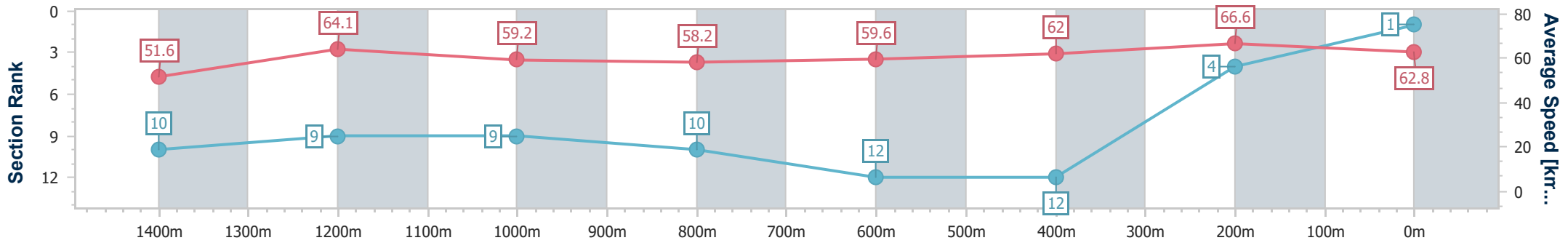


21 December 2024 - 14:37

BRISBANE RACING CLUB

Track Rating: Good 4, Weather: Fine, Rail Position: +4.5m Entire

Section	Overall	1400m	1200m	1000m	800m	600m	400m	200m
Section Times	1:36.16 [1] (0:14.02)	1:22.14 [10] (0:11.25)	1:10.89 [9] (0:12.14)	0:58.75 [9] (0:12.53)	0:46.22 [10] (0:12.16)	0:34.06 [12] (0:11.77)	0:22.29 [12] (0:10.85)	0:11.44 [4] (0:11.44)
Average Speed [km/h]	51.6	64.1	59.2	58.2	59.6	62.0	66.6	62.8
Top Speed [km/h]	65.4	65.8	61.6	59.4	61.4	64.0	67.4	65.9
Avg. Dist. to Rail [m]	7.8	1.9	1.7	2.1	2.0	2.7	5.5	5.8
Avg. Stride Freq. [Hz]	2.3	2.4	2.2	2.2	2.3	2.3	2.4	2.4
Avg. Stride Length [m]	6.3	7.5	7.3	7.3	7.3	7.5	7.6	7.4



- [ ] Ranking at each section and finish
- .-.- No data available at this section
- NA No data available



Horse/Jockey Name	Run Lucy Run
Final Rank	2
Fastest Section Time (Section)	0:11.01 (1400m)
Top Speed [km/h] (Section)	67.6 (1400m)
Race State	Finished



Eagle Farm QLD Professional  
Race 5: SKY RACING QTIS Three-Year-Old Quality Handicap - 1600m

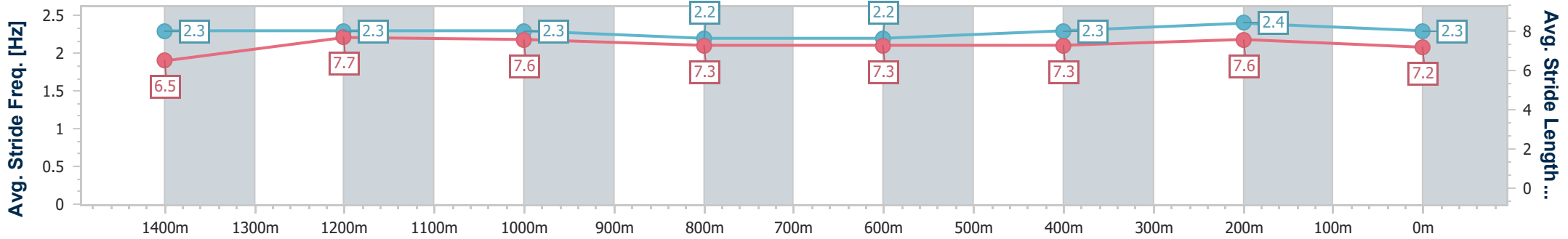
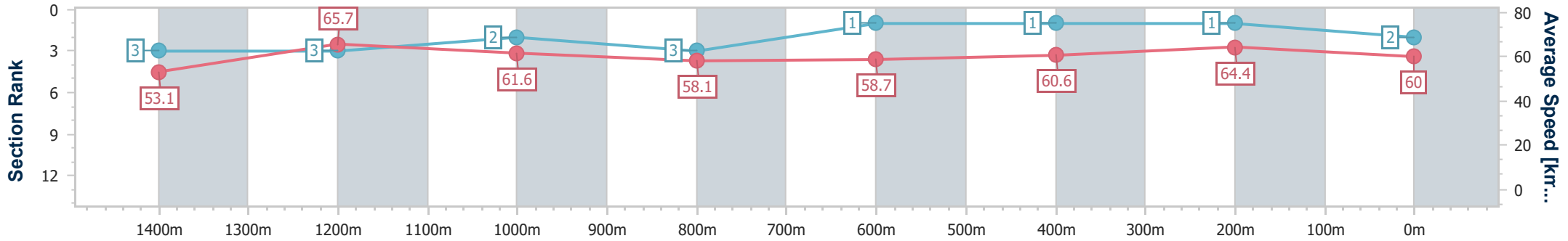


21 December 2024 - 14:37

BRISBANE RACING CLUB

Track Rating: Good 4, Weather: Fine, Rail Position: +4.5m Entire

Section	Overall	1400m	1200m	1000m	800m	600m	400m	200m
Section Times	1:36.45 [2] (0:13.67)	1:22.78 [3] (0:11.01)	1:11.77 [3] (0:11.70)	1:00.07 [2] (0:12.59)	0:47.48 [3] (0:12.38)	0:35.10 [1] (0:11.88)	0:23.22 [1] (0:11.19)	0:12.03 [1] (0:12.03)
Average Speed [km/h]	53.1	65.7	61.6	58.1	58.7	60.6	64.4	60.0
Top Speed [km/h]	66.6	67.6	63.8	58.7	59.1	64.4	65.8	62.8
Avg. Dist. to Rail [m]	13.3	6.4	4.0	2.9	1.6	0.9	5.0	5.8
Avg. Stride Freq. [Hz]	2.3	2.3	2.3	2.2	2.2	2.3	2.4	2.3
Avg. Stride Length [m]	6.5	7.7	7.6	7.3	7.3	7.3	7.6	7.2



- [ ] Ranking at each section and finish
- .-.- No data available at this section
- NA No data available



Horse/Jockey Name	Simply Fun
Final Rank	3
Fastest Section Time (Section)	0:11.03 (1400m)
Top Speed [km/h] (Section)	67.1 (1400m)
Race State	Finished



Eagle Farm QLD Professional  
Race 5: SKY RACING QTIS Three-Year-Old Quality Handicap - 1600m

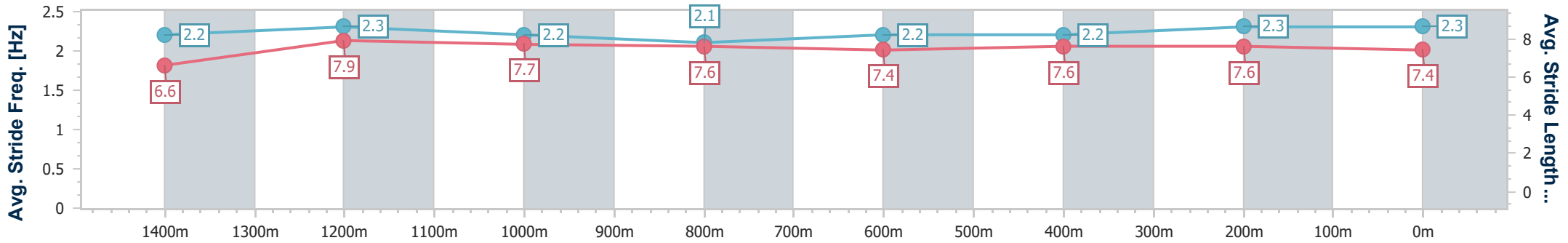
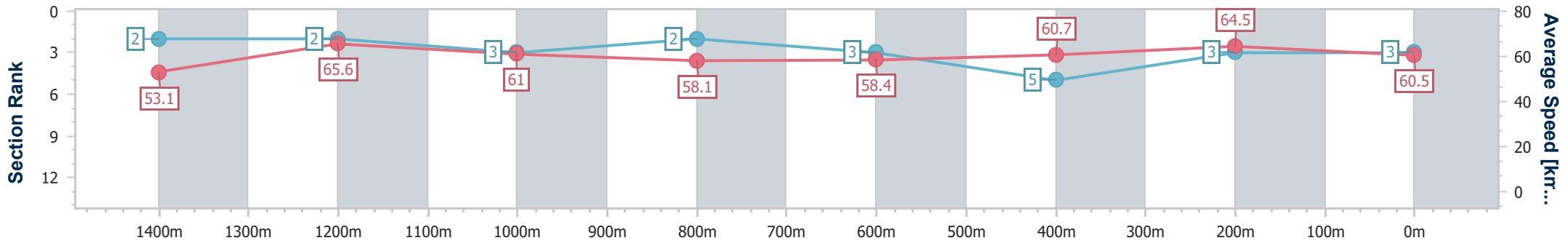


21 December 2024 - 14:37

BRISBANE RACING CLUB

Track Rating: Good 4, Weather: Fine, Rail Position: +4.5m Entire

Section	Overall	1400m	1200m	1000m	800m	600m	400m	200m
Section Times	1:36.57 [3] (0:13.61)	1:22.96 [2] (0:11.03)	1:11.93 [2] (0:11.80)	1:00.13 [3] (0:12.47)	0:47.66 [2] (0:12.54)	0:35.12 [3] (0:12.06)	0:23.06 [5] (0:11.18)	0:11.88 [3] (0:11.88)
Average Speed [km/h]	53.1	65.6	61.0	58.1	58.4	60.7	64.5	60.5
Top Speed [km/h]	66.9	67.1	63.5	59.3	59.1	63.1	65.7	63.3
Avg. Dist. to Rail [m]	9.5	3.6	0.7	1.9	3.6	3.2	7.5	7.5
Avg. Stride Freq. [Hz]	2.2	2.3	2.2	2.1	2.2	2.2	2.3	2.3
Avg. Stride Length [m]	6.6	7.9	7.7	7.6	7.4	7.6	7.6	7.4



- [ ] Ranking at each section and finish
- .-.- No data available at this section
- NA No data available



Horse/Jockey Name	I'm Heroic
Final Rank	4
Fastest Section Time (Section)	0:11.13 (400m)
Top Speed [km/h] (Section)	66.3 (Overall)
Race State	Finished



Eagle Farm QLD Professional  
Race 5: SKY RACING QTIS Three-Year-Old Quality Handicap - 1600m

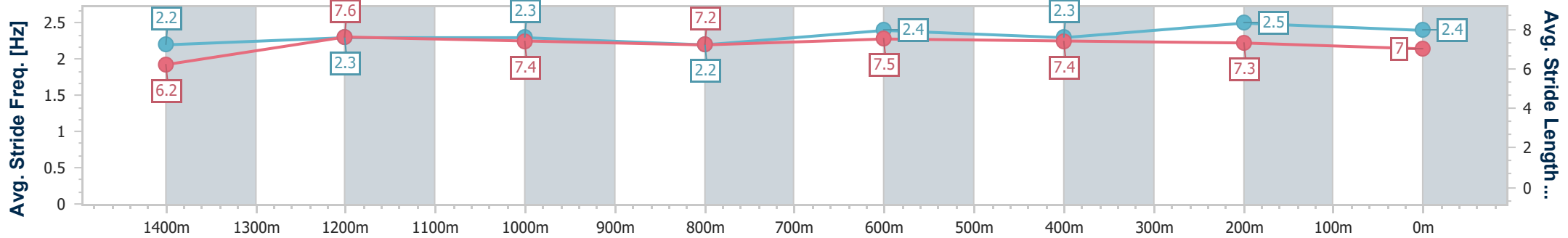
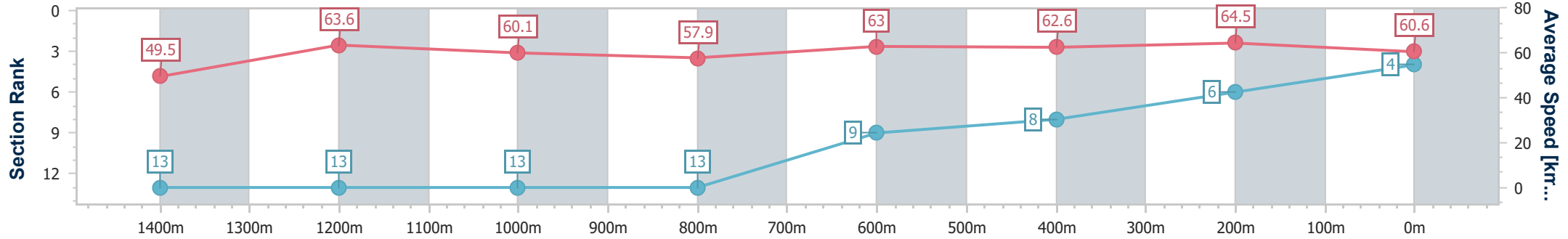


21 December 2024 - 14:37

BRISBANE RACING CLUB

Track Rating: Good 4, Weather: Fine, Rail Position: +4.5m Entire

Section	Overall	1400m	1200m	1000m	800m	600m	400m	200m
Section Times	1:36.68 [4] (0:14.60)	1:22.08 [13] (0:11.34)	1:10.74 [13] (0:11.98)	0:58.76 [13] (0:12.52)	0:46.24 [13] (0:11.48)	0:34.76 [9] (0:11.71)	0:23.05 [8] (0:11.13)	0:11.92 [6] (0:11.92)
Average Speed [km/h]	49.5	63.6	60.1	57.9	63.0	62.6	64.5	60.6
Top Speed [km/h]	66.3	65.9	62.6	59.0	66.3	65.1	65.6	63.5
Avg. Dist. to Rail [m]	8.5	1.9	2.6	1.6	1.4	3.3	9.9	11.0
Avg. Stride Freq. [Hz]	2.2	2.3	2.3	2.2	2.4	2.3	2.5	2.4
Avg. Stride Length [m]	6.2	7.6	7.4	7.2	7.5	7.4	7.3	7.0



- [ ] Ranking at each section and finish
- .-.- No data available at this section
- NA No data available



Horse/Jockey Name	Mazis
Final Rank	5
Fastest Section Time (Section)	0:11.23 (400m)
Top Speed [km/h] (Section)	65.6 (400m)
Race State	Finished



Eagle Farm QLD Professional  
Race 5: SKY RACING QTIS Three-Year-Old Quality Handicap - 1600m

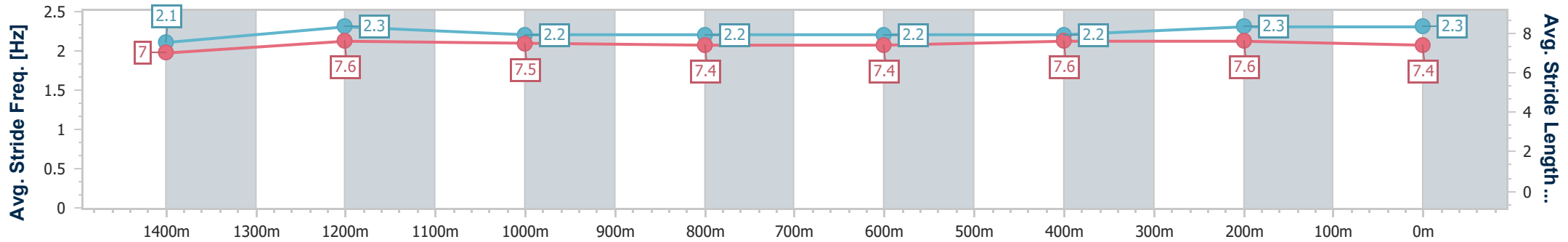
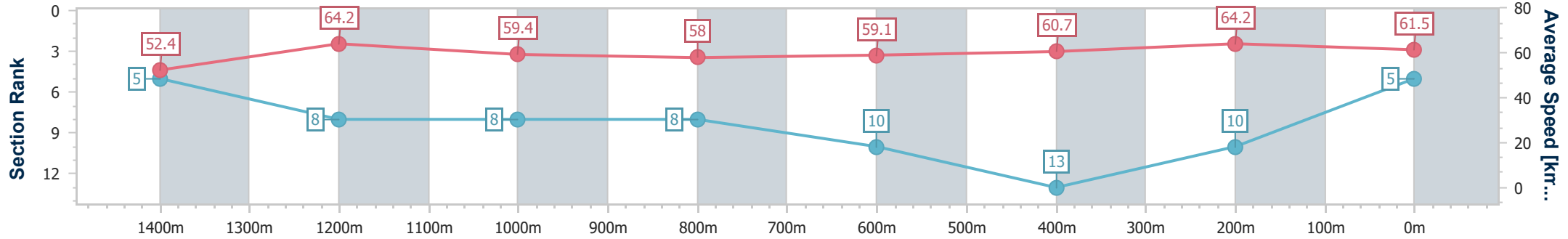


21 December 2024 - 14:37

BRISBANE RACING CLUB

Track Rating: Good 4, Weather: Fine, Rail Position: +4.5m Entire

Section	Overall	1400m	1200m	1000m	800m	600m	400m	200m
Section Times	1:36.85 [5] (0:13.79)	1:23.06 [5] (0:11.24)	1:11.82 [8] (0:12.12)	0:59.70 [8] (0:12.57)	0:47.13 [8] (0:12.29)	0:34.84 [10] (0:11.91)	0:22.93 [13] (0:11.23)	0:11.70 [10] (0:11.70)
Average Speed [km/h]	52.4	64.2	59.4	58.0	59.1	60.7	64.2	61.5
Top Speed [km/h]	65.2	65.2	61.1	59.5	59.7	63.1	65.6	63.3
Avg. Dist. to Rail [m]	5.7	2.3	2.5	2.5	1.8	1.0	2.2	1.3
Avg. Stride Freq. [Hz]	2.1	2.3	2.2	2.2	2.2	2.2	2.3	2.3
Avg. Stride Length [m]	7.0	7.6	7.5	7.4	7.4	7.6	7.6	7.4



- [ ] Ranking at each section and finish
- .-.- No data available at this section
- NA No data available



Horse/Jockey Name	Sheraquay
Final Rank	6
Fastest Section Time (Section)	0:11.27 (400m)
Top Speed [km/h] (Section)	65.3 (400m)
Race State	Finished



Eagle Farm QLD Professional  
Race 5: SKY RACING QTIS Three-Year-Old Quality Handicap - 1600m

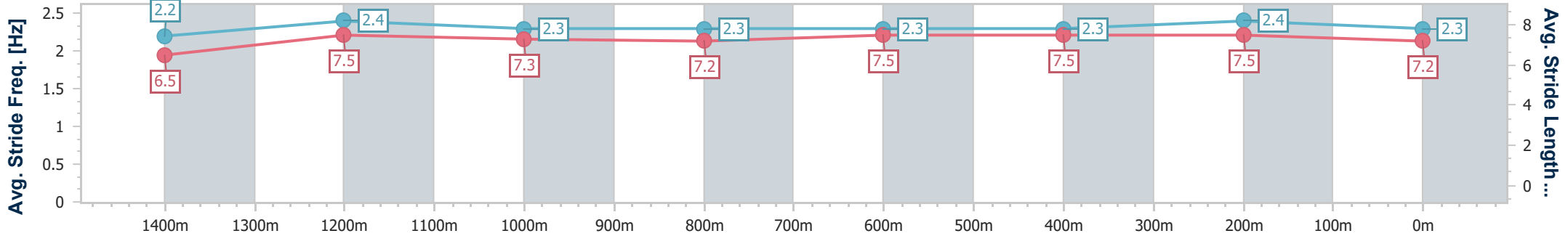
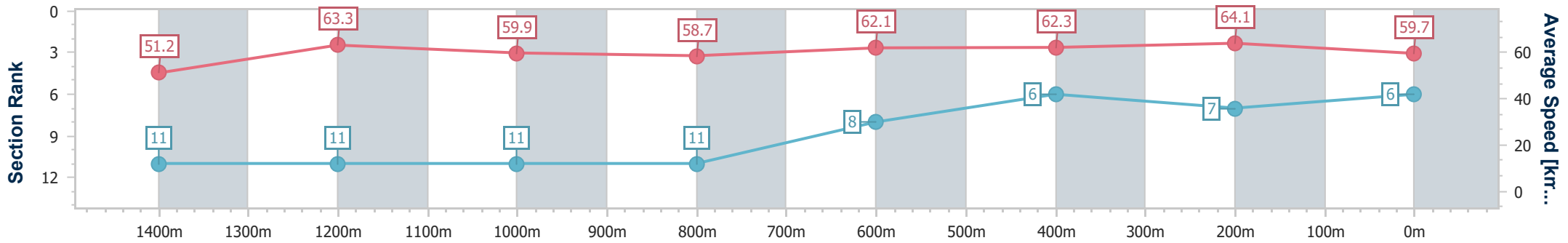


21 December 2024 - 14:37

BRISBANE RACING CLUB

Track Rating: Good 4, Weather: Fine, Rail Position: +4.5m Entire

Section	Overall	1400m	1200m	1000m	800m	600m	400m	200m
Section Times	1:36.89 [6] (0:14.15)	1:22.74 [11] (0:11.40)	1:11.34 [11] (0:12.02)	0:59.32 [11] (0:12.42)	0:46.90 [11] (0:11.77)	0:35.13 [8] (0:11.83)	0:23.30 [6] (0:11.27)	0:12.03 [7] (0:12.03)
Average Speed [km/h]	51.2	63.3	59.9	58.7	62.1	62.3	64.1	59.7
Top Speed [km/h]	64.8	65.1	62.7	60.0	63.9	63.9	65.3	62.6
Avg. Dist. to Rail [m]	13.5	3.2	2.2	2.2	3.6	5.0	9.2	8.9
Avg. Stride Freq. [Hz]	2.2	2.4	2.3	2.3	2.3	2.3	2.4	2.3
Avg. Stride Length [m]	6.5	7.5	7.3	7.2	7.5	7.5	7.5	7.2



- [ ] Ranking at each section and finish
- .-.- No data available at this section
- NA No data available



Horse/Jockey Name	Sanctuary Storm
Final Rank	7
Fastest Section Time (Section)	0:11.09 (1400m)
Top Speed [km/h] (Section)	66.2 (1400m)
Race State	Finished



Eagle Farm QLD Professional  
Race 5: SKY RACING QTIS Three-Year-Old Quality Handicap - 1600m

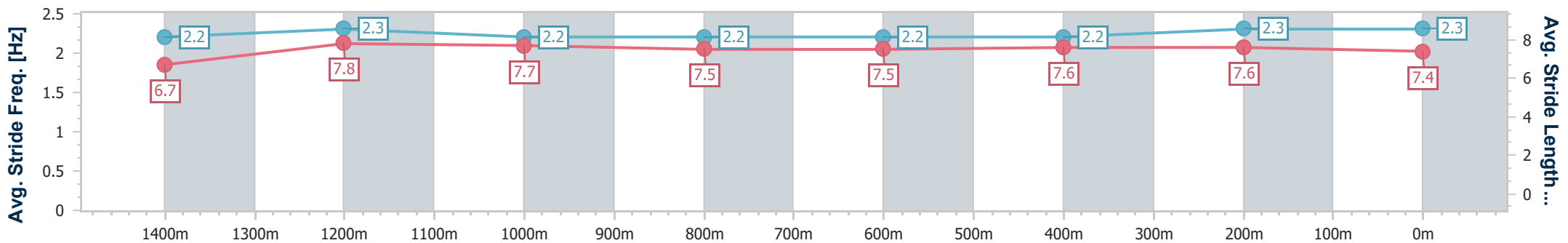
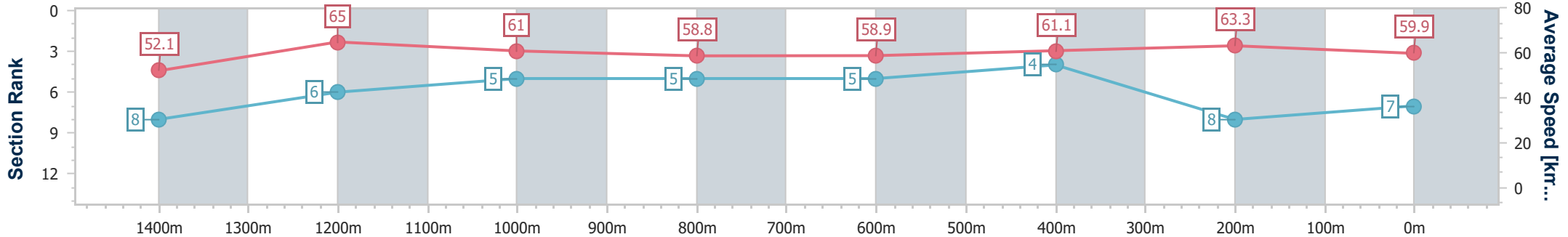


21 December 2024 - 14:37

BRISBANE RACING CLUB

Track Rating: Good 4, Weather: Fine, Rail Position: +4.5m Entire

Section	Overall	1400m	1200m	1000m	800m	600m	400m	200m
Section Times	1:36.92 [7] (0:13.91)	1:23.01 [8] (0:11.09)	1:11.92 [6] (0:11.84)	1:00.08 [5] (0:12.42)	0:47.66 [5] (0:12.32)	0:35.34 [5] (0:11.88)	0:23.46 [4] (0:11.42)	0:12.04 [8] (0:12.04)
Average Speed [km/h]	52.1	65.0	61.0	58.8	58.9	61.1	63.3	59.9
Top Speed [km/h]	65.3	66.2	63.0	59.6	60.2	62.9	63.9	62.2
Avg. Dist. to Rail [m]	12.6	5.1	4.0	2.6	1.4	2.6	8.9	9.8
Avg. Stride Freq. [Hz]	2.2	2.3	2.2	2.2	2.2	2.2	2.3	2.3
Avg. Stride Length [m]	6.7	7.8	7.7	7.5	7.5	7.6	7.6	7.4



- [ ] Ranking at each section and finish
- .-.- No data available at this section
- NA No data available



Horse/Jockey Name	Laridae
Final Rank	8
Fastest Section Time (Section)	0:11.14 (1400m)
Top Speed [km/h] (Section)	67.3 (1400m)
Race State	Finished



Eagle Farm QLD Professional  
Race 5: SKY RACING QTIS Three-Year-Old Quality Handicap - 1600m

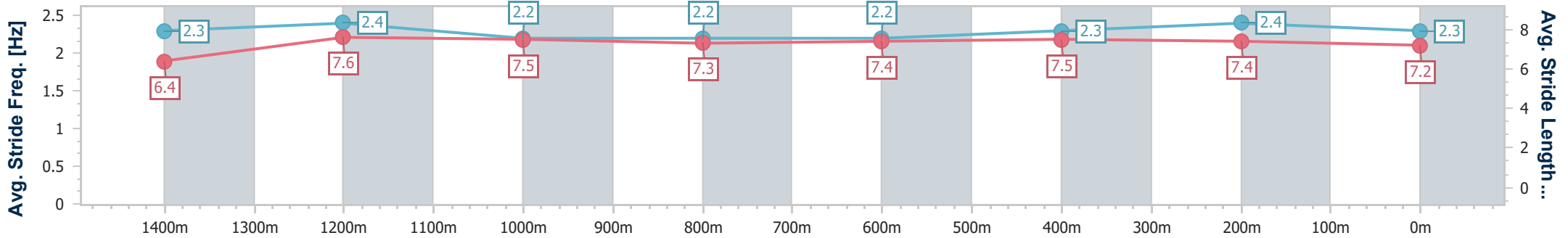
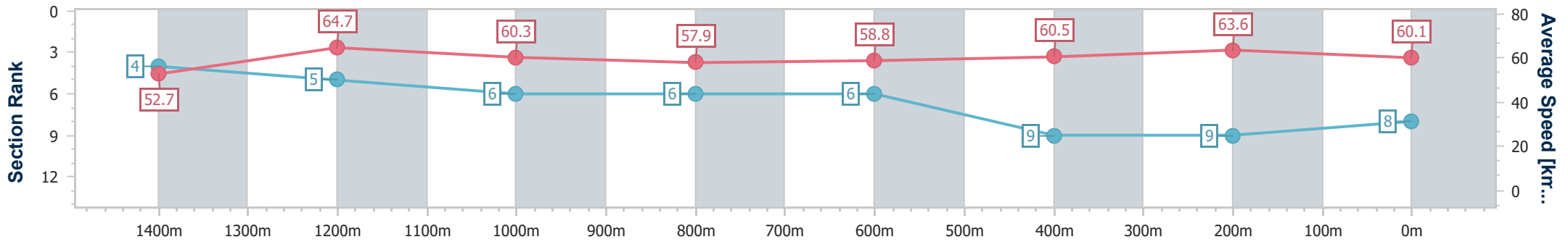


21 December 2024 - 14:37

BRISBANE RACING CLUB

Track Rating: Good 4, Weather: Fine, Rail Position: +4.5m Entire

Section	Overall	1400m	1200m	1000m	800m	600m	400m	200m
Section Times	1:37.04 [8] (0:13.72)	1:23.32 [4] (0:11.14)	1:12.18 [5] (0:11.98)	1:00.20 [6] (0:12.56)	0:47.64 [6] (0:12.30)	0:35.34 [6] (0:12.04)	0:23.30 [9] (0:11.31)	0:11.99 [9] (0:11.99)
Average Speed [km/h]	52.7	64.7	60.3	57.9	58.8	60.5	63.6	60.1
Top Speed [km/h]	66.4	67.3	61.2	59.0	59.9	62.6	65.1	62.6
Avg. Dist. to Rail [m]	7.4	3.3	2.3	2.4	1.3	2.2	4.3	3.2
Avg. Stride Freq. [Hz]	2.3	2.4	2.2	2.2	2.2	2.3	2.4	2.3
Avg. Stride Length [m]	6.4	7.6	7.5	7.3	7.4	7.5	7.4	7.2



- [ ] Ranking at each section and finish
- .-.- No data available at this section
- NA No data available





Horse/Jockey Name	Julieta
Final Rank	9
Fastest Section Time (Section)	0:11.04 (1400m)
Top Speed [km/h] (Section)	67.2 (1400m)
Race State	Finished



Eagle Farm QLD Professional  
Race 5: SKY RACING QTIS Three-Year-Old Quality Handicap - 1600m

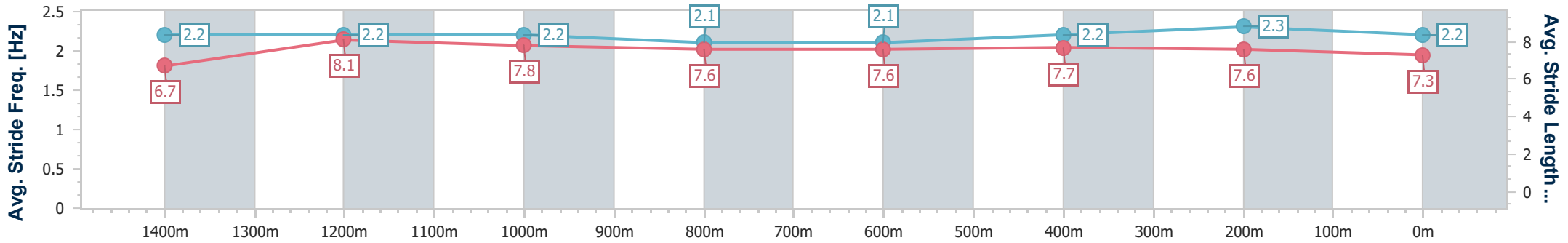
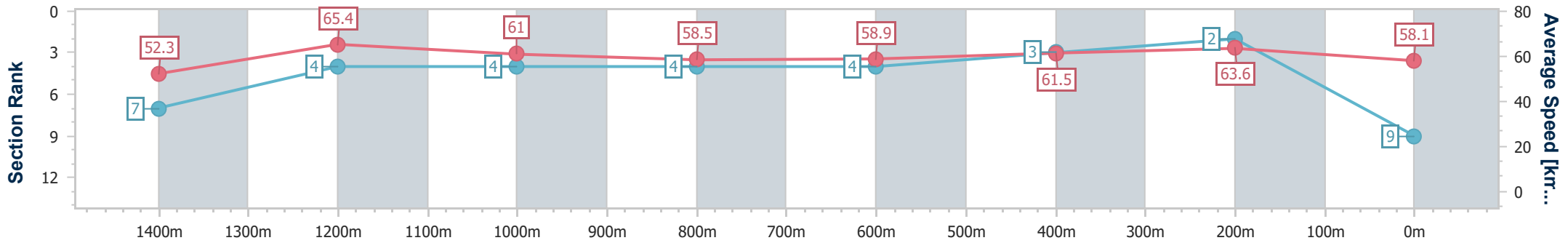


21 December 2024 - 14:37

BRISBANE RACING CLUB

Track Rating: Good 4, Weather: Fine, Rail Position: +4.5m Entire

Section	Overall	1400m	1200m	1000m	800m	600m	400m	200m
Section Times	1:37.08 [9] (0:13.82)	1:23.26 [7] (0:11.04)	1:12.22 [4] (0:11.81)	1:00.41 [4] (0:12.51)	0:47.90 [4] (0:12.34)	0:35.56 [4] (0:11.82)	0:23.74 [3] (0:11.34)	0:12.40 [2] (0:12.40)
Average Speed [km/h]	52.3	65.4	61.0	58.5	58.9	61.5	63.6	58.1
Top Speed [km/h]	66.0	67.2	63.9	59.1	60.2	64.0	64.8	61.8
Avg. Dist. to Rail [m]	10.3	4.2	3.0	2.9	2.0	2.4	7.3	6.8
Avg. Stride Freq. [Hz]	2.2	2.2	2.2	2.1	2.1	2.2	2.3	2.2
Avg. Stride Length [m]	6.7	8.1	7.8	7.6	7.6	7.7	7.6	7.3



- [ ] Ranking at each section and finish
- .-.- No data available at this section
- NA No data available



Horse/Jockey Name	Celestial Blaze
Final Rank	10
Fastest Section Time (Section)	0:11.00 (1400m)
Top Speed [km/h] (Section)	66.5 (1400m)
Race State	Finished



Eagle Farm QLD Professional  
Race 5: SKY RACING QTIS Three-Year-Old Quality Handicap - 1600m

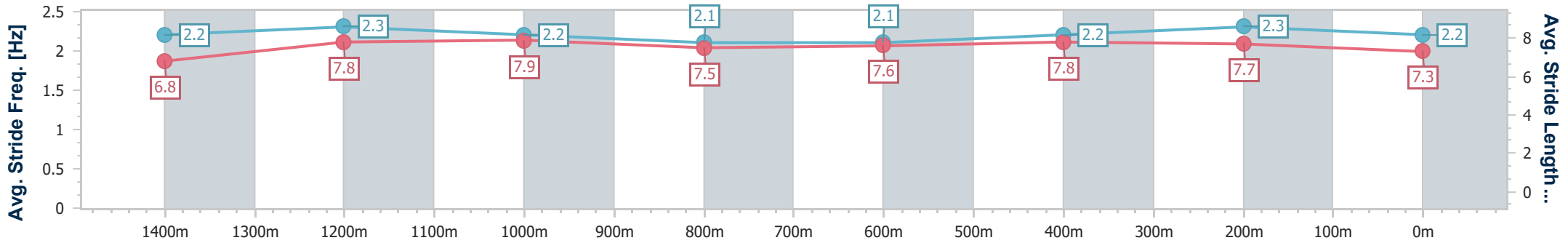
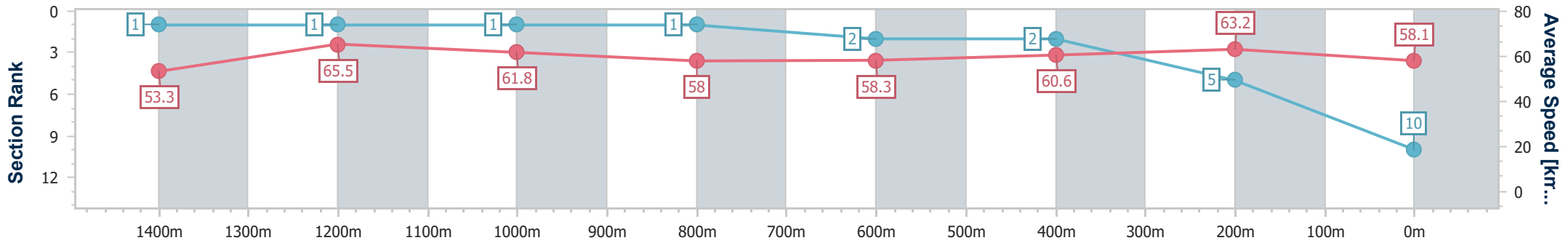


21 December 2024 - 14:37

BRISBANE RACING CLUB

Track Rating: Good 4, Weather: Fine, Rail Position: +4.5m Entire

Section	Overall	1400m	1200m	1000m	800m	600m	400m	200m
Section Times	1:37.08 [10] (0:13.60)	1:23.48 [1] (0:11.00)	1:12.48 [1] (0:11.69)	1:00.79 [1] (0:12.57)	0:48.22 [1] (0:12.57)	0:35.65 [2] (0:11.89)	0:23.76 [2] (0:11.43)	0:12.33 [5] (0:12.33)
Average Speed [km/h]	53.3	65.5	61.8	58.0	58.3	60.6	63.2	58.1
Top Speed [km/h]	66.3	66.5	63.7	59.2	59.5	62.5	65.1	61.4
Avg. Dist. to Rail [m]	11.5	5.0	2.2	2.8	3.5	0.9	5.2	3.6
Avg. Stride Freq. [Hz]	2.2	2.3	2.2	2.1	2.1	2.2	2.3	2.2
Avg. Stride Length [m]	6.8	7.8	7.9	7.5	7.6	7.8	7.7	7.3



- [ ] Ranking at each section and finish
- .-.- No data available at this section
- NA No data available



Horse/Jockey Name	Hang Out
Final Rank	11
Fastest Section Time (Section)	0:11.33 (1400m)
Top Speed [km/h] (Section)	65.4 (Overall)
Race State	Finished



Eagle Farm QLD Professional  
Race 5: SKY RACING QTIS Three-Year-Old Quality Handicap - 1600m

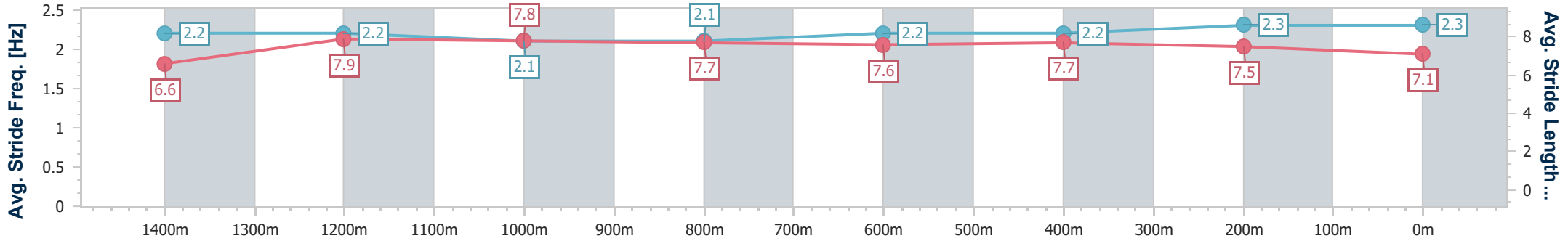
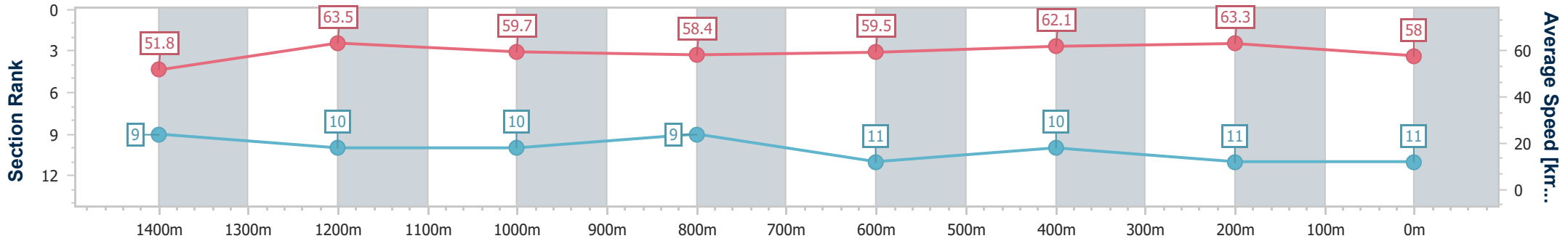


21 December 2024 - 14:37

BRISBANE RACING CLUB

Track Rating: Good 4, Weather: Fine, Rail Position: +4.5m Entire

Section	Overall	1400m	1200m	1000m	800m	600m	400m	200m
Section Times	1:37.60 [11] (0:14.01)	1:23.59 [9] (0:11.33)	1:12.26 [10] (0:12.11)	1:00.15 [10] (0:12.44)	0:47.71 [9] (0:12.16)	0:35.55 [11] (0:11.74)	0:23.81 [10] (0:11.39)	0:12.42 [11] (0:12.42)
Average Speed [km/h]	51.8	63.5	59.7	58.4	59.5	62.1	63.3	58.0
Top Speed [km/h]	65.4	65.2	61.3	59.9	60.2	63.6	64.9	61.6
Avg. Dist. to Rail [m]	10.2	3.3	3.0	1.6	1.4	2.8	8.2	7.7
Avg. Stride Freq. [Hz]	2.2	2.2	2.1	2.1	2.2	2.2	2.3	2.3
Avg. Stride Length [m]	6.6	7.9	7.8	7.7	7.6	7.7	7.5	7.1



- [ ] Ranking at each section and finish
- .-.- No data available at this section
- NA No data available



Horse/Jockey Name	Saxinoue
Final Rank	12
Fastest Section Time (Section)	0:11.23 (1400m)
Top Speed [km/h] (Section)	66.0 (1400m)
Race State	Finished



Eagle Farm QLD Professional  
Race 5: SKY RACING QTIS Three-Year-Old Quality Handicap - 1600m

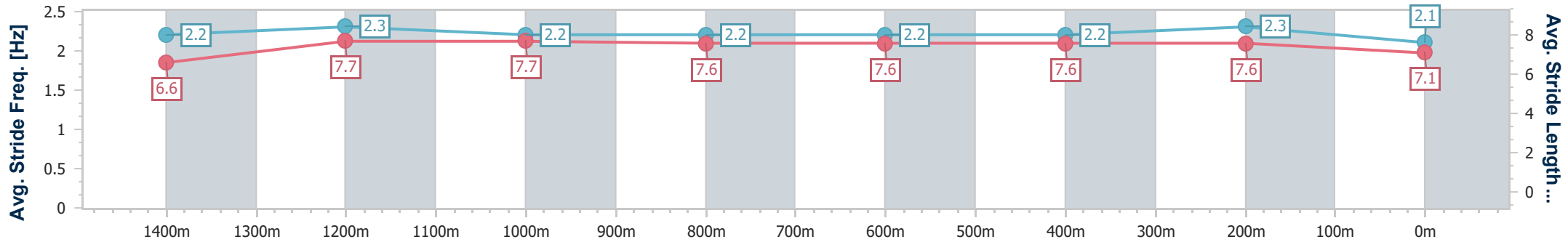
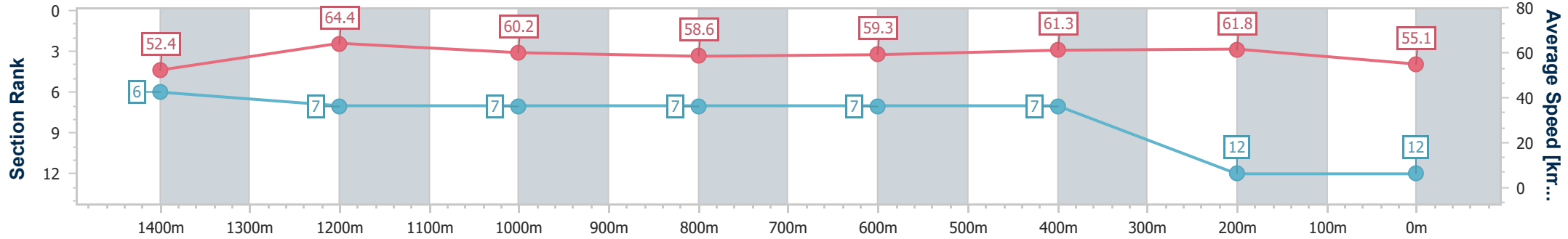


21 December 2024 - 14:37

BRISBANE RACING CLUB

Track Rating: Good 4, Weather: Fine, Rail Position: +4.5m Entire

Section	Overall	1400m	1200m	1000m	800m	600m	400m	200m
Section Times	1:38.37 [12] (0:13.79)	1:24.58 [6] (0:11.23)	1:13.35 [7] (0:11.96)	1:01.39 [7] (0:12.49)	0:48.90 [7] (0:12.29)	0:36.61 [7] (0:11.87)	0:24.74 [7] (0:11.66)	0:13.08 [12] (0:13.08)
Average Speed [km/h]	52.4	64.4	60.2	58.6	59.3	61.3	61.8	55.1
Top Speed [km/h]	66.0	66.0	61.8	59.0	60.1	63.1	63.5	59.7
Avg. Dist. to Rail [m]	6.6	3.0	3.1	3.2	2.6	2.6	7.1	7.7
Avg. Stride Freq. [Hz]	2.2	2.3	2.2	2.2	2.2	2.2	2.3	2.1
Avg. Stride Length [m]	6.6	7.7	7.7	7.6	7.6	7.6	7.6	7.1



- [ ] Ranking at each section and finish
- .-.- No data available at this section
- NA No data available



Horse/Jockey Name	Walsh Bay
Final Rank	13
Fastest Section Time (Section)	0:11.47 (400m)
Top Speed [km/h] (Section)	65.8 (1400m)
Race State	Finished



Eagle Farm QLD Professional  
Race 5: SKY RACING QTIS Three-Year-Old Quality Handicap - 1600m

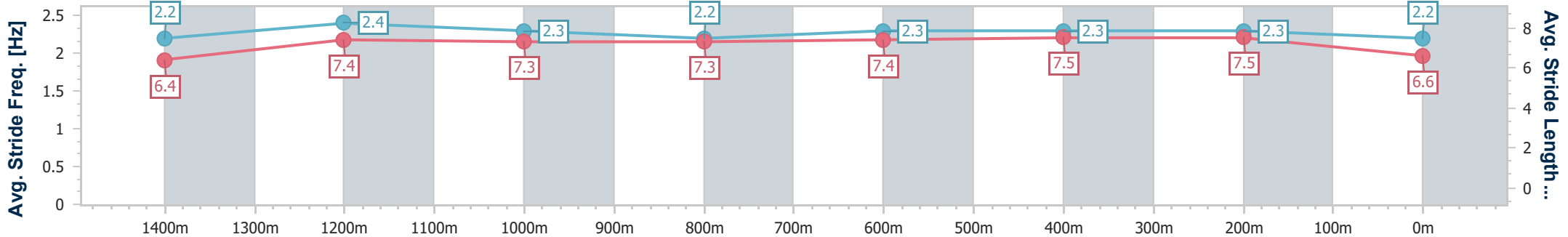
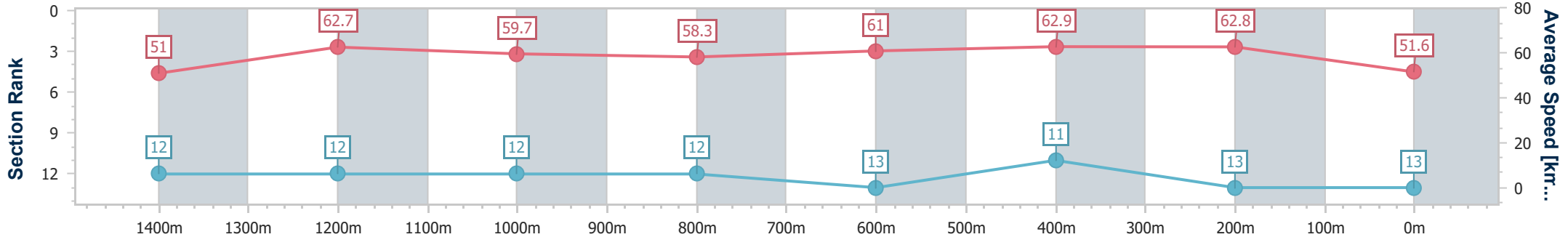


21 December 2024 - 14:37

BRISBANE RACING CLUB

Track Rating: Good 4, Weather: Fine, Rail Position: +4.5m Entire

Section	Overall	1400m	1200m	1000m	800m	600m	400m	200m
Section Times	1:39.27 [13] (0:14.17)	1:25.10 [12] (0:11.48)	1:13.62 [12] (0:12.05)	1:01.57 [12] (0:12.51)	0:49.06 [12] (0:11.95)	0:37.11 [13] (0:11.69)	0:25.42 [11] (0:11.47)	0:13.95 [13] (0:13.95)
Average Speed [km/h]	51.0	62.7	59.7	58.3	61.0	62.9	62.8	51.6
Top Speed [km/h]	65.3	65.8	62.8	59.1	64.5	64.5	64.8	59.5
Avg. Dist. to Rail [m]	6.7	1.8	2.4	1.9	2.7	4.4	10.3	10.3
Avg. Stride Freq. [Hz]	2.2	2.4	2.3	2.2	2.3	2.3	2.3	2.2
Avg. Stride Length [m]	6.4	7.4	7.3	7.3	7.4	7.5	7.5	6.6



- [ ] Ranking at each section and finish
- .-.- No data available at this section
- NA No data available



**Eagle Farm QLD Professional**  
**Race 6: SEVEN MEMBERS MILE - 1600m**  
**21 December 2024 - 15:13**



BRISBANE  
RACING CLUB

Track Rating: Good 4, Weather: Fine, Rail Position: +4.5m Entire

Section		Field Times												
Rank	TAB Horse/Jockey	Barrier	Top Speed [km/h]	Fastest Section	Overall	1400m	1200m	1000m	800m	600m	400m	Last 600m	Distance Travelled [m]	
1	6 <b>GOLD BULLION</b> Regan Bayliss	3	66.0 400m	0:11.11 400m	<b>1:36.21 [1]</b> (0:13.79)	<b>1:22.42 [1]</b> (0:11.84)	<b>1:10.58 [1]</b> (0:12.23)	<b>0:58.35 [1]</b> (0:12.42)	<b>0:45.93 [1]</b> (0:11.77)	<b>0:34.16 [2]</b> (0:11.38)	<b>0:22.78 [1]</b> (0:11.11)	<b>0:34.16</b>		
2	3 <b>JUNIPAL</b> Jason Collett	6	67.5 400m	0:10.88 400m	<b>1:36.21 [2]</b> (0:14.42)	<b>1:21.79 [7]</b> (0:11.89)	<b>1:09.90 [7]</b> (0:12.34)	<b>0:57.56 [7]</b> (0:12.44)	<b>0:45.12 [7]</b> (0:11.56)	<b>0:33.56 [7]</b> (0:11.08)	<b>0:22.48 [6]</b> (0:10.88)	<b>0:33.56</b>	-1	
3	11 <b>POETIC DRAMA</b> Andrew Mallyon	10	67.8 400m	0:10.87 400m	<b>1:36.29 [3]</b> (0:14.94)	<b>1:21.35 [10]</b> (0:11.88)	<b>1:09.47 [10]</b> (0:12.34)	<b>0:57.13 [10]</b> (0:12.27)	<b>0:44.86 [10]</b> (0:11.50)	<b>0:33.36 [10]</b> (0:10.97)	<b>0:22.39 [8]</b> (0:10.87)	<b>0:33.36</b>	+3	
4	10 <b>ARTS OBJECT</b> Angela Jones	9	66.2 400m	0:11.04 400m	<b>1:36.43 [4]</b> (0:13.89)	<b>1:22.54 [2]</b> (0:11.84)	<b>1:10.70 [2]</b> (0:12.26)	<b>0:58.44 [2]</b> (0:12.38)	<b>0:46.06 [2]</b> (0:11.66)	<b>0:34.40 [1]</b> (0:11.48)	<b>0:22.92 [2]</b> (0:11.04)	<b>0:34.40</b>	+1	
5	8 <b>CAPTAIN FENKEL</b> Cejay Graham	2	66.4 400m	0:11.10 400m	<b>1:36.56 [5]</b> (0:14.04)	<b>1:22.52 [3]</b> (0:11.85)	<b>1:10.67 [3]</b> (0:12.32)	<b>0:58.35 [3]</b> (0:12.42)	<b>0:45.93 [3]</b> (0:11.64)	<b>0:34.29 [3]</b> (0:11.30)	<b>0:22.99 [3]</b> (0:11.10)	<b>0:34.29</b>	-2	
6	1 <b>TANNHAUSER</b> Ryan Maloney	8	67.3 400m	0:10.87 400m	<b>1:36.67 [6]</b> (0:14.78)	<b>1:21.89 [9]</b> (0:11.81)	<b>1:10.08 [9]</b> (0:12.35)	<b>0:57.73 [9]</b> (0:12.29)	<b>0:45.44 [8]</b> (0:11.55)	<b>0:33.89 [8]</b> (0:11.17)	<b>0:22.72 [9]</b> (0:10.87)	<b>0:33.89</b>	+1	
7	7 <b>KORUTO</b> Kyle Wilson-Taylor	7	67.4 600m	0:10.91 400m	<b>1:36.69 [7]</b> (0:14.70)	<b>1:21.99 [8]</b> (0:11.85)	<b>1:10.14 [8]</b> (0:12.38)	<b>0:57.76 [8]</b> (0:12.33)	<b>0:45.43 [9]</b> (0:11.58)	<b>0:33.85 [9]</b> (0:11.12)	<b>0:22.73 [10]</b> (0:10.91)	<b>0:33.85</b>	-1	
8	5 <b>CASHIN' CHEX</b> Warwick Satherley	4	66.2 600m	0:11.24 400m	<b>1:36.75 [8]</b> (0:14.11)	<b>1:22.64 [4]</b> (0:11.88)	<b>1:10.76 [4]</b> (0:12.28)	<b>0:58.48 [4]</b> (0:12.41)	<b>0:46.07 [4]</b> (0:11.64)	<b>0:34.43 [4]</b> (0:11.36)	<b>0:23.07 [4]</b> (0:11.24)	<b>0:34.43</b>	+6	
9	12 <b>SWEET MERCY</b> Robbie Dolan	1	66.6 400m	0:10.98 400m	<b>1:36.88 [9]</b> (0:14.28)	<b>1:22.60 [6]</b> (0:11.90)	<b>1:10.70 [5]</b> (0:12.38)	<b>0:58.32 [5]</b> (0:12.39)	<b>0:45.93 [6]</b> (0:11.64)	<b>0:34.29 [6]</b> (0:11.23)	<b>0:23.06 [7]</b> (0:10.98)	<b>0:34.29</b>	+0	
10	2 <b>ENCODER</b> Damien Thornton	5	66.8 600m	0:11.12 400m	<b>1:36.90 [10]</b> (0:14.11)	<b>1:22.79 [5]</b> (0:12.12)	<b>1:10.67 [6]</b> (0:12.37)	<b>0:58.30 [6]</b> (0:12.32)	<b>0:45.98 [5]</b> (0:11.60)	<b>0:34.38 [5]</b> (0:11.21)	<b>0:23.17 [5]</b> (0:11.12)	<b>0:34.38</b>	+6	

Scratched: Holstein (#4), Bold Hoi Ho (#9), Aperitivo (#13)

[ ] Ranking at each section and finish  
 -:-:- No data available at this section  
 NA No data available

SCN Saddle cloth number  
 DNF Did not finish  
 DNT Did not track



**Eagle Farm QLD Professional**  
**Race 6: SEVEN MEMBERS MILE - 1600m**  
**21 December 2024 - 15:13**



Track Rating: Good 4, Weather: Fine, Rail Position: +4.5m Entire

Section							200m			Last 600m
Field Times							0:11.67			0:34.18
							(0:11.67)			
Rank	TAB	Horse/Jockey	Barrier	Top Speed [km/h]	Fastest Section	Margin			Distance Travelled [m]	
1	6	<b>GOLD BULLION</b> Regan Bayliss	3	66.0 400m	0:11.11 400m	0:11.67 [1] (0:11.67)	1:36.21		0:34.16	
2	3	<b>JUNIPAL</b> Jason Collett	6	67.5 400m	0:10.88 400m	0:11.60 [3] (0:11.60)	0.05L		0:33.56 -1	
3	11	<b>POETIC DRAMA</b> Andrew Mallyon	10	67.8 400m	0:10.87 400m	0:11.52 [5] (0:11.52)	0.5L		0:33.36 +3	
4	10	<b>ARTS OBJECT</b> Angela Jones	9	66.2 400m	0:11.04 400m	0:11.88 [2] (0:11.88)	1.33L		0:34.40 +1	
5	8	<b>CAPTAIN FENKEL</b> Cejay Graham	2	66.4 400m	0:11.10 400m	0:11.89 [4] (0:11.89)	2.09L		0:34.29 -2	
6	1	<b>TANNHAUSER</b> Ryan Maloney	8	67.3 400m	0:10.87 400m	0:11.85 [7] (0:11.85)	2.74L		0:33.89 +1	
7	7	<b>KORUTO</b> Kyle Wilson-Taylor	7	67.4 600m	0:10.91 400m	0:11.82 [9] (0:11.82)	2.82L		0:33.85 -1	
8	5	<b>CASHIN' CHEX</b> Warwick Satherley	4	66.2 600m	0:11.24 400m	0:11.83 [10] (0:11.83)	3.19L		0:34.43 +6	
9	12	<b>SWEET MERCY</b> Robbie Dolan	1	66.6 400m	0:10.98 400m	0:12.08 [6] (0:12.08)	3.94L		0:34.29 +0	
10	2	<b>ENCODER</b> Damien Thornton	5	66.8 600m	0:11.12 400m	0:12.05 [8] (0:12.05)	4.06L		0:34.38 +6	

Scratched: Holstein (#4), Bold Hoi Ho (#9), Aperitivo (#13)

[ ] Ranking at each section and finish  
 -:-:- No data available at this section  
 NA No data available

SCN Saddle cloth number  
 DNF Did not finish  
 DNT Did not track



Horse/Jockey Name	Gold Bullion
Final Rank	1
Fastest Section Time (Section)	0:11.11 (400m)
Top Speed [km/h] (Section)	66.0 (400m)
Race State	Finished

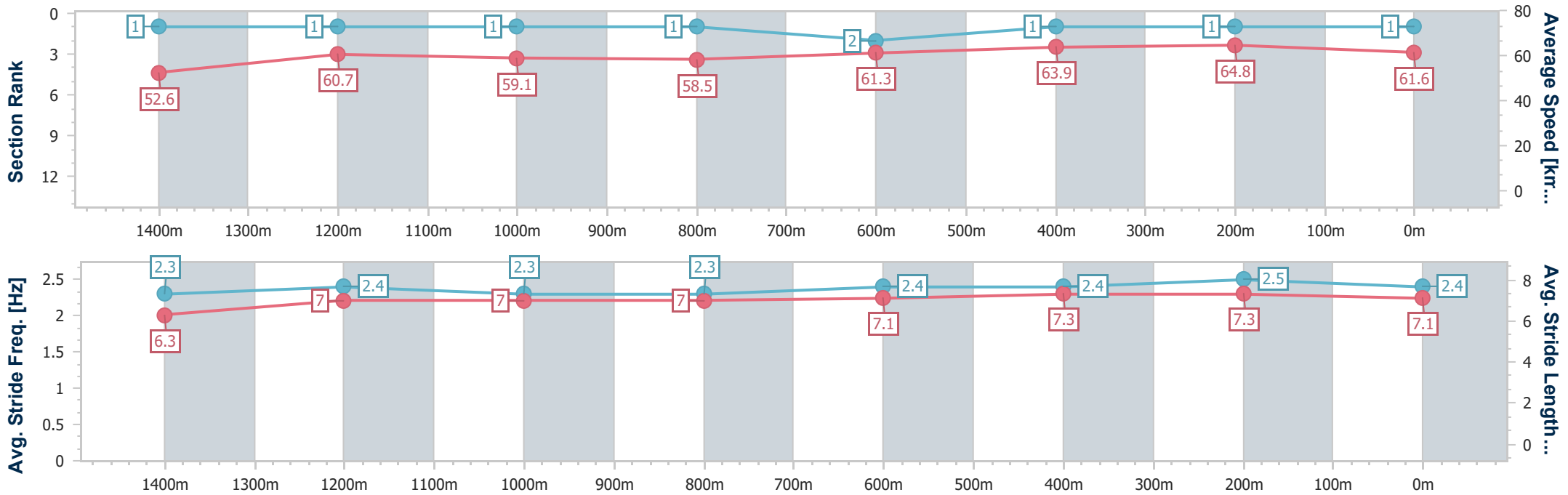


Eagle Farm QLD Professional  
 Race 6: SEVEN MEMBERS MILE - 1600m  
 21 December 2024 - 15:13  
 Track Rating: Good 4, Weather: Fine, Rail Position: +4.5m Entire



BRISBANE  
RACING CLUB

Section	Overall	1400m	1200m	1000m	800m	600m	400m	200m
Section Times	1:36.21 [1] (0:13.79)	1:22.42 [1] (0:11.84)	1:10.58 [1] (0:12.23)	0:58.35 [1] (0:12.42)	0:45.93 [1] (0:11.77)	0:34.16 [2] (0:11.38)	0:22.78 [1] (0:11.11)	0:11.67 [1] (0:11.67)
Average Speed [km/h]	52.6	60.7	59.1	58.5	61.3	63.9	64.8	61.6
Top Speed [km/h]	63.6	63.3	59.5	60.1	62.3	65.2	66.0	63.9
Avg. Dist. to Rail [m]	7.4	2.4	2.6	2.3	0.6	1.8	5.9	5.0
Avg. Stride Freq. [Hz]	2.3	2.4	2.3	2.3	2.4	2.4	2.5	2.4
Avg. Stride Length [m]	6.3	7.0	7.0	7.0	7.1	7.3	7.3	7.1



- [ ] Ranking at each section and finish
- .-.- No data available at this section
- NA No data available





Horse/Jockey Name	Junipal
Final Rank	2
Fastest Section Time (Section)	0:10.88 (400m)
Top Speed [km/h] (Section)	67.5 (400m)
Race State	Finished

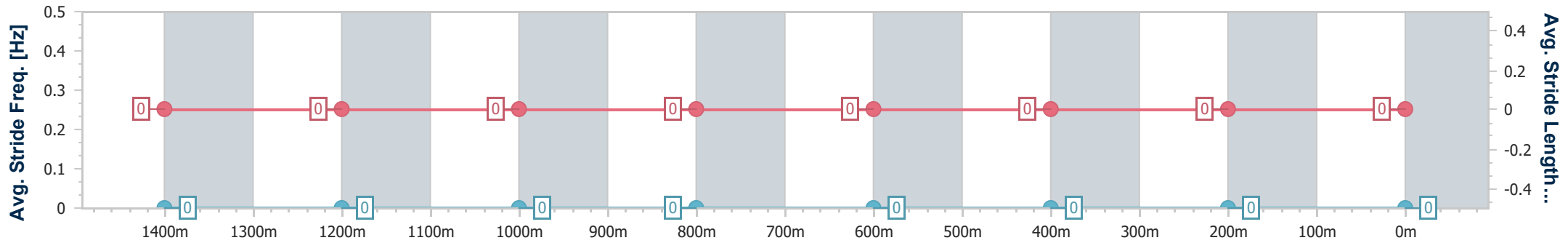
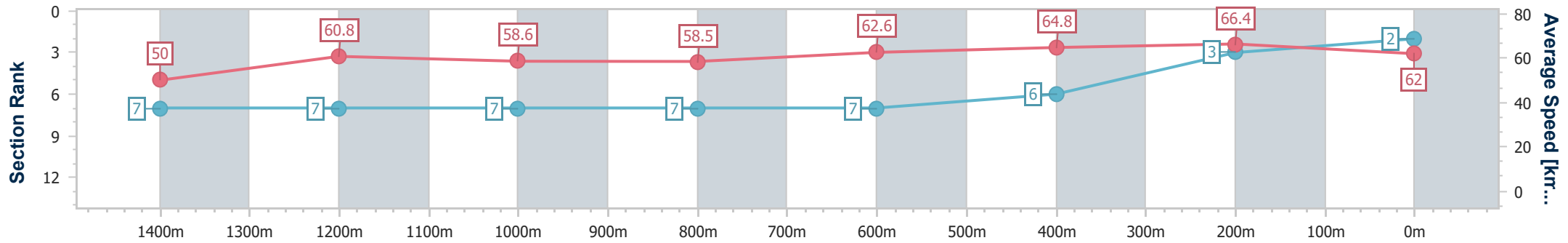


Eagle Farm QLD Professional  
 Race 6: SEVEN MEMBERS MILE - 1600m  
 21 December 2024 - 15:13  
 Track Rating: Good 4, Weather: Fine, Rail Position: +4.5m Entire



BRISBANE  
RACING CLUB

Section	Overall	1400m	1200m	1000m	800m	600m	400m	200m
Section Times	1:36.21 [2] (0:14.42)	1:21.79 [7] (0:11.89)	1:09.90 [7] (0:12.34)	0:57.56 [7] (0:12.44)	0:45.12 [7] (0:11.56)	0:33.56 [7] (0:11.08)	0:22.48 [6] (0:10.88)	0:11.60 [3] (0:11.60)
Average Speed [km/h]	50.0	60.8	58.6	58.5	62.6	64.8	66.4	62.0
Top Speed [km/h]	63.4	63.4	60.2	60.5	64.0	67.1	67.5	65.0
Avg. Dist. to Rail [m]	8.7	3.2	3.6	3.1	0.8	1.0	5.2	5.8
Avg. Stride Freq. [Hz]	--	--	--	--	--	--	--	--
Avg. Stride Length [m]	--	--	--	--	--	--	--	--



- [ ] Ranking at each section and finish
- No data available at this section
- NA No data available



Horse/Jockey Name	Poetic Drama
Final Rank	3
Fastest Section Time (Section)	0:10.87 (400m)
Top Speed [km/h] (Section)	67.8 (400m)
Race State	Finished

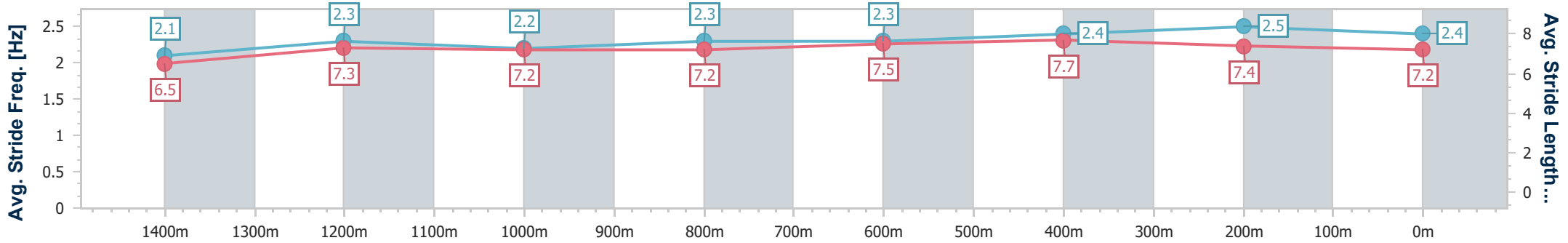
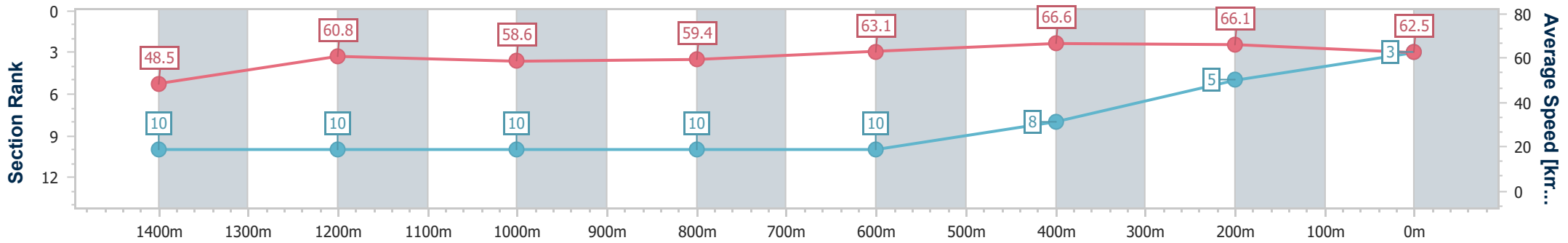


Eagle Farm QLD Professional  
 Race 6: SEVEN MEMBERS MILE - 1600m  
 21 December 2024 - 15:13  
 Track Rating: Good 4, Weather: Fine, Rail Position: +4.5m Entire



BRISBANE  
 RACING CLUB

Section	Overall	1400m	1200m	1000m	800m	600m	400m	200m
Section Times	1:36.29 [3] (0:14.94)	1:21.35 [10] (0:11.88)	1:09.47 [10] (0:12.34)	0:57.13 [10] (0:12.27)	0:44.86 [10] (0:11.50)	0:33.36 [10] (0:10.97)	0:22.39 [8] (0:10.87)	0:11.52 [5] (0:11.52)
Average Speed [km/h]	48.5	60.8	58.6	59.4	63.1	66.6	66.1	62.5
Top Speed [km/h]	60.6	62.7	60.7	60.0	64.8	67.5	67.8	64.5
Avg. Dist. to Rail [m]	12.7	3.8	3.0	2.7	1.2	3.1	8.3	10.2
Avg. Stride Freq. [Hz]	2.1	2.3	2.2	2.3	2.3	2.4	2.5	2.4
Avg. Stride Length [m]	6.5	7.3	7.2	7.2	7.5	7.7	7.4	7.2



- [ ] Ranking at each section and finish
- .-.- No data available at this section
- NA No data available



Horse/Jockey Name	Arts Object
Final Rank	4
Fastest Section Time (Section)	0:11.04 (400m)
Top Speed [km/h] (Section)	66.2 (400m)
Race State	Finished

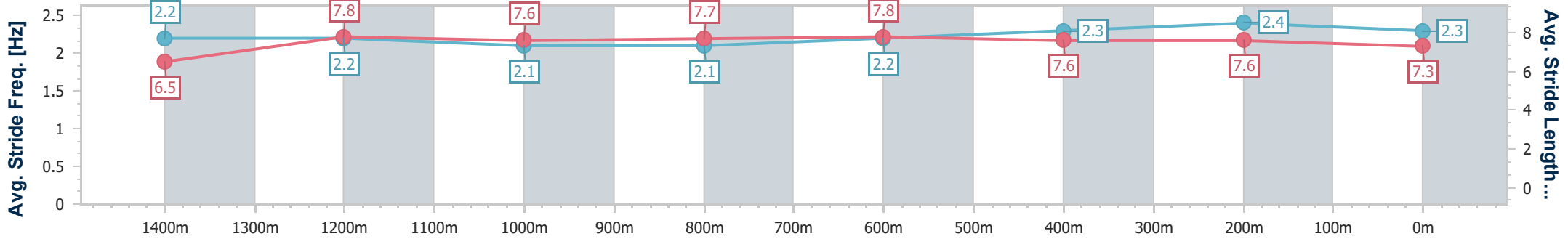
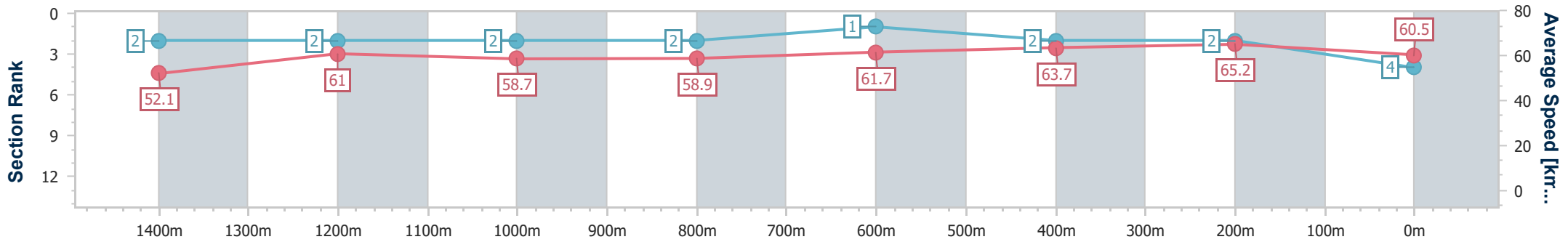


Eagle Farm QLD Professional  
 Race 6: SEVEN MEMBERS MILE - 1600m  
 21 December 2024 - 15:13  
 Track Rating: Good 4, Weather: Fine, Rail Position: +4.5m Entire



BRISBANE  
 RACING CLUB

Section	Overall	1400m	1200m	1000m	800m	600m	400m	200m
Section Times	1:36.43 [4] (0:13.89)	1:22.54 [2] (0:11.84)	1:10.70 [2] (0:12.26)	0:58.44 [2] (0:12.38)	0:46.06 [2] (0:11.66)	0:34.40 [1] (0:11.48)	0:22.92 [2] (0:11.04)	0:11.88 [2] (0:11.88)
Average Speed [km/h]	52.1	61.0	58.7	58.9	61.7	63.7	65.2	60.5
Top Speed [km/h]	63.8	63.4	59.3	60.7	62.6	65.5	66.2	63.4
Avg. Dist. to Rail [m]	11.6	2.9	2.7	2.1	0.5	2.8	6.7	7.9
Avg. Stride Freq. [Hz]	2.2	2.2	2.1	2.1	2.2	2.3	2.4	2.3
Avg. Stride Length [m]	6.5	7.8	7.6	7.7	7.8	7.6	7.6	7.3



- [ ] Ranking at each section and finish
- .-.- No data available at this section
- NA No data available



Horse/Jockey Name	Captain Fenkel
Final Rank	5
Fastest Section Time (Section)	0:11.10 (400m)
Top Speed [km/h] (Section)	66.4 (400m)
Race State	Finished

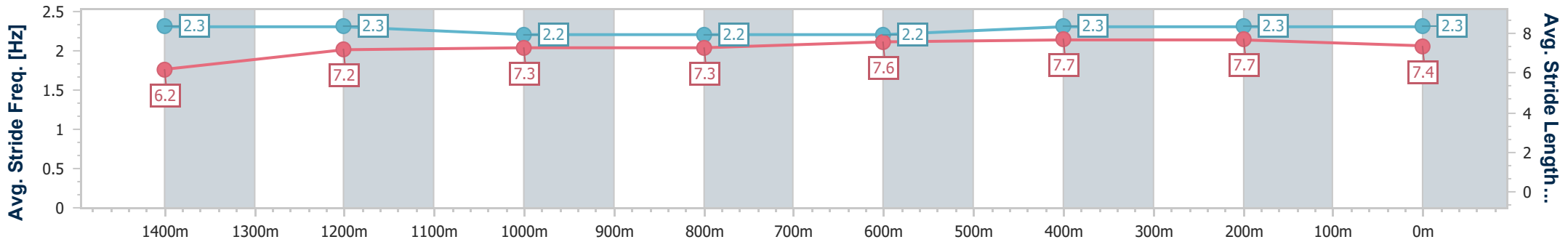
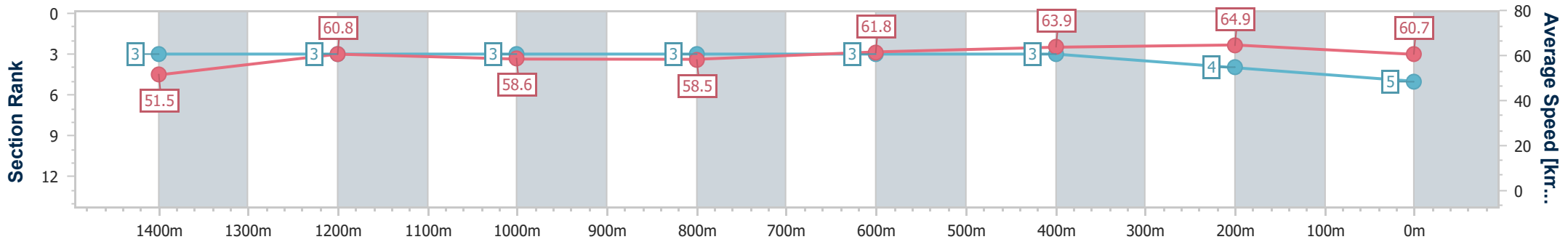


Eagle Farm QLD Professional  
 Race 6: SEVEN MEMBERS MILE - 1600m  
 21 December 2024 - 15:13  
 Track Rating: Good 4, Weather: Fine, Rail Position: +4.5m Entire



BRISBANE  
RACING CLUB

Section	Overall	1400m	1200m	1000m	800m	600m	400m	200m
Section Times	1:36.56 [5] (0:14.04)	1:22.52 [3] (0:11.85)	1:10.67 [3] (0:12.32)	0:58.35 [3] (0:12.42)	0:45.93 [3] (0:11.64)	0:34.29 [3] (0:11.30)	0:22.99 [3] (0:11.10)	0:11.89 [4] (0:11.89)
Average Speed [km/h]	51.5	60.8	58.6	58.5	61.8	63.9	64.9	60.7
Top Speed [km/h]	63.2	63.3	59.3	59.8	63.4	65.8	66.4	63.5
Avg. Dist. to Rail [m]	6.0	2.4	2.6	2.1	0.5	1.2	4.8	3.2
Avg. Stride Freq. [Hz]	2.3	2.3	2.2	2.2	2.2	2.3	2.3	2.3
Avg. Stride Length [m]	6.2	7.2	7.3	7.3	7.6	7.7	7.7	7.4



- [ ] Ranking at each section and finish
- .-.- No data available at this section
- NA No data available



Horse/Jockey Name	Tannhauser
Final Rank	6
Fastest Section Time (Section)	0:10.87 (400m)
Top Speed [km/h] (Section)	67.3 (400m)
Race State	Finished

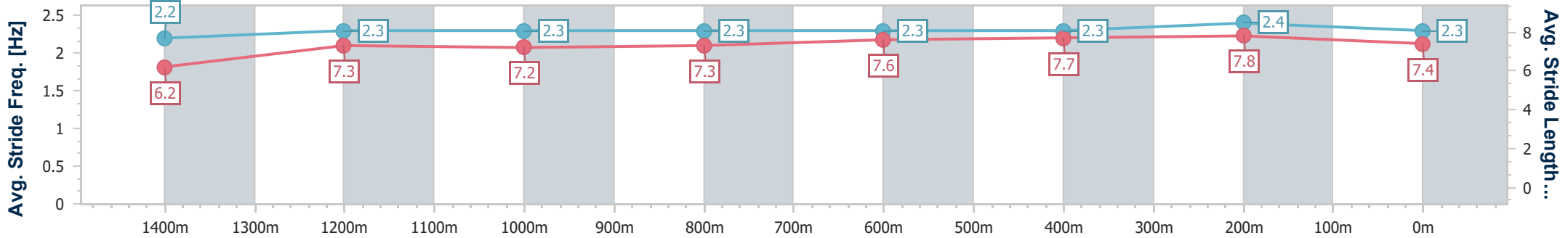
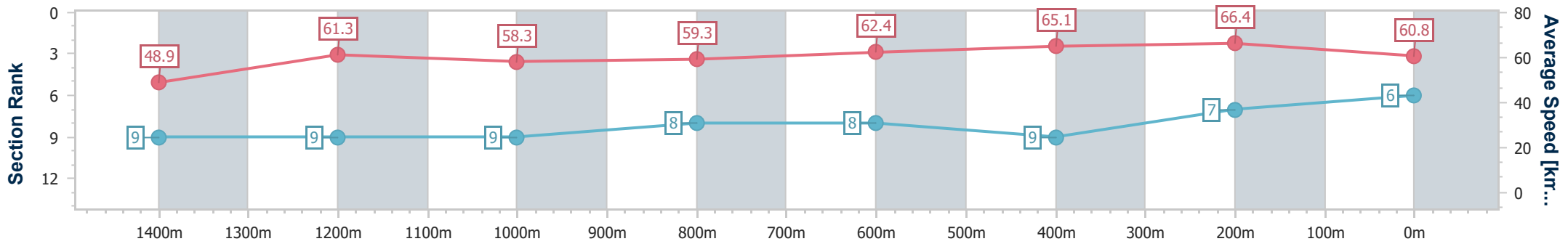


Eagle Farm QLD Professional  
 Race 6: SEVEN MEMBERS MILE - 1600m  
 21 December 2024 - 15:13  
 Track Rating: Good 4, Weather: Fine, Rail Position: +4.5m Entire



BRISBANE  
RACING CLUB

Section	Overall	1400m	1200m	1000m	800m	600m	400m	200m
Section Times	1:36.67 [6] (0:14.78)	1:21.89 [9] (0:11.81)	1:10.08 [9] (0:12.35)	0:57.73 [9] (0:12.29)	0:45.44 [8] (0:11.55)	0:33.89 [8] (0:11.17)	0:22.72 [9] (0:10.87)	0:11.85 [7] (0:11.85)
Average Speed [km/h]	48.9	61.3	58.3	59.3	62.4	65.1	66.4	60.8
Top Speed [km/h]	61.2	63.2	60.2	60.2	64.1	66.3	67.3	64.5
Avg. Dist. to Rail [m]	10.1	2.6	2.6	2.8	0.6	2.0	8.0	7.9
Avg. Stride Freq. [Hz]	2.2	2.3	2.3	2.3	2.3	2.3	2.4	2.3
Avg. Stride Length [m]	6.2	7.3	7.2	7.3	7.6	7.7	7.8	7.4



- [ ] Ranking at each section and finish
- .-.- No data available at this section
- NA No data available



Horse/Jockey Name	Koruto
Final Rank	7
Fastest Section Time (Section)	0:10.91 (400m)
Top Speed [km/h] (Section)	67.4 (600m)
Race State	Finished

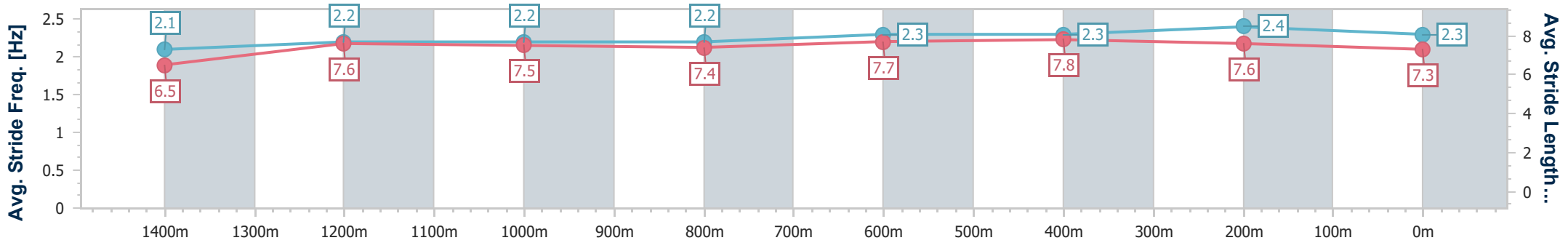
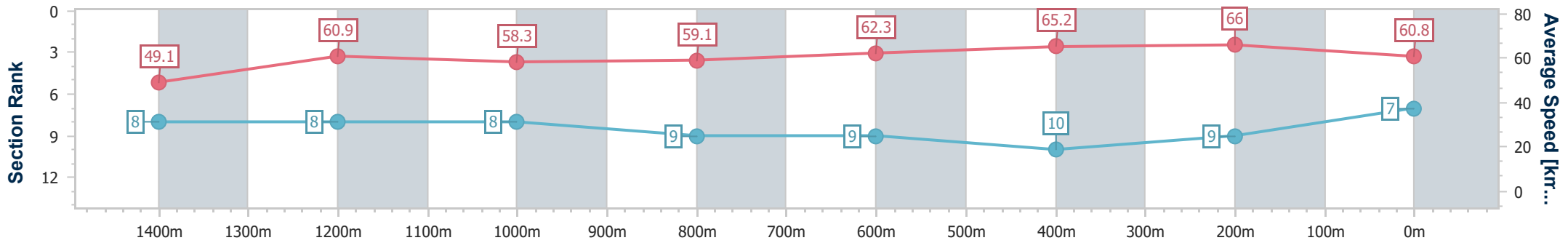


Eagle Farm QLD Professional  
 Race 6: SEVEN MEMBERS MILE - 1600m  
 21 December 2024 - 15:13  
 Track Rating: Good 4, Weather: Fine, Rail Position: +4.5m Entire



BRISBANE  
RACING CLUB

Section	Overall	1400m	1200m	1000m	800m	600m	400m	200m
Section Times	1:36.69 [7] (0:14.70)	1:21.99 [8] (0:11.85)	1:10.14 [8] (0:12.38)	0:57.76 [8] (0:12.33)	0:45.43 [9] (0:11.58)	0:33.85 [9] (0:11.12)	0:22.73 [10] (0:10.91)	0:11.82 [9] (0:11.82)
Average Speed [km/h]	49.1	60.9	58.3	59.1	62.3	65.2	66.0	60.8
Top Speed [km/h]	62.6	63.4	60.1	60.5	64.4	67.4	67.4	64.2
Avg. Dist. to Rail [m]	10.2	2.5	2.8	2.0	0.4	1.1	4.3	5.8
Avg. Stride Freq. [Hz]	2.1	2.2	2.2	2.2	2.3	2.3	2.4	2.3
Avg. Stride Length [m]	6.5	7.6	7.5	7.4	7.7	7.8	7.6	7.3



- [ ] Ranking at each section and finish
- .-.-.- No data available at this section
- NA No data available



Horse/Jockey Name	Cashin' Chex
Final Rank	8
Fastest Section Time (Section)	0:11.24 (400m)
Top Speed [km/h] (Section)	66.2 (600m)
Race State	Finished

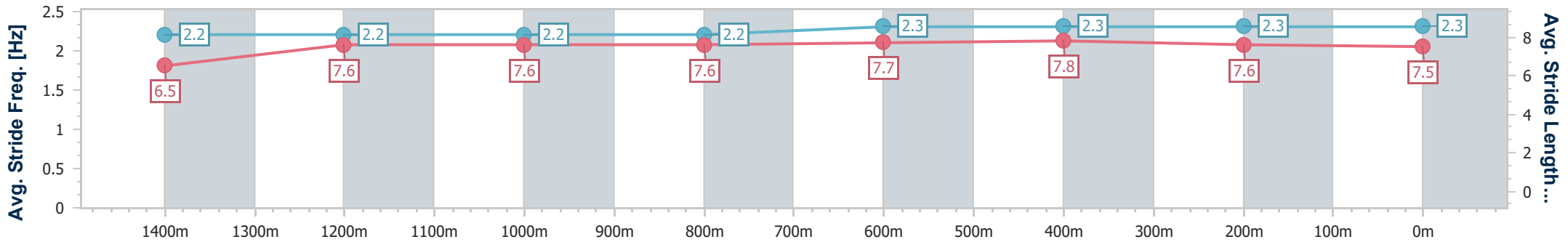
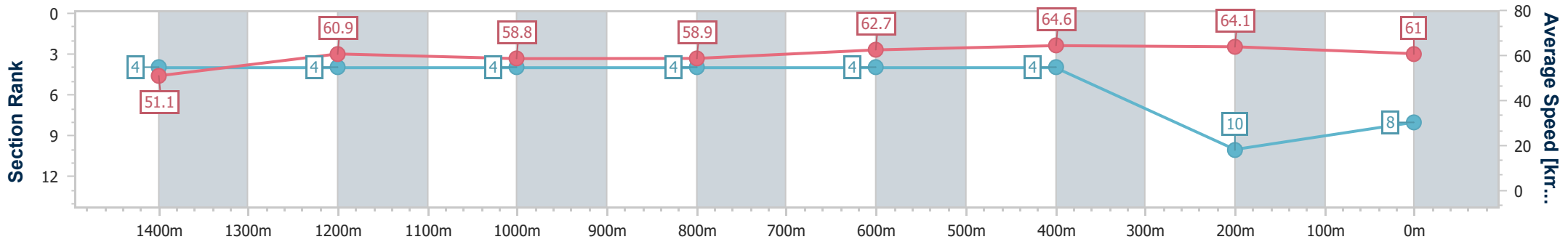


Eagle Farm QLD Professional  
 Race 6: SEVEN MEMBERS MILE - 1600m  
 21 December 2024 - 15:13  
 Track Rating: Good 4, Weather: Fine, Rail Position: +4.5m Entire



BRISBANE  
 RACING CLUB

Section	Overall	1400m	1200m	1000m	800m	600m	400m	200m
Section Times	1:36.75 [8] (0:14.11)	1:22.64 [4] (0:11.88)	1:10.76 [4] (0:12.28)	0:58.48 [4] (0:12.41)	0:46.07 [4] (0:11.64)	0:34.43 [4] (0:11.36)	0:23.07 [4] (0:11.24)	0:11.83 [10] (0:11.83)
Average Speed [km/h]	51.1	60.9	58.8	58.9	62.7	64.6	64.1	61.0
Top Speed [km/h]	64.2	63.6	60.0	61.5	64.2	66.2	65.5	63.1
Avg. Dist. to Rail [m]	7.2	2.6	3.4	3.2	2.8	4.3	8.1	6.8
Avg. Stride Freq. [Hz]	2.2	2.2	2.2	2.2	2.3	2.3	2.3	2.3
Avg. Stride Length [m]	6.5	7.6	7.6	7.6	7.7	7.8	7.6	7.5



- [ ] Ranking at each section and finish
- .-.-.- No data available at this section
- NA No data available



Horse/Jockey Name	Sweet Mercy
Final Rank	9
Fastest Section Time (Section)	0:10.98 (400m)
Top Speed [km/h] (Section)	66.6 (400m)
Race State	Finished



### Eagle Farm QLD Professional

Race 6: SEVEN MEMBERS MILE - 1600m

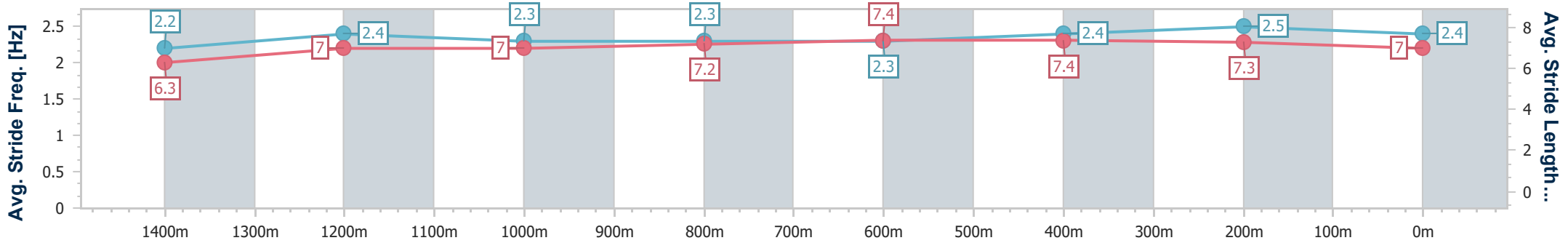
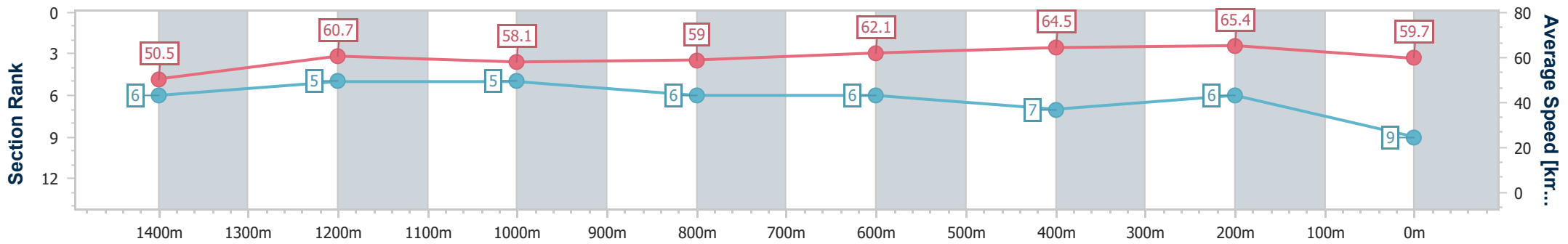
21 December 2024 - 15:13

Track Rating: Good 4, Weather: Fine, Rail Position: +4.5m Entire



BRISBANE RACING CLUB

Section	Overall	1400m	1200m	1000m	800m	600m	400m	200m
Section Times	1:36.88 [9] (0:14.28)	1:22.60 [6] (0:11.90)	1:10.70 [5] (0:12.38)	0:58.32 [5] (0:12.39)	0:45.93 [6] (0:11.64)	0:34.29 [6] (0:11.23)	0:23.06 [7] (0:10.98)	0:12.08 [6] (0:12.08)
Average Speed [km/h]	50.5	60.7	58.1	59.0	62.1	64.5	65.4	59.7
Top Speed [km/h]	63.7	63.5	59.7	60.7	63.8	65.5	66.6	63.1
Avg. Dist. to Rail [m]	5.0	2.2	2.7	2.6	1.2	0.7	2.1	2.8
Avg. Stride Freq. [Hz]	2.2	2.4	2.3	2.3	2.3	2.4	2.5	2.4
Avg. Stride Length [m]	6.3	7.0	7.0	7.2	7.4	7.4	7.3	7.0



- [ ] Ranking at each section and finish
- .-.- No data available at this section
- NA No data available





Horse/Jockey Name	Encoder
Final Rank	10
Fastest Section Time (Section)	0:11.12 (400m)
Top Speed [km/h] (Section)	66.8 (600m)
Race State	Finished



### Eagle Farm QLD Professional

Race 6: SEVEN MEMBERS MILE - 1600m

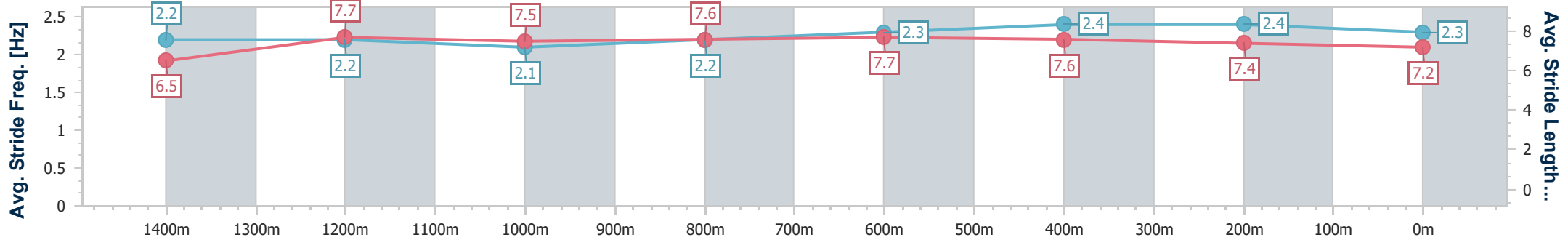
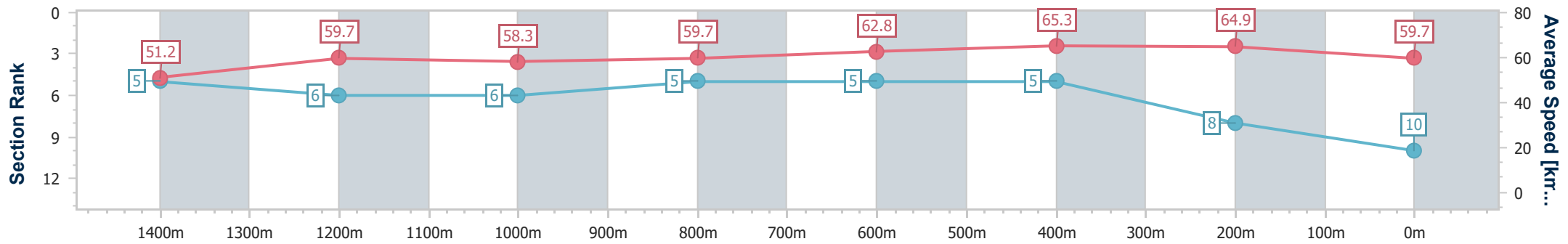
21 December 2024 - 15:13

Track Rating: Good 4, Weather: Fine, Rail Position: +4.5m Entire



BRISBANE RACING CLUB

Section	Overall	1400m	1200m	1000m	800m	600m	400m	200m
Section Times	1:36.90 [10] (0:14.11)	1:22.79 [5] (0:12.12)	1:10.67 [6] (0:12.37)	0:58.30 [6] (0:12.32)	0:45.98 [5] (0:11.60)	0:34.38 [5] (0:11.21)	0:23.17 [5] (0:11.12)	0:12.05 [8] (0:12.05)
Average Speed [km/h]	51.2	59.7	58.3	59.7	62.8	65.3	64.9	59.7
Top Speed [km/h]	63.4	62.3	59.7	61.1	65.6	66.8	66.8	62.8
Avg. Dist. to Rail [m]	8.7	4.1	4.7	3.8	2.6	3.7	8.5	7.4
Avg. Stride Freq. [Hz]	2.2	2.2	2.1	2.2	2.3	2.4	2.4	2.3
Avg. Stride Length [m]	6.5	7.7	7.5	7.6	7.7	7.6	7.4	7.2



- [ ] Ranking at each section and finish
- .-.- No data available at this section
- NA No data available



# Eagle Farm QLD Professional

## Race 7: MAGIC MILLIONS B.J. MCLACHLAN STAKES - 1200m

21 December 2024 - 15:48



BRISBANE  
RACING CLUB

Track Rating: Good 4, Weather: Fine, Rail Position: +4.5m Entire

Section		Overall	1000m	800m	600m	400m	200m	Last 600m					
Field Times		1:10.85 (0:13.08)	0:57.77 (0:11.14)	0:46.63 (0:11.35)	0:35.28 (0:11.57)	0:23.71 (0:11.49)	0:12.22 (0:12.22)	0:35.28					
Rank	TAB Horse/Jockey	Barrier	Top Speed [km/h]	Fastest Section							Margin	Distance Travelled [m]	
1	9 ICARIAN DREAM Jason Collett	12	67.2 Overall	0:11.10 400m	1:10.85 [1] (0:13.58)	0:57.27 [8] (0:11.28)	0:45.99 [9] (0:11.35)	0:34.64 [8] (0:11.32)	0:23.32 [7] (0:11.10)	0:12.22 [1] (0:12.22)	1:10.85	0:34.64	
2	6 COOL ARCHIE Martin Harley	13	68.0 1000m	0:11.20 1000m	1:11.11 [2] (0:13.36)	0:57.75 [5] (0:11.20)	0:46.55 [5] (0:11.36)	0:35.19 [5] (0:11.48)	0:23.71 [3] (0:11.38)	0:12.33 [3] (0:12.33)	1.53L	0:35.19	+5
3	10 THE PLAYWRIGHT Regan Bayliss	8	68.9 Overall	0:11.15 1000m	1:11.13 [3] (0:13.08)	0:58.05 [1] (0:11.15)	0:46.90 [2] (0:11.34)	0:35.56 [1] (0:11.66)	0:23.90 [2] (0:11.46)	0:12.44 [2] (0:12.44)	1.61L	0:35.56	-5
4	1 SECRET SORT Vlad Duric	9	68.6 Overall	0:11.28 1000m	1:11.31 [4] (0:13.17)	0:58.14 [2] (0:11.28)	0:46.86 [4] (0:11.40)	0:35.46 [4] (0:11.55)	0:23.91 [3] (0:11.48)	0:12.43 [4] (0:12.43)	2.71L	0:35.46	+0
5	3 THE BEAR Justin Stanley	2	66.0 1000m	0:11.22 1000m	1:11.38 [5] (0:13.48)	0:57.90 [7] (0:11.22)	0:46.68 [7] (0:11.35)	0:35.33 [7] (0:11.43)	0:23.90 [6] (0:11.55)	0:12.35 [5] (0:12.35)	3.09L	0:35.33	-4
6	4 MORTAL HALO Jag Guthmann-Chester	7	67.4 Overall	0:11.27 1000m	1:11.61 [6] (0:13.58)	0:58.03 [9] (0:11.27)	0:46.76 [8] (0:11.41)	0:35.35 [9] (0:11.51)	0:23.84 [10] (0:11.27)	0:12.57 [6] (0:12.57)	4.45L	0:35.35	+1
7	11 CUDDLES FOR KIMMY Mark Du Plessis	5	67.8 Overall	0:11.26 1000m	1:11.71 [7] (0:13.36)	0:58.35 [6] (0:11.26)	0:47.09 [6] (0:11.43)	0:35.66 [6] (0:11.51)	0:24.15 [8] (0:11.49)	0:12.66 [7] (0:12.66)	5.05L	0:35.66	+1
8	5 ARTISTIC ENDEAVOUR Cejay Graham	1	65.5 1000m	0:11.22 1000m	1:11.73 [8] (0:13.86)	0:57.87 [10] (0:11.22)	0:46.65 [11] (0:11.45)	0:35.20 [12] (0:11.40)	0:23.80 [12] (0:11.43)	0:12.37 [8] (0:12.37)	5.18L	0:35.20	-3
9	13 ZOU ZOU JENNIKA Taylor Marshall	14	66.5 1000m	0:11.10 1000m	1:11.99 [9] (0:14.35)	0:57.64 [14] (0:11.10)	0:46.54 [13] (0:11.30)	0:35.24 [13] (0:11.30)	0:23.94 [13] (0:11.47)	0:12.47 [11] (0:12.47)	6.7L	0:35.24	-1
10	7 DESTINY'S SUMMIT Robbie Dolan	11	67.7 1000m	0:11.07 1000m	1:12.16 [10] (0:14.00)	0:58.16 [11] (0:11.07)	0:47.09 [10] (0:11.32)	0:35.77 [10] (0:11.36)	0:24.41 [9] (0:11.65)	0:12.76 [9] (0:12.76)	7.69L	0:35.77	-1

Scratched: Lockyer (#2), Southern Prince (#16), Torque To Be Sure (#17)

[ ] Ranking at each section and finish  
 -:-:- No data available at this section  
 NA No data available

SCN Saddle cloth number  
 DNF Did not finish  
 DNT Did not track



# Eagle Farm QLD Professional

## Race 7: MAGIC MILLIONS B.J. MCLACHLAN STAKES - 1200m

21 December 2024 - 15:48



BRISBANE  
RACING CLUB

Track Rating: Good 4, Weather: Fine, Rail Position: +4.5m Entire

Section		Overall	1000m	800m	600m	400m	200m	Last 600m					
Field Times		1:10.85 (0:13.08)	0:57.77 (0:11.14)	0:46.63 (0:11.35)	0:35.28 (0:11.57)	0:23.71 (0:11.49)	0:12.22 (0:12.22)	0:35.28					
Rank	TAB Horse/Jockey	Barrier	Top Speed [km/h]	Fastest Section	Margin							Distance Travelled [m]	
11	12 EGYPTIAN GODDESS Samantha Collett	3	66.6 1000m	0:11.12 1000m	1:12.74 [11] (0:14.35)	0:58.39 [13] (0:11.12)	0:47.27 [14] (0:11.31)	0:35.96 [14] (0:11.39)	0:24.57 [14] (0:11.59)	0:12.98 [13] (0:12.98)	11.09L	0:35.96	-5
12	15 NEED FOR SPIETH Jake Bayliss	6	65.7 1000m	0:11.20 1000m	1:12.90 [12] (0:14.10)	0:58.80 [12] (0:11.20)	0:47.60 [12] (0:11.22)	0:36.38 [11] (0:11.38)	0:25.00 [11] (0:11.84)	0:13.16 [12] (0:13.16)	12.03L	0:36.38	-3
13	8 HI BARBIE Angela Jones	10	69.1 Overall	0:11.05 1000m	1:13.85 [13] (0:13.17)	1:00.68 [3] (0:11.05)	0:49.63 [1] (0:11.36)	0:38.27 [2] (0:11.56)	0:26.71 [1] (0:12.31)	0:14.40 [10] (0:14.40)	17.64L	0:38.27	+0
14	14 INSAIN LADY Luke Tarrant	4	68.1 Overall	0:11.11 1000m	1:14.14 [14] (0:13.34)	1:00.80 [4] (0:11.11)	0:49.69 [3] (0:11.33)	0:38.36 [3] (0:11.69)	0:26.67 [5] (0:12.48)	0:14.19 [14] (0:14.19)	19.33L	0:38.36	-7

Scratched: Lockyer (#2), Southern Prince (#16), Torque To Be Sure (#17)

[ ] Ranking at each section and finish  
 -:-:-:- No data available at this section  
 NA No data available

SCN Saddle cloth number  
 DNF Did not finish  
 DNT Did not track



Horse/Jockey Name	Icarian Dream
Final Rank	1
Fastest Section Time (Section)	0:11.10 (400m)
Top Speed [km/h] (Section)	67.2 (Overall)
Race State	Finished

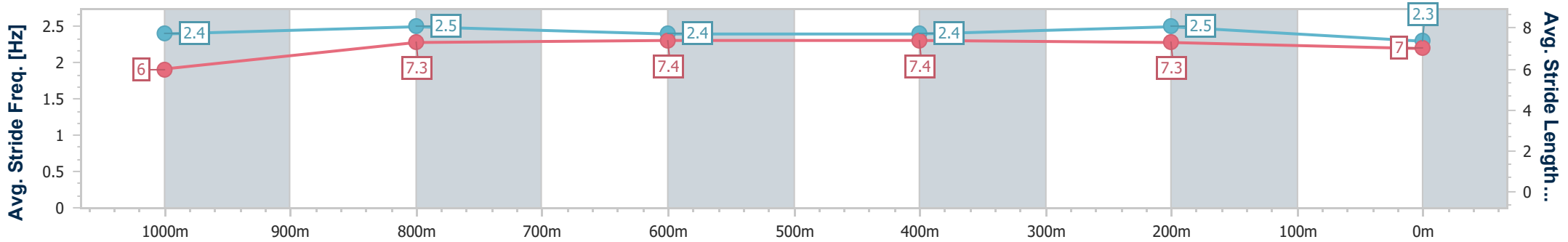
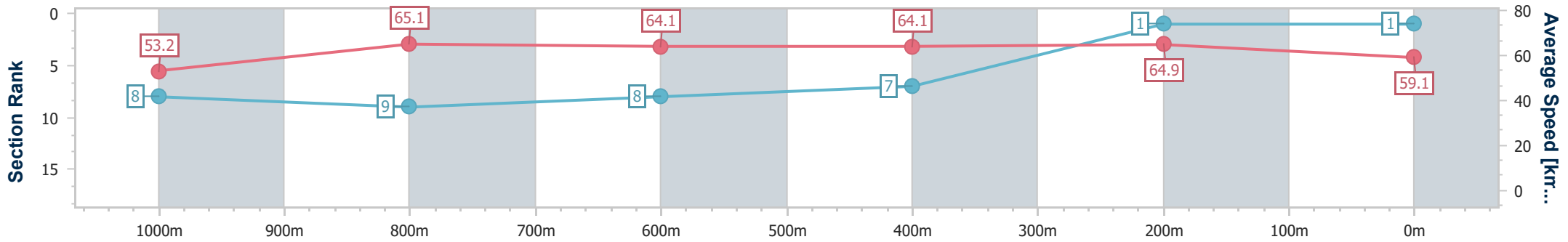


Eagle Farm QLD Professional  
 Race 7: MAGIC MILLIONS B.J. MCLACHLAN STAKES - 1200m  
 21 December 2024 - 15:48  
 Track Rating: Good 4, Weather: Fine, Rail Position: +4.5m Entire



BRISBANE  
RACING CLUB

Section	Overall	1000m	800m	600m	400m	200m
Section Times	1:10.85 [1] (0:13.58)	0:57.27 [8] (0:11.28)	0:45.99 [9] (0:11.35)	0:34.64 [8] (0:11.32)	0:23.32 [7] (0:11.10)	0:12.22 [1] (0:12.22)
Average Speed [km/h]	53.2	65.1	64.1	64.1	64.9	59.1
Top Speed [km/h]	67.2	66.5	65.7	65.4	66.4	63.0
Avg. Dist. to Rail [m]	8.0	3.4	2.5	2.2	3.4	2.3
Avg. Stride Freq. [Hz]	2.4	2.5	2.4	2.4	2.5	2.3
Avg. Stride Length [m]	6.0	7.3	7.4	7.4	7.3	7.0



- [ ] Ranking at each section and finish
- .-.- No data available at this section
- NA No data available



Horse/Jockey Name	Cool Archie
Final Rank	2
Fastest Section Time (Section)	0:11.20 (1000m)
Top Speed [km/h] (Section)	68.0 (1000m)
Race State	Finished

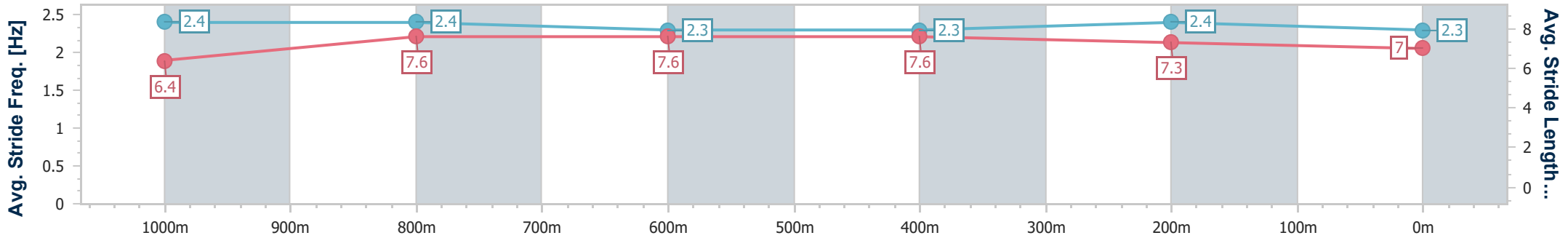
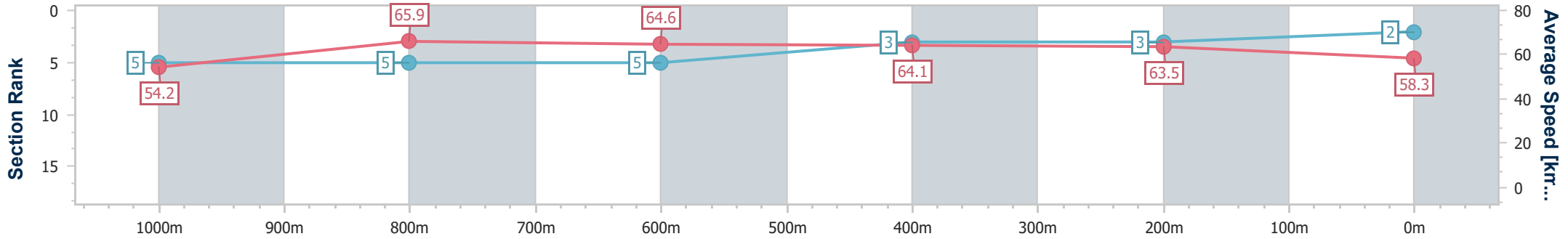


Eagle Farm QLD Professional  
 Race 7: MAGIC MILLIONS B.J. MCLACHLAN STAKES - 1200m  
 21 December 2024 - 15:48  
 Track Rating: Good 4, Weather: Fine, Rail Position: +4.5m Entire



BRISBANE  
RACING CLUB

Section	Overall	1000m	800m	600m	400m	200m
Section Times	1:11.11 [2] (0:13.36)	0:57.75 [5] (0:11.20)	0:46.55 [5] (0:11.36)	0:35.19 [5] (0:11.48)	0:23.71 [3] (0:11.38)	0:12.33 [3] (0:12.33)
Average Speed [km/h]	54.2	65.9	64.6	64.1	63.5	58.3
Top Speed [km/h]	67.6	68.0	66.3	65.0	65.0	60.9
Avg. Dist. to Rail [m]	10.6	5.3	4.2	4.4	5.0	3.9
Avg. Stride Freq. [Hz]	2.4	2.4	2.3	2.3	2.4	2.3
Avg. Stride Length [m]	6.4	7.6	7.6	7.6	7.3	7.0



- [ ] Ranking at each section and finish
- .-.- No data available at this section
- NA No data available



Horse/Jockey Name	The Playwright
Final Rank	3
Fastest Section Time (Section)	0:11.15 (1000m)
Top Speed [km/h] (Section)	68.9 (Overall)
Race State	Finished

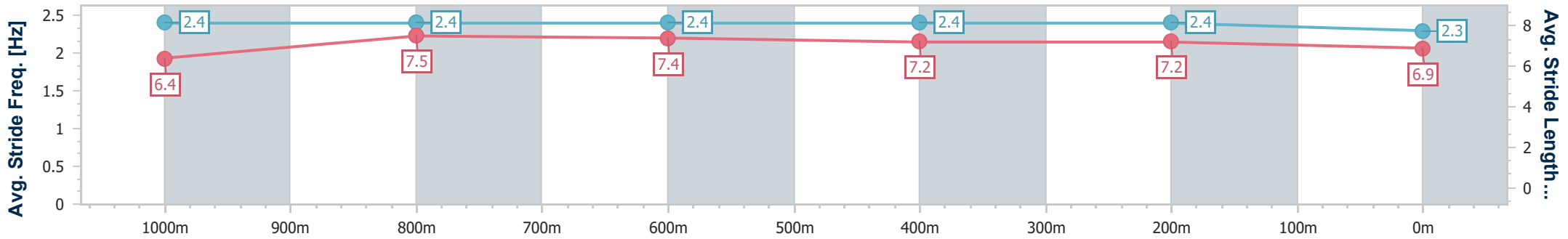
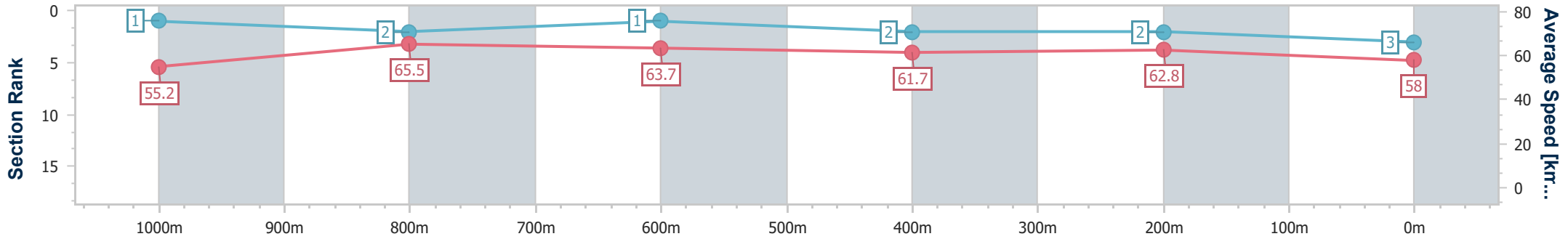


Eagle Farm QLD Professional  
 Race 7: MAGIC MILLIONS B.J. MCLACHLAN STAKES - 1200m  
 21 December 2024 - 15:48  
 Track Rating: Good 4, Weather: Fine, Rail Position: +4.5m Entire



BRISBANE  
 RACING CLUB

Section	Overall	1000m	800m	600m	400m	200m
Section Times	1:11.13 [3] (0:13.08)	0:58.05 [1] (0:11.15)	0:46.90 [2] (0:11.34)	0:35.56 [1] (0:11.66)	0:23.90 [2] (0:11.46)	0:12.44 [2] (0:12.44)
Average Speed [km/h]	55.2	65.5	63.7	61.7	62.8	58.0
Top Speed [km/h]	68.9	67.9	65.7	63.2	63.7	61.9
Avg. Dist. to Rail [m]	5.5	2.9	0.9	0.4	2.5	1.5
Avg. Stride Freq. [Hz]	2.4	2.4	2.4	2.4	2.4	2.3
Avg. Stride Length [m]	6.4	7.5	7.4	7.2	7.2	6.9



- [ ] Ranking at each section and finish
- .-.- No data available at this section
- NA No data available



Horse/Jockey Name	Secret Sort
Final Rank	4
Fastest Section Time (Section)	0:11.28 (1000m)
Top Speed [km/h] (Section)	68.6 (Overall)
Race State	Finished

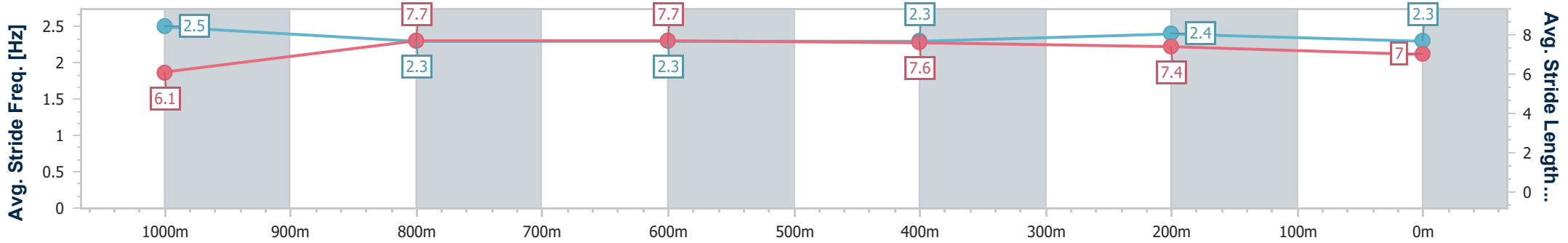
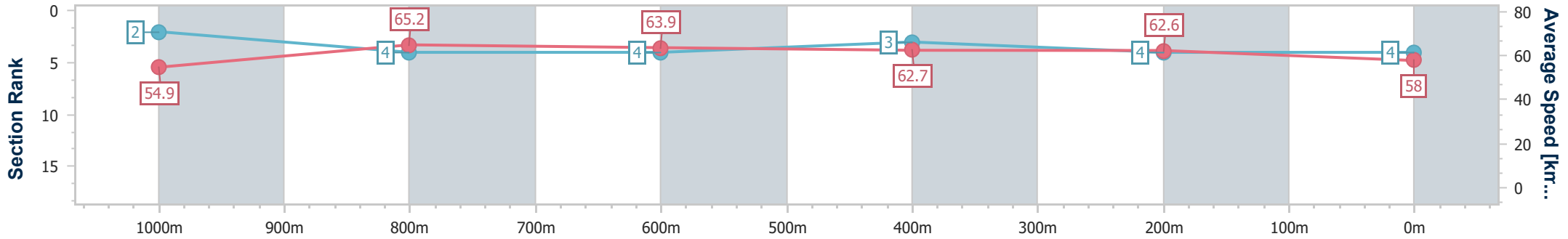


Eagle Farm QLD Professional  
 Race 7: MAGIC MILLIONS B.J. MCLACHLAN STAKES - 1200m  
 21 December 2024 - 15:48  
 Track Rating: Good 4, Weather: Fine, Rail Position: +4.5m Entire



BRISBANE  
RACING CLUB

Section	Overall	1000m	800m	600m	400m	200m
Section Times	1:11.31 [4] (0:13.17)	0:58.14 [2] (0:11.28)	0:46.86 [4] (0:11.40)	0:35.46 [4] (0:11.55)	0:23.91 [3] (0:11.48)	0:12.43 [4] (0:12.43)
Average Speed [km/h]	54.9	65.2	63.9	62.7	62.6	58.0
Top Speed [km/h]	68.6	66.9	65.1	63.6	64.7	61.4
Avg. Dist. to Rail [m]	7.5	4.7	2.3	1.0	0.5	1.0
Avg. Stride Freq. [Hz]	2.5	2.3	2.3	2.3	2.4	2.3
Avg. Stride Length [m]	6.1	7.7	7.7	7.6	7.4	7.0



- [ ] Ranking at each section and finish
- .-.- No data available at this section
- NA No data available



Horse/Jockey Name	The Bear
Final Rank	5
Fastest Section Time (Section)	0:11.22 (1000m)
Top Speed [km/h] (Section)	66.0 (1000m)
Race State	Finished

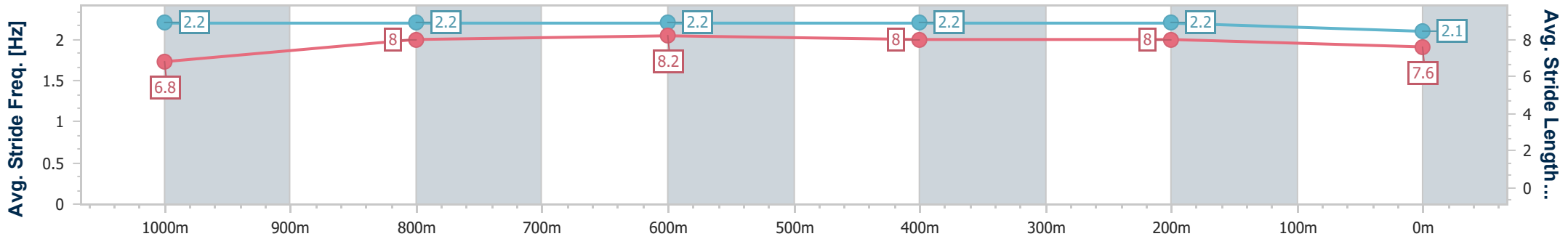
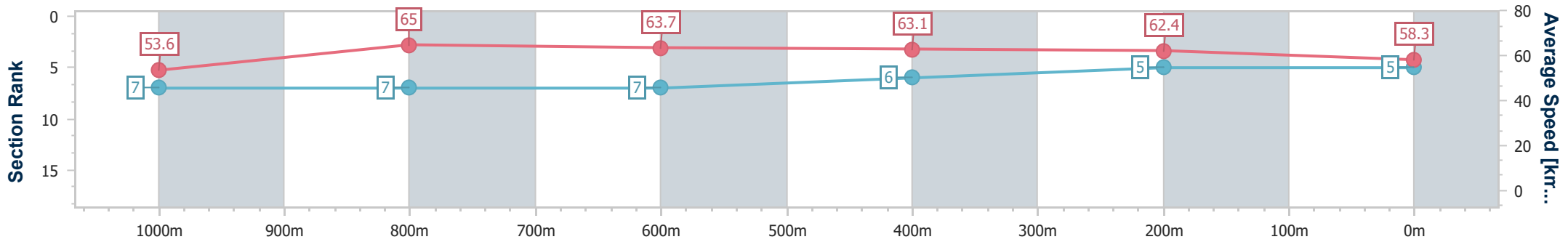


Eagle Farm QLD Professional  
 Race 7: MAGIC MILLIONS B.J. MCLACHLAN STAKES - 1200m  
 21 December 2024 - 15:48  
 Track Rating: Good 4, Weather: Fine, Rail Position: +4.5m Entire



BRISBANE  
 RACING CLUB

Section	Overall	1000m	800m	600m	400m	200m
Section Times	1:11.38 [5] (0:13.48)	0:57.90 [7] (0:11.22)	0:46.68 [7] (0:11.35)	0:35.33 [7] (0:11.43)	0:23.90 [6] (0:11.55)	0:12.35 [5] (0:12.35)
Average Speed [km/h]	53.6	65.0	63.7	63.1	62.4	58.3
Top Speed [km/h]	65.7	66.0	64.5	64.1	64.0	61.3
Avg. Dist. to Rail [m]	2.1	2.7	1.5	0.5	0.6	2.2
Avg. Stride Freq. [Hz]	2.2	2.2	2.2	2.2	2.2	2.1
Avg. Stride Length [m]	6.8	8.0	8.2	8.0	8.0	7.6



- [ ] Ranking at each section and finish
- .-.- No data available at this section
- NA No data available





Horse/Jockey Name	Mortal Halo
Final Rank	6
Fastest Section Time (Section)	0:11.27 (1000m)
Top Speed [km/h] (Section)	67.4 (Overall)
Race State	Finished

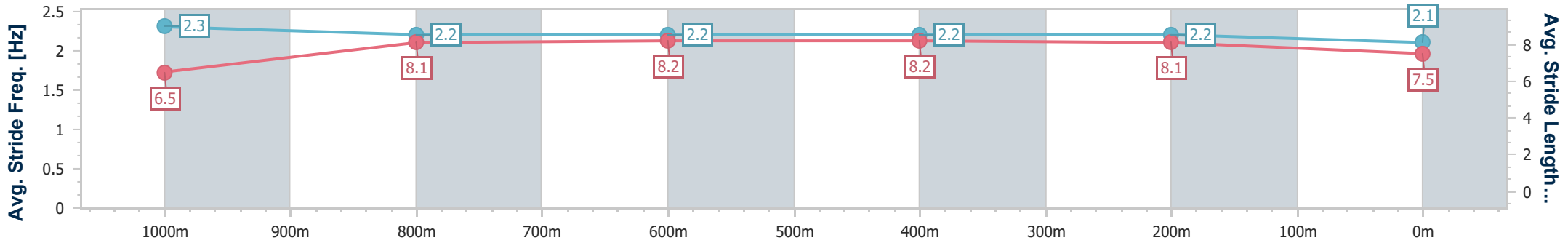
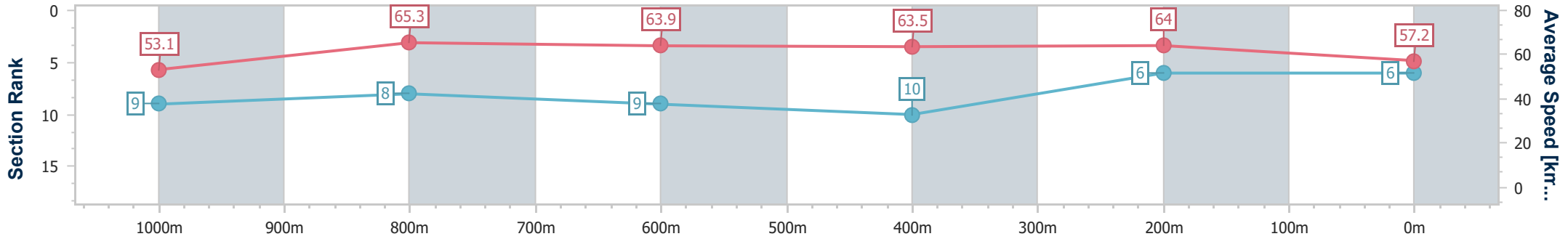


Eagle Farm QLD Professional  
 Race 7: MAGIC MILLIONS B.J. MCLACHLAN STAKES - 1200m  
 21 December 2024 - 15:48  
 Track Rating: Good 4, Weather: Fine, Rail Position: +4.5m Entire



BRISBANE  
 RACING CLUB

Section	Overall	1000m	800m	600m	400m	200m
Section Times	1:11.61 [6] (0:13.58)	0:58.03 [9] (0:11.27)	0:46.76 [8] (0:11.41)	0:35.35 [9] (0:11.51)	0:23.84 [10] (0:11.27)	0:12.57 [6] (0:12.57)
Average Speed [km/h]	53.1	65.3	63.9	63.5	64.0	57.2
Top Speed [km/h]	67.4	66.7	64.9	64.9	65.0	62.0
Avg. Dist. to Rail [m]	4.5	4.0	3.1	3.1	7.3	5.6
Avg. Stride Freq. [Hz]	2.3	2.2	2.2	2.2	2.2	2.1
Avg. Stride Length [m]	6.5	8.1	8.2	8.2	8.1	7.5



- [ ] Ranking at each section and finish
- .-.- No data available at this section
- NA No data available



Horse/Jockey Name	Cuddles For Kimmy
Final Rank	7
Fastest Section Time (Section)	0:11.26 (1000m)
Top Speed [km/h] (Section)	67.8 (Overall)
Race State	Finished

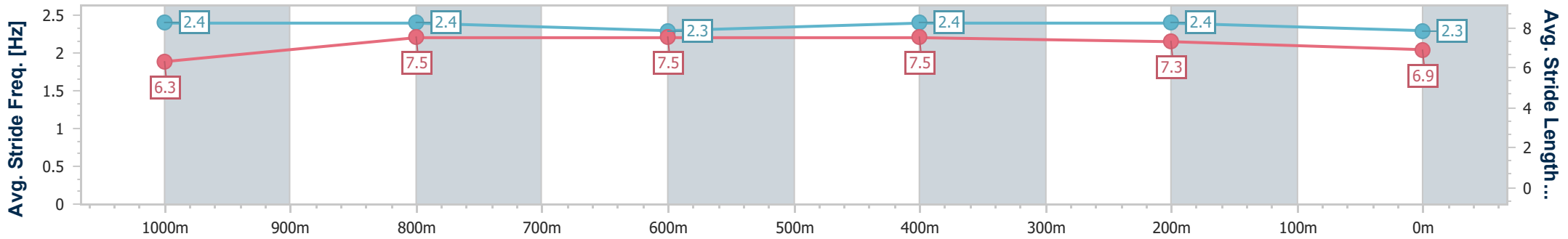
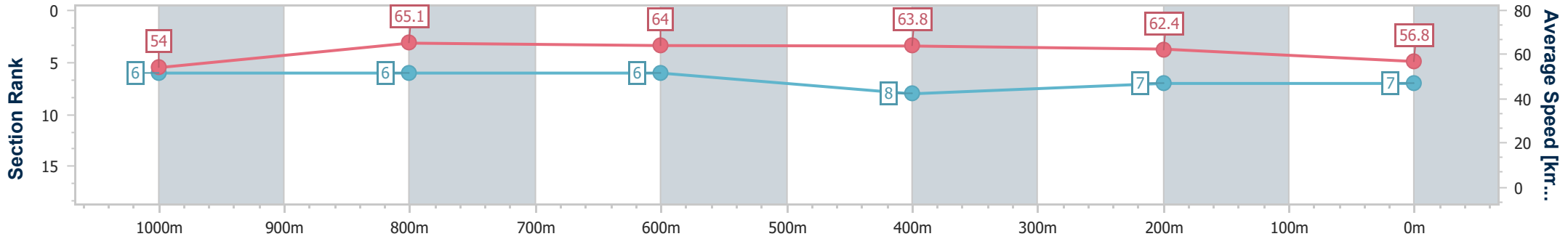


Eagle Farm QLD Professional  
 Race 7: MAGIC MILLIONS B.J. MCLACHLAN STAKES - 1200m  
 21 December 2024 - 15:48  
 Track Rating: Good 4, Weather: Fine, Rail Position: +4.5m Entire



BRISBANE  
 RACING CLUB

Section	Overall	1000m	800m	600m	400m	200m
Section Times	1:11.71 [7] (0:13.36)	0:58.35 [6] (0:11.26)	0:47.09 [6] (0:11.43)	0:35.66 [6] (0:11.51)	0:24.15 [8] (0:11.49)	0:12.66 [7] (0:12.66)
Average Speed [km/h]	54.0	65.1	64.0	63.8	62.4	56.8
Top Speed [km/h]	67.8	66.6	65.4	65.0	64.7	60.3
Avg. Dist. to Rail [m]	2.9	3.7	3.8	3.2	3.3	0.9
Avg. Stride Freq. [Hz]	2.4	2.4	2.3	2.4	2.4	2.3
Avg. Stride Length [m]	6.3	7.5	7.5	7.5	7.3	6.9



- [ ] Ranking at each section and finish
- .-.- No data available at this section
- NA No data available



Horse/Jockey Name	Artistic Endeavour
Final Rank	8
Fastest Section Time (Section)	0:11.22 (1000m)
Top Speed [km/h] (Section)	65.5 (1000m)
Race State	Finished

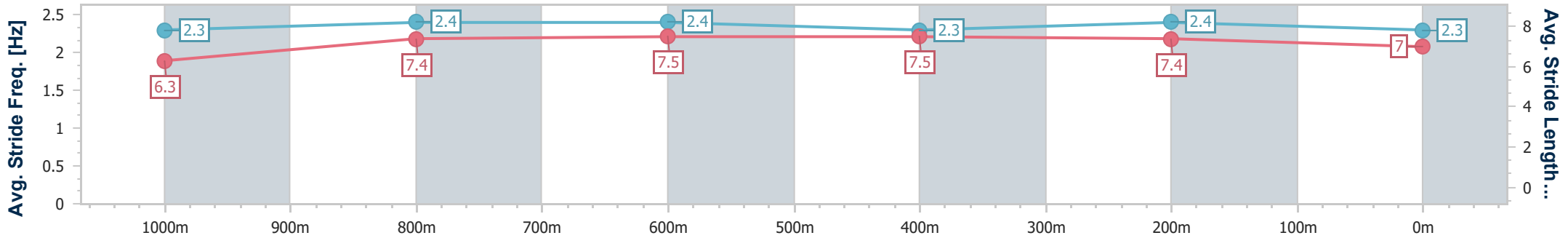
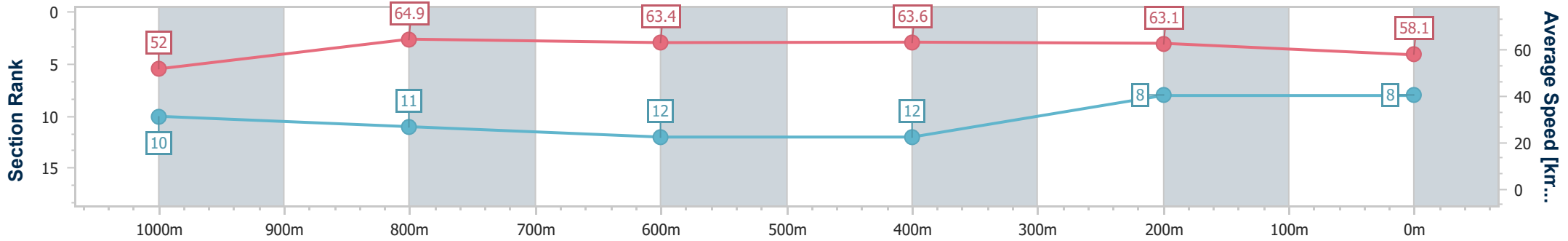


Eagle Farm QLD Professional  
 Race 7: MAGIC MILLIONS B.J. MCLACHLAN STAKES - 1200m  
 21 December 2024 - 15:48  
 Track Rating: Good 4, Weather: Fine, Rail Position: +4.5m Entire



BRISBANE  
 RACING CLUB

Section	Overall	1000m	800m	600m	400m	200m
Section Times	1:11.73 [8] (0:13.86)	0:57.87 [10] (0:11.22)	0:46.65 [11] (0:11.45)	0:35.20 [12] (0:11.40)	0:23.80 [12] (0:11.43)	0:12.37 [8] (0:12.37)
Average Speed [km/h]	52.0	64.9	63.4	63.6	63.1	58.1
Top Speed [km/h]	65.0	65.5	64.4	64.3	64.7	60.6
Avg. Dist. to Rail [m]	1.5	2.7	1.8	1.3	5.4	5.3
Avg. Stride Freq. [Hz]	2.3	2.4	2.4	2.3	2.4	2.3
Avg. Stride Length [m]	6.3	7.4	7.5	7.5	7.4	7.0



- [ ] Ranking at each section and finish
- .-.- No data available at this section
- NA No data available



Horse/Jockey Name	Zou Zou Jennika
Final Rank	9
Fastest Section Time (Section)	0:11.10 (1000m)
Top Speed [km/h] (Section)	66.5 (1000m)
Race State	Finished

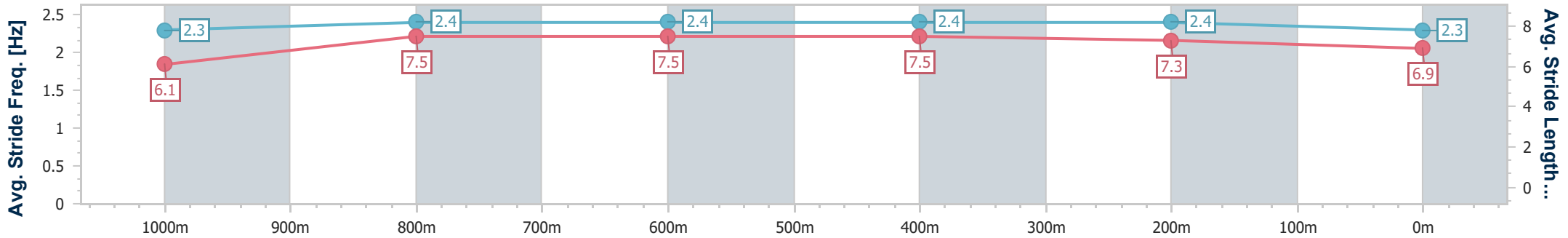
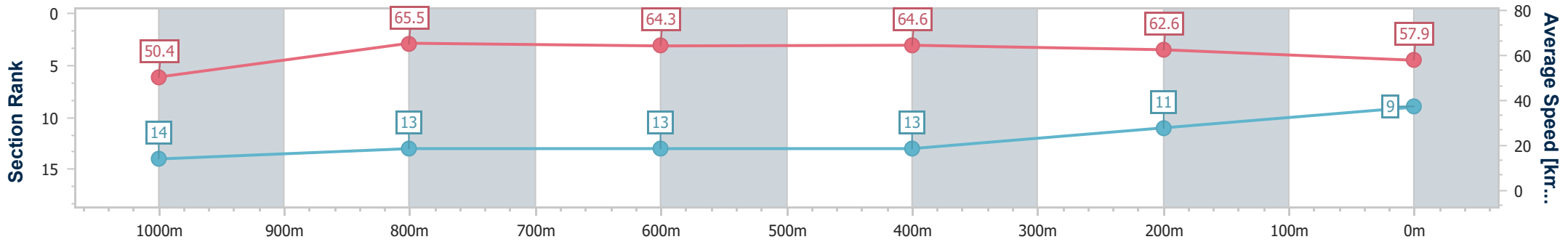


Eagle Farm QLD Professional  
 Race 7: MAGIC MILLIONS B.J. MCLACHLAN STAKES - 1200m  
 21 December 2024 - 15:48  
 Track Rating: Good 4, Weather: Fine, Rail Position: +4.5m Entire



BRISBANE  
 RACING CLUB

Section	Overall	1000m	800m	600m	400m	200m
Section Times	1:11.99 [9] (0:14.35)	0:57.64 [14] (0:11.10)	0:46.54 [13] (0:11.30)	0:35.24 [13] (0:11.30)	0:23.94 [13] (0:11.47)	0:12.47 [11] (0:12.47)
Average Speed [km/h]	50.4	65.5	64.3	64.6	62.6	57.9
Top Speed [km/h]	66.3	66.5	65.3	65.7	64.4	60.5
Avg. Dist. to Rail [m]	7.1	2.0	2.1	2.9	7.6	7.4
Avg. Stride Freq. [Hz]	2.3	2.4	2.4	2.4	2.4	2.3
Avg. Stride Length [m]	6.1	7.5	7.5	7.5	7.3	6.9



- [ ] Ranking at each section and finish
- .-.- No data available at this section
- NA No data available



Horse/Jockey Name	Destinys Summit
Final Rank	10
Fastest Section Time (Section)	0:11.07 (1000m)
Top Speed [km/h] (Section)	67.7 (1000m)
Race State	Finished

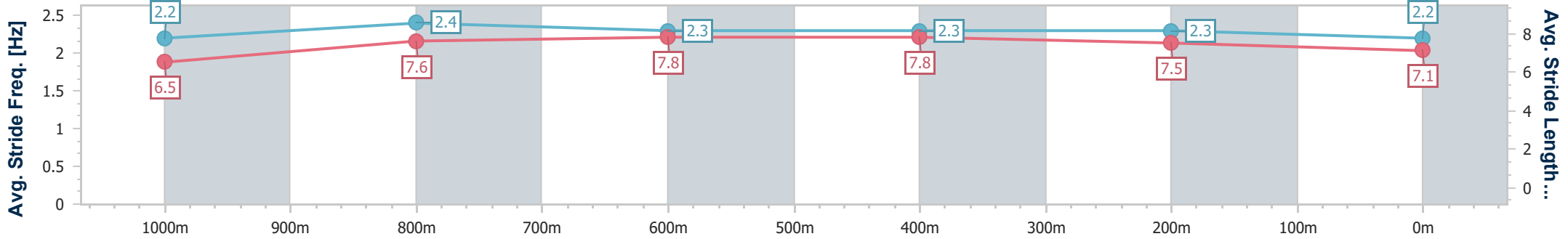
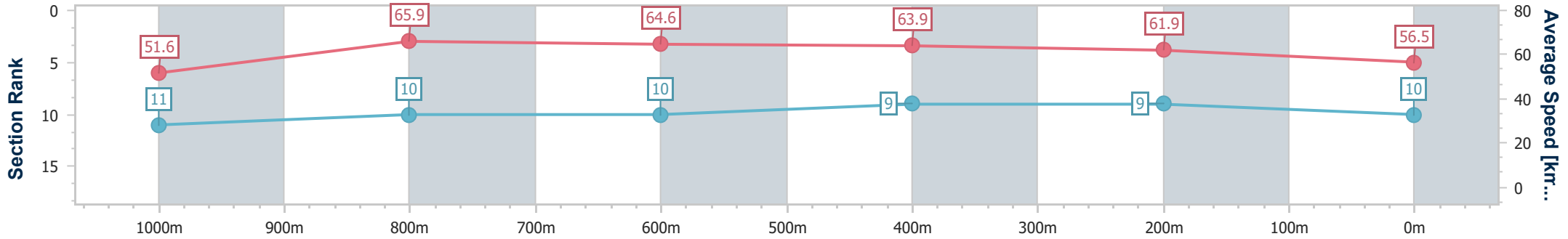


Eagle Farm QLD Professional  
 Race 7: MAGIC MILLIONS B.J. MCLACHLAN STAKES - 1200m  
 21 December 2024 - 15:48  
 Track Rating: Good 4, Weather: Fine, Rail Position: +4.5m Entire



BRISBANE  
 RACING CLUB

Section	Overall	1000m	800m	600m	400m	200m
Section Times	1:12.16 [10] (0:14.00)	0:58.16 [11] (0:11.07)	0:47.09 [10] (0:11.32)	0:35.77 [10] (0:11.36)	0:24.41 [9] (0:11.65)	0:12.76 [9] (0:12.76)
Average Speed [km/h]	51.6	65.9	64.6	63.9	61.9	56.5
Top Speed [km/h]	66.6	67.7	65.6	65.2	63.9	59.4
Avg. Dist. to Rail [m]	6.8	3.0	2.3	2.7	7.4	5.6
Avg. Stride Freq. [Hz]	2.2	2.4	2.3	2.3	2.3	2.2
Avg. Stride Length [m]	6.5	7.6	7.8	7.8	7.5	7.1



- [ ] Ranking at each section and finish
- .-.- No data available at this section
- NA No data available



Horse/Jockey Name	Egyptian Goddess
Final Rank	11
Fastest Section Time (Section)	0:11.12 (1000m)
Top Speed [km/h] (Section)	66.6 (1000m)
Race State	Finished

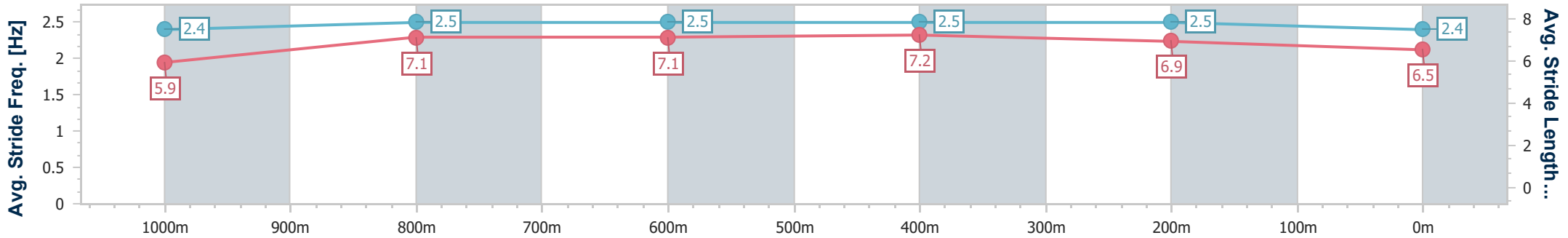
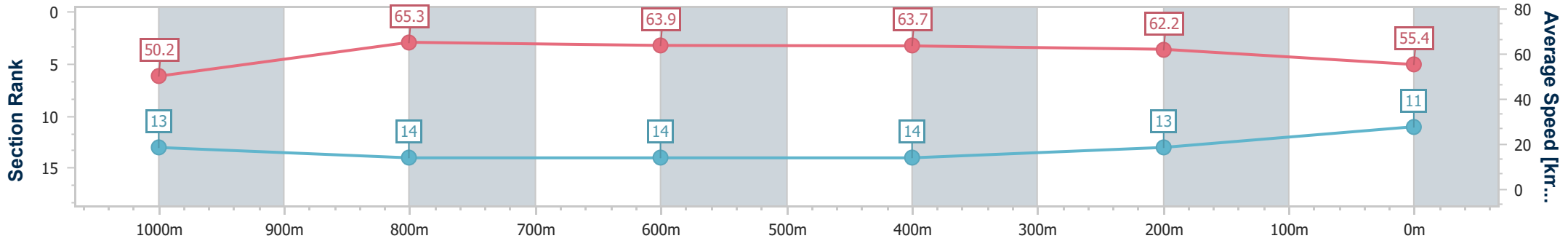


Eagle Farm QLD Professional  
 Race 7: MAGIC MILLIONS B.J. MCLACHLAN STAKES - 1200m  
 21 December 2024 - 15:48  
 Track Rating: Good 4, Weather: Fine, Rail Position: +4.5m Entire



BRISBANE  
 RACING CLUB

Section	Overall	1000m	800m	600m	400m	200m
Section Times	1:12.74 [11] (0:14.35)	0:58.39 [13] (0:11.12)	0:47.27 [14] (0:11.31)	0:35.96 [14] (0:11.39)	0:24.57 [14] (0:11.59)	0:12.98 [13] (0:12.98)
Average Speed [km/h]	50.2	65.3	63.9	63.7	62.2	55.4
Top Speed [km/h]	66.1	66.6	66.3	64.1	63.7	59.7
Avg. Dist. to Rail [m]	1.3	1.4	1.4	1.5	5.4	6.1
Avg. Stride Freq. [Hz]	2.4	2.5	2.5	2.5	2.5	2.4
Avg. Stride Length [m]	5.9	7.1	7.1	7.2	6.9	6.5



- [ ] Ranking at each section and finish
- .-.- No data available at this section
- NA No data available



Horse/Jockey Name	Need For Spieth
Final Rank	12
Fastest Section Time (Section)	0:11.20 (1000m)
Top Speed [km/h] (Section)	65.7 (1000m)
Race State	Finished

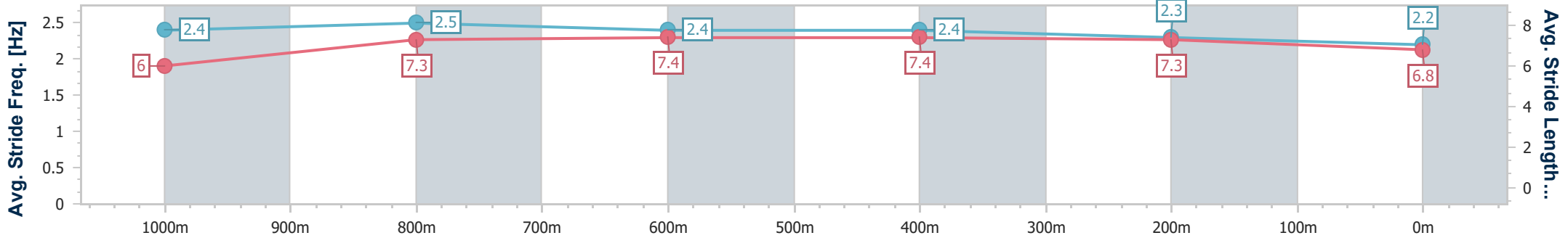
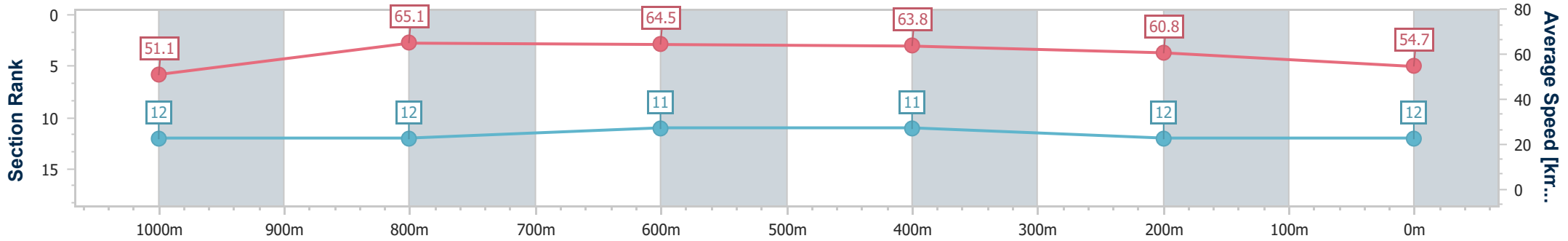


Eagle Farm QLD Professional  
 Race 7: MAGIC MILLIONS B.J. MCLACHLAN STAKES - 1200m  
 21 December 2024 - 15:48  
 Track Rating: Good 4, Weather: Fine, Rail Position: +4.5m Entire



BRISBANE  
 RACING CLUB

Section	Overall	1000m	800m	600m	400m	200m
Section Times	1:12.90 [12] (0:14.10)	0:58.80 [12] (0:11.20)	0:47.60 [12] (0:11.22)	0:36.38 [11] (0:11.38)	0:25.00 [11] (0:11.84)	0:13.16 [12] (0:13.16)
Average Speed [km/h]	51.1	65.1	64.5	63.8	60.8	54.7
Top Speed [km/h]	65.1	65.7	65.4	65.3	63.7	58.6
Avg. Dist. to Rail [m]	3.3	2.4	1.8	1.5	3.2	1.5
Avg. Stride Freq. [Hz]	2.4	2.5	2.4	2.4	2.3	2.2
Avg. Stride Length [m]	6.0	7.3	7.4	7.4	7.3	6.8



- [ ] Ranking at each section and finish
- .-.- No data available at this section
- NA No data available



Horse/Jockey Name	Hi Barbie
Final Rank	13
Fastest Section Time (Section)	0:11.05 (1000m)
Top Speed [km/h] (Section)	69.1 (Overall)
Race State	Finished

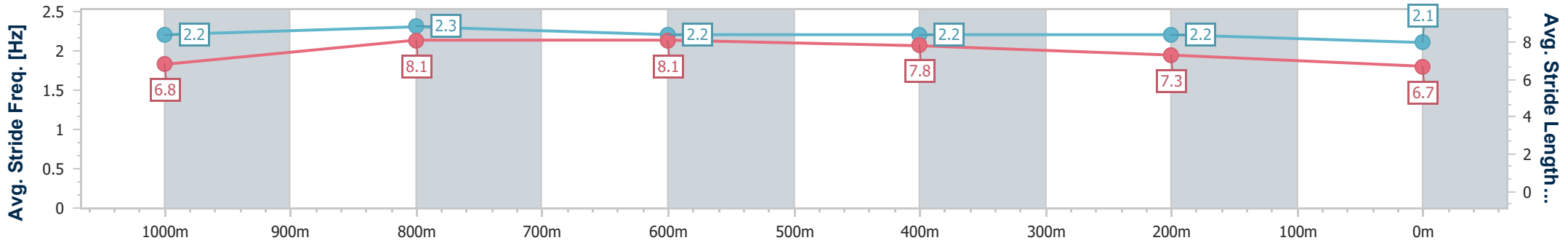
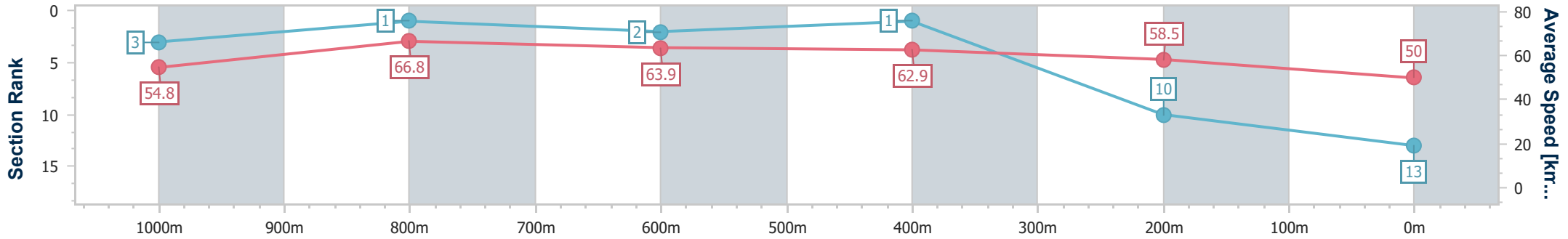


Eagle Farm QLD Professional  
 Race 7: MAGIC MILLIONS B.J. MCLACHLAN STAKES - 1200m  
 21 December 2024 - 15:48  
 Track Rating: Good 4, Weather: Fine, Rail Position: +4.5m Entire



BRISBANE  
RACING CLUB

Section	Overall	1000m	800m	600m	400m	200m
Section Times	1:13.85 [13] (0:13.17)	1:00.68 [3] (0:11.05)	0:49.63 [1] (0:11.36)	0:38.27 [2] (0:11.56)	0:26.71 [1] (0:12.31)	0:14.40 [10] (0:14.40)
Average Speed [km/h]	54.8	66.8	63.9	62.9	58.5	50.0
Top Speed [km/h]	69.1	68.6	64.8	63.5	61.8	55.0
Avg. Dist. to Rail [m]	7.3	4.2	2.5	2.0	2.8	1.3
Avg. Stride Freq. [Hz]	2.2	2.3	2.2	2.2	2.2	2.1
Avg. Stride Length [m]	6.8	8.1	8.1	7.8	7.3	6.7



- [ ] Ranking at each section and finish
- .-.- No data available at this section
- NA No data available





Horse/Jockey Name	Insain Lady
Final Rank	14
Fastest Section Time (Section)	0:11.11 (1000m)
Top Speed [km/h] (Section)	68.1 (Overall)
Race State	Finished



### Eagle Farm QLD Professional

Race 7: MAGIC MILLIONS B.J. MCLACHLAN STAKES - 1200m

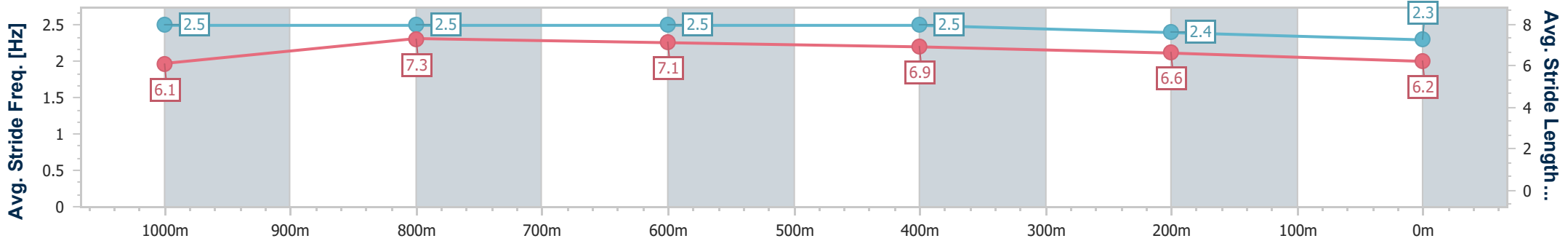
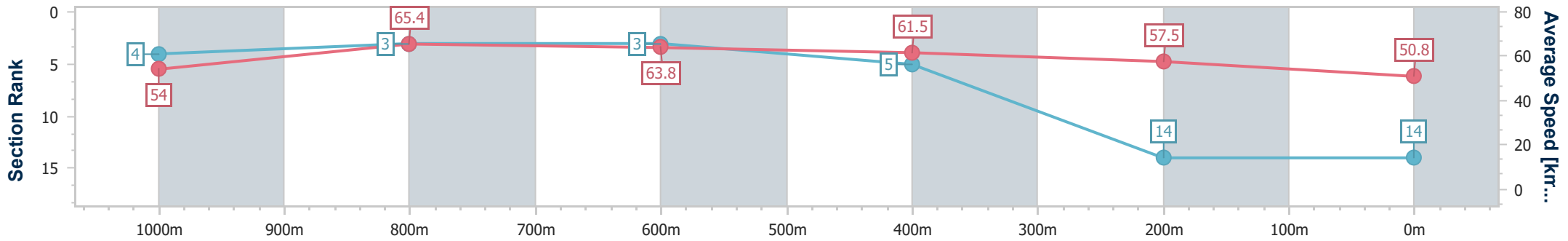
21 December 2024 - 15:48

Track Rating: Good 4, Weather: Fine, Rail Position: +4.5m Entire



BRISBANE RACING CLUB

Section	Overall	1000m	800m	600m	400m	200m
Section Times	1:14.14 [14] (0:13.34)	1:00.80 [4] (0:11.11)	0:49.69 [3] (0:11.33)	0:38.36 [3] (0:11.69)	0:26.67 [5] (0:12.48)	0:14.19 [14] (0:14.19)
Average Speed [km/h]	54.0	65.4	63.8	61.5	57.5	50.8
Top Speed [km/h]	68.1	66.6	64.9	62.8	60.2	54.9
Avg. Dist. to Rail [m]	3.0	1.9	0.5	0.5	0.5	0.8
Avg. Stride Freq. [Hz]	2.5	2.5	2.5	2.5	2.4	2.3
Avg. Stride Length [m]	6.1	7.3	7.1	6.9	6.6	6.2



- [ ] Ranking at each section and finish
- .-.- No data available at this section
- NA No data available



# Eagle Farm QLD Professional

## Race 8: MAGIC MILLIONS FALVELON - 1200m

21 December 2024 - 16:32



BRISBANE  
RACING CLUB

Track Rating: Good 4, Weather: Fine, Rail Position: +4.5m Entire

Section		Overall										Last 600m	
Field Times		1:09.24										0:34.47	
		(0:12.86)											
		1000m											
		0:56.38											
		(0:10.77)											
		800m											
		0:45.61											
		(0:11.14)											
		600m											
		0:34.47											
		(0:11.20)											
		400m											
		0:23.27											
		(0:11.17)											
		200m											
		0:12.10											
		(0:12.10)											
Rank	TAB	Horse/Jockey	Barrier	Top Speed [km/h]	Fastest Section	Overall	1000m	800m	600m	400m	200m	Margin	Distance Travelled [m]
1	4	CANNONBALL	5	69.4	0:10.79	1:09.24 [1]	0:55.80 [8]	0:45.01 [7]	0:34.02 [7]	0:22.97 [6]	0:12.10 [1]	1:09.24	0:34.02
		Martin Harley		1000m	1000m	(0:13.44)	(0:10.79)	(0:10.99)	(0:11.05)	(0:10.87)	(0:12.10)		
2	12	OUGHTON	8	69.0	0:10.87	1:09.26 [2]	0:55.72 [10]	0:44.85 [9]	0:33.93 [8]	0:22.86 [7]	0:11.96 [6]	0.09L	0:33.93 +1
		Robbie Dolan		1000m	1000m	(0:13.54)	(0:10.87)	(0:10.92)	(0:11.07)	(0:10.90)	(0:11.96)		
3	11	KING KAPA	7	69.3	0:11.02	1:09.27 [3]	0:56.32 [3]	0:45.27 [4]	0:34.22 [5]	0:23.08 [4]	0:12.06 [5]	0.18L	0:34.22 -8
		Cejay Graham		Overall	400m	(0:12.95)	(0:11.05)	(0:11.05)	(0:11.14)	(0:11.02)	(0:12.06)		
4	7	BOOM TORQUE	4	68.4	0:10.83	1:09.41 [4]	0:55.91 [9]	0:44.99 [10]	0:33.93 [12]	0:22.82 [10]	0:11.99 [8]	1.03L	0:33.93 -4
		Damien Thornton		1000m	400m	(0:13.50)	(0:10.92)	(0:11.06)	(0:11.11)	(0:10.83)	(0:11.99)		
5	8	NETTUNO	12	69.4	0:10.80	1:09.47 [5]	0:55.87 [11]	0:45.07 [8]	0:34.06 [10]	0:22.86 [11]	0:11.93 [10]	1.33L	0:34.06 +5
		Regan Bayliss		1000m	1000m	(0:13.60)	(0:10.80)	(0:11.01)	(0:11.20)	(0:10.93)	(0:11.93)		
6	1	ROTHFIRE	11	69.6	0:10.80	1:09.62 [6]	0:56.44 [5]	0:45.64 [3]	0:34.60 [4]	0:23.55 [3]	0:12.46 [4]	2.26L	0:34.60 +3
		Jason Collett		1000m	1000m	(0:13.18)	(0:10.80)	(0:11.04)	(0:11.05)	(0:11.09)	(0:12.46)		
7	2	ZARASTRO	9	70.9	0:10.68	1:09.70 [7]	0:56.75 [2]	0:46.07 [1]	0:34.93 [1]	0:23.70 [2]	0:12.55 [3]	2.68L	0:34.93 +3
		Angela Jones		1000m	1000m	(0:12.95)	(0:10.68)	(0:11.14)	(0:11.23)	(0:11.15)	(0:12.55)		
8	6	ALL THAT PIZZAZZ	3	69.7	0:10.81	1:09.78 [8]	0:56.52 [6]	0:45.71 [6]	0:34.58 [6]	0:23.35 [8]	0:12.40 [7]	3.16L	0:34.58 +6
		Emily Lang		1000m	1000m	(0:13.26)	(0:10.81)	(0:11.13)	(0:11.23)	(0:10.95)	(0:12.40)		
9	5	THE BIG GOODBYE	1	67.8	0:10.94	1:09.83 [9]	0:56.43 [7]	0:45.36 [11]	0:34.42 [9]	0:23.38 [9]	0:12.37 [9]	3.48L	0:34.42 -9
		Bailey Wheeler		800m	800m	(0:13.40)	(0:11.07)	(0:10.94)	(0:11.04)	(0:11.01)	(0:12.37)		
10	13	SINAWANN	6	68.6	0:10.83	1:09.95 [10]	0:56.25 [12]	0:45.42 [12]	0:34.50 [11]	0:23.33 [12]	0:12.18 [12]	4.16L	0:34.50 -5
		Luke Tarrant		1000m	1000m	(0:13.70)	(0:10.83)	(0:10.92)	(0:11.17)	(0:11.15)	(0:12.18)		

Scratched: Ned's Gully (#14), Garza Blanca (#10)

[ ] Ranking at each section and finish  
 -:-:- No data available at this section  
 NA No data available

SCN Saddle cloth number  
 DNF Did not finish  
 DNT Did not track



**Eagle Farm QLD Professional**  
**Race 8: MAGIC MILLIONS FALVELON - 1200m**  
**21 December 2024 - 16:32**



Track Rating: Good 4, Weather: Fine, Rail Position: +4.5m Entire

Section		Overall	1000m	800m	600m	400m	200m	Last 600m					
Field Times		1:09.24 (0:12.86)	0:56.38 (0:10.77)	0:45.61 (0:11.14)	0:34.47 (0:11.20)	0:23.27 (0:11.17)	0:12.10 (0:12.10)	0:34.47					
Rank	TAB Horse/Jockey	Barrier	Top Speed [km/h]	Fastest Section	Margin							Distance Travelled [m]	
11	9 HARRY'S BAR Mark Du Plessis	2	68.2 1000m	0:10.97 1000m	1:10.61 [11] (0:13.06)	0:57.55 [4] (0:10.97)	0:46.58 [5] (0:10.98)	0:35.60 [3] (0:11.24)	0:24.36 [5] (0:11.47)	0:12.89 [11] (0:12.89)	8.09L	0:35.60	-12
12	3 HIDDEN WEALTH Kyle Wilson-Taylor	10	70.5 Overall	0:10.91 1000m	1:10.84 [12] (0:12.86)	0:57.98 [1] (0:10.91)	0:47.07 [2] (0:11.07)	0:36.00 [2] (0:11.13)	0:24.87 [1] (0:11.17)	0:13.70 [2] (0:13.70)	9.43L	0:36.00	+4

Scratched: Ned's Gully (#14), Garza Blanca (#10)

[ ] Ranking at each section and finish  
 -:-:-:- No data available at this section  
 NA No data available

SCN Saddle cloth number  
 DNF Did not finish  
 DNT Did not track



Horse/Jockey Name	Cannonball
Final Rank	1
Fastest Section Time (Section)	0:10.79 (1000m)
Top Speed [km/h] (Section)	69.4 (1000m)
Race State	Finished

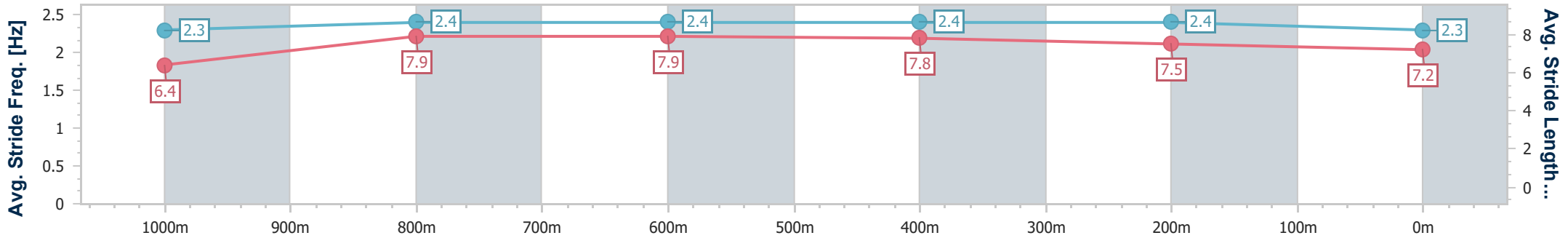
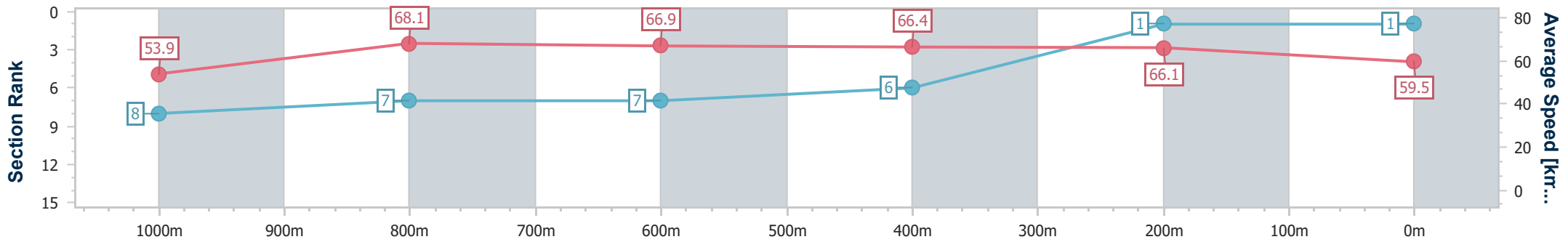


Eagle Farm QLD Professional  
 Race 8: MAGIC MILLIONS FALVELON - 1200m  
 21 December 2024 - 16:32  
 Track Rating: Good 4, Weather: Fine, Rail Position: +4.5m Entire



BRISBANE  
 RACING CLUB

Section	Overall	1000m	800m	600m	400m	200m
Section Times	1:09.24 [1] (0:13.44)	0:55.80 [8] (0:10.79)	0:45.01 [7] (0:10.99)	0:34.02 [7] (0:11.05)	0:22.97 [6] (0:10.87)	0:12.10 [1] (0:12.10)
Average Speed [km/h]	53.9	68.1	66.9	66.4	66.1	59.5
Top Speed [km/h]	69.0	69.4	67.7	67.7	68.0	63.5
Avg. Dist. to Rail [m]	4.7	4.6	4.4	3.8	8.5	7.0
Avg. Stride Freq. [Hz]	2.3	2.4	2.4	2.4	2.4	2.3
Avg. Stride Length [m]	6.4	7.9	7.9	7.8	7.5	7.2



- [ ] Ranking at each section and finish
- .-.- No data available at this section
- NA No data available



Horse/Jockey Name	Oughton
Final Rank	2
Fastest Section Time (Section)	0:10.87 (1000m)
Top Speed [km/h] (Section)	69.0 (1000m)
Race State	Finished

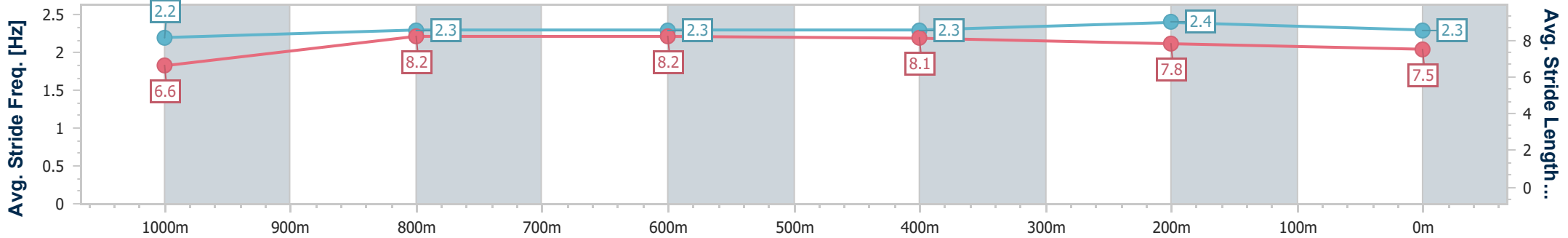
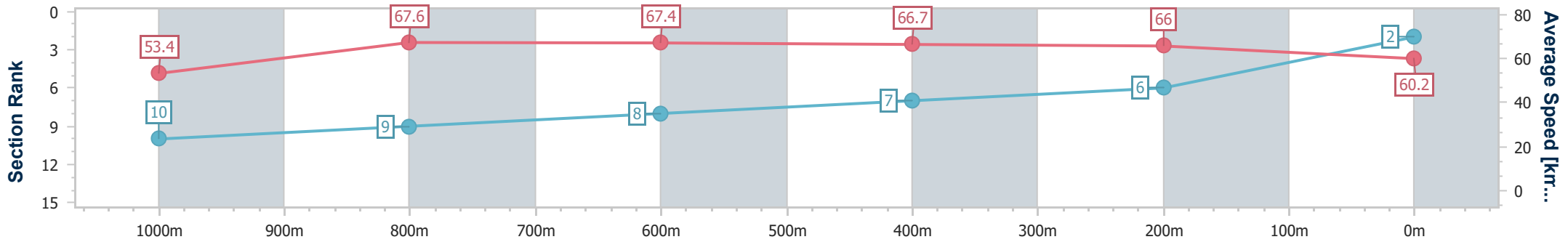


Eagle Farm QLD Professional  
 Race 8: MAGIC MILLIONS FALVELON - 1200m  
 21 December 2024 - 16:32  
 Track Rating: Good 4, Weather: Fine, Rail Position: +4.5m Entire



BRISBANE  
 RACING CLUB

Section	Overall	1000m	800m	600m	400m	200m
Section Times	1:09.26 [2] (0:13.54)	0:55.72 [10] (0:10.87)	0:44.85 [9] (0:10.92)	0:33.93 [8] (0:11.07)	0:22.86 [7] (0:10.90)	0:11.96 [6]
Average Speed [km/h]	53.4	67.6	67.4	66.7	66.0	60.2
Top Speed [km/h]	67.4	69.0	67.9	67.2	67.7	63.5
Avg. Dist. to Rail [m]	6.0	4.4	4.5	5.0	8.9	9.1
Avg. Stride Freq. [Hz]	2.2	2.3	2.3	2.3	2.4	2.3
Avg. Stride Length [m]	6.6	8.2	8.2	8.1	7.8	7.5



- [ ] Ranking at each section and finish
- .-.- No data available at this section
- NA No data available



Horse/Jockey Name	King Kapa
Final Rank	3
Fastest Section Time (Section)	0:11.02 (400m)
Top Speed [km/h] (Section)	69.3 (Overall)
Race State	Finished

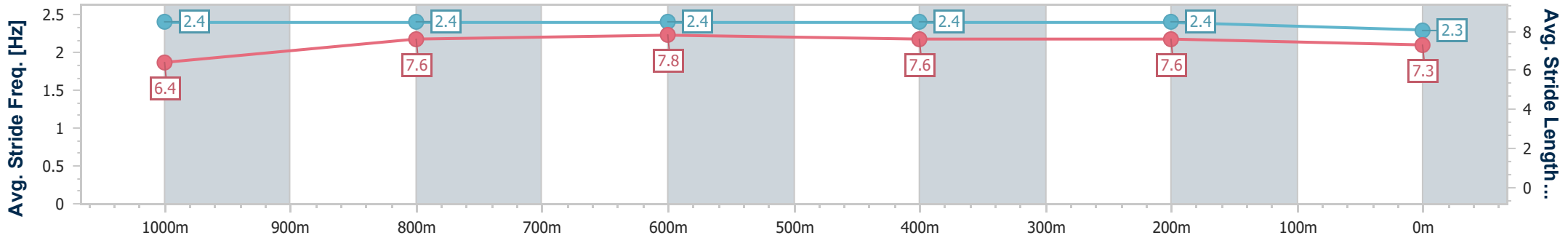
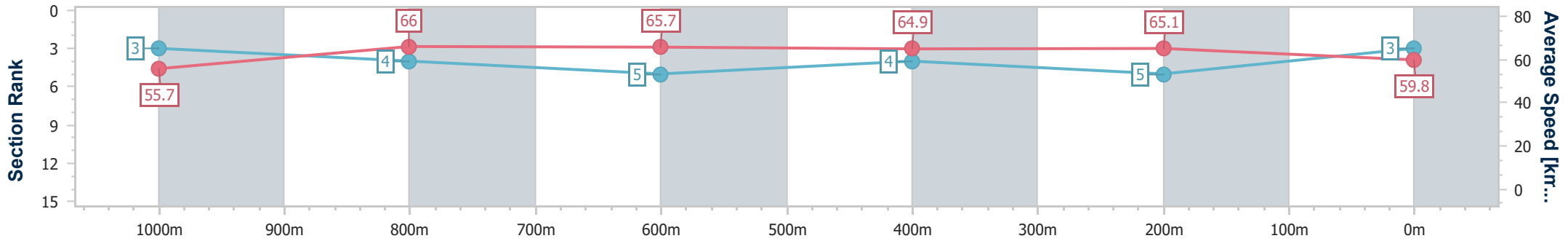


Eagle Farm QLD Professional  
 Race 8: MAGIC MILLIONS FALVELON - 1200m  
 21 December 2024 - 16:32  
 Track Rating: Good 4, Weather: Fine, Rail Position: +4.5m Entire



BRISBANE  
 RACING CLUB

Section	Overall	1000m	800m	600m	400m	200m
Section Times	1:09.27 [3] (0:12.95)	0:56.32 [3] (0:11.05)	0:45.27 [4] (0:11.05)	0:34.22 [5] (0:11.14)	0:23.08 [4] (0:11.02)	0:12.06 [5] (0:12.06)
Average Speed [km/h]	55.7	66.0	65.7	64.9	65.1	59.8
Top Speed [km/h]	69.3	68.4	67.8	66.9	68.0	62.7
Avg. Dist. to Rail [m]	5.4	2.8	1.4	1.0	4.1	4.4
Avg. Stride Freq. [Hz]	2.4	2.4	2.4	2.4	2.4	2.3
Avg. Stride Length [m]	6.4	7.6	7.8	7.6	7.6	7.3



- [ ] Ranking at each section and finish
- .-.- No data available at this section
- NA No data available



Horse/Jockey Name	Boom Torque
Final Rank	4
Fastest Section Time (Section)	0:10.83 (400m)
Top Speed [km/h] (Section)	68.4 (1000m)
Race State	Finished

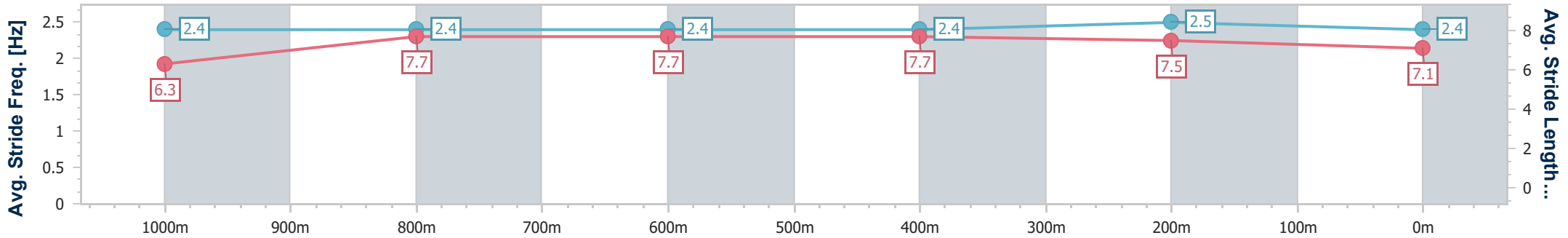
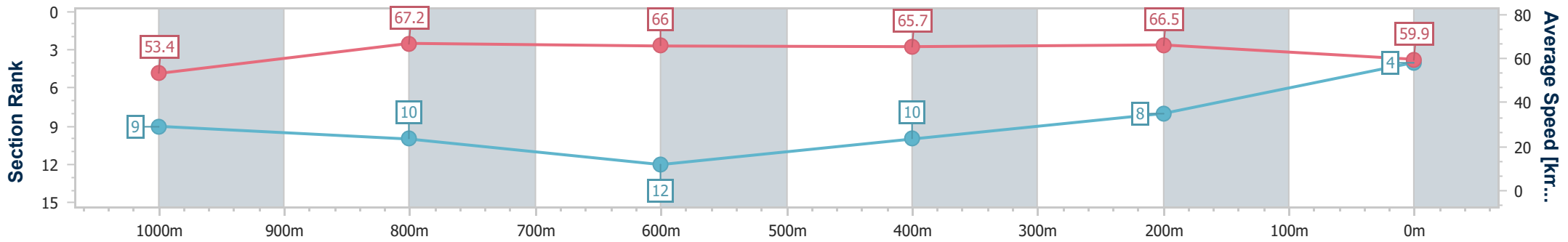


Eagle Farm QLD Professional  
 Race 8: MAGIC MILLIONS FALVELON - 1200m  
 21 December 2024 - 16:32  
 Track Rating: Good 4, Weather: Fine, Rail Position: +4.5m Entire



BRISBANE  
 RACING CLUB

Section	Overall	1000m	800m	600m	400m	200m
Section Times	1:09.41 [4] (0:13.50)	0:55.91 [9] (0:10.92)	0:44.99 [10] (0:11.06)	0:33.93 [12] (0:11.11)	0:22.82 [10] (0:10.83)	0:11.99 [8]
Average Speed [km/h]	53.4	67.2	66.0	65.7	66.5	59.9
Top Speed [km/h]	66.3	68.4	68.0	67.1	68.0	62.9
Avg. Dist. to Rail [m]	3.1	3.3	3.0	3.0	9.2	8.9
Avg. Stride Freq. [Hz]	2.4	2.4	2.4	2.4	2.5	2.4
Avg. Stride Length [m]	6.3	7.7	7.7	7.7	7.5	7.1



- [ ] Ranking at each section and finish
- .-.- No data available at this section
- NA No data available



Horse/Jockey Name	Nettuno
Final Rank	5
Fastest Section Time (Section)	0:10.80 (1000m)
Top Speed [km/h] (Section)	69.4 (1000m)
Race State	Finished

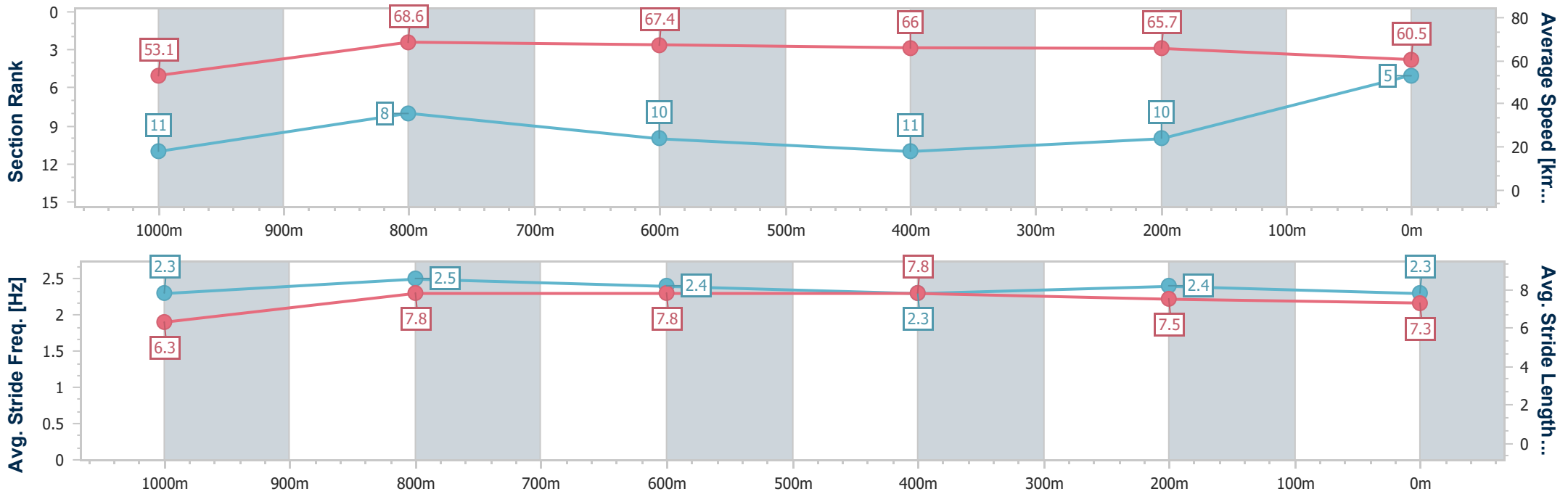


Eagle Farm QLD Professional  
 Race 8: MAGIC MILLIONS FALVELON - 1200m  
 21 December 2024 - 16:32  
 Track Rating: Good 4, Weather: Fine, Rail Position: +4.5m Entire



BRISBANE  
 RACING CLUB

Section	Overall	1000m	800m	600m	400m	200m
Section Times	1:09.47 [5] (0:13.60)	0:55.87 [11] (0:10.80)	0:45.07 [8] (0:11.01)	0:34.06 [10] (0:11.20)	0:22.86 [11] (0:10.93)	0:11.93 [10]
Average Speed [km/h]	53.1	68.6	67.4	66.0	65.7	60.5
Top Speed [km/h]	68.2	69.4	69.0	67.2	67.1	64.1
Avg. Dist. to Rail [m]	8.3	5.6	5.9	5.3	10.0	10.6
Avg. Stride Freq. [Hz]	2.3	2.5	2.4	2.3	2.4	2.3
Avg. Stride Length [m]	6.3	7.8	7.8	7.8	7.5	7.3



- [ ] Ranking at each section and finish
- .-.- No data available at this section
- NA No data available





Horse/Jockey Name	Rothfire
Final Rank	6
Fastest Section Time (Section)	0:10.80 (1000m)
Top Speed [km/h] (Section)	69.6 (1000m)
Race State	Finished

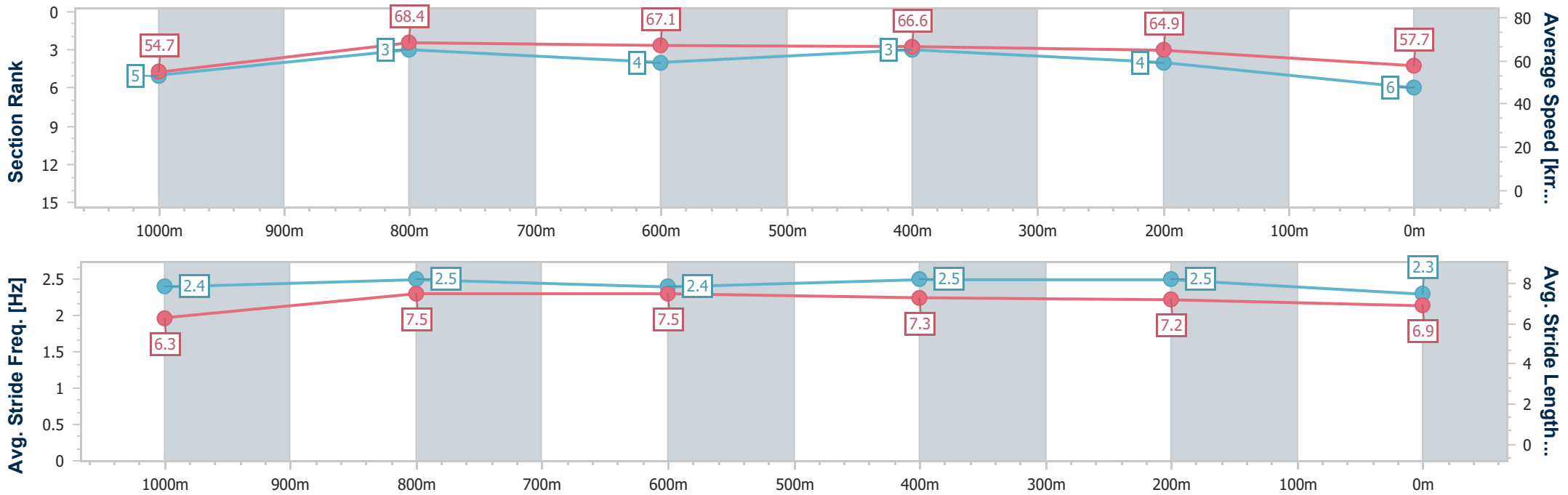


Eagle Farm QLD Professional  
 Race 8: MAGIC MILLIONS FALVELON - 1200m  
 21 December 2024 - 16:32  
 Track Rating: Good 4, Weather: Fine, Rail Position: +4.5m Entire



BRISBANE  
 RACING CLUB

Section	Overall	1000m	800m	600m	400m	200m
Section Times	1:09.62 [6] (0:13.18)	0:56.44 [5] (0:10.80)	0:45.64 [3] (0:11.04)	0:34.60 [4] (0:11.05)	0:23.55 [3] (0:11.09)	0:12.46 [4] (0:12.46)
Average Speed [km/h]	54.7	68.4	67.1	66.6	64.9	57.7
Top Speed [km/h]	67.3	69.6	68.1	67.3	67.8	61.8
Avg. Dist. to Rail [m]	8.2	5.4	6.2	4.3	6.8	5.3
Avg. Stride Freq. [Hz]	2.4	2.5	2.4	2.5	2.5	2.3
Avg. Stride Length [m]	6.3	7.5	7.5	7.3	7.2	6.9



- [ ] Ranking at each section and finish
- .-.- No data available at this section
- NA No data available



Horse/Jockey Name	Zarastro
Final Rank	7
Fastest Section Time (Section)	0:10.68 (1000m)
Top Speed [km/h] (Section)	70.9 (1000m)
Race State	Finished

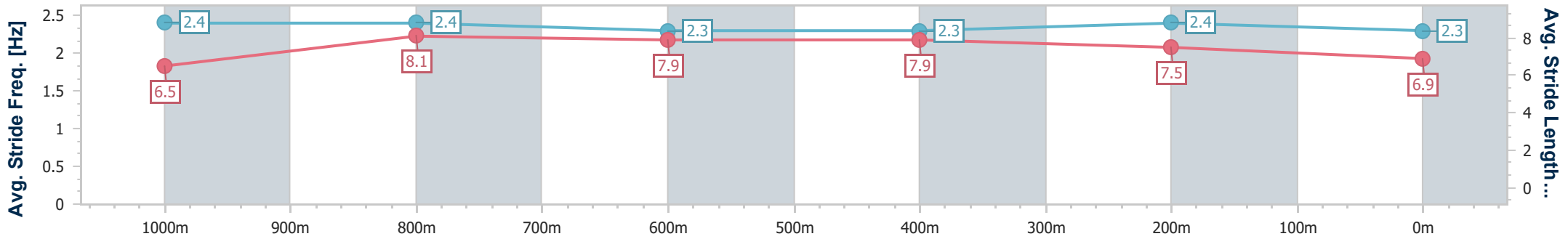
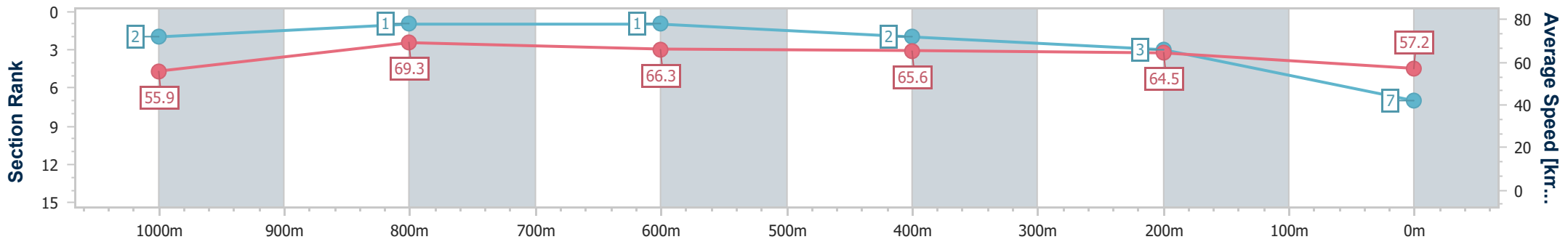


Eagle Farm QLD Professional  
 Race 8: MAGIC MILLIONS FALVELON - 1200m  
 21 December 2024 - 16:32  
 Track Rating: Good 4, Weather: Fine, Rail Position: +4.5m Entire



BRISBANE  
 RACING CLUB

Section	Overall	1000m	800m	600m	400m	200m
Section Times	1:09.70 [7] (0:12.95)	0:56.75 [2] (0:10.68)	0:46.07 [1] (0:11.14)	0:34.93 [1] (0:11.23)	0:23.70 [2] (0:11.15)	0:12.55 [3] (0:12.55)
Average Speed [km/h]	55.9	69.3	66.3	65.6	64.5	57.2
Top Speed [km/h]	69.3	70.9	67.5	66.5	66.8	62.7
Avg. Dist. to Rail [m]	6.5	5.5	5.9	4.4	6.8	6.2
Avg. Stride Freq. [Hz]	2.4	2.4	2.3	2.3	2.4	2.3
Avg. Stride Length [m]	6.5	8.1	7.9	7.9	7.5	6.9



- [ ] Ranking at each section and finish
- .-.- No data available at this section
- NA No data available



Horse/Jockey Name	All That Pizzazz
Final Rank	8
Fastest Section Time (Section)	0:10.81 (1000m)
Top Speed [km/h] (Section)	69.7 (1000m)
Race State	Finished

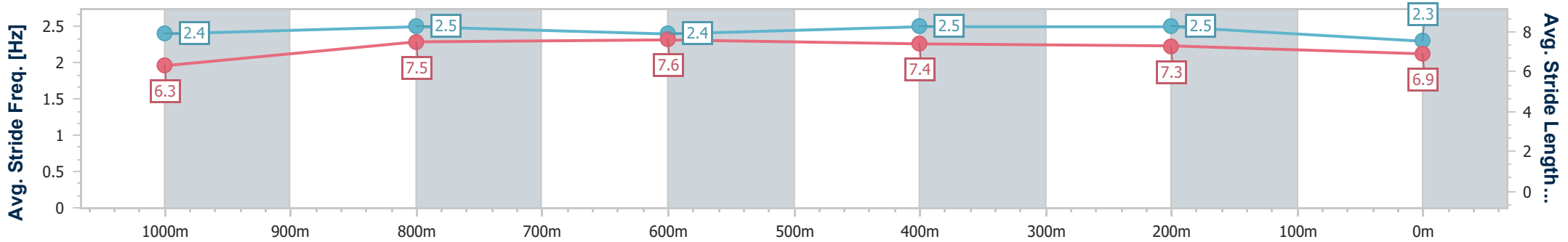
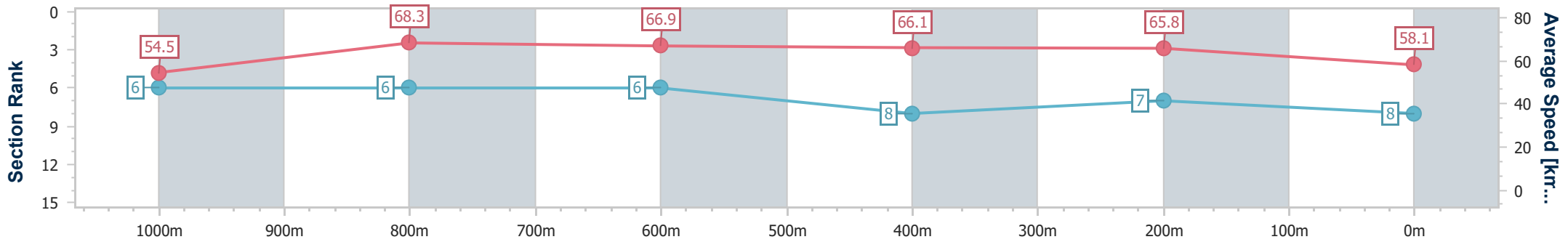


Eagle Farm QLD Professional  
 Race 8: MAGIC MILLIONS FALVELON - 1200m  
 21 December 2024 - 16:32  
 Track Rating: Good 4, Weather: Fine, Rail Position: +4.5m Entire



BRISBANE  
 RACING CLUB

Section	Overall	1000m	800m	600m	400m	200m
Section Times	1:09.78 [8] (0:13.26)	0:56.52 [6] (0:10.81)	0:45.71 [6] (0:11.13)	0:34.58 [6] (0:11.23)	0:23.35 [8] (0:10.95)	0:12.40 [7] (0:12.40)
Average Speed [km/h]	54.5	68.3	66.9	66.1	65.8	58.1
Top Speed [km/h]	66.4	69.7	68.8	67.0	67.0	63.0
Avg. Dist. to Rail [m]	3.3	5.7	7.6	5.7	7.5	7.8
Avg. Stride Freq. [Hz]	2.4	2.5	2.4	2.5	2.5	2.3
Avg. Stride Length [m]	6.3	7.5	7.6	7.4	7.3	6.9



- [ ] Ranking at each section and finish
- .-.- No data available at this section
- NA No data available



Horse/Jockey Name	The Big Goodbye
Final Rank	9
Fastest Section Time (Section)	0:10.94 (800m)
Top Speed [km/h] (Section)	67.8 (800m)
Race State	Finished

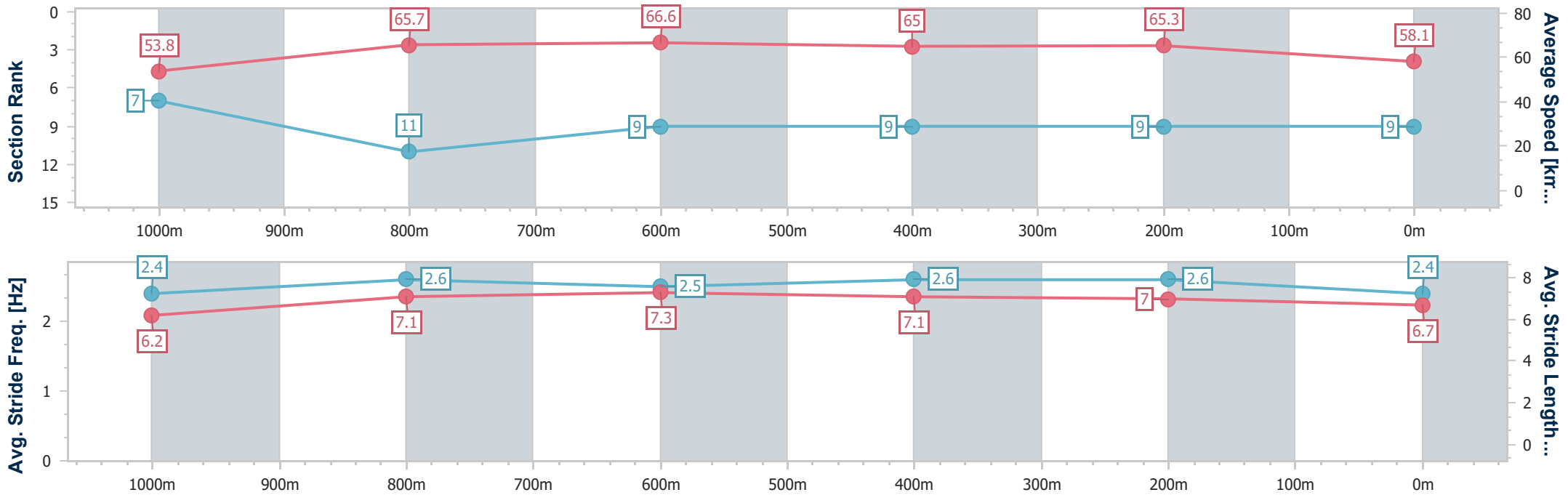


Eagle Farm QLD Professional  
 Race 8: MAGIC MILLIONS FALVELON - 1200m  
 21 December 2024 - 16:32  
 Track Rating: Good 4, Weather: Fine, Rail Position: +4.5m Entire



BRISBANE  
 RACING CLUB

Section	Overall	1000m	800m	600m	400m	200m
Section Times	1:09.83 [9] (0:13.40)	0:56.43 [7] (0:11.07)	0:45.36 [11] (0:10.94)	0:34.42 [9] (0:11.04)	0:23.38 [9] (0:11.01)	0:12.37 [9] (0:12.37)
Average Speed [km/h]	53.8	65.7	66.6	65.0	65.3	58.1
Top Speed [km/h]	66.3	67.5	67.8	66.0	67.3	62.6
Avg. Dist. to Rail [m]	0.8	2.6	1.9	0.6	3.1	3.3
Avg. Stride Freq. [Hz]	2.4	2.6	2.5	2.6	2.6	2.4
Avg. Stride Length [m]	6.2	7.1	7.3	7.1	7.0	6.7



- [ ] Ranking at each section and finish
- .-.- No data available at this section
- NA No data available



Horse/Jockey Name	Sinawann
Final Rank	10
Fastest Section Time (Section)	0:10.83 (1000m)
Top Speed [km/h] (Section)	68.6 (1000m)
Race State	Finished

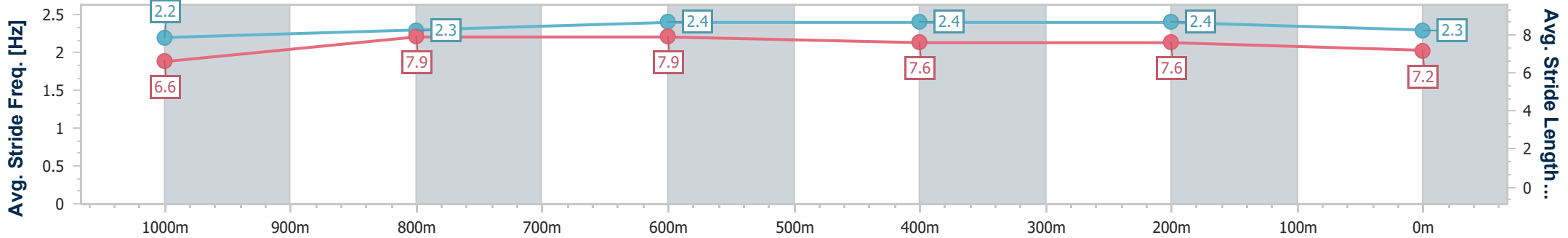
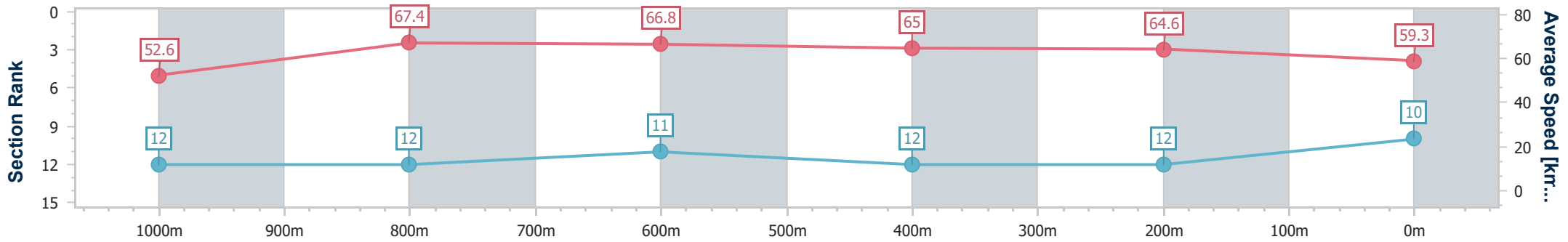


Eagle Farm QLD Professional  
 Race 8: MAGIC MILLIONS FALVELON - 1200m  
 21 December 2024 - 16:32  
 Track Rating: Good 4, Weather: Fine, Rail Position: +4.5m Entire



BRISBANE  
 RACING CLUB

Section	Overall	1000m	800m	600m	400m	200m
Section Times	1:09.95 [10] (0:13.70)	0:56.25 [12] (0:10.83)	0:45.42 [12] (0:10.92)	0:34.50 [11] (0:11.17)	0:23.33 [12] (0:11.15)	0:12.18 [12] (0:12.18)
Average Speed [km/h]	52.6	67.4	66.8	65.0	64.6	59.3
Top Speed [km/h]	66.2	68.6	67.9	65.6	65.8	62.5
Avg. Dist. to Rail [m]	4.7	2.6	2.4	2.2	3.4	1.2
Avg. Stride Freq. [Hz]	2.2	2.3	2.4	2.4	2.4	2.3
Avg. Stride Length [m]	6.6	7.9	7.9	7.6	7.6	7.2



- [ ] Ranking at each section and finish
- .-.- No data available at this section
- NA No data available



Horse/Jockey Name	Harry's Bar
Final Rank	11
Fastest Section Time (Section)	0:10.97 (1000m)
Top Speed [km/h] (Section)	68.2 (1000m)
Race State	Finished

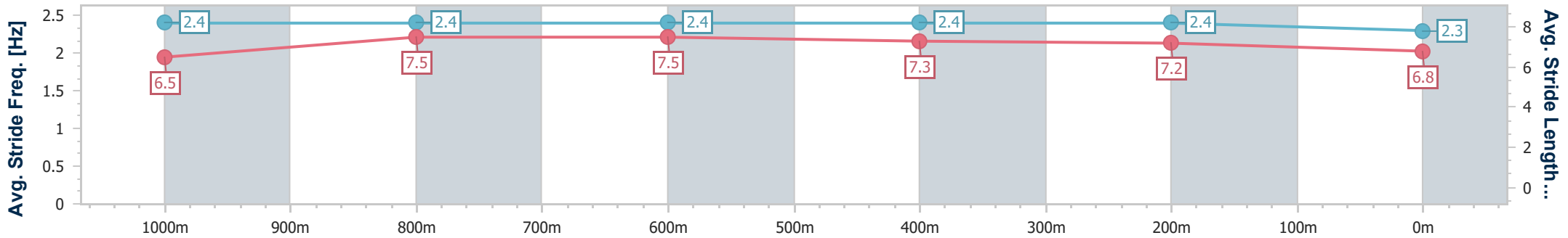
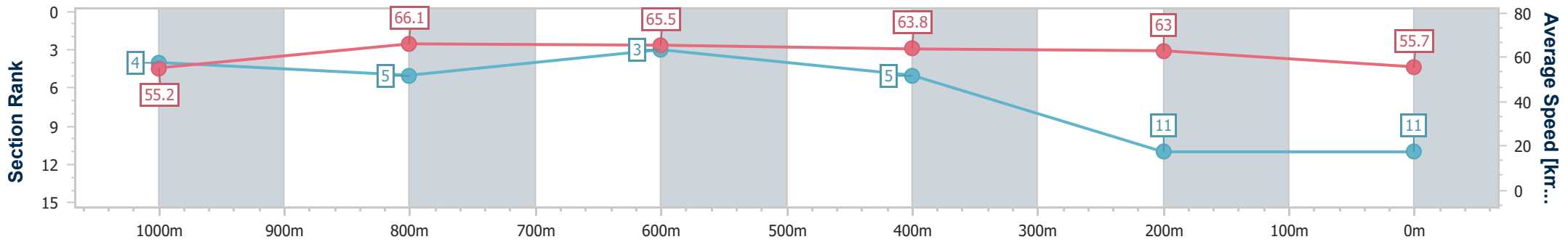


Eagle Farm QLD Professional  
 Race 8: MAGIC MILLIONS FALVELON - 1200m  
 21 December 2024 - 16:32  
 Track Rating: Good 4, Weather: Fine, Rail Position: +4.5m Entire



BRISBANE  
 RACING CLUB

Section	Overall	1000m	800m	600m	400m	200m
Section Times	1:10.61 [11] (0:13.06)	0:57.55 [4] (0:10.97)	0:46.58 [5] (0:10.98)	0:35.60 [3] (0:11.24)	0:24.36 [5] (0:11.47)	0:12.89 [11] (0:12.89)
Average Speed [km/h]	55.2	66.1	65.5	63.8	63.0	55.7
Top Speed [km/h]	67.7	68.2	66.8	64.6	64.3	60.0
Avg. Dist. to Rail [m]	2.1	1.2	0.3	0.9	3.2	3.6
Avg. Stride Freq. [Hz]	2.4	2.4	2.4	2.4	2.4	2.3
Avg. Stride Length [m]	6.5	7.5	7.5	7.3	7.2	6.8



- [ ] Ranking at each section and finish
- .-.- No data available at this section
- NA No data available



Horse/Jockey Name	Hidden Wealth
Final Rank	12
Fastest Section Time (Section)	0:10.91 (1000m)
Top Speed [km/h] (Section)	70.5 (Overall)
Race State	Finished

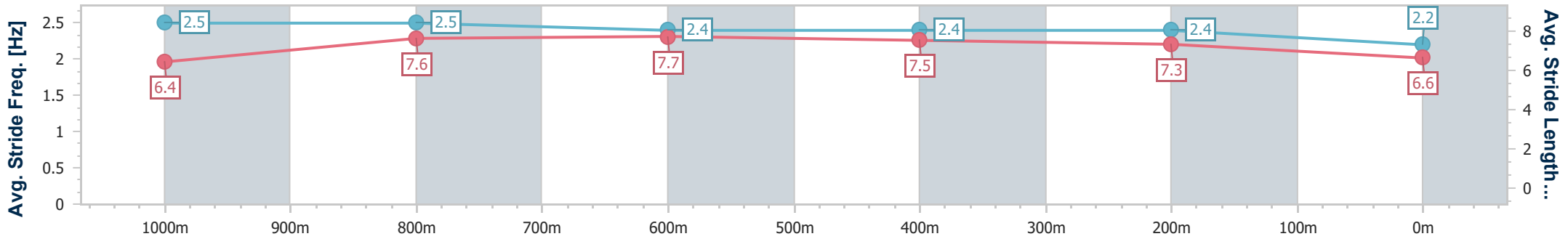
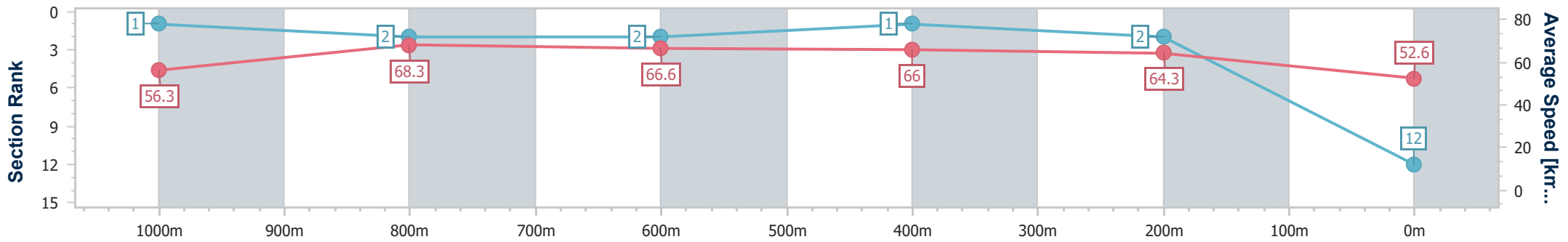


Eagle Farm QLD Professional  
 Race 8: MAGIC MILLIONS FALVELON - 1200m  
 21 December 2024 - 16:32  
 Track Rating: Good 4, Weather: Fine, Rail Position: +4.5m Entire



BRISBANE  
 RACING CLUB

Section	Overall	1000m	800m	600m	400m	200m
Section Times	1:10.84 [12] (0:12.86)	0:57.98 [1] (0:10.91)	0:47.07 [2] (0:11.07)	0:36.00 [2] (0:11.13)	0:24.87 [1] (0:11.17)	0:13.70 [2] (0:13.70)
Average Speed [km/h]	56.3	68.3	66.6	66.0	64.3	52.6
Top Speed [km/h]	70.5	70.2	68.2	66.7	67.6	61.2
Avg. Dist. to Rail [m]	8.0	7.3	4.9	3.8	6.9	6.4
Avg. Stride Freq. [Hz]	2.5	2.5	2.4	2.4	2.4	2.2
Avg. Stride Length [m]	6.4	7.6	7.7	7.5	7.3	6.6



- [ ] Ranking at each section and finish
- .-.- No data available at this section
- NA No data available



# Eagle Farm QLD Professional

## Race 9: U&U RECRUITMENT BENCHMARK 85 Handicap - 1400m

21 December 2024 - 17:13



BRISBANE  
RACING CLUB

Track Rating: Good 4, Weather: Fine, Rail Position: +4.5m Entire

Section		Field Times										Last 600m	
		Overall	1200m	1000m	800m	600m	400m						
		1:21.88 (0:13.44)	1:08.44 (0:11.16)	0:57.28 (0:11.35)	0:45.93 (0:11.36)	0:34.57 (0:11.14)	0:23.43 (0:11.30)						0:34.57
Rank	TAB Horse/Jockey	Barrier	Top Speed [km/h]	Fastest Section								Distance Travelled [m]	
1	10 <b>TRANSATLANTIC</b> Regan Bayliss	4	67.0 400m	0:10.98 400m	1:21.88 [1] (0:13.53)	1:08.35 [2] (0:11.08)	0:57.27 [2] (0:11.42)	0:45.85 [2] (0:11.47)	0:34.38 [2] (0:11.31)	0:23.07 [2] (0:10.98)	0:34.38		
2	8 <b>WEIGALL TIGER</b> Cody Collis	9	67.3 600m	0:11.14 600m	1:22.23 [2] (0:13.44)	1:08.79 [1] (0:11.16)	0:57.63 [1] (0:11.35)	0:46.28 [1] (0:11.36)	0:34.92 [1] (0:11.14)	0:23.78 [1] (0:11.30)	0:34.92 -9		
3	6 <b>BUILT</b> Ryan Maloney	6	66.0 600m	0:11.17 1200m	1:22.63 [3] (0:14.16)	1:08.47 [5] (0:11.17)	0:57.30 [5] (0:11.42)	0:45.88 [5] (0:11.35)	0:34.53 [5] (0:11.26)	0:23.27 [5] (0:11.20)	0:34.53 +0		
4	1 <b>INVER PARK</b> Bailey Wheeler	7	66.4 400m	0:11.16 400m	1:22.85 [4] (0:14.50)	1:08.35 [8] (0:11.29)	0:57.06 [7] (0:11.37)	0:45.69 [7] (0:11.26)	0:34.43 [7] (0:11.28)	0:23.15 [6] (0:11.16)	0:34.43 -3		
5	2 <b>JETTY</b> Jason Collett	2	68.0 400m	0:11.02 400m	1:23.02 [5] (0:14.52)	1:08.50 [9] (0:11.43)	0:57.07 [9] (0:11.41)	0:45.66 [9] (0:11.33)	0:34.33 [10] (0:11.16)	0:23.17 [10] (0:11.02)	0:34.33 -3		
6	14 <b>BLACK DUKE</b> Jake Bayliss	10	66.7 400m	0:11.09 400m	1:23.02 [6] (0:14.78)	1:08.24 [10] (0:11.29)	0:56.95 [10] (0:11.36)	0:45.59 [10] (0:11.24)	0:34.35 [9] (0:11.15)	0:23.20 [9] (0:11.09)	0:34.35 -2		
7	5 <b>DON'T STOP</b> Emily Lang	1	64.4 800m	0:11.31 1200m	1:23.30 [7] (0:13.71)	1:09.59 [3] (0:11.31)	0:58.28 [4] (0:11.47)	0:46.81 [4] (0:11.46)	0:35.35 [4] (0:11.40)	0:23.95 [4] (0:11.42)	0:35.35 -4		
8	3 <b>POCKET FULL</b> Jasper Franklin	8	67.3 600m	0:11.22 800m	1:23.38 [8] (0:14.47)	1:08.91 [7] (0:11.43)	0:57.48 [8] (0:11.36)	0:46.12 [8] (0:11.22)	0:34.90 [8] (0:11.24)	0:23.66 [7] (0:11.28)	0:34.90 +4		
9	15 <b>AMERICAN PRESIDENT</b> Luke Tarrant	3	66.3 1200m	0:11.12 1200m	1:23.38 [9] (0:13.76)	1:09.62 [4] (0:11.12)	0:58.50 [3] (0:11.50)	0:47.00 [3] (0:11.43)	0:35.57 [3] (0:11.47)	0:24.10 [3] (0:11.61)	0:35.57 -1		
10	11 <b>RISING PACIFIC</b> Kyle Wilson-Taylor	5	65.2 800m	0:11.29 1200m	1:25.59 [10] (0:14.27)	1:11.32 [6] (0:11.29)	1:00.03 [6] (0:11.48)	0:48.55 [6] (0:11.32)	0:37.23 [6] (0:11.39)	0:25.84 [8] (0:11.74)	0:37.23 -5		

Scratched: Ang Pow (#4), Ocean Zar (#19), Atlantic Ocean (#9), Our Magnus (#13), Aton Of Delight (#18), Colleagues (#12), Mickey's Medal (#17), Lord Of Biscay (#16), Cashin' Chex (#7)

[ ] Ranking at each section and finish  
 -:-:- No data available at this section  
 NA No data available

SCN Saddle cloth number  
 DNF Did not finish  
 DNT Did not track





# Eagle Farm QLD Professional

## Race 9: U&U RECRUITMENT BENCHMARK 85 Handicap - 1400m

21 December 2024 - 17:13



BRISBANE  
RACING CLUB

Track Rating: Good 4, Weather: Fine, Rail Position: +4.5m Entire

Section				200m				Last 600m	
Field Times				0:12.13 (0:12.13)				0:34.57	
Rank	TAB	Horse/Jockey	Barrier	Top Speed [km/h]	Fastest Section	Margin			Distance Travelled [m]
1	10	<b>TRANSATLANTIC</b> Regan Bayliss	4	67.0 400m	0:10.98 400m	0:12.09 [2] (0:12.09)	1:21.88		0:34.38
2	8	<b>WEIGALL TIGER</b> Cody Collis	9	67.3 600m	0:11.14 600m	0:12.48 [1] (0:12.48)	2.09L		0:34.92 -9
3	6	<b>BULLT</b> Ryan Maloney	6	66.0 600m	0:11.17 1200m	0:12.07 [3] (0:12.07)	4.4L		0:34.53 +0
4	1	<b>INVER PARK</b> Bailey Wheeler	7	66.4 400m	0:11.16 400m	0:11.99 [5] (0:11.99)	5.72L		0:34.43 -3
5	2	<b>JETTY</b> Jason Collett	2	68.0 400m	0:11.02 400m	0:12.15 [6] (0:12.15)	6.72L		0:34.33 -3
6	14	<b>BLACK DUKE</b> Jake Bayliss	10	66.7 400m	0:11.09 400m	0:12.11 [8] (0:12.11)	6.74L		0:34.35 -2
7	5	<b>DON'T STOP</b> Emily Lang	1	64.4 800m	0:11.31 1200m	0:12.53 [4] (0:12.53)	8.37L		0:35.35 -4
8	3	<b>POCKET FULL</b> Jasper Franklin	8	67.3 600m	0:11.22 800m	0:12.38 [9] (0:12.38)	8.81L		0:34.90 +4
9	15	<b>AMERICAN PRESIDENT</b> Luke Tarrant	3	66.3 1200m	0:11.12 1200m	0:12.49 [7] (0:12.49)	8.84L		0:35.57 -1
10	11	<b>RISING PACIFIC</b> Kyle Wilson-Taylor	5	65.2 800m	0:11.29 1200m	0:14.10 [10] (0:14.10)	21.86L		0:37.23 -5

Scratched: Ang Pow (#4), Ocean Zar (#19), Atlantic Ocean (#9), Our Magnus (#13), Aton Of Delight (#18), Colleagues (#12), Mickey's Medal (#17), Lord Of Biscay (#16), Cashin' Chex (#7)

[ ] Ranking at each section and finish  
-:--:- No data available at this section  
NA No data available

SCN Saddle cloth number  
DNF Did not finish  
DNT Did not track



Horse/Jockey Name	Transatlantic
Final Rank	1
Fastest Section Time (Section)	0:10.98 (400m)
Top Speed [km/h] (Section)	67.0 (400m)
Race State	Finished



Eagle Farm QLD Professional  
Race 9: U&U RECRUITMENT BENCHMARK 85 Handicap - 1400m

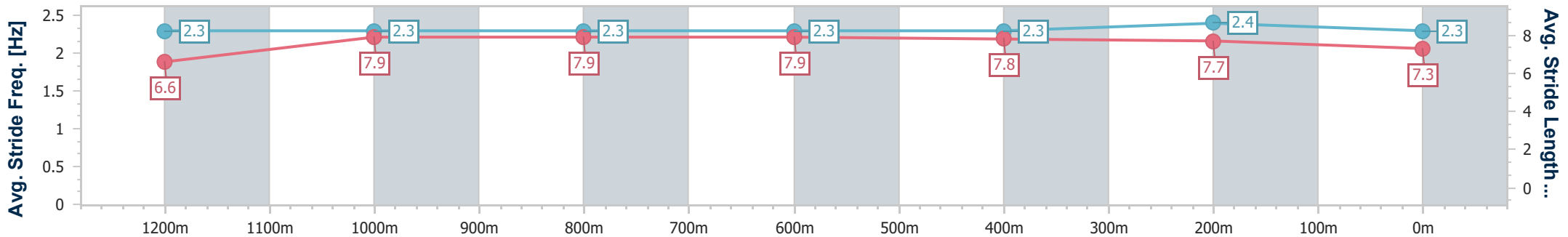
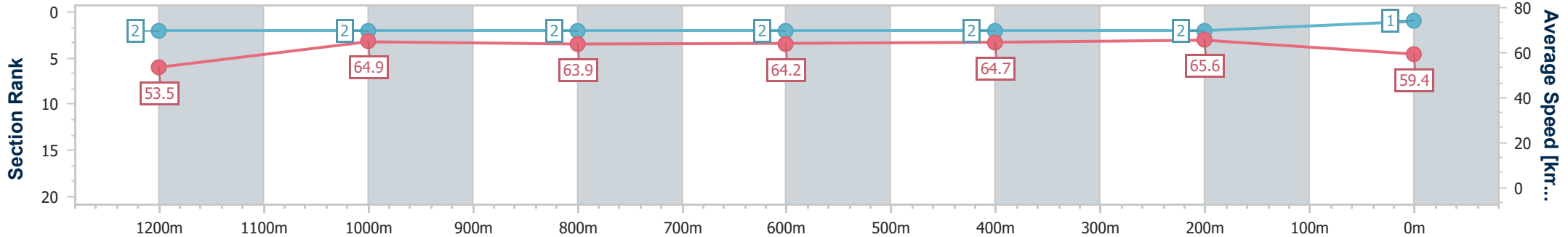
21 December 2024 - 17:13

Track Rating: Good 4, Weather: Fine, Rail Position: +4.5m Entire



BRISBANE RACING CLUB

Section	Overall	1200m	1000m	800m	600m	400m	200m
Section Times	1:21.88 [1] (0:13.53)	1:08.35 [2] (0:11.08)	0:57.27 [2] (0:11.42)	0:45.85 [2] (0:11.47)	0:34.38 [2] (0:11.31)	0:23.07 [2] (0:10.98)	0:12.09 [2] (0:12.09)
Average Speed [km/h]	53.5	64.9	63.9	64.2	64.7	65.6	59.4
Top Speed [km/h]	66.7	65.9	64.7	64.7	66.6	67.0	62.6
Avg. Dist. to Rail [m]	4.9	2.8	3.2	4.2	3.5	6.8	6.4
Avg. Stride Freq. [Hz]	2.3	2.3	2.3	2.3	2.3	2.4	2.3
Avg. Stride Length [m]	6.6	7.9	7.9	7.9	7.8	7.7	7.3



- [ ] Ranking at each section and finish
- .-.- No data available at this section
- NA No data available



Horse/Jockey Name	Weigall Tiger
Final Rank	2
Fastest Section Time (Section)	0:11.14 (600m)
Top Speed [km/h] (Section)	67.3 (600m)
Race State	Finished



Eagle Farm QLD Professional  
Race 9: U&U RECRUITMENT BENCHMARK 85 Handicap - 1400m

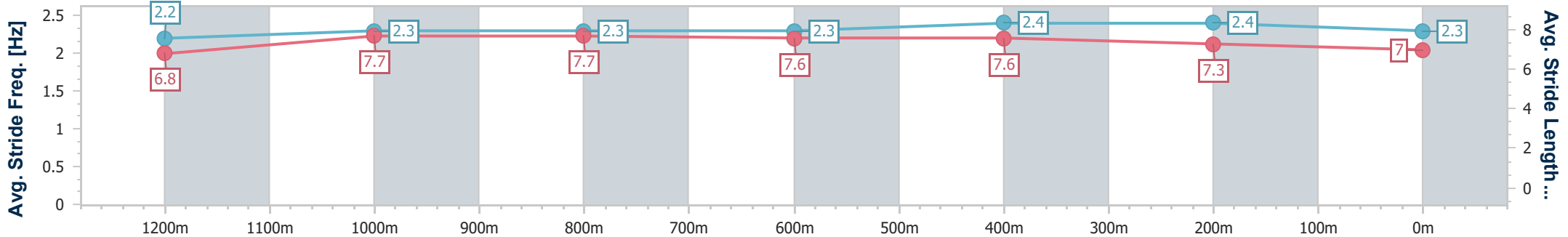
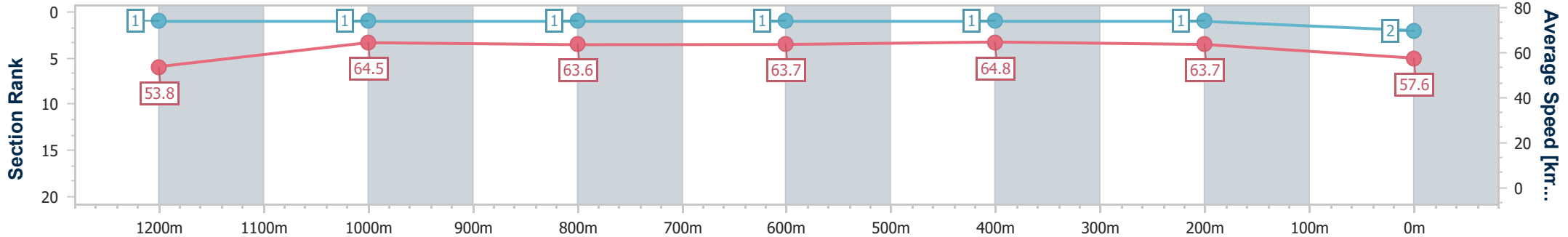
21 December 2024 - 17:13

Track Rating: Good 4, Weather: Fine, Rail Position: +4.5m Entire



BRISBANE RACING CLUB

Section	Overall	1200m	1000m	800m	600m	400m	200m
Section Times	1:22.23 [2] (0:13.44)	1:08.79 [1] (0:11.16)	0:57.63 [1] (0:11.35)	0:46.28 [1] (0:11.36)	0:34.92 [1] (0:11.14)	0:23.78 [1] (0:11.30)	0:12.48 [1] (0:12.48)
Average Speed [km/h]	53.8	64.5	63.6	63.7	64.8	63.7	57.6
Top Speed [km/h]	64.5	66.1	64.8	64.6	67.3	65.4	61.9
Avg. Dist. to Rail [m]	6.3	1.5	0.6	1.0	0.4	3.4	4.6
Avg. Stride Freq. [Hz]	2.2	2.3	2.3	2.3	2.4	2.4	2.3
Avg. Stride Length [m]	6.8	7.7	7.7	7.6	7.6	7.3	7.0



- [ ] Ranking at each section and finish
- .-.- No data available at this section
- NA No data available



Horse/Jockey Name	Built
Final Rank	3
Fastest Section Time (Section)	0:11.17 (1200m)
Top Speed [km/h] (Section)	66.0 (600m)
Race State	Finished



Eagle Farm QLD Professional  
Race 9: U&U RECRUITMENT BENCHMARK 85 Handicap - 1400m

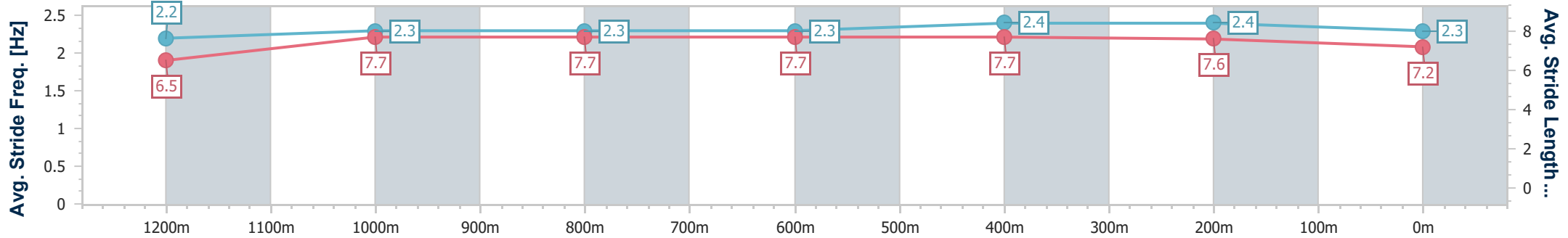
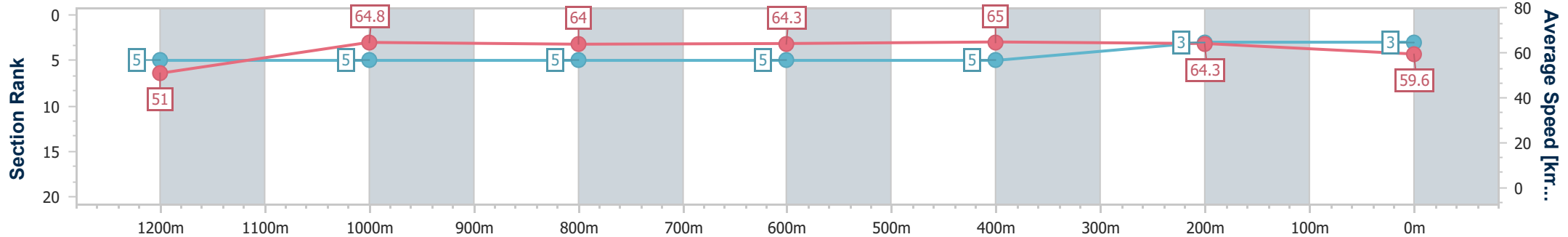


21 December 2024 - 17:13

BRISBANE RACING CLUB

Track Rating: Good 4, Weather: Fine, Rail Position: +4.5m Entire

Section	Overall	1200m	1000m	800m	600m	400m	200m
Section Times	1:22.63 [3] (0:14.16)	1:08.47 [5] (0:11.17)	0:57.30 [5] (0:11.42)	0:45.88 [5] (0:11.35)	0:34.53 [5] (0:11.26)	0:23.27 [5] (0:11.20)	0:12.07 [3] (0:12.07)
Average Speed [km/h]	51.0	64.8	64.0	64.3	65.0	64.3	59.6
Top Speed [km/h]	64.7	65.3	65.0	64.8	66.0	65.9	62.2
Avg. Dist. to Rail [m]	5.3	3.5	3.5	3.2	3.6	7.6	7.1
Avg. Stride Freq. [Hz]	2.2	2.3	2.3	2.3	2.4	2.4	2.3
Avg. Stride Length [m]	6.5	7.7	7.7	7.7	7.7	7.6	7.2



- [ ] Ranking at each section and finish
- .-.- No data available at this section
- NA No data available



Horse/Jockey Name	Inver Park
Final Rank	4
Fastest Section Time (Section)	0:11.16 (400m)
Top Speed [km/h] (Section)	66.4 (400m)
Race State	Finished



Eagle Farm QLD Professional  
Race 9: U&U RECRUITMENT BENCHMARK 85 Handicap - 1400m

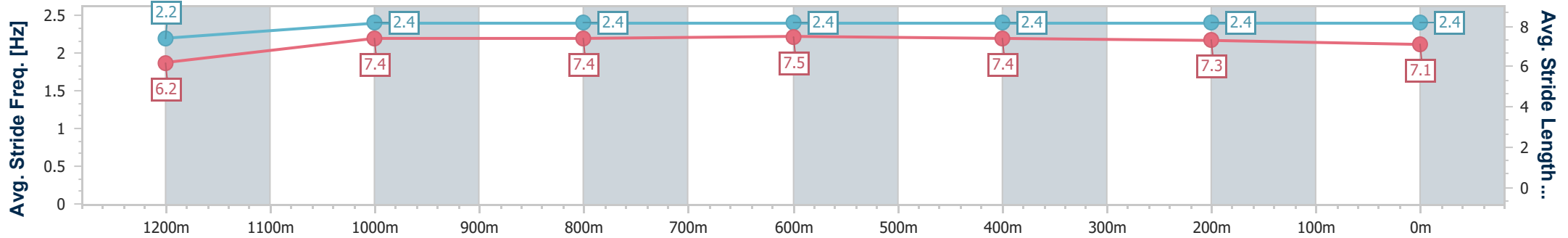
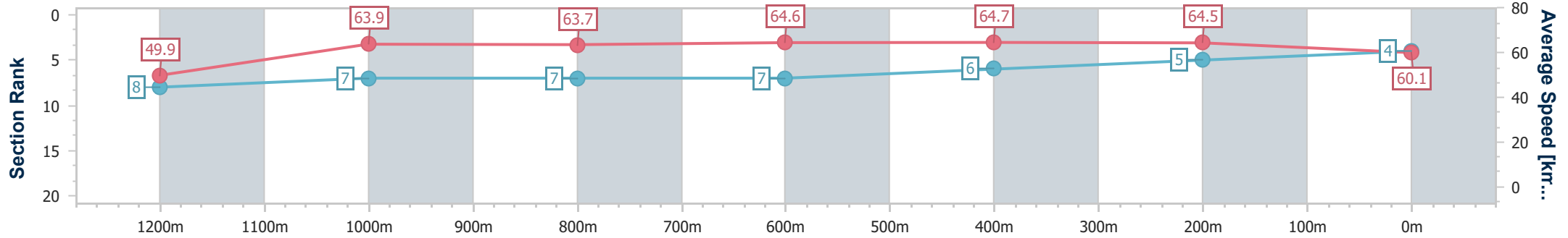
21 December 2024 - 17:13

Track Rating: Good 4, Weather: Fine, Rail Position: +4.5m Entire



BRISBANE RACING CLUB

Section	Overall	1200m	1000m	800m	600m	400m	200m
Section Times	1:22.85 [4] (0:14.50)	1:08.35 [8] (0:11.29)	0:57.06 [7] (0:11.37)	0:45.69 [7] (0:11.26)	0:34.43 [7] (0:11.28)	0:23.15 [6] (0:11.16)	0:11.99 [5] (0:11.99)
Average Speed [km/h]	49.9	63.9	63.7	64.6	64.7	64.5	60.1
Top Speed [km/h]	64.7	65.3	65.6	65.6	66.2	66.4	63.2
Avg. Dist. to Rail [m]	5.9	2.7	1.8	2.4	2.4	5.6	7.9
Avg. Stride Freq. [Hz]	2.2	2.4	2.4	2.4	2.4	2.4	2.4
Avg. Stride Length [m]	6.2	7.4	7.4	7.5	7.4	7.3	7.1



- [ ] Ranking at each section and finish
- .-.- No data available at this section
- NA No data available



Horse/Jockey Name	Jetty
Final Rank	5
Fastest Section Time (Section)	0:11.02 (400m)
Top Speed [km/h] (Section)	68.0 (400m)
Race State	Finished



Eagle Farm QLD Professional  
Race 9: U&U RECRUITMENT BENCHMARK 85 Handicap - 1400m

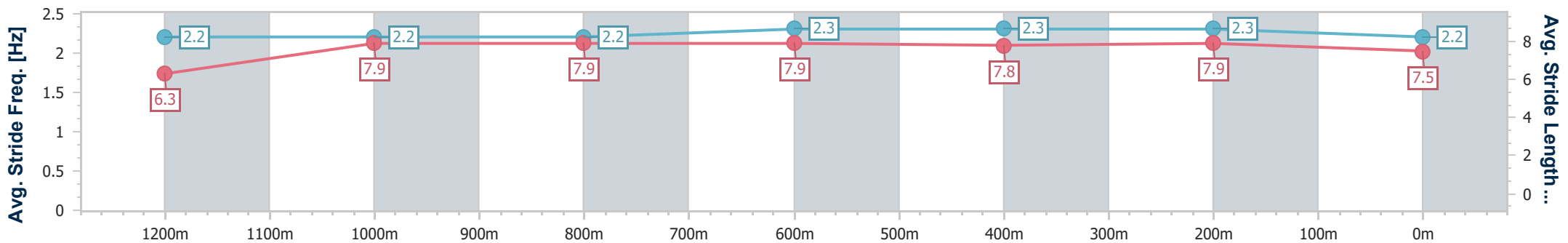
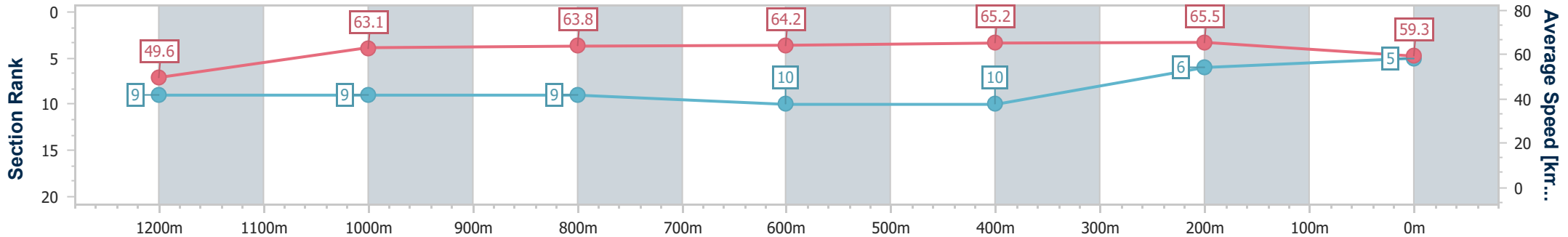


21 December 2024 - 17:13

BRISBANE RACING CLUB

Track Rating: Good 4, Weather: Fine, Rail Position: +4.5m Entire

Section	Overall	1200m	1000m	800m	600m	400m	200m
Section Times	1:23.02 [5] (0:14.52)	1:08.50 [9] (0:11.43)	0:57.07 [9] (0:11.41)	0:45.66 [9] (0:11.33)	0:34.33 [10] (0:11.16)	0:23.17 [10] (0:11.02)	0:12.15 [6] (0:12.15)
Average Speed [km/h]	49.6	63.1	63.8	64.2	65.2	65.5	59.3
Top Speed [km/h]	63.2	64.5	65.1	65.1	66.4	68.0	62.6
Avg. Dist. to Rail [m]	3.3	2.5	2.3	2.6	2.3	5.5	4.9
Avg. Stride Freq. [Hz]	2.2	2.2	2.2	2.3	2.3	2.3	2.2
Avg. Stride Length [m]	6.3	7.9	7.9	7.9	7.8	7.9	7.5



- [ ] Ranking at each section and finish
- .-.- No data available at this section
- NA No data available



Horse/Jockey Name	Black Duke
Final Rank	6
Fastest Section Time (Section)	0:11.09 (400m)
Top Speed [km/h] (Section)	66.7 (400m)
Race State	Finished



Eagle Farm QLD Professional  
Race 9: U&U RECRUITMENT BENCHMARK 85 Handicap - 1400m

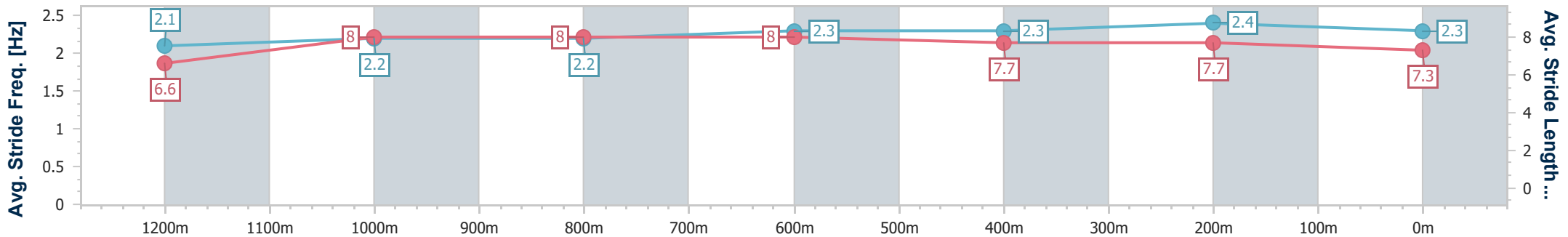
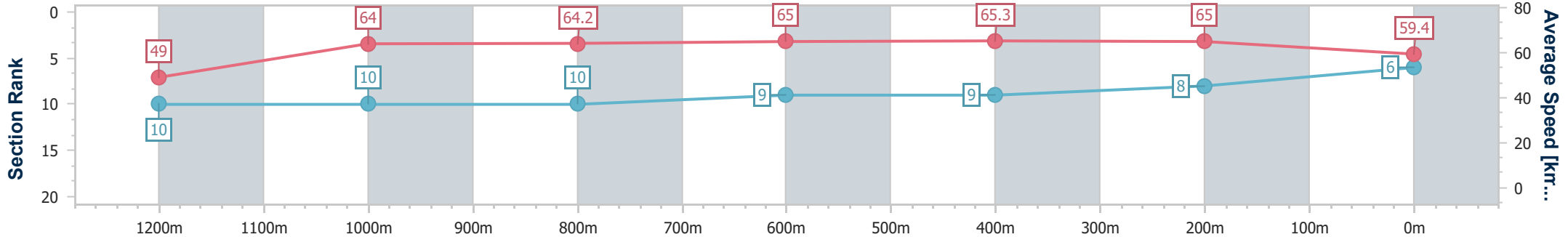
21 December 2024 - 17:13

Track Rating: Good 4, Weather: Fine, Rail Position: +4.5m Entire



BRISBANE RACING CLUB

Section	Overall	1200m	1000m	800m	600m	400m	200m
Section Times	1:23.02 [6] (0:14.78)	1:08.24 [10] (0:11.29)	0:56.95 [10] (0:11.36)	0:45.59 [10] (0:11.24)	0:34.35 [9] (0:11.15)	0:23.20 [9] (0:11.09)	0:12.11 [8] (0:12.11)
Average Speed [km/h]	49.0	64.0	64.2	65.0	65.3	65.0	59.4
Top Speed [km/h]	62.9	64.8	65.5	65.9	66.5	66.7	62.6
Avg. Dist. to Rail [m]	7.8	3.4	2.8	2.4	3.1	7.1	7.9
Avg. Stride Freq. [Hz]	2.1	2.2	2.2	2.3	2.3	2.4	2.3
Avg. Stride Length [m]	6.6	8.0	8.0	8.0	7.7	7.7	7.3



- [ ] Ranking at each section and finish
- .-.-.- No data available at this section
- NA No data available



Horse/Jockey Name	Don't Stop
Final Rank	7
Fastest Section Time (Section)	0:11.31 (1200m)
Top Speed [km/h] (Section)	64.4 (800m)
Race State	Finished



Eagle Farm QLD Professional  
Race 9: U&U RECRUITMENT BENCHMARK 85 Handicap - 1400m

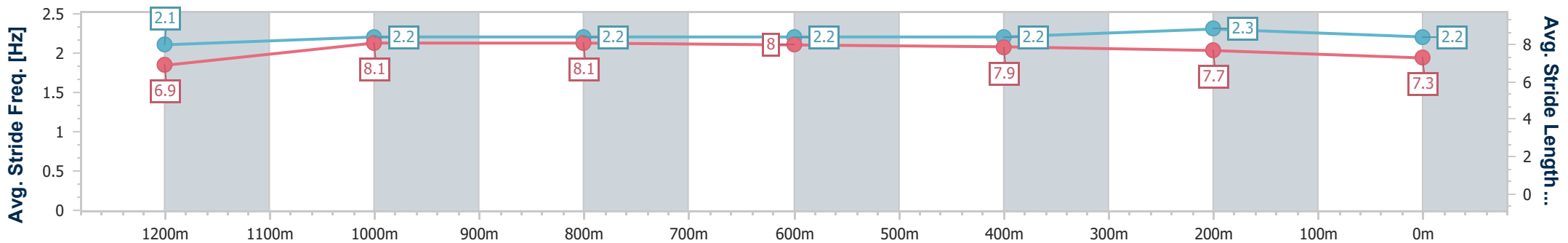
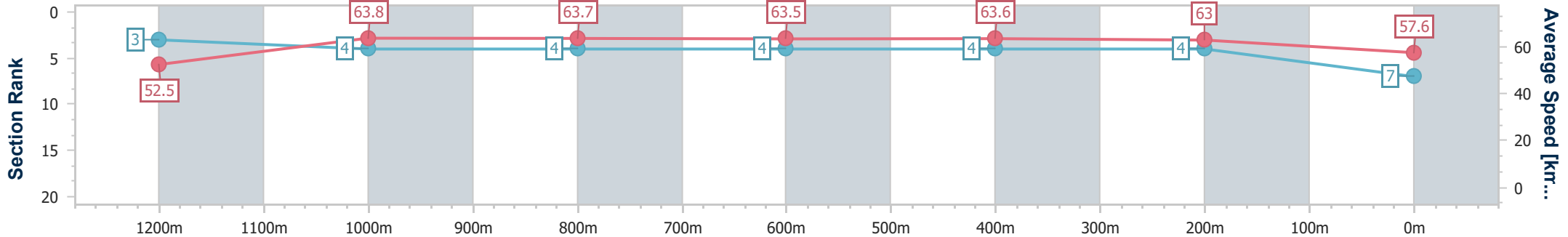
21 December 2024 - 17:13

Track Rating: Good 4, Weather: Fine, Rail Position: +4.5m Entire



BRISBANE RACING CLUB

Section	Overall	1200m	1000m	800m	600m	400m	200m
Section Times	1:23.30 [7] (0:13.71)	1:09.59 [3] (0:11.31)	0:58.28 [4] (0:11.47)	0:46.81 [4] (0:11.46)	0:35.35 [4] (0:11.40)	0:23.95 [4] (0:11.42)	0:12.53 [4] (0:12.53)
Average Speed [km/h]	52.5	63.8	63.7	63.5	63.6	63.0	57.6
Top Speed [km/h]	63.7	64.3	64.2	64.4	64.4	63.8	60.5
Avg. Dist. to Rail [m]	3.0	2.4	2.5	2.3	1.8	2.7	0.8
Avg. Stride Freq. [Hz]	2.1	2.2	2.2	2.2	2.2	2.3	2.2
Avg. Stride Length [m]	6.9	8.1	8.1	8.0	7.9	7.7	7.3



- [ ] Ranking at each section and finish
- .-.- No data available at this section
- NA No data available





Horse/Jockey Name	Pocket Full
Final Rank	8
Fastest Section Time (Section)	0:11.22 (800m)
Top Speed [km/h] (Section)	67.3 (600m)
Race State	Finished



Eagle Farm QLD Professional  
Race 9: U&U RECRUITMENT BENCHMARK 85 Handicap - 1400m

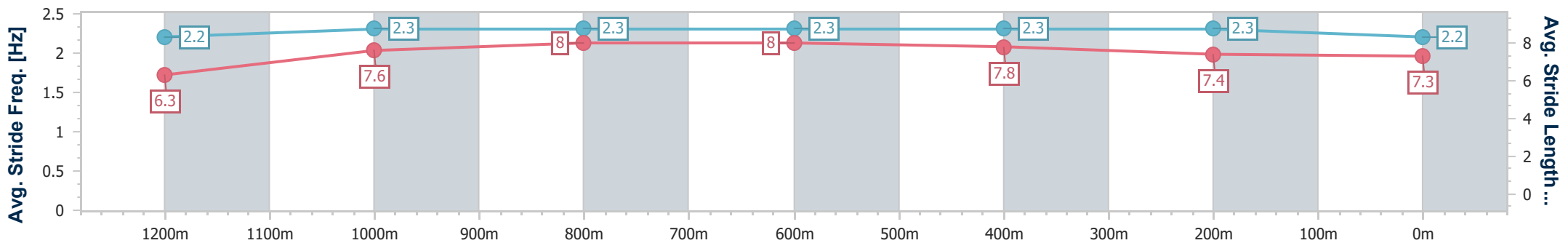
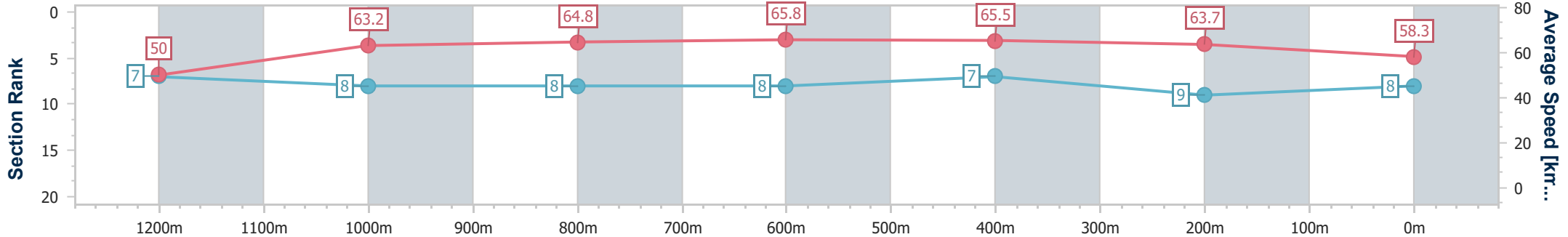
21 December 2024 - 17:13

Track Rating: Good 4, Weather: Fine, Rail Position: +4.5m Entire



BRISBANE RACING CLUB

Section	Overall	1200m	1000m	800m	600m	400m	200m
Section Times	1:23.38 [8] (0:14.47)	1:08.91 [7] (0:11.43)	0:57.48 [8] (0:11.36)	0:46.12 [8] (0:11.22)	0:34.90 [8] (0:11.24)	0:23.66 [7] (0:11.28)	0:12.38 [9] (0:12.38)
Average Speed [km/h]	50.0	63.2	64.8	65.8	65.5	63.7	58.3
Top Speed [km/h]	63.6	64.2	66.7	66.8	67.3	66.6	60.7
Avg. Dist. to Rail [m]	7.1	4.1	4.2	5.3	4.8	10.9	8.0
Avg. Stride Freq. [Hz]	2.2	2.3	2.3	2.3	2.3	2.3	2.2
Avg. Stride Length [m]	6.3	7.6	8.0	8.0	7.8	7.4	7.3



- [ ] Ranking at each section and finish
- .-.- No data available at this section
- NA No data available



Horse/Jockey Name	American President
Final Rank	9
Fastest Section Time (Section)	0:11.12 (1200m)
Top Speed [km/h] (Section)	66.3 (1200m)
Race State	Finished



Eagle Farm QLD Professional  
Race 9: U&U RECRUITMENT BENCHMARK 85 Handicap - 1400m

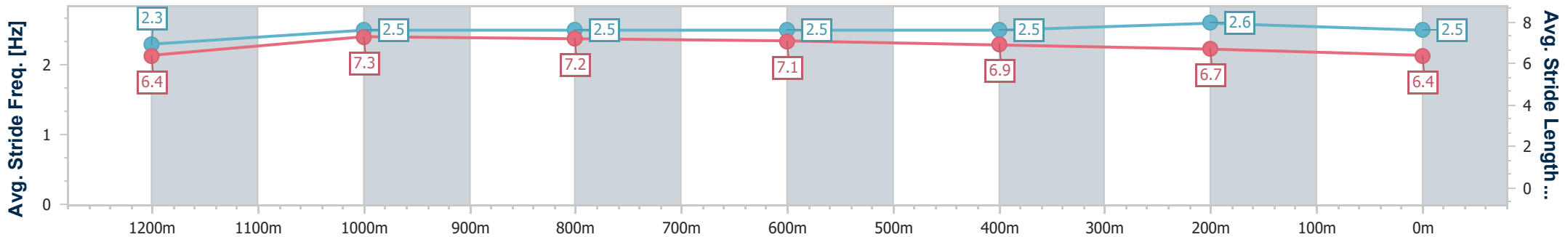
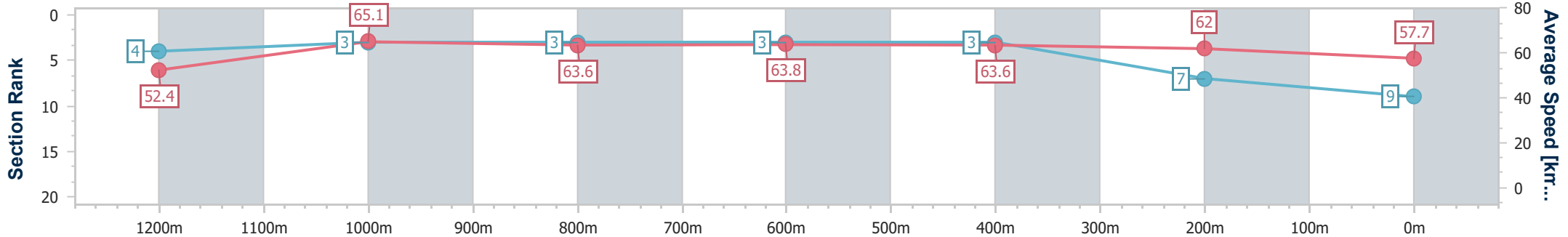
21 December 2024 - 17:13

Track Rating: Good 4, Weather: Fine, Rail Position: +4.5m Entire



BRISBANE RACING CLUB

Section	Overall	1200m	1000m	800m	600m	400m	200m
Section Times	1:23.38 [9] (0:13.76)	1:09.62 [4] (0:11.12)	0:58.50 [3] (0:11.50)	0:47.00 [3] (0:11.43)	0:35.57 [3] (0:11.47)	0:24.10 [3] (0:11.61)	0:12.49 [7] (0:12.49)
Average Speed [km/h]	52.4	65.1	63.6	63.8	63.6	62.0	57.7
Top Speed [km/h]	65.6	66.3	65.5	65.3	64.8	65.0	60.4
Avg. Dist. to Rail [m]	4.3	3.4	3.4	3.4	2.3	3.5	2.0
Avg. Stride Freq. [Hz]	2.3	2.5	2.5	2.5	2.5	2.6	2.5
Avg. Stride Length [m]	6.4	7.3	7.2	7.1	6.9	6.7	6.4



- [ ] Ranking at each section and finish
- .-.- No data available at this section
- NA No data available



Horse/Jockey Name	Rising Pacific
Final Rank	10
Fastest Section Time (Section)	0:11.29 (1200m)
Top Speed [km/h] (Section)	65.2 (800m)
Race State	Finished



Eagle Farm QLD Professional  
Race 9: U&U RECRUITMENT BENCHMARK 85 Handicap - 1400m

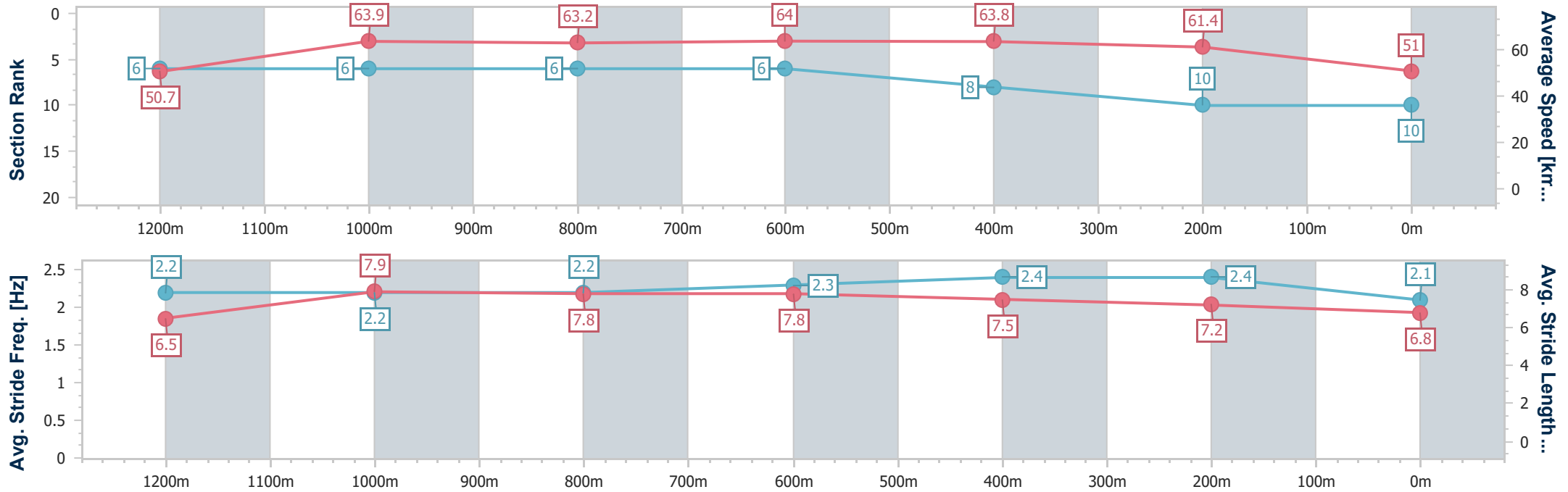
21 December 2024 - 17:13

Track Rating: Good 4, Weather: Fine, Rail Position: +4.5m Entire



BRISBANE RACING CLUB

Section	Overall	1200m	1000m	800m	600m	400m	200m
Section Times	1:25.59 [10] (0:14.27)	1:11.32 [6] (0:11.29)	1:00.03 [6] (0:11.48)	0:48.55 [6] (0:11.32)	0:37.23 [6] (0:11.39)	0:25.84 [8] (0:11.74)	0:14.10 [10] (0:14.10)
Average Speed [km/h]	50.7	63.9	63.2	64.0	63.8	61.4	51.0
Top Speed [km/h]	62.9	64.7	63.9	65.2	64.9	63.7	57.0
Avg. Dist. to Rail [m]	4.2	2.1	1.6	2.1	2.0	5.5	5.6
Avg. Stride Freq. [Hz]	2.2	2.2	2.2	2.3	2.4	2.4	2.1
Avg. Stride Length [m]	6.5	7.9	7.8	7.8	7.5	7.2	6.8



- [ ] Ranking at each section and finish
- .-.- No data available at this section
- NA No data available



# Eagle Farm QLD Professional

## Race 10: LADBROKES RACING CLUB Class 3 Plate - 1200m

21 December 2024 - 17:51



BRISBANE  
RACING CLUB

Track Rating: Good 4, Weather: Fine, Rail Position: +4.5m Entire

Section		Overall											Last 600m	
Field Times		1:10.04											0:35.12	
		(0:13.12)												
		1000m												
		0:56.92												
		(0:10.61)												
		800m												
		0:46.31												
		(0:11.19)												
		600m												
		0:35.12												
		(0:11.33)												
		400m												
		0:23.79												
		(0:11.70)												
		200m												
		0:12.09												
		(0:12.09)												
Rank	TAB	Horse/Jockey	Barrier	Top Speed [km/h]	Fastest Section	Overall	1000m	800m	600m	400m	200m	Margin	Distance Travelled [m]	
1	1	ADDRIEL	3	67.9	0:10.89	1:10.04 [1]	0:56.39 [7]	0:45.30 [7]	0:34.10 [7]	0:22.90 [6]	0:12.01 [3]	1:10.04	0:34.10	
		Bailey Wheeler		400m	400m	(0:13.65)	(0:11.09)	(0:11.20)	(0:11.20)	(0:10.89)	(0:12.01)			
2	6	THANKYOU HENRY	11	68.8	0:10.99	1:10.30 [2]	0:56.82 [5]	0:45.62 [6]	0:34.37 [6]	0:23.09 [7]	0:12.10 [5]	1.52L	0:34.37 +6	
		Ryan Maloney		Overall	400m	(0:13.48)	(0:11.20)	(0:11.25)	(0:11.28)	(0:10.99)	(0:12.10)			
3	10	MISS BAYLES	5	67.2	0:11.02	1:10.33 [3]	0:56.49 [8]	0:45.18 [9]	0:34.06 [9]	0:22.83 [9]	0:11.81 [9]	1.69L	0:34.06 +1	
		Robbie Dolan		800m	400m	(0:13.84)	(0:11.31)	(0:11.12)	(0:11.23)	(0:11.02)	(0:11.81)			
4	21	TAKE A PICTURE	7	67.2	0:10.99	1:10.45 [4]	0:56.56 [9]	0:45.47 [8]	0:34.36 [8]	0:23.03 [8]	0:12.04 [6]	2.37L	0:34.36 +0	
		Cody Collis		800m	400m	(0:13.89)	(0:11.09)	(0:11.11)	(0:11.33)	(0:10.99)	(0:12.04)			
5	5	TALTARNI FIELDS	8	69.3	0:10.88	1:10.45 [5]	0:57.17 [3]	0:46.29 [3]	0:34.96 [3]	0:23.56 [2]	0:12.34 [4]	2.39L	0:34.96 +2	
		Cejay Graham		Overall	1000m	(0:13.28)	(0:10.88)	(0:11.33)	(0:11.40)	(0:11.22)	(0:12.34)			
6	15	CERTAINLYCAN	2	67.6	0:10.99	1:10.55 [6]	0:57.05 [6]	0:46.06 [5]	0:34.91 [4]	0:23.64 [3]	0:12.54 [2]	2.95L	0:34.91 +4	
		Regan Bayliss		1000m	1000m	(0:13.50)	(0:10.99)	(0:11.15)	(0:11.27)	(0:11.10)	(0:12.54)			
7	9	TANNENBURG	9	66.9	0:11.00	1:10.85 [7]	0:56.56 [10]	0:45.56 [10]	0:34.28 [10]	0:23.11 [10]	0:12.02 [10]	4.76L	0:34.28 +1	
		Jason Collett		1000m	1000m	(0:14.29)	(0:11.00)	(0:11.28)	(0:11.17)	(0:11.09)	(0:12.02)			
8	19	SHE MINE	1	69.7	0:10.99	1:10.98 [8]	0:57.53 [4]	0:46.54 [4]	0:35.29 [5]	0:23.86 [5]	0:12.47 [8]	5.5L	0:35.29 -2	
		Taylor Marshall		Overall	1000m	(0:13.45)	(0:10.99)	(0:11.25)	(0:11.43)	(0:11.39)	(0:12.47)			
9	18	TARPS	10	70.9	0:10.61	1:11.03 [9]	0:57.91 [1]	0:47.30 [1]	0:36.11 [1]	0:24.78 [1]	0:13.08 [1]	5.82L	0:36.11 -1	
		Jade Hampson		Overall	1000m	(0:13.12)	(0:10.61)	(0:11.19)	(0:11.33)	(0:11.70)	(0:13.08)			
10	4	RUSSIAN SUB	6	69.5	0:10.82	1:11.33 [10]	0:58.06 [2]	0:47.24 [2]	0:35.89 [2]	0:24.29 [4]	0:12.86 [7]	7.59L	0:35.89 -1	
		Angela Jones		Overall	1000m	(0:13.27)	(0:10.82)	(0:11.35)	(0:11.60)	(0:11.43)	(0:12.86)			

Scratched: Liberty Steps (#7), Rose Of Shiraz (#17), Grandeur Rose (#23), Electric Arrow (#22), Epic Proportions (#2), Cressbrook (#20), Harry's Bar (#16), No Name Frank (#8), Ivan's Hero (#3), Ouroboros (#

[ ] Ranking at each section and finish  
-:--:-- No data available at this section  
NA No data available

SCN Saddle cloth number  
DNF Did not finish  
DNT Did not track



# Eagle Farm QLD Professional

## Race 10: LADBROKES RACING CLUB Class 3 Plate - 1200m

21 December 2024 - 17:51



BRISBANE  
RACING CLUB

Track Rating: Good 4, Weather: Fine, Rail Position: +4.5m Entire

Section		Overall	1000m	800m	600m	400m	200m	Last 600m					
Field Times		1:10.04 (0:13.12)	0:56.92 (0:10.61)	0:46.31 (0:11.19)	0:35.12 (0:11.33)	0:23.79 (0:11.70)	0:12.09 (0:12.09)	0:35.12					
Rank	TAB Horse/Jockey	Barrier	Top Speed [km/h]	Fastest Section	Margin						Distance Travelled [m]		
11	11 HEMAN Martin Harley	4	66.6 800m	0:11.13 1000m	1:11.41 [11] (0:14.32)	0:57.09 [11] (0:11.13)	0:45.96 [11] (0:11.16)	0:34.80 [11] (0:11.20)	0:23.60 [11] (0:11.28)	0:12.32 [11] (0:12.32)	8.05L	0:34.80	+1

Scratched: Liberty Steps (#7), Rose Of Shiraz (#17), Grandeur Rose (#23), Electric Arrow (#22), Epic Proportions (#2), Cressbrook (#20), Harry's Bar (#16), No Name Frank (#8), Ivan's Hero (#3), Ouroboros (#

[ ] Ranking at each section and finish  
 -:-:-:- No data available at this section  
 NA No data available

SCN Saddle cloth number  
 DNF Did not finish  
 DNT Did not track



Horse/Jockey Name	Adriël
Final Rank	1
Fastest Section Time (Section)	0:10.89 (400m)
Top Speed [km/h] (Section)	67.9 (400m)
Race State	Finished

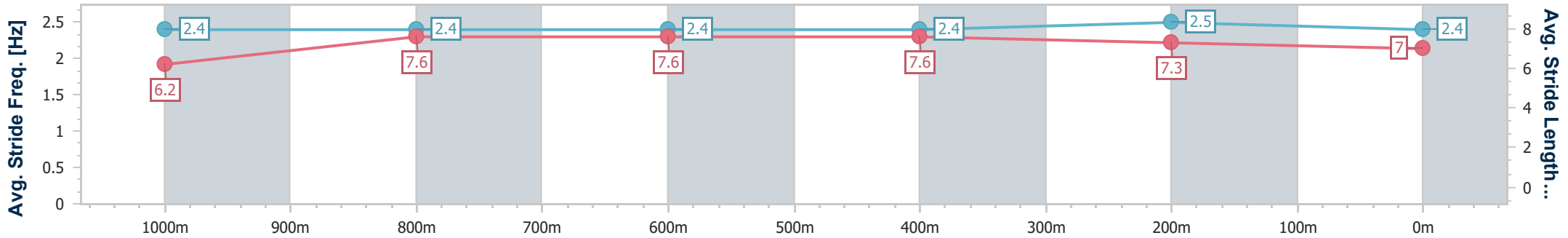
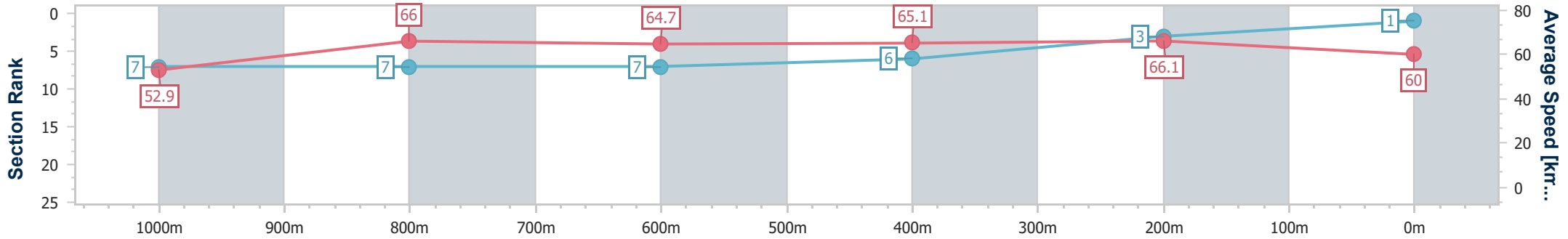


Eagle Farm QLD Professional  
 Race 10: LADBROKES RACING CLUB Class 3 Plate - 1200m  
 21 December 2024 - 17:51  
 Track Rating: Good 4, Weather: Fine, Rail Position: +4.5m Entire



BRISBANE  
RACING CLUB

Section	Overall	1000m	800m	600m	400m	200m
Section Times	1:10.04 [1] (0:13.65)	0:56.39 [7] (0:11.09)	0:45.30 [7] (0:11.20)	0:34.10 [7] (0:11.20)	0:22.90 [6] (0:10.89)	0:12.01 [3] (0:12.01)
Average Speed [km/h]	52.9	66.0	64.7	65.1	66.1	60.0
Top Speed [km/h]	67.9	67.3	65.9	66.3	67.9	63.5
Avg. Dist. to Rail [m]	3.9	3.2	1.7	2.4	7.2	8.9
Avg. Stride Freq. [Hz]	2.4	2.4	2.4	2.4	2.5	2.4
Avg. Stride Length [m]	6.2	7.6	7.6	7.6	7.3	7.0



- [ ] Ranking at each section and finish
- .-.- No data available at this section
- NA No data available



Horse/Jockey Name	Thankyou Henry
Final Rank	2
Fastest Section Time (Section)	0:10.99 (400m)
Top Speed [km/h] (Section)	68.8 (Overall)
Race State	Finished

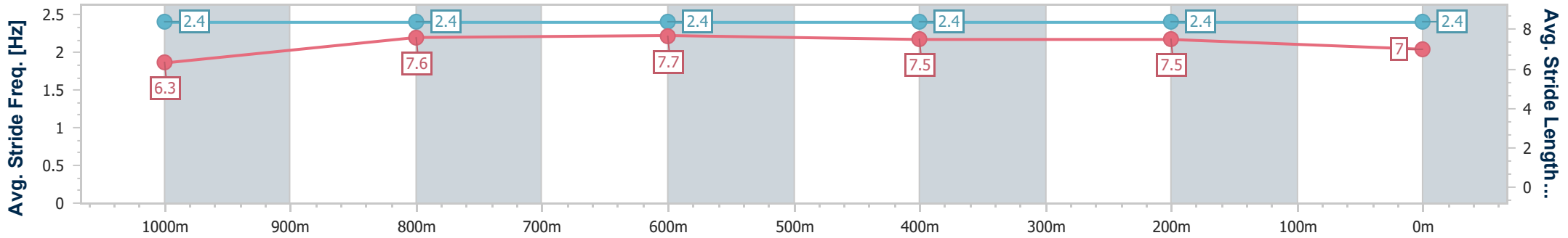
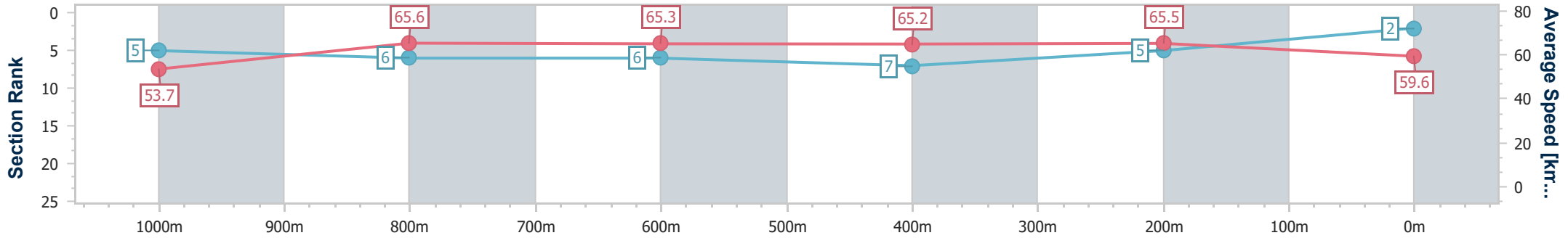


Eagle Farm QLD Professional  
 Race 10: LADBROKES RACING CLUB Class 3 Plate - 1200m  
 21 December 2024 - 17:51  
 Track Rating: Good 4, Weather: Fine, Rail Position: +4.5m Entire



BRISBANE  
 RACING CLUB

Section	Overall	1000m	800m	600m	400m	200m
Section Times	1:10.30 [2] (0:13.48)	0:56.82 [5] (0:11.20)	0:45.62 [6] (0:11.25)	0:34.37 [6] (0:11.28)	0:23.09 [7] (0:10.99)	0:12.10 [5]
Average Speed [km/h]	53.7	65.6	65.3	65.2	65.5	59.6
Top Speed [km/h]	68.8	66.9	66.3	67.5	68.3	63.0
Avg. Dist. to Rail [m]	8.7	4.2	4.3	4.7	10.4	11.6
Avg. Stride Freq. [Hz]	2.4	2.4	2.4	2.4	2.4	2.4
Avg. Stride Length [m]	6.3	7.6	7.7	7.5	7.5	7.0



- [ ] Ranking at each section and finish
- .-.- No data available at this section
- NA No data available



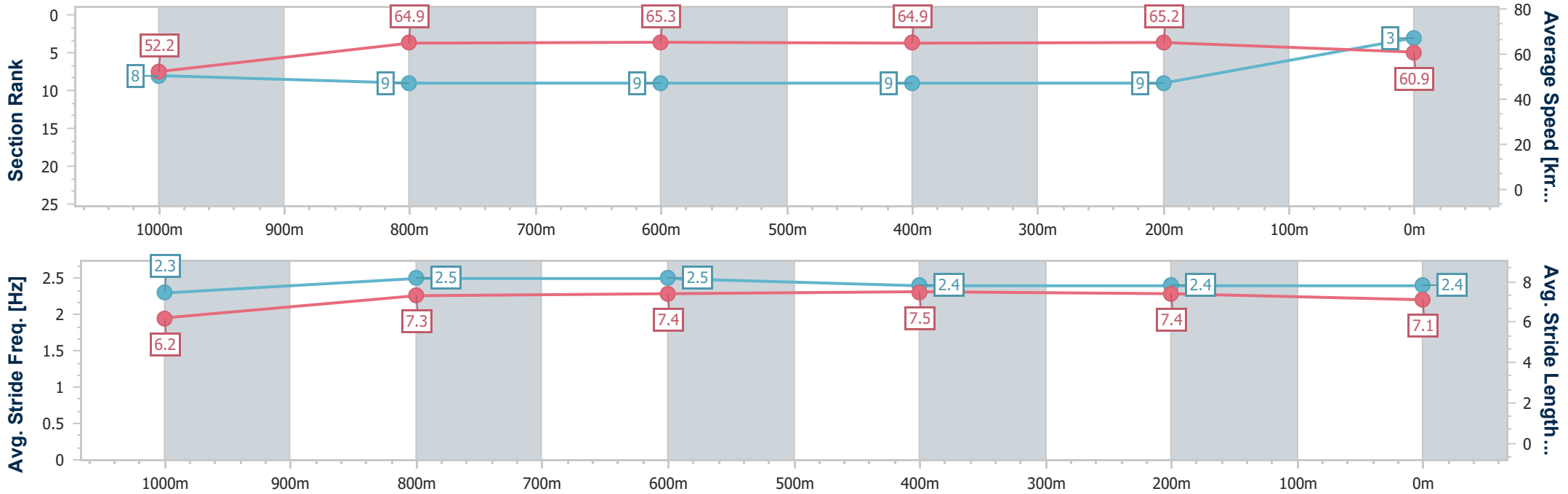
Horse/Jockey Name	Miss Bayles
Final Rank	3
Fastest Section Time (Section)	0:11.02 (400m)
Top Speed [km/h] (Section)	67.2 (800m)
Race State	Finished



Eagle Farm QLD Professional  
 Race 10: LADBROKES RACING CLUB Class 3 Plate - 1200m  
 21 December 2024 - 17:51  
 Track Rating: Good 4, Weather: Fine, Rail Position: +4.5m Entire



Section	Overall	1000m	800m	600m	400m	200m
Section Times	1:10.33 [3] (0:13.84)	0:56.49 [8] (0:11.31)	0:45.18 [9] (0:11.12)	0:34.06 [9] (0:11.23)	0:22.83 [9] (0:11.02)	0:11.81 [9] (0:11.81)
Average Speed [km/h]	52.2	64.9	65.3	64.9	65.2	60.9
Top Speed [km/h]	67.0	67.2	67.2	66.5	66.6	63.4
Avg. Dist. to Rail [m]	3.8	3.8	2.4	2.2	8.6	9.1
Avg. Stride Freq. [Hz]	2.3	2.5	2.5	2.4	2.4	2.4
Avg. Stride Length [m]	6.2	7.3	7.4	7.5	7.4	7.1



- [ ] Ranking at each section and finish
- .-.- No data available at this section
- NA No data available





Horse/Jockey Name	Take A Picture
Final Rank	4
Fastest Section Time (Section)	0:10.99 (400m)
Top Speed [km/h] (Section)	67.2 (800m)
Race State	Finished

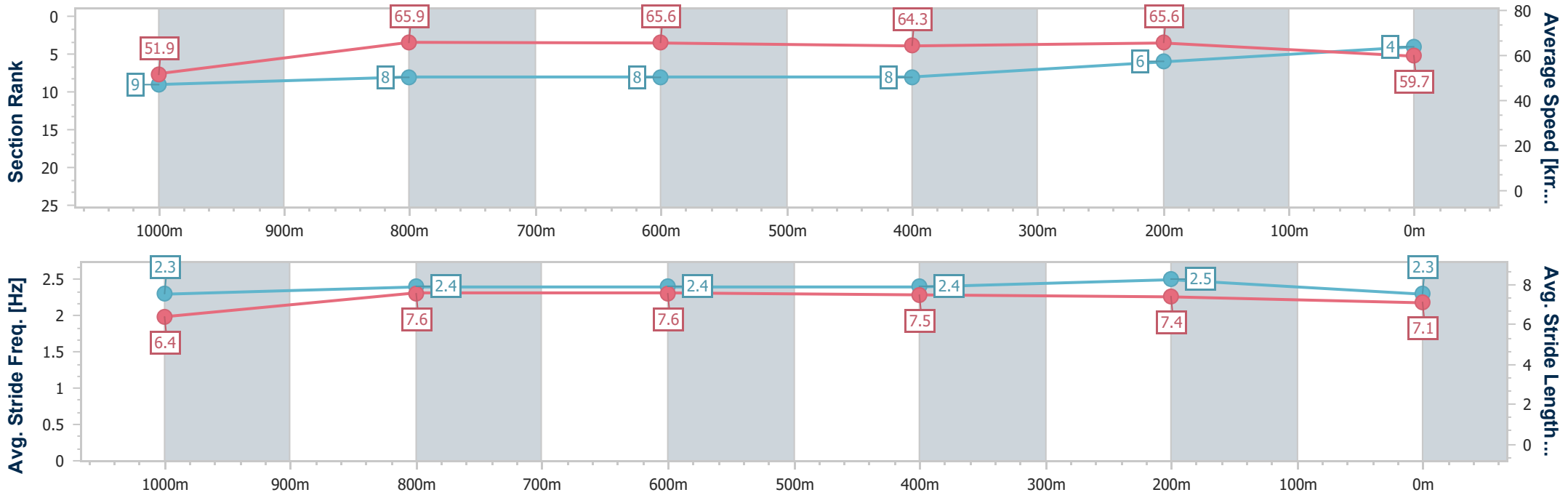


Eagle Farm QLD Professional  
 Race 10: LADBROKES RACING CLUB Class 3 Plate - 1200m  
 21 December 2024 - 17:51  
 Track Rating: Good 4, Weather: Fine, Rail Position: +4.5m Entire



BRISBANE  
 RACING CLUB

Section	Overall	1000m	800m	600m	400m	200m
Section Times	1:10.45 [4] (0:13.89)	0:56.56 [9] (0:11.09)	0:45.47 [8] (0:11.11)	0:34.36 [8] (0:11.33)	0:23.03 [8] (0:10.99)	0:12.04 [6] (0:12.04)
Average Speed [km/h]	51.9	65.9	65.6	64.3	65.6	59.7
Top Speed [km/h]	64.2	67.2	67.2	66.7	66.5	63.7
Avg. Dist. to Rail [m]	5.4	3.2	2.3	2.6	8.7	11.1
Avg. Stride Freq. [Hz]	2.3	2.4	2.4	2.4	2.5	2.3
Avg. Stride Length [m]	6.4	7.6	7.6	7.5	7.4	7.1



- [ ] Ranking at each section and finish
- .-.- No data available at this section
- NA No data available



Horse/Jockey Name	Taltarni Fields
Final Rank	5
Fastest Section Time (Section)	0:10.88 (1000m)
Top Speed [km/h] (Section)	69.3 (Overall)
Race State	Finished

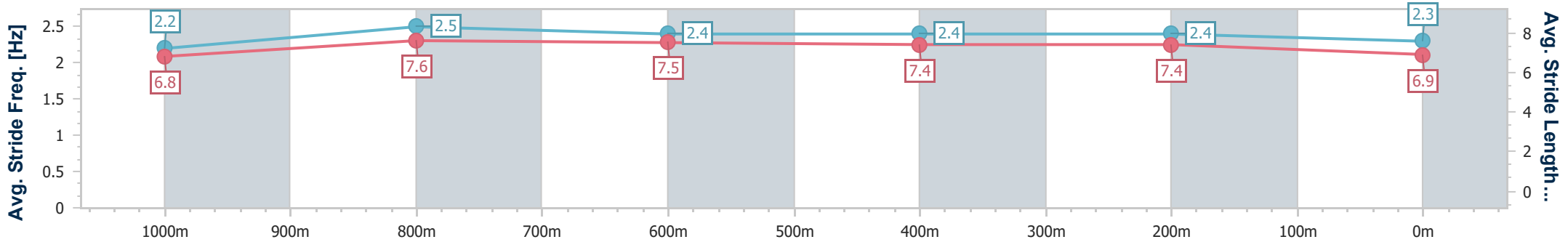
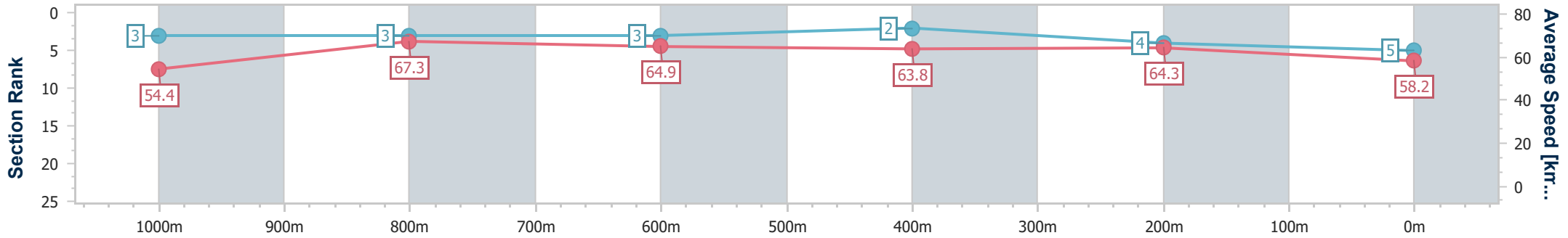


Eagle Farm QLD Professional  
 Race 10: LADBROKES RACING CLUB Class 3 Plate - 1200m  
 21 December 2024 - 17:51  
 Track Rating: Good 4, Weather: Fine, Rail Position: +4.5m Entire



BRISBANE  
RACING CLUB

Section	Overall	1000m	800m	600m	400m	200m
Section Times	1:10.45 [5] (0:13.28)	0:57.17 [3] (0:10.88)	0:46.29 [3] (0:11.33)	0:34.96 [3] (0:11.40)	0:23.56 [2] (0:11.22)	0:12.34 [4] (0:12.34)
Average Speed [km/h]	54.4	67.3	64.9	63.8	64.3	58.2
Top Speed [km/h]	69.3	68.8	66.7	66.6	67.1	61.2
Avg. Dist. to Rail [m]	6.7	3.4	3.9	2.5	6.8	6.3
Avg. Stride Freq. [Hz]	2.2	2.5	2.4	2.4	2.4	2.3
Avg. Stride Length [m]	6.8	7.6	7.5	7.4	7.4	6.9



- [ ] Ranking at each section and finish
- .-.- No data available at this section
- NA No data available



Horse/Jockey Name	Certainlycan
Final Rank	6
Fastest Section Time (Section)	0:10.99 (1000m)
Top Speed [km/h] (Section)	67.6 (1000m)
Race State	Finished

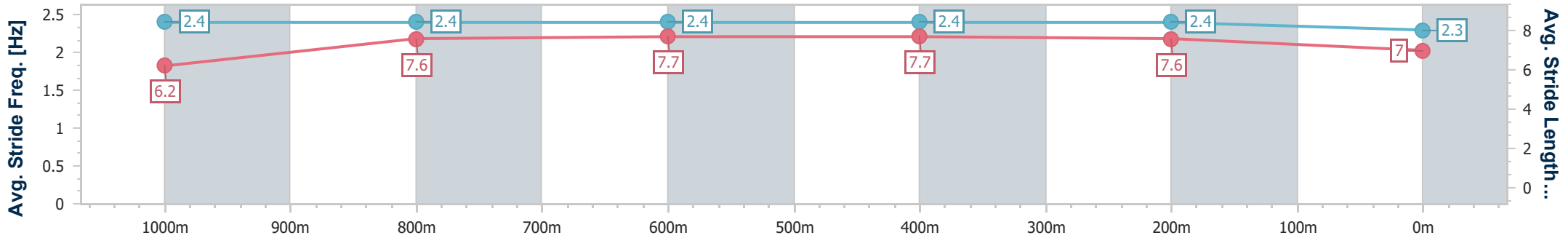
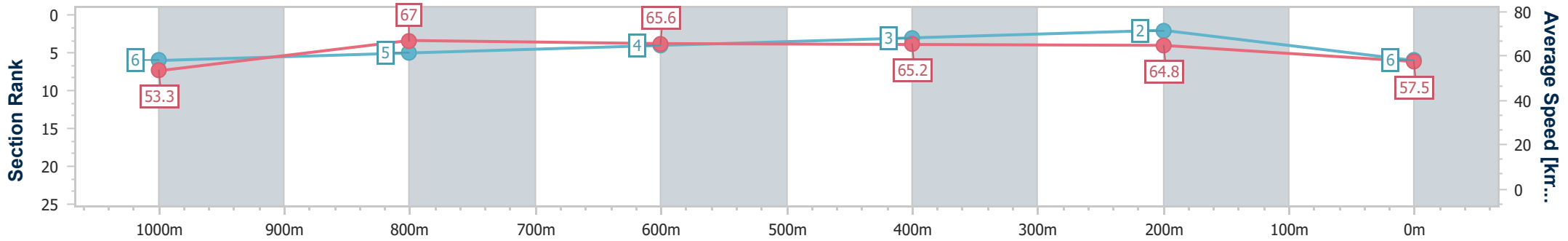


Eagle Farm QLD Professional  
 Race 10: LADBROKES RACING CLUB Class 3 Plate - 1200m  
 21 December 2024 - 17:51  
 Track Rating: Good 4, Weather: Fine, Rail Position: +4.5m Entire



BRISBANE  
RACING CLUB

Section	Overall	1000m	800m	600m	400m	200m
Section Times	1:10.55 [6] (0:13.50)	0:57.05 [6] (0:10.99)	0:46.06 [5] (0:11.15)	0:34.91 [4] (0:11.27)	0:23.64 [3] (0:11.10)	0:12.54 [2] (0:12.54)
Average Speed [km/h]	53.3	67.0	65.6	65.2	64.8	57.5
Top Speed [km/h]	66.5	67.6	66.9	66.9	67.1	62.1
Avg. Dist. to Rail [m]	2.7	3.8	3.9	4.1	7.0	7.0
Avg. Stride Freq. [Hz]	2.4	2.4	2.4	2.4	2.4	2.3
Avg. Stride Length [m]	6.2	7.6	7.7	7.7	7.6	7.0



- [ ] Ranking at each section and finish
- .-.- No data available at this section
- NA No data available



Horse/Jockey Name	Tannenburg
Final Rank	7
Fastest Section Time (Section)	0:11.00 (1000m)
Top Speed [km/h] (Section)	66.9 (1000m)
Race State	Finished

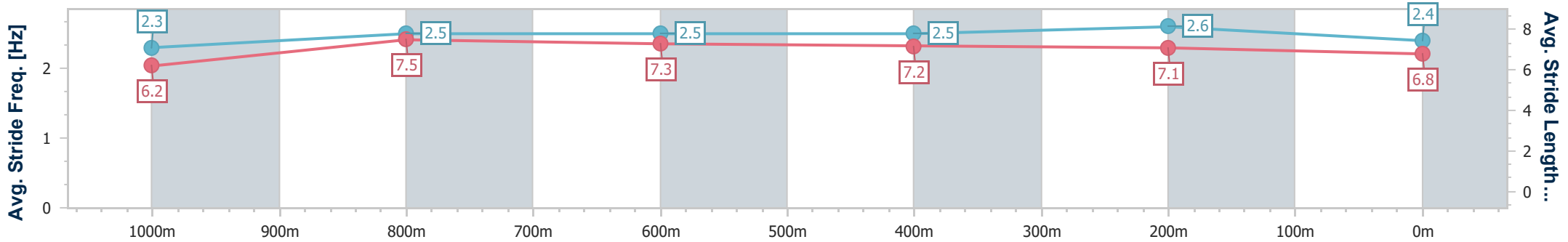
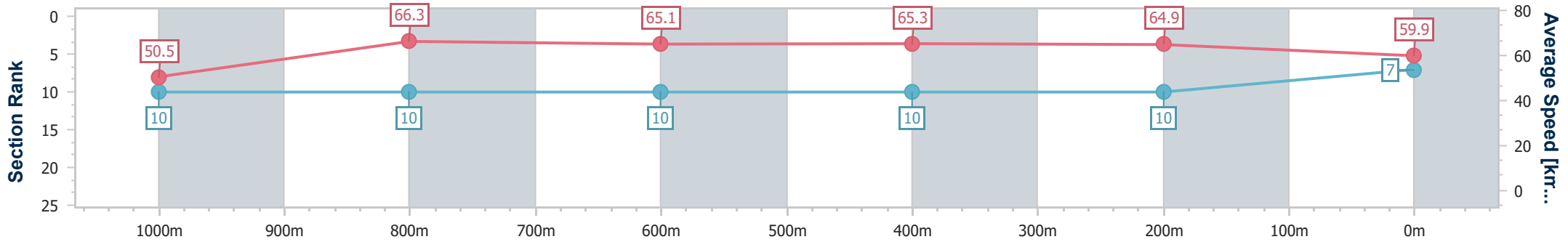


Eagle Farm QLD Professional  
 Race 10: LADBROKES RACING CLUB Class 3 Plate - 1200m  
 21 December 2024 - 17:51  
 Track Rating: Good 4, Weather: Fine, Rail Position: +4.5m Entire



BRISBANE  
 RACING CLUB

Section	Overall	1000m	800m	600m	400m	200m
Section Times	1:10.85 [7] (0:14.29)	0:56.56 [10] (0:11.00)	0:45.56 [10] (0:11.28)	0:34.28 [10] (0:11.17)	0:23.11 [10] (0:11.09)	0:12.02 [10]
Average Speed [km/h]	50.5	66.3	65.1	65.3	64.9	59.9
Top Speed [km/h]	64.8	66.9	65.7	65.9	65.6	63.6
Avg. Dist. to Rail [m]	6.3	2.6	4.0	3.1	9.4	9.9
Avg. Stride Freq. [Hz]	2.3	2.5	2.5	2.5	2.6	2.4
Avg. Stride Length [m]	6.2	7.5	7.3	7.2	7.1	6.8



- [ ] Ranking at each section and finish
- .-.- No data available at this section
- NA No data available



Horse/Jockey Name	She Mine
Final Rank	8
Fastest Section Time (Section)	0:10.99 (1000m)
Top Speed [km/h] (Section)	69.7 (Overall)
Race State	Finished

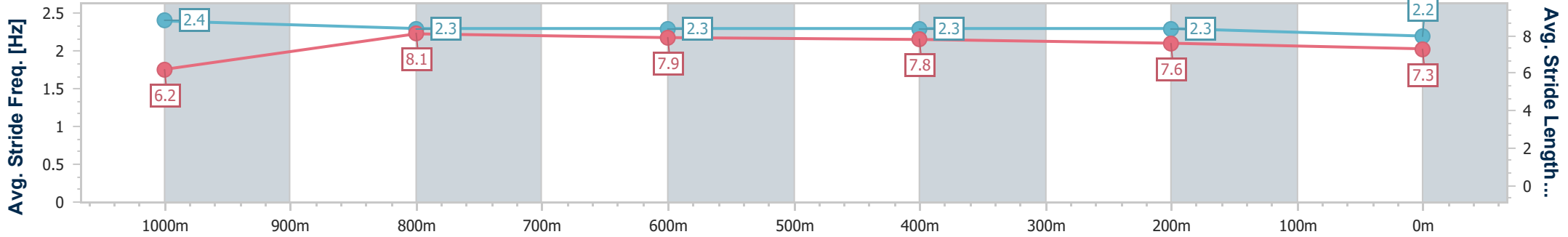
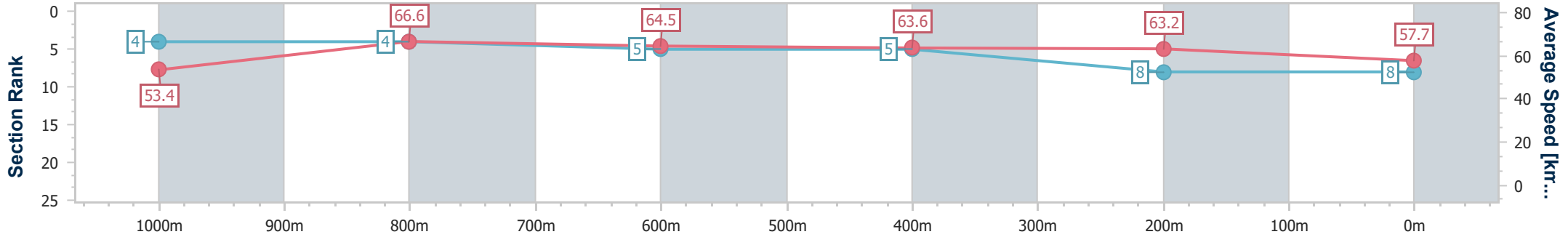


Eagle Farm QLD Professional  
 Race 10: LADBROKES RACING CLUB Class 3 Plate - 1200m  
 21 December 2024 - 17:51  
 Track Rating: Good 4, Weather: Fine, Rail Position: +4.5m Entire



BRISBANE  
RACING CLUB

Section	Overall	1000m	800m	600m	400m	200m
Section Times	1:10.98 [8] (0:13.45)	0:57.53 [4] (0:10.99)	0:46.54 [4] (0:11.25)	0:35.29 [5] (0:11.43)	0:23.86 [5] (0:11.39)	0:12.47 [8] (0:12.47)
Average Speed [km/h]	53.4	66.6	64.5	63.6	63.2	57.7
Top Speed [km/h]	69.7	67.3	65.3	64.6	64.4	61.2
Avg. Dist. to Rail [m]	0.7	2.5	1.9	2.2	5.9	5.6
Avg. Stride Freq. [Hz]	2.4	2.3	2.3	2.3	2.3	2.2
Avg. Stride Length [m]	6.2	8.1	7.9	7.8	7.6	7.3



- [ ] Ranking at each section and finish
- .-.- No data available at this section
- NA No data available



Horse/Jockey Name	Tarps
Final Rank	9
Fastest Section Time (Section)	0:10.61 (1000m)
Top Speed [km/h] (Section)	70.9 (Overall)
Race State	Finished

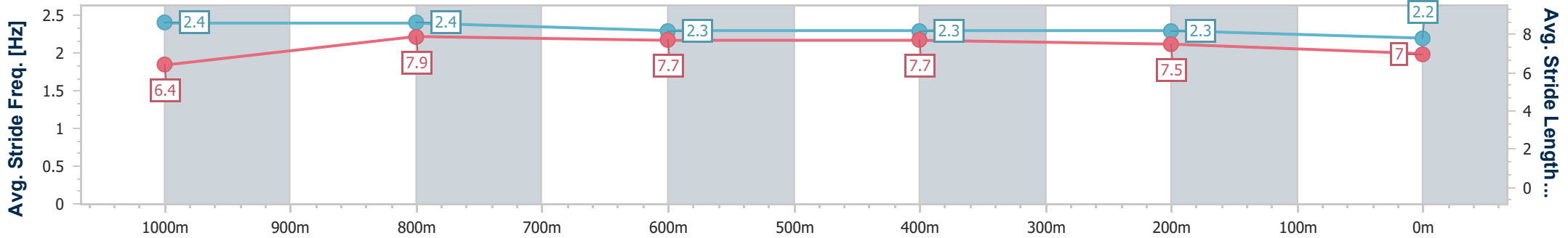
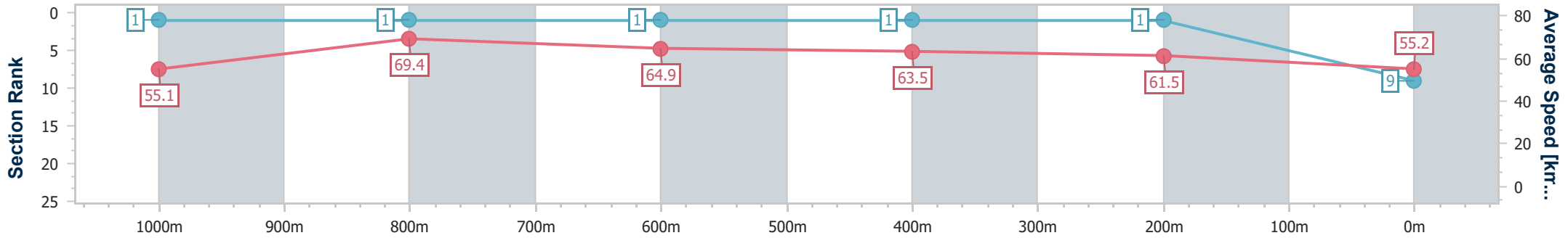


Eagle Farm QLD Professional  
 Race 10: LADBROKES RACING CLUB Class 3 Plate - 1200m  
 21 December 2024 - 17:51  
 Track Rating: Good 4, Weather: Fine, Rail Position: +4.5m Entire



BRISBANE  
RACING CLUB

Section	Overall	1000m	800m	600m	400m	200m
Section Times	1:11.03 [9] (0:13.12)	0:57.91 [1] (0:10.61)	0:47.30 [1] (0:11.19)	0:36.11 [1] (0:11.33)	0:24.78 [1] (0:11.70)	0:13.08 [1] (0:13.08)
Average Speed [km/h]	55.1	69.4	64.9	63.5	61.5	55.2
Top Speed [km/h]	70.9	70.3	66.7	64.3	63.8	59.1
Avg. Dist. to Rail [m]	8.3	3.9	2.3	0.4	3.9	3.8
Avg. Stride Freq. [Hz]	2.4	2.4	2.3	2.3	2.3	2.2
Avg. Stride Length [m]	6.4	7.9	7.7	7.7	7.5	7.0



- [ ] Ranking at each section and finish
- .-.- No data available at this section
- NA No data available



Horse/Jockey Name	Russian Sub
Final Rank	10
Fastest Section Time (Section)	0:10.82 (1000m)
Top Speed [km/h] (Section)	69.5 (Overall)
Race State	Finished

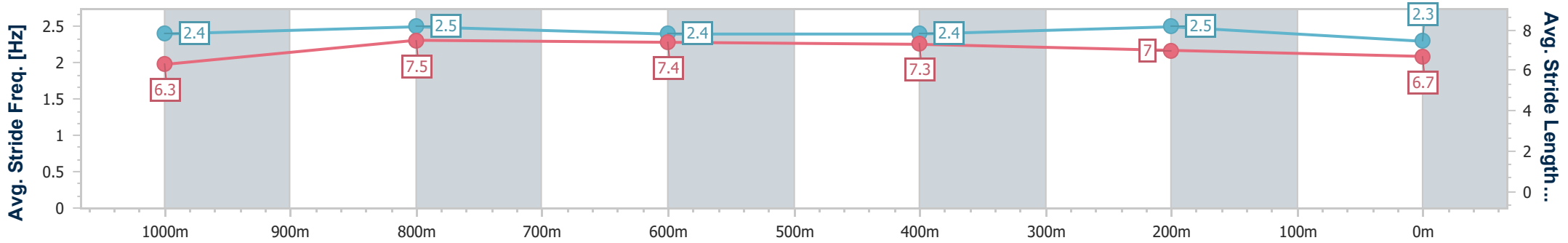
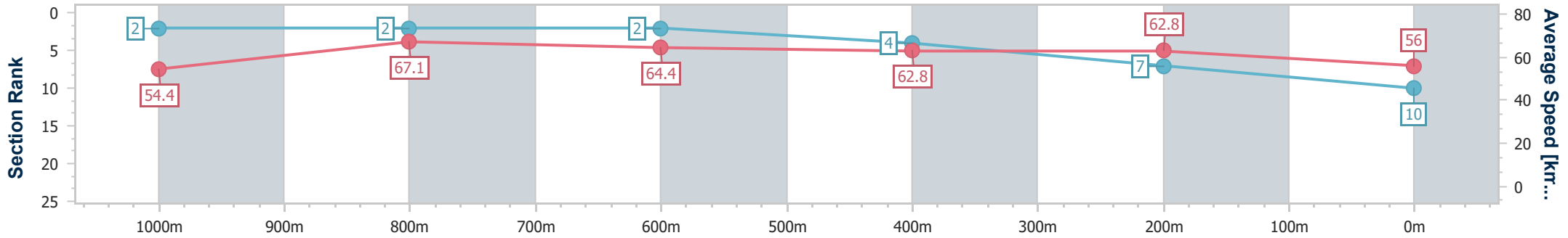


Eagle Farm QLD Professional  
 Race 10: LADBROKES RACING CLUB Class 3 Plate - 1200m  
 21 December 2024 - 17:51  
 Track Rating: Good 4, Weather: Fine, Rail Position: +4.5m Entire



BRISBANE  
RACING CLUB

Section	Overall	1000m	800m	600m	400m	200m
Section Times	1:11.33 [10] (0:13.27)	0:58.06 [2] (0:10.82)	0:47.24 [2] (0:11.35)	0:35.89 [2] (0:11.60)	0:24.29 [4] (0:11.43)	0:12.86 [7] (0:12.86)
Average Speed [km/h]	54.4	67.1	64.4	62.8	62.8	56.0
Top Speed [km/h]	69.5	68.0	65.7	64.0	64.8	60.6
Avg. Dist. to Rail [m]	5.1	1.8	3.0	2.2	5.2	4.3
Avg. Stride Freq. [Hz]	2.4	2.5	2.4	2.4	2.5	2.3
Avg. Stride Length [m]	6.3	7.5	7.4	7.3	7.0	6.7



- [ ] Ranking at each section and finish
- .-.- No data available at this section
- NA No data available



Horse/Jockey Name	Heman
Final Rank	11
Fastest Section Time (Section)	0:11.13 (1000m)
Top Speed [km/h] (Section)	66.6 (800m)
Race State	Finished

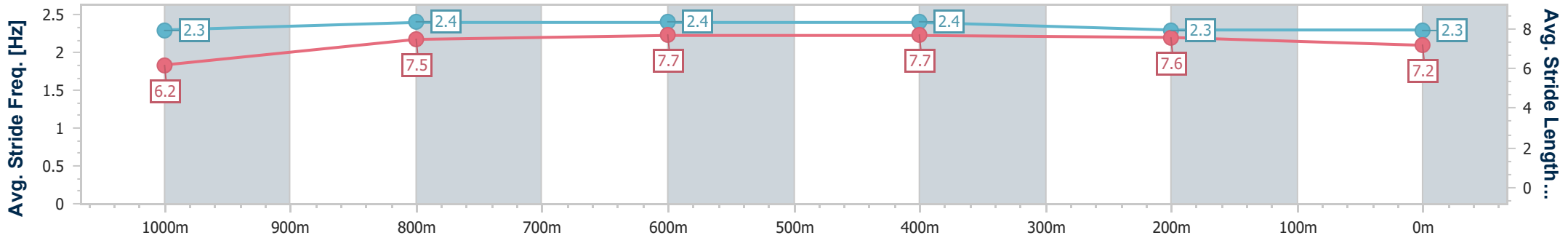
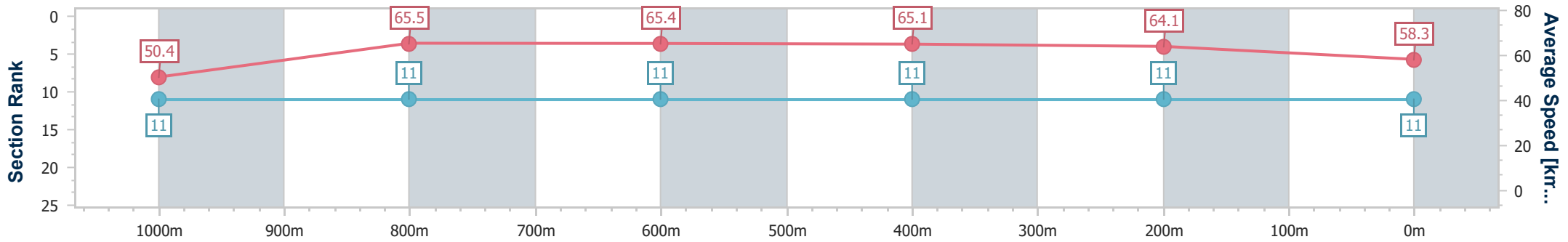


Eagle Farm QLD Professional  
 Race 10: LADBROKES RACING CLUB Class 3 Plate - 1200m  
 21 December 2024 - 17:51  
 Track Rating: Good 4, Weather: Fine, Rail Position: +4.5m Entire



BRISBANE  
RACING CLUB

Section	Overall	1000m	800m	600m	400m	200m
Section Times	1:11.41 [11] (0:14.32)	0:57.09 [11] (0:11.13)	0:45.96 [11] (0:11.16)	0:34.80 [11] (0:11.20)	0:23.60 [11] (0:11.28)	0:12.32 [11] (0:12.32)
Average Speed [km/h]	50.4	65.5	65.4	65.1	64.1	58.3
Top Speed [km/h]	64.2	66.0	66.6	66.0	65.4	61.9
Avg. Dist. to Rail [m]	3.0	2.7	2.8	3.2	7.1	7.2
Avg. Stride Freq. [Hz]	2.3	2.4	2.4	2.4	2.3	2.3
Avg. Stride Length [m]	6.2	7.5	7.7	7.7	7.6	7.2



- [ ] Ranking at each section and finish
- .-.- No data available at this section
- NA No data available