



Rockhampton QLD Professional

Race 3: JOHN GOSS PROJECTS BENCHMARK 65 Handicap - 1400m

19 December 2024 - 14:15



Track Rating: Soft 7, Weather: Fine, Rail Position: +1m Entire

Section		Overall	1200m	1000m	800m	600m	400m	Last 600m				
Field Times		1:23.92 (0:13.61)	1:10.31 (0:11.48)	0:58.83 (0:11.88)	0:46.95 (0:11.98)	0:34.97 (0:11.35)	0:23.62 (0:11.61)	0:34.97				
Rank	TAB Horse/Jockey	Barrier	Top Speed [km/h]	Fastest Section	Distance Travelled [m]							
1	3 NOBLE HEART Liv O'Donnell	3	65.9 600m	0:11.12 600m	1:23.92 [1] (0:13.80)	1:10.12 [2] (0:11.82)	0:58.30 [3] (0:11.95)	0:46.35 [2] (0:11.99)	0:34.36 [2] (0:11.12)	0:23.24 [2] (0:11.30)	0:34.36	
2	2 NONDISCLOSURE Ashley Butler	6	64.9 1200m	0:11.35 600m	1:23.96 [2] (0:13.61)	1:10.35 [1] (0:11.48)	0:58.87 [1] (0:11.88)	0:46.99 [1] (0:11.98)	0:35.01 [1] (0:11.35)	0:23.66 [1] (0:11.61)	0:35.01	+3
3	6 GENERAL WOLFFE Olivia Kendal	2	66.7 600m	0:11.11 400m	1:24.13 [3] (0:14.21)	1:09.92 [6] (0:11.91)	0:58.01 [6] (0:12.13)	0:45.88 [7] (0:11.89)	0:33.99 [6] (0:11.17)	0:22.82 [6] (0:11.11)	0:33.99	-1
4	4 CHANGE THE DEEL Cody Collis	5	65.6 600m	0:11.16 600m	1:24.37 [4] (0:13.80)	1:10.57 [3] (0:11.81)	0:58.76 [2] (0:12.03)	0:46.73 [3] (0:12.03)	0:34.70 [3] (0:11.16)	0:23.54 [4] (0:11.40)	0:34.70	+5
5	7 ROSE OF TAORMINA Jackson Murphy	1	67.9 600m	0:11.00 600m	1:24.46 [5] (0:13.99)	1:10.47 [4] (0:11.92)	0:58.55 [5] (0:11.97)	0:46.58 [4] (0:11.89)	0:34.69 [4] (0:11.00)	0:23.69 [3] (0:11.35)	0:34.69	-1
6	1 SRINI Justin Huxtable	7	68.4 600m	0:10.96 600m	1:24.76 [6] (0:14.19)	1:10.57 [5] (0:11.70)	0:58.87 [4] (0:12.04)	0:46.83 [5] (0:12.11)	0:34.72 [5] (0:10.96)	0:23.76 [5] (0:11.21)	0:34.72	+2
7	5 WHATJEUDOIN' Raul Silvera Olivera	4	64.8 600m	0:11.26 600m	1:25.30 [7] (0:14.46)	1:10.84 [7] (0:11.70)	0:59.14 [7] (0:12.03)	0:47.11 [6] (0:12.03)	0:35.08 [7] (0:11.26)	0:23.82 [7] (0:11.51)	0:35.08	+5

[] Ranking at each section and finish
 -:-:- No data available at this section
 NA No data available

SCN Saddle cloth number
 DNF Did not finish
 DNT Did not track



Rockhampton QLD Professional

Race 3: JOHN GOSS PROJECTS BENCHMARK 65 Handicap - 1400m

19 December 2024 - 14:15



Track Rating: Soft 7, Weather: Fine, Rail Position: +1m Entire

Section				200m				Last 600m	
Field Times				0:12.01 (0:12.01)				0:34.97	
Rank	TAB	Horse/Jockey	Barrier	Top Speed [km/h]	Fastest Section	Margin			Distance Travelled [m]
1	3	NOBLE HEART Liv O'Donnell	3	65.9 600m	0:11.12 600m	0:11.94 [2] (0:11.94)	1:23.92		0:34.36
2	2	NONDISCLOSURE Ashley Butler	6	64.9 1200m	0:11.35 600m	0:12.05 [1] (0:12.05)	0.25L		0:35.01 +3
3	6	GENERAL WOLFFE Olivia Kendal	2	66.7 600m	0:11.11 400m	0:11.71 [6] (0:11.71)	1.25L		0:33.99 -1
4	4	CHANGE THE DEEL Cody Collis	5	65.6 600m	0:11.16 600m	0:12.14 [5] (0:12.14)	2.66L		0:34.70 +5
5	7	ROSE OF TAORMINA Jackson Murphy	1	67.9 600m	0:11.00 600m	0:12.34 [3] (0:12.34)	3.19L		0:34.69 -1
6	1	SRINI Justin Huxtable	7	68.4 600m	0:10.96 600m	0:12.55 [4] (0:12.55)	4.95L		0:34.72 +2
7	5	WHATJEUDOIN' Raul Silvera Olivera	4	64.8 600m	0:11.26 600m	0:12.31 [7] (0:12.31)	8.14L		0:35.08 +5

[] Ranking at each section and finish
 -:-:- No data available at this section
 NA No data available

SCN Saddle cloth number
 DNF Did not finish
 DNT Did not track



Horse/Jockey Name	Noble Heart
Final Rank	1
Fastest Section Time (Section)	0:11.12 (600m)
Top Speed [km/h] (Section)	65.9 (600m)
Race State	Finished



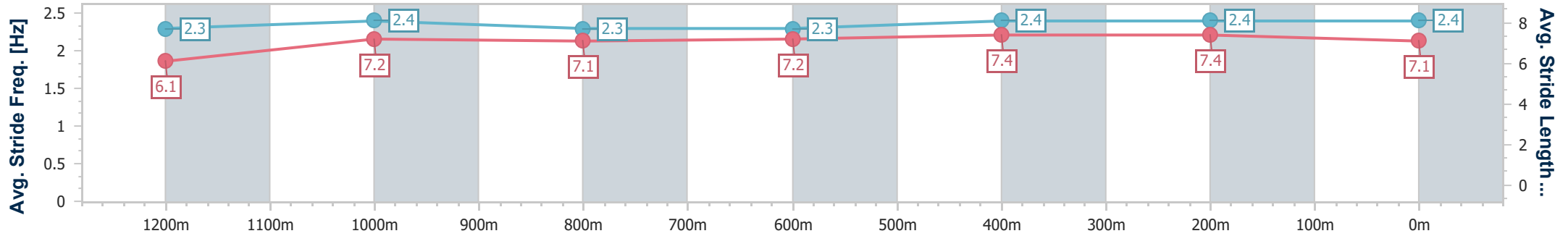
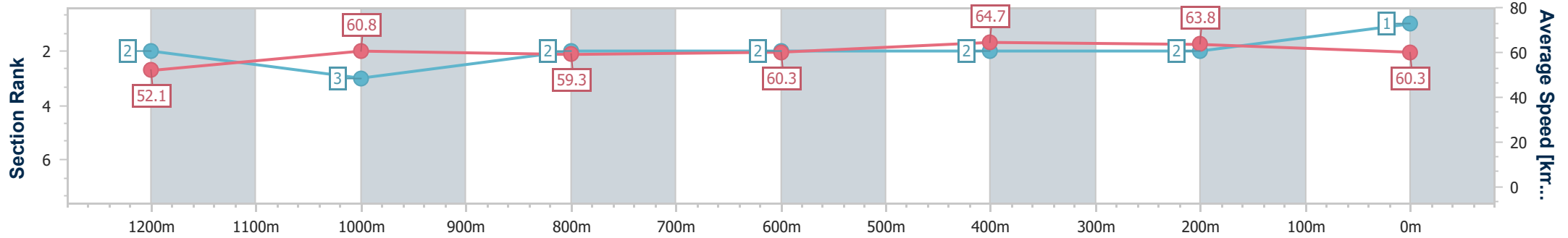
Rockhampton QLD Professional
Race 3: JOHN GOSS PROJECTS BENCHMARK 65 Handicap - 1400m

19 December 2024 - 14:15

Track Rating: Soft 7, Weather: Fine, Rail Position: +1m Entire



Section	Overall	1200m	1000m	800m	600m	400m	200m
Section Times	1:23.92 [1] (0:13.80)	1:10.12 [2] (0:11.82)	0:58.30 [3] (0:11.95)	0:46.35 [2] (0:11.99)	0:34.36 [2] (0:11.12)	0:23.24 [2] (0:11.30)	0:11.94 [2] (0:11.94)
Average Speed [km/h]	52.1	60.8	59.3	60.3	64.7	63.8	60.3
Top Speed [km/h]	62.9	62.9	60.7	62.7	65.9	65.2	62.8
Avg. Dist. to Rail [m]	3.4	3.1	3.0	1.1	3.1	4.3	5.7
Avg. Stride Freq. [Hz]	2.3	2.4	2.3	2.3	2.4	2.4	2.4
Avg. Stride Length [m]	6.1	7.2	7.1	7.2	7.4	7.4	7.1



- [] Ranking at each section and finish
- .-.- No data available at this section
- NA No data available



Horse/Jockey Name	Nondisclosure
Final Rank	2
Fastest Section Time (Section)	0:11.35 (600m)
Top Speed [km/h] (Section)	64.9 (1200m)
Race State	Finished



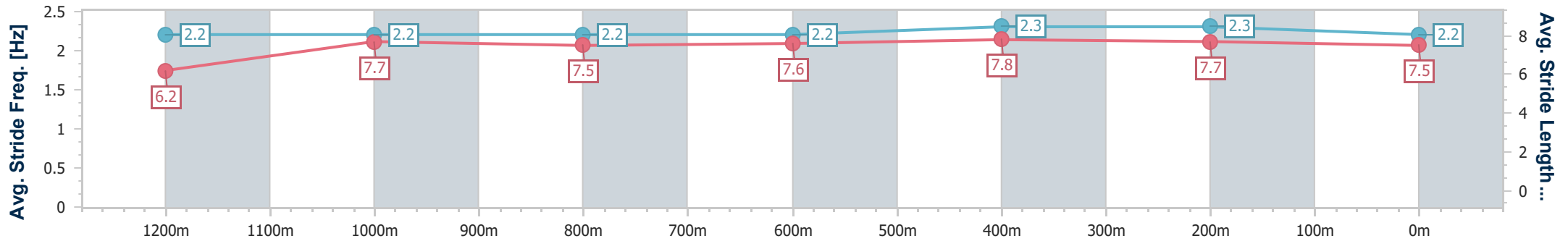
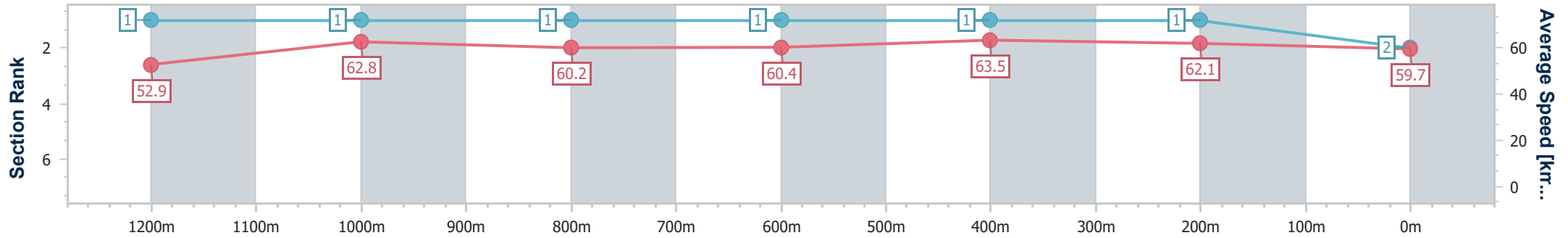
Rockhampton QLD Professional
Race 3: JOHN GOSS PROJECTS BENCHMARK 65 Handicap - 1400m

19 December 2024 - 14:15

Track Rating: Soft 7, Weather: Fine, Rail Position: +1m Entire



Section	Overall	1200m	1000m	800m	600m	400m	200m
Section Times	1:23.96 [2] (0:13.61)	1:10.35 [1] (0:11.48)	0:58.87 [1] (0:11.88)	0:46.99 [1] (0:11.98)	0:35.01 [1] (0:11.35)	0:23.66 [1] (0:11.61)	0:12.05 [1] (0:12.05)
Average Speed [km/h]	52.9	62.8	60.2	60.4	63.5	62.1	59.7
Top Speed [km/h]	64.9	64.9	62.5	62.5	63.9	63.5	61.6
Avg. Dist. to Rail [m]	7.9	1.6	0.8	0.6	0.9	1.6	0.9
Avg. Stride Freq. [Hz]	2.2	2.2	2.2	2.2	2.3	2.3	2.2
Avg. Stride Length [m]	6.2	7.7	7.5	7.6	7.8	7.7	7.5



- [] Ranking at each section and finish
- .-.- No data available at this section
- NA No data available



Horse/Jockey Name	General Wolffe
Final Rank	3
Fastest Section Time (Section)	0:11.11 (400m)
Top Speed [km/h] (Section)	66.7 (600m)
Race State	Finished



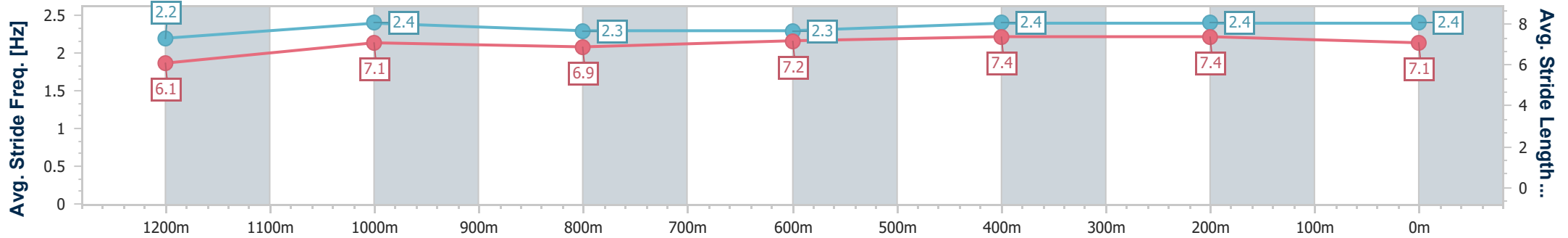
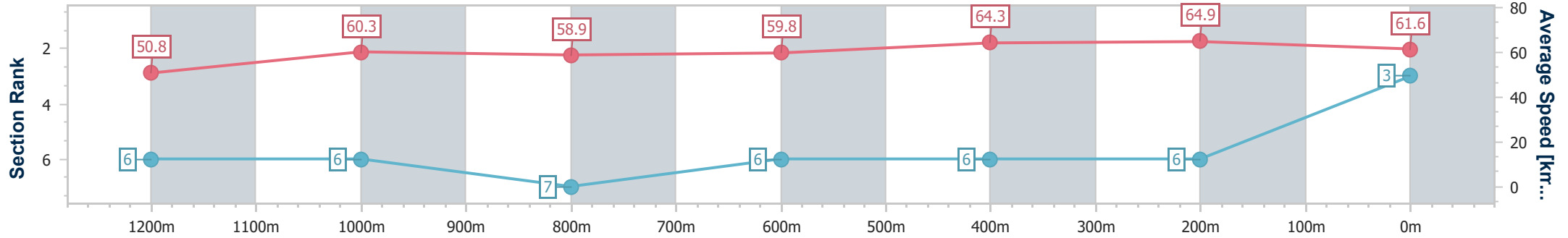
Rockhampton QLD Professional
Race 3: JOHN GOSS PROJECTS BENCHMARK 65 Handicap - 1400m

19 December 2024 - 14:15

Track Rating: Soft 7, Weather: Fine, Rail Position: +1m Entire



Section	Overall	1200m	1000m	800m	600m	400m	200m
Section Times	1:24.13 [3] (0:14.21)	1:09.92 [6] (0:11.91)	0:58.01 [6] (0:12.13)	0:45.88 [7] (0:11.89)	0:33.99 [6] (0:11.17)	0:22.82 [6] (0:11.11)	0:11.71 [6] (0:11.71)
Average Speed [km/h]	50.8	60.3	58.9	59.8	64.3	64.9	61.6
Top Speed [km/h]	61.4	63.4	59.6	61.4	66.7	65.4	64.7
Avg. Dist. to Rail [m]	2.4	2.0	1.3	1.3	0.6	1.9	2.0
Avg. Stride Freq. [Hz]	2.2	2.4	2.3	2.3	2.4	2.4	2.4
Avg. Stride Length [m]	6.1	7.1	6.9	7.2	7.4	7.4	7.1



- [] Ranking at each section and finish
- .-.- No data available at this section
- NA No data available



Horse/Jockey Name	Change The Deel
Final Rank	4
Fastest Section Time (Section)	0:11.16 (600m)
Top Speed [km/h] (Section)	65.6 (600m)
Race State	Finished



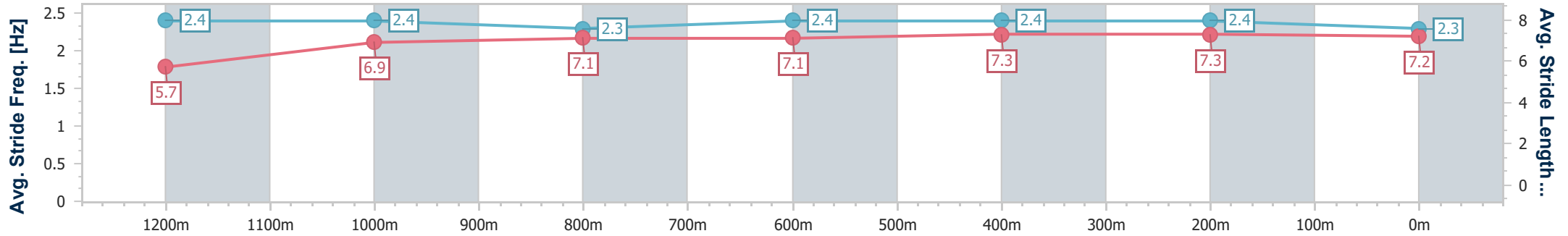
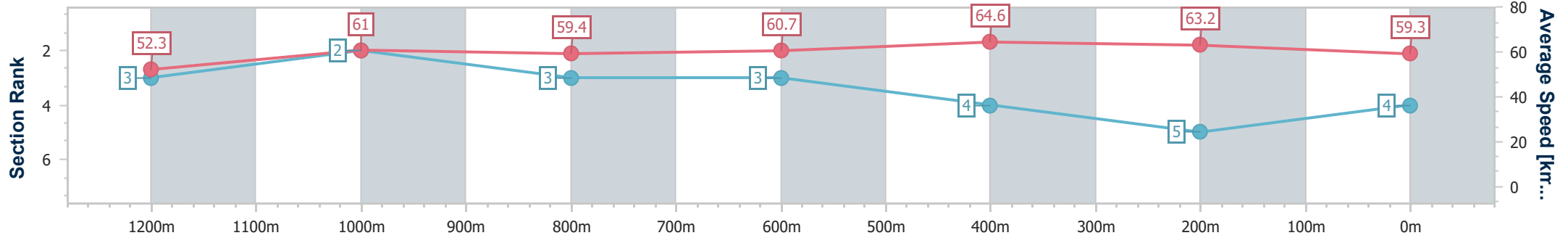
Rockhampton QLD Professional
Race 3: JOHN GOSS PROJECTS BENCHMARK 65 Handicap - 1400m

19 December 2024 - 14:15

Track Rating: Soft 7, Weather: Fine, Rail Position: +1m Entire



Section	Overall	1200m	1000m	800m	600m	400m	200m
Section Times	1:24.37 [4] (0:13.80)	1:10.57 [3] (0:11.81)	0:58.76 [2] (0:12.03)	0:46.73 [3] (0:12.03)	0:34.70 [3] (0:11.16)	0:23.54 [4] (0:11.40)	0:12.14 [5] (0:12.14)
Average Speed [km/h]	52.3	61.0	59.4	60.7	64.6	63.2	59.3
Top Speed [km/h]	62.9	62.2	60.2	63.7	65.6	64.9	62.0
Avg. Dist. to Rail [m]	5.9	0.9	1.3	1.8	2.9	4.4	5.2
Avg. Stride Freq. [Hz]	2.4	2.4	2.3	2.4	2.4	2.4	2.3
Avg. Stride Length [m]	5.7	6.9	7.1	7.1	7.3	7.3	7.2



- [] Ranking at each section and finish
- .-.- No data available at this section
- NA No data available



Horse/Jockey Name	Rose Of Taormina
Final Rank	5
Fastest Section Time (Section)	0:11.00 (600m)
Top Speed [km/h] (Section)	67.9 (600m)
Race State	Finished



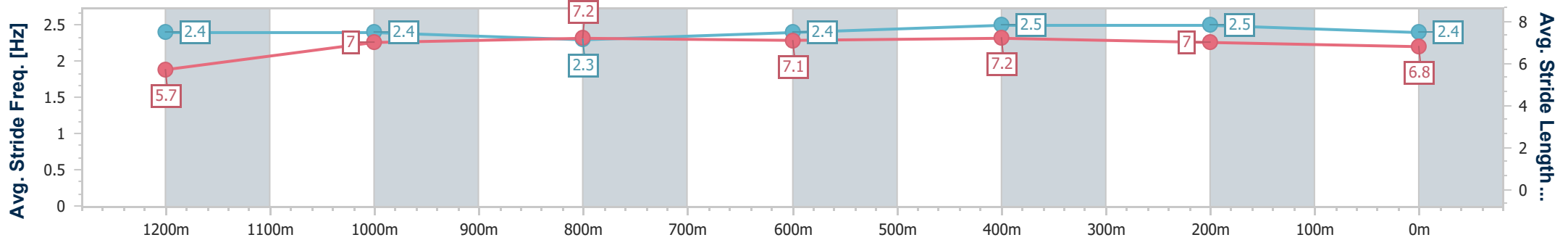
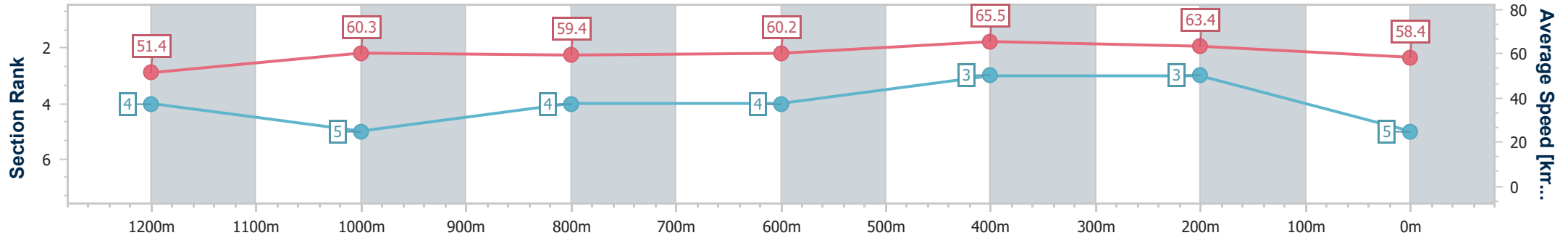
Rockhampton QLD Professional
Race 3: JOHN GOSS PROJECTS BENCHMARK 65 Handicap - 1400m



19 December 2024 - 14:15

Track Rating: Soft 7, Weather: Fine, Rail Position: +1m Entire

Section	Overall	1200m	1000m	800m	600m	400m	200m
Section Times	1:24.46 [5] (0:13.99)	1:10.47 [4] (0:11.92)	0:58.55 [5] (0:11.97)	0:46.58 [4] (0:11.89)	0:34.69 [4] (0:11.00)	0:23.69 [3] (0:11.35)	0:12.34 [3] (0:12.34)
Average Speed [km/h]	51.4	60.3	59.4	60.2	65.5	63.4	58.4
Top Speed [km/h]	61.5	62.9	61.0	62.9	67.9	66.2	61.5
Avg. Dist. to Rail [m]	2.1	2.5	2.2	0.7	0.8	3.2	4.6
Avg. Stride Freq. [Hz]	2.4	2.4	2.3	2.4	2.5	2.5	2.4
Avg. Stride Length [m]	5.7	7.0	7.2	7.1	7.2	7.0	6.8



- [] Ranking at each section and finish
- .-.- No data available at this section
- NA No data available



Horse/Jockey Name	Srini
Final Rank	6
Fastest Section Time (Section)	0:10.96 (600m)
Top Speed [km/h] (Section)	68.4 (600m)
Race State	Finished



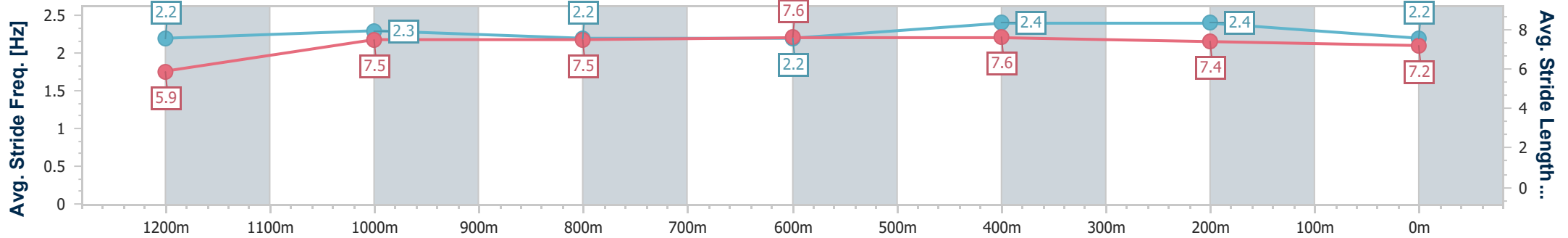
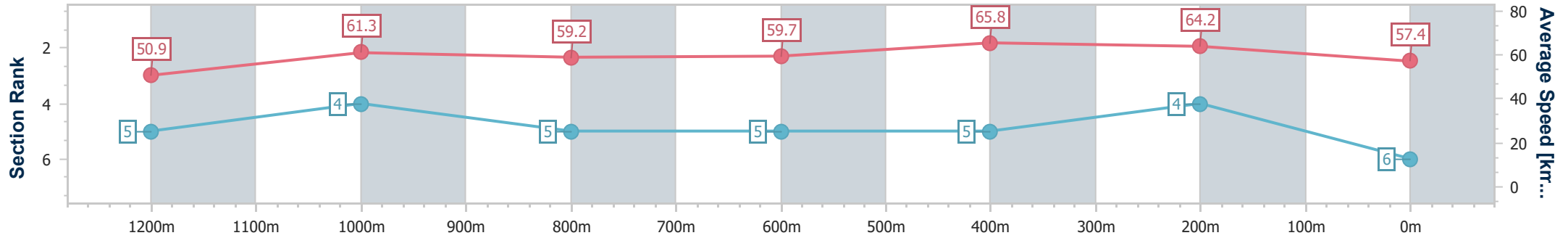
Rockhampton QLD Professional
Race 3: JOHN GOSS PROJECTS BENCHMARK 65 Handicap - 1400m

19 December 2024 - 14:15

Track Rating: Soft 7, Weather: Fine, Rail Position: +1m Entire



Section	Overall	1200m	1000m	800m	600m	400m	200m
Section Times	1:24.76 [6] (0:14.19)	1:10.57 [5] (0:11.70)	0:58.87 [4] (0:12.04)	0:46.83 [5] (0:12.11)	0:34.72 [5] (0:10.96)	0:23.76 [5] (0:11.21)	0:12.55 [4] (0:12.55)
Average Speed [km/h]	50.9	61.3	59.2	59.7	65.8	64.2	57.4
Top Speed [km/h]	63.9	64.3	60.4	63.1	68.4	67.2	61.3
Avg. Dist. to Rail [m]	6.2	2.2	1.9	0.4	2.7	4.6	6.2
Avg. Stride Freq. [Hz]	2.2	2.3	2.2	2.2	2.4	2.4	2.2
Avg. Stride Length [m]	5.9	7.5	7.5	7.6	7.6	7.4	7.2



- [] Ranking at each section and finish
- .-.- No data available at this section
- NA No data available



Horse/Jockey Name	Whatjeudoin'
Final Rank	7
Fastest Section Time (Section)	0:11.26 (600m)
Top Speed [km/h] (Section)	64.8 (600m)
Race State	Finished



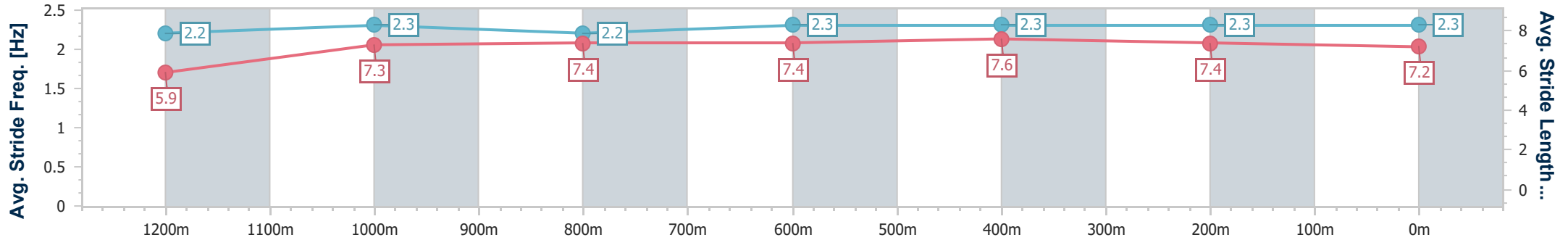
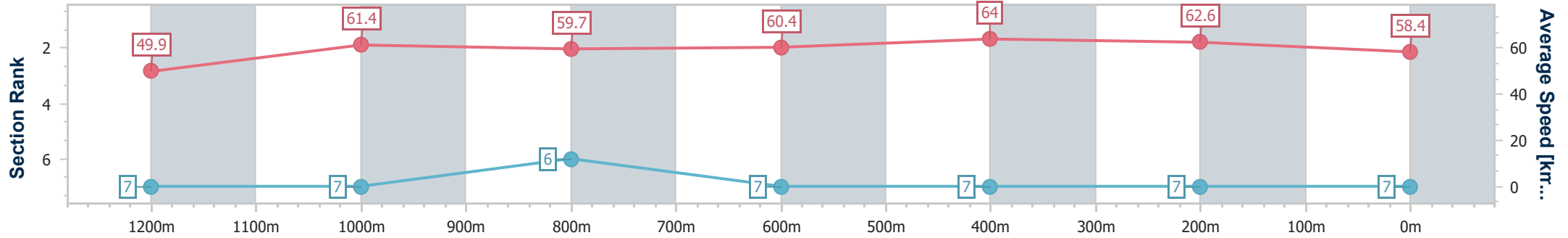
Rockhampton QLD Professional
Race 3: JOHN GOSS PROJECTS BENCHMARK 65 Handicap - 1400m

19 December 2024 - 14:15

Track Rating: Soft 7, Weather: Fine, Rail Position: +1m Entire



Section	Overall	1200m	1000m	800m	600m	400m	200m
Section Times	1:25.30 [7] (0:14.46)	1:10.84 [7] (0:11.70)	0:59.14 [7] (0:12.03)	0:47.11 [6] (0:12.03)	0:35.08 [7] (0:11.26)	0:23.82 [7] (0:11.51)	0:12.31 [7] (0:12.31)
Average Speed [km/h]	49.9	61.4	59.7	60.4	64.0	62.6	58.4
Top Speed [km/h]	62.1	63.0	60.2	62.6	64.8	64.5	61.5
Avg. Dist. to Rail [m]	4.5	1.6	0.6	1.2	3.5	4.5	6.3
Avg. Stride Freq. [Hz]	2.2	2.3	2.2	2.3	2.3	2.3	2.3
Avg. Stride Length [m]	5.9	7.3	7.4	7.4	7.6	7.4	7.2



- [] Ranking at each section and finish
- .-.- No data available at this section
- NA No data available