



Ipswich QLD Professional
 Race 8: TAB Class 1 Plate - 1350m
 18 December 2024 - 17:46



Track Rating: Heavy 9, Weather: Overcast, Rail Position: True

Section	Field Times	Overall	1200m	1000m	800m	600m	400m	Last 600m				
		1:24.21 (0:11.41)	1:12.80 (0:11.54)	1:01.26 (0:11.62)	0:49.64 (0:12.24)	0:37.40 (0:12.63)	0:24.77 (0:12.59)	0:37.40				
Rank	TAB Horse/Jockey	Barrier	Top Speed [km/h]	Fastest Section	Overall	1200m	1000m	800m	600m	400m	Last 600m	Distance Travelled [m]
1	12 STAR ACT Jace McMurray	8	63.0 1200m	0:11.75 1200m	1:24.21 [1] (0:12.10)	1:12.11 [11] (0:11.75)	1:00.36 [11] (0:11.75)	0:48.61 [11] (0:12.08)	0:36.53 [11] (0:12.21)	0:24.32 [10] (0:12.14)	0:36.53	
2	3 JUST FLYING Jag Guthmann-Chester	13	64.3 1000m	0:11.42 1200m	1:24.33 [2] (0:11.55)	1:12.78 [3] (0:11.42)	1:01.36 [2] (0:11.62)	0:49.74 [2] (0:12.26)	0:37.48 [2] (0:12.60)	0:24.88 [2] (0:12.59)	0:37.48	-4
3	7 AITUTAKI Emily Lang	11	63.6 1000m	0:11.64 Overall	1:24.51 [3] (0:11.64)	1:12.87 [5] (0:11.75)	1:01.12 [6] (0:11.75)	0:49.37 [6] (0:12.25)	0:37.12 [8] (0:12.44)	0:24.68 [7] (0:12.24)	0:37.12	+0
4	1 FOURANDAHALF Jasper Franklin	3	62.5 1200m	0:11.80 1000m	1:24.60 [4] (0:11.81)	1:12.79 [8] (0:11.81)	1:00.98 [9] (0:11.80)	0:49.18 [10] (0:12.13)	0:37.05 [10] (0:12.30)	0:24.75 [9] (0:12.42)	0:37.05	-5
5	6 PROVANCE Ron Stewart	9	64.5 Overall	0:11.41 Overall	1:24.63 [5] (0:11.41)	1:13.22 [1] (0:11.58)	1:01.64 [3] (0:11.77)	0:49.87 [3] (0:12.26)	0:37.61 [3] (0:12.42)	0:25.19 [1] (0:12.63)	0:37.61	-4
6	20 MAKE HASTE Angela Jones	5	63.3 1200m	0:11.51 1200m	1:24.83 [6] (0:12.23)	1:12.60 [13] (0:11.51)	1:01.09 [10] (0:11.64)	0:49.45 [9] (0:12.16)	0:37.29 [9] (0:12.36)	0:24.93 [11] (0:12.81)	0:37.29	-9
7	10 HURRICANE HARLOW Damien Thornton	10	63.8 1200m	0:11.54 1200m	1:24.89 [7] (0:11.74)	1:13.15 [6] (0:11.54)	1:01.61 [5] (0:11.78)	0:49.83 [5] (0:12.19)	0:37.64 [6] (0:12.45)	0:25.19 [6] (0:12.42)	0:37.64	-1
8	5 PEACEFUL PRINCE Vlad Duric	1	63.5 1200m	0:11.62 1200m	1:25.21 [8] (0:11.85)	1:13.36 [9] (0:11.62)	1:01.74 [8] (0:11.75)	0:49.99 [8] (0:12.14)	0:37.85 [7] (0:12.47)	0:25.38 [8] (0:12.78)	0:37.85	-9
9	8 BETATHANEVA Kyle Wilson-Taylor	2	63.6 1000m	0:11.66 1200m	1:25.38 [9] (0:11.78)	1:13.60 [7] (0:11.66)	1:01.94 [7] (0:11.73)	0:50.21 [7] (0:12.06)	0:38.15 [5] (0:12.40)	0:25.75 [5] (0:12.47)	0:38.15	-4
10	23 WHISTLIN' RULER Fiona Sandkuhl	4	61.5 1200m	0:11.90 Overall	1:25.64 [10] (0:11.90)	1:13.74 [10] (0:12.04)	1:01.70 [12] (0:12.05)	0:49.65 [12] (0:11.97)	0:37.68 [12] (0:12.33)	0:25.35 [12] (0:12.48)	0:37.68	-6

Scratched: Jungle Prince (#2), Moonshine Run (#4), Ezeiza (#9), Shouts All Day (#11), To Wish (#13), Appellant (#14), The Khan (#17), Jediah (#21), Starlight Nation (#22), Lozen (#15)

[] Ranking at each section and finish
 -:-:- No data available at this section
 NA No data available

SCN Saddle cloth number
 DNF Did not finish
 DNT Did not track



Ipswich QLD Professional
 Race 8: TAB Class 1 Plate - 1350m
 18 December 2024 - 17:46



Track Rating: Heavy 9, Weather: Overcast, Rail Position: True

Section		Overall	1200m	1000m	800m	600m	400m	Last 600m				
Field Times		1:24.21 (0:11.41)	1:12.80 (0:11.54)	1:01.26 (0:11.62)	0:49.64 (0:12.24)	0:37.40 (0:12.63)	0:24.77 (0:12.59)	0:37.40				
Rank	TAB Horse/Jockey	Barrier	Top Speed [km/h]	Fastest Section	Distance Travelled [m]							
11	16 RIVER ROGUE Rob Thorburn	7	63.1 1200m	0:11.61 Overall	1:25.87 [11] (0:11.61)	1:14.26 [4] (0:11.63)	1:02.63 [4] (0:11.71)	0:50.92 [4] (0:12.14)	0:38.78 [4] (0:12.51)	0:26.27 [4] (0:12.93)	0:38.78	-10
12	18 PARCHEMIN Nozi Tomizawa	12	61.6 800m	0:11.81 800m	1:26.03 [12] (0:12.19)	1:13.84 [12] (0:12.09)	1:01.75 [13] (0:11.97)	0:49.78 [13] (0:11.81)	0:37.97 [13] (0:12.25)	0:25.72 [13] (0:12.64)	0:37.97	-5
13	19 ICY ISEA Jake Bayliss	6	63.9 1200m	0:11.45 Overall	1:29.16 [13] (0:11.45)	1:17.71 [2] (0:11.50)	1:06.21 [1] (0:11.62)	0:54.59 [1] (0:12.24)	0:42.35 [1] (0:12.77)	0:29.58 [3] (0:13.83)	0:42.35	-12

Scratched: Jungle Prince (#2), Moonshine Run (#4), Ezeiza (#9), Shouts All Day (#11), To Wish (#13), Appellant (#14), The Khan (#17), Jediah (#21), Starlight Nation (#22), Lozen (#15)

[] Ranking at each section and finish
 -:-:-:- No data available at this section
 NA No data available

SCN Saddle cloth number
 DNF Did not finish
 DNT Did not track



Ipswich QLD Professional

Race 8: TAB Class 1 Plate - 1350m

18 December 2024 - 17:46



Track Rating: Heavy 9, Weather: Overcast, Rail Position: True

Section				200m				Last 600m		
Field Times				0:12.18 (0:12.18)				0:37.40		
Rank	TAB	Horse/Jockey	Barrier	Top Speed [km/h]	Fastest Section	Margin			Distance Travelled [m]	
1	12	STAR ACT Jace McMurray	8	63.0 1200m	0:11.75 1200m	0:12.18 [1] (0:12.18)	1:24.21		0:36.53	
2	3	JUST FLYING Jag Guthmann-Chester	13	64.3 1000m	0:11.42 1200m	0:12.29 [2] (0:12.29)	0.68L		0:37.48	-4
3	7	AITUTAKI Emily Lang	11	63.6 1000m	0:11.64 Overall	0:12.44 [3] (0:12.44)	1.72L		0:37.12	+0
4	1	FOURANDAHALF Jasper Franklin	3	62.5 1200m	0:11.80 1000m	0:12.33 [7] (0:12.33)	2.27L		0:37.05	-5
5	6	PROVANCE Ron Stewart	9	64.5 Overall	0:11.41 Overall	0:12.56 [3] (0:12.56)	2.47L		0:37.61	-4
6	20	MAKE HASTE Angela Jones	5	63.3 1200m	0:11.51 1200m	0:12.12 [10] (0:12.12)	3.64L		0:37.29	-9
7	10	HURRICANE HARLOW Damien Thornton	10	63.8 1200m	0:11.54 1200m	0:12.77 [6] (0:12.77)	3.96L		0:37.64	-1
8	5	PEACEFUL PRINCE Vlad Duric	1	63.5 1200m	0:11.62 1200m	0:12.60 [9] (0:12.60)	5.84L		0:37.85	-9
9	8	BETATHANEVA Kyle Wilson-Taylor	2	63.6 1000m	0:11.66 1200m	0:13.28 [5] (0:13.28)	6.86L		0:38.15	-4
10	23	WHISTLIN' RULER Fiona Sandkuhl	4	61.5 1200m	0:11.90 Overall	0:12.87 [11] (0:12.87)	8.41L		0:37.68	-6

Scratched: Jungle Prince (#2), Moonshine Run (#4), Ezeiza (#9), Shouts All Day (#11), To Wish (#13), Appellant (#14), The Khan (#17), Jediah (#21), Starlight Nation (#22), Lozen (#15)

[] Ranking at each section and finish
 -:-:- No data available at this section
 NA No data available

SCN Saddle cloth number
 DNF Did not finish
 DNT Did not track



Ipswich QLD Professional
 Race 8: TAB Class 1 Plate - 1350m
 18 December 2024 - 17:46



Track Rating: Heavy 9, Weather: Overcast, Rail Position: True

Section							200m			Last 600m
Field Times							0:12.18 (0:12.18)			0:37.40
Rank	TAB	Horse/Jockey	Barrier	Top Speed [km/h]	Fastest Section	Margin			Distance Travelled [m]	
11	16	RIVER ROGUE	7	63.1	0:11.61	0:13.34 [8]	9.76L		0:38.78	-10
		Rob Thorburn		1200m	Overall	(0:13.34)				
12	18	PARCHEMIN	12	61.6	0:11.81	0:13.08 [12]	10.67L		0:37.97	-5
		Nozi Tomizawa		800m	800m	(0:13.08)				
13	19	ICY ISEA	6	63.9	0:11.45	0:15.75 [13]	29.08L		0:42.35	-12
		Jake Bayliss		1200m	Overall	(0:15.75)				

Scratched: Jungle Prince (#2), Moonshine Run (#4), Ezeiza (#9), Shouts All Day (#11), To Wish (#13), Appellant (#14), The Khan (#17), Jediah (#21), Starlight Nation (#22), Lozen (#15)

[] Ranking at each section and finish
 -:-:- No data available at this section
 NA No data available

SCN Saddle cloth number
 DNF Did not finish
 DNT Did not track



Horse/Jockey Name	Star Act
Final Rank	1
Fastest Section Time (Section)	0:11.75 (1200m)
Top Speed [km/h] (Section)	63.0 (1200m)
Race State	Finished



Ipswich QLD Professional

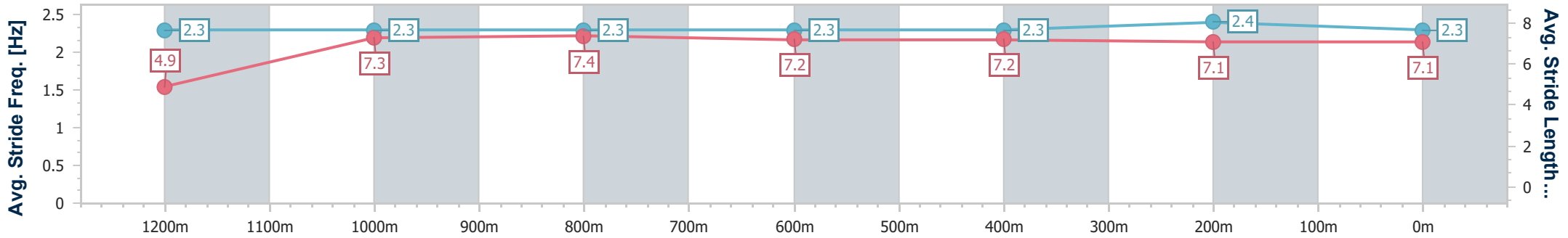
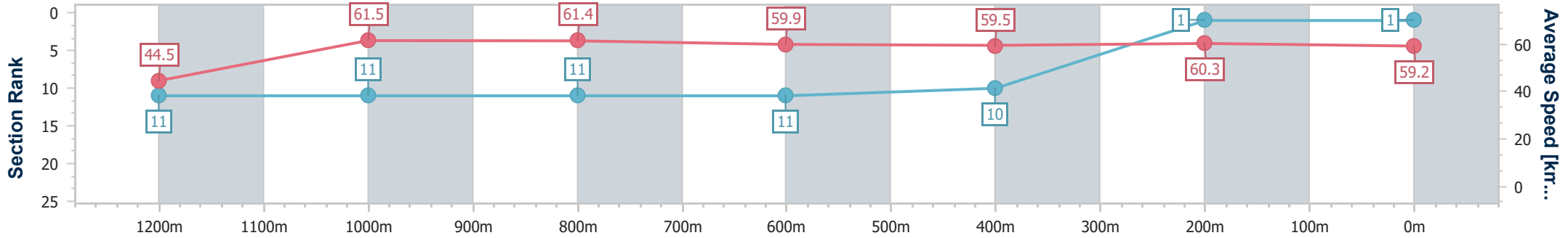
Race 8: TAB Class 1 Plate - 1350m

18 December 2024 - 17:46



Track Rating: Heavy 9, Weather: Overcast, Rail Position: True

Section	Overall	1200m	1000m	800m	600m	400m	200m
Section Times	1:24.21 [1] (0:12.10)	1:12.11 [11] (0:11.75)	1:00.36 [11] (0:11.75)	0:48.61 [11] (0:12.08)	0:36.53 [11] (0:12.21)	0:24.32 [10] (0:12.14)	0:12.18 [1] (0:12.18)
Average Speed [km/h]	44.5	61.5	61.4	59.9	59.5	60.3	59.2
Top Speed [km/h]	59.0	63.0	62.4	60.9	60.4	61.9	61.8
Avg. Dist. to Rail [m]	9.9	4.6	1.2	0.8	2.1	5.3	7.1
Avg. Stride Freq. [Hz]	2.3	2.3	2.3	2.3	2.3	2.4	2.3
Avg. Stride Length [m]	4.9	7.3	7.4	7.2	7.2	7.1	7.1



- [] Ranking at each section and finish
- .-.- No data available at this section
- NA No data available



Horse/Jockey Name	Just Flying
Final Rank	2
Fastest Section Time (Section)	0:11.42 (1200m)
Top Speed [km/h] (Section)	64.3 (1000m)
Race State	Finished



Ipswich QLD Professional

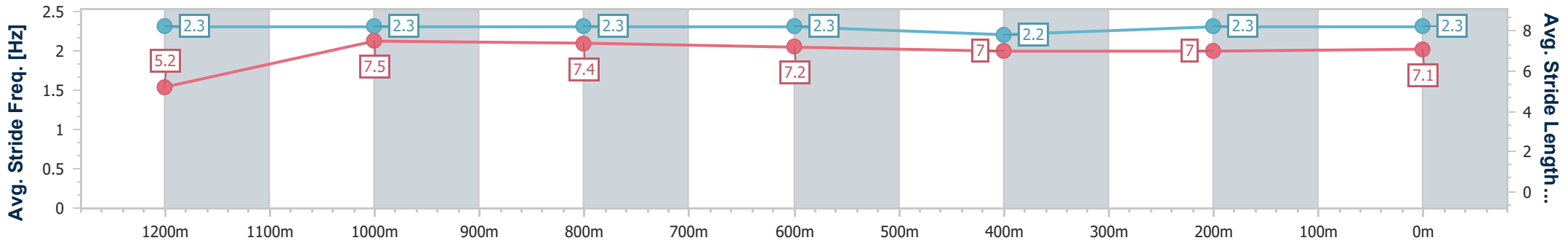
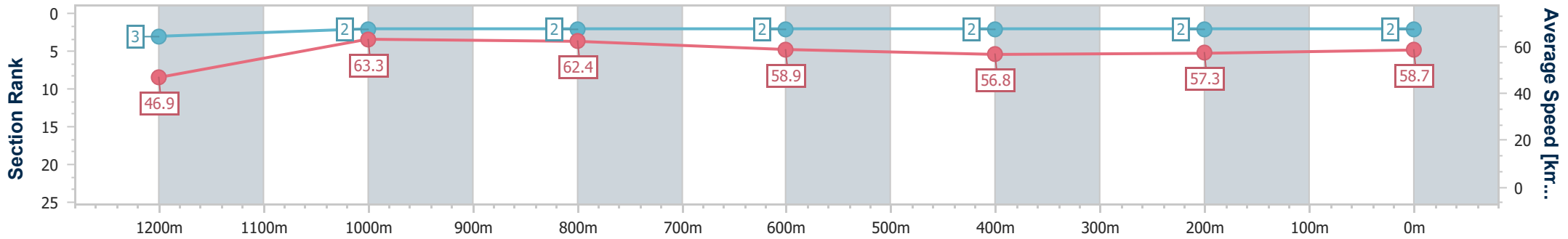
Race 8: TAB Class 1 Plate - 1350m

18 December 2024 - 17:46



Track Rating: Heavy 9, Weather: Overcast, Rail Position: True

Section	Overall	1200m	1000m	800m	600m	400m	200m
Section Times	1:24.33 [2] (0:11.55)	1:12.78 [3] (0:11.42)	1:01.36 [2] (0:11.62)	0:49.74 [2] (0:12.26)	0:37.48 [2] (0:12.60)	0:24.88 [2] (0:12.59)	0:12.29 [2] (0:12.29)
Average Speed [km/h]	46.9	63.3	62.4	58.9	56.8	57.3	58.7
Top Speed [km/h]	64.0	64.1	64.3	60.2	57.8	58.9	59.4
Avg. Dist. to Rail [m]	14.3	6.1	1.6	0.7	0.5	1.3	4.0
Avg. Stride Freq. [Hz]	2.3	2.3	2.3	2.3	2.2	2.3	2.3
Avg. Stride Length [m]	5.2	7.5	7.4	7.2	7.0	7.0	7.1



- [] Ranking at each section and finish
- .-.- No data available at this section
- NA No data available



Horse/Jockey Name	Aitutaki
Final Rank	3
Fastest Section Time (Section)	0:11.64 (Overall)
Top Speed [km/h] (Section)	63.6 (1000m)
Race State	Finished



Ipswich QLD Professional

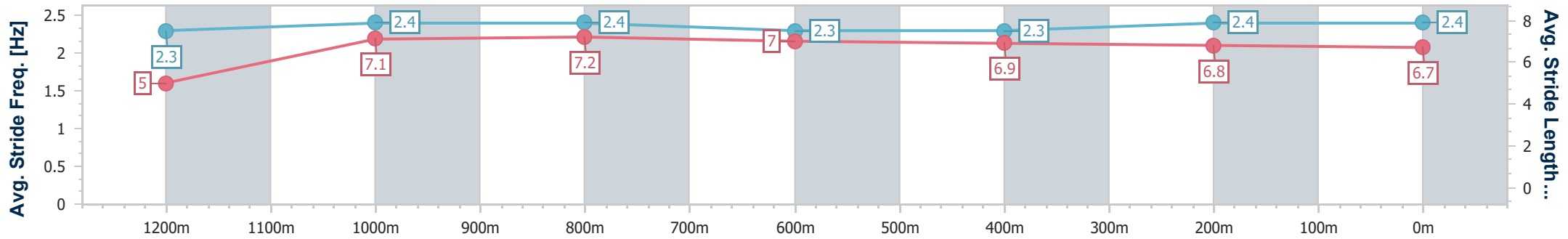
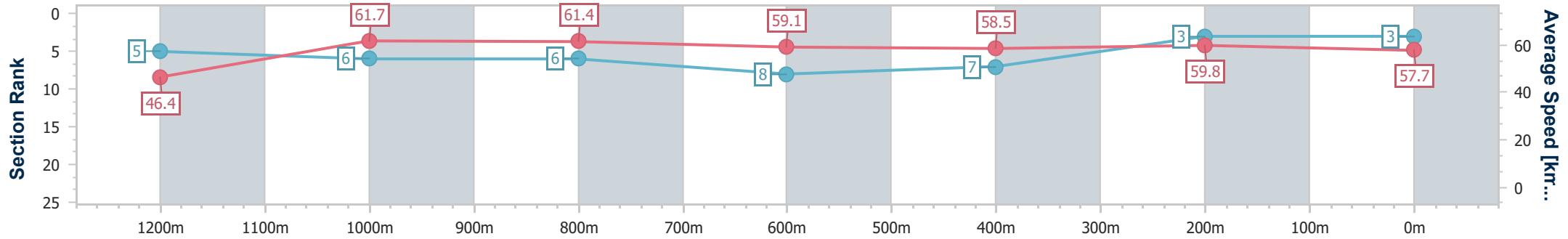
Race 8: TAB Class 1 Plate - 1350m

18 December 2024 - 17:46



Track Rating: Heavy 9, Weather: Overcast, Rail Position: True

Section	Overall	1200m	1000m	800m	600m	400m	200m
Section Times	1:24.51 [3] (0:11.64)	1:12.87 [5] (0:11.75)	1:01.12 [6] (0:11.75)	0:49.37 [6] (0:12.25)	0:37.12 [8] (0:12.44)	0:24.68 [7] (0:12.24)	0:12.44 [3] (0:12.44)
Average Speed [km/h]	46.4	61.7	61.4	59.1	58.5	59.8	57.7
Top Speed [km/h]	60.7	62.8	63.6	60.9	59.3	60.4	59.9
Avg. Dist. to Rail [m]	13.0	5.9	1.9	1.3	1.9	5.3	7.4
Avg. Stride Freq. [Hz]	2.3	2.4	2.4	2.3	2.3	2.4	2.4
Avg. Stride Length [m]	5.0	7.1	7.2	7.0	6.9	6.8	6.7



- [] Ranking at each section and finish
- .-.- No data available at this section
- NA No data available



Horse/Jockey Name	Fourandahalf
Final Rank	4
Fastest Section Time (Section)	0:11.80 (1000m)
Top Speed [km/h] (Section)	62.5 (1200m)
Race State	Finished



Ipswich QLD Professional

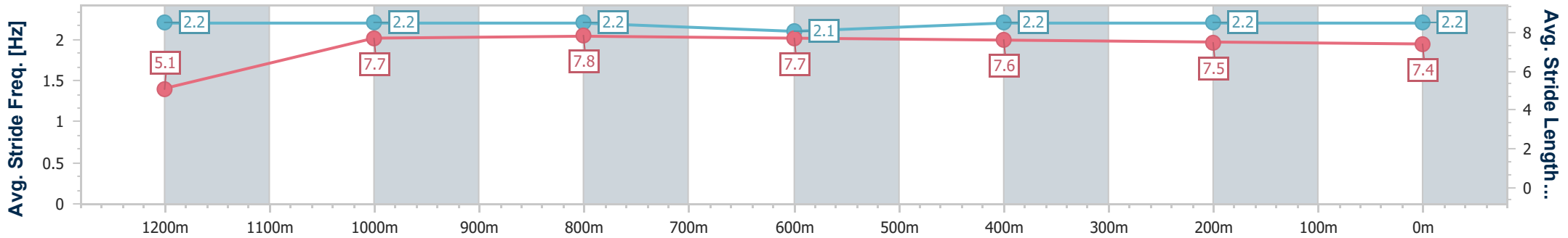
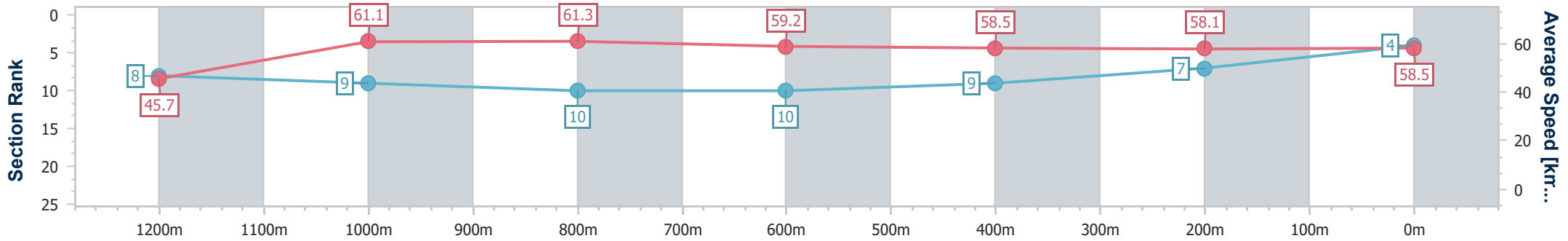
Race 8: TAB Class 1 Plate - 1350m

18 December 2024 - 17:46



Track Rating: Heavy 9, Weather: Overcast, Rail Position: True

Section	Overall	1200m	1000m	800m	600m	400m	200m
Section Times	1:24.60 [4] (0:11.81)	1:12.79 [8] (0:11.81)	1:00.98 [9] (0:11.80)	0:49.18 [10] (0:12.13)	0:37.05 [10] (0:12.30)	0:24.75 [9] (0:12.42)	0:12.33 [7] (0:12.33)
Average Speed [km/h]	45.7	61.1	61.3	59.2	58.5	58.1	58.5
Top Speed [km/h]	60.3	62.5	62.4	60.1	59.7	58.8	58.5
Avg. Dist. to Rail [m]	6.4	4.8	0.8	0.4	0.4	2.0	2.5
Avg. Stride Freq. [Hz]	2.2	2.2	2.2	2.1	2.2	2.2	2.2
Avg. Stride Length [m]	5.1	7.7	7.8	7.7	7.6	7.5	7.4



- [] Ranking at each section and finish
- .-.- No data available at this section
- NA No data available



Horse/Jockey Name	Provance
Final Rank	5
Fastest Section Time (Section)	0:11.41 (Overall)
Top Speed [km/h] (Section)	64.5 (Overall)
Race State	Finished



Ipswich QLD Professional

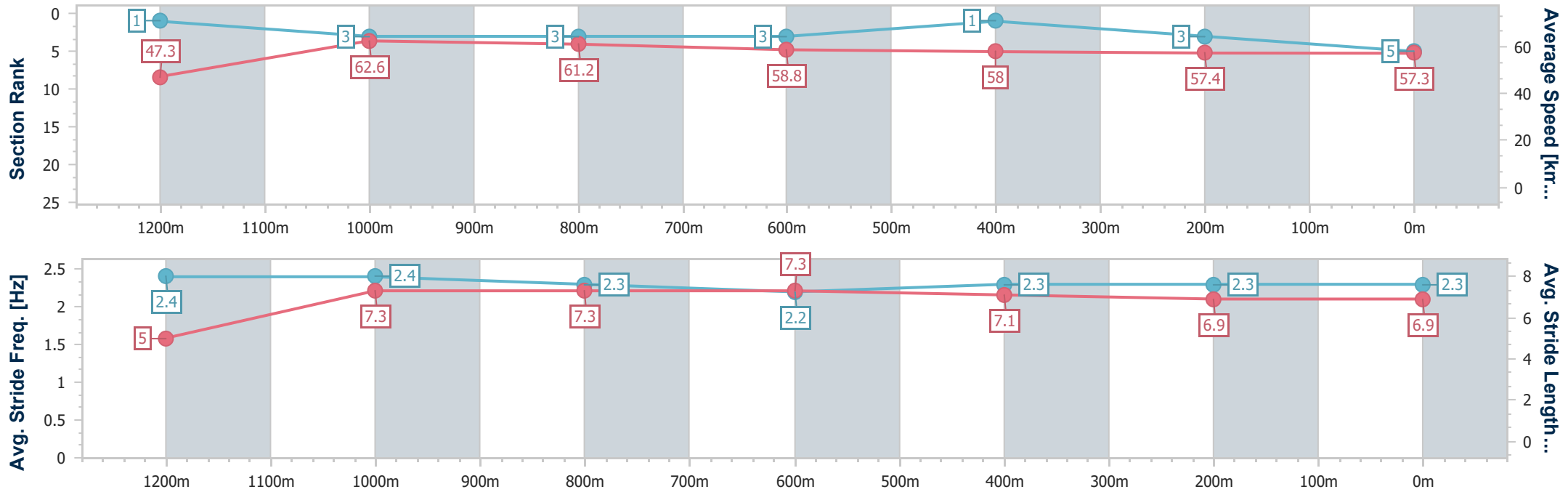
Race 8: TAB Class 1 Plate - 1350m

18 December 2024 - 17:46



Track Rating: Heavy 9, Weather: Overcast, Rail Position: True

Section	Overall	1200m	1000m	800m	600m	400m	200m
Section Times	1:24.63 [5] (0:11.41)	1:13.22 [1] (0:11.58)	1:01.64 [3] (0:11.77)	0:49.87 [3] (0:12.26)	0:37.61 [3] (0:12.42)	0:25.19 [1] (0:12.63)	0:12.56 [3]
Average Speed [km/h]	47.3	62.6	61.2	58.8	58.0	57.4	57.3
Top Speed [km/h]	64.5	64.1	62.9	60.9	59.5	58.5	58.4
Avg. Dist. to Rail [m]	11.0	4.4	0.9	0.3	0.5	2.3	5.2
Avg. Stride Freq. [Hz]	2.4	2.4	2.3	2.2	2.3	2.3	2.3
Avg. Stride Length [m]	5.0	7.3	7.3	7.3	7.1	6.9	6.9



- [] Ranking at each section and finish
- .-.- No data available at this section
- NA No data available



Horse/Jockey Name	Make Haste
Final Rank	6
Fastest Section Time (Section)	0:11.51 (1200m)
Top Speed [km/h] (Section)	63.3 (1200m)
Race State	Finished



Ipswich QLD Professional

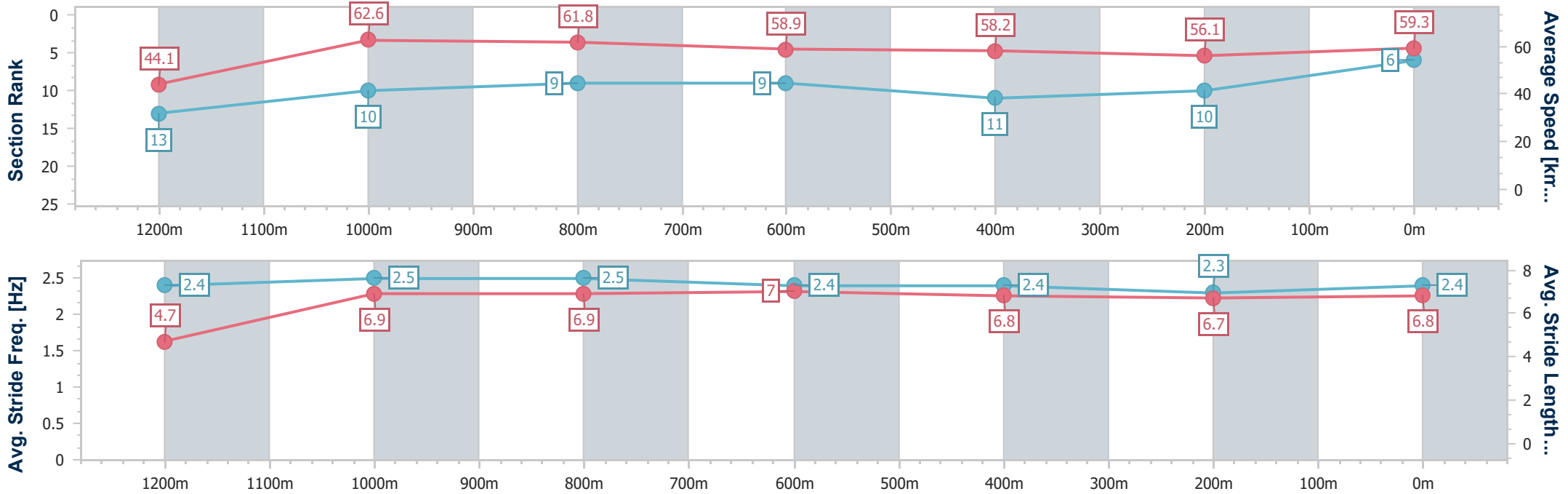
Race 8: TAB Class 1 Plate - 1350m

18 December 2024 - 17:46



Track Rating: Heavy 9, Weather: Overcast, Rail Position: True

Section	Overall	1200m	1000m	800m	600m	400m	200m
Section Times	1:24.83 [6] (0:12.23)	1:12.60 [13] (0:11.51)	1:01.09 [10] (0:11.64)	0:49.45 [9] (0:12.16)	0:37.29 [9] (0:12.36)	0:24.93 [11] (0:12.81)	0:12.12 [10] (0:12.12)
Average Speed [km/h]	44.1	62.6	61.8	58.9	58.2	56.1	59.3
Top Speed [km/h]	62.9	63.3	63.0	61.2	59.6	58.4	60.0
Avg. Dist. to Rail [m]	6.6	3.4	0.8	1.0	0.8	0.5	0.3
Avg. Stride Freq. [Hz]	2.4	2.5	2.5	2.4	2.4	2.3	2.4
Avg. Stride Length [m]	4.7	6.9	6.9	7.0	6.8	6.7	6.8



- [] Ranking at each section and finish
- .-.- No data available at this section
- NA No data available



Horse/Jockey Name	Hurricane Harlow
Final Rank	7
Fastest Section Time (Section)	0:11.54 (1200m)
Top Speed [km/h] (Section)	63.8 (1200m)
Race State	Finished



Ipswich QLD Professional

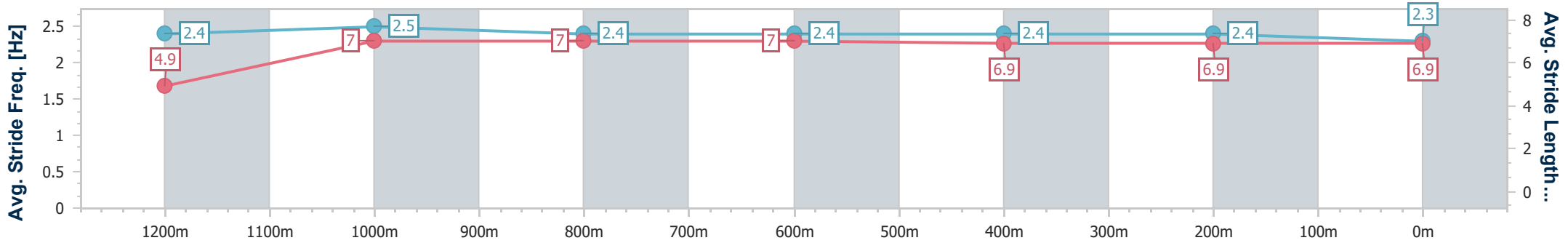
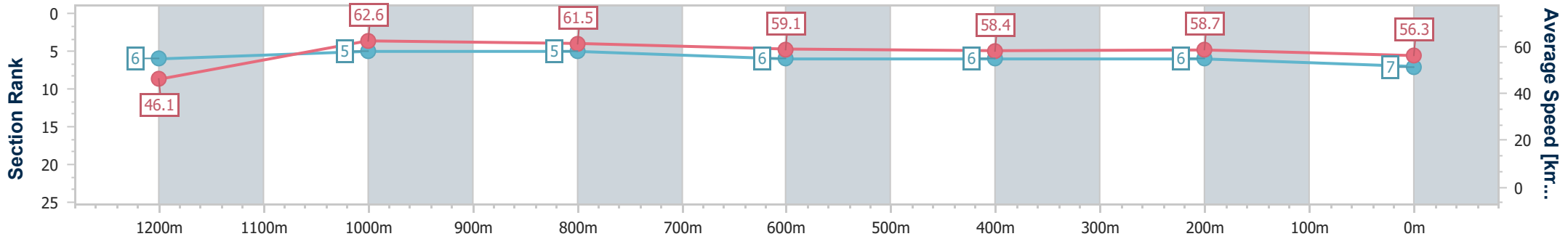
Race 8: TAB Class 1 Plate - 1350m

18 December 2024 - 17:46



Track Rating: Heavy 9, Weather: Overcast, Rail Position: True

Section	Overall	1200m	1000m	800m	600m	400m	200m
Section Times	1:24.89 [7] (0:11.74)	1:13.15 [6] (0:11.54)	1:01.61 [5] (0:11.78)	0:49.83 [5] (0:12.19)	0:37.64 [6] (0:12.45)	0:25.19 [6] (0:12.42)	0:12.77 [6] (0:12.77)
Average Speed [km/h]	46.1	62.6	61.5	59.1	58.4	58.7	56.3
Top Speed [km/h]	63.2	63.8	62.8	60.5	59.5	59.6	59.0
Avg. Dist. to Rail [m]	12.0	5.3	1.4	0.8	1.7	4.5	7.5
Avg. Stride Freq. [Hz]	2.4	2.5	2.4	2.4	2.4	2.4	2.3
Avg. Stride Length [m]	4.9	7.0	7.0	7.0	6.9	6.9	6.9



- [] Ranking at each section and finish
- .-.- No data available at this section
- NA No data available



Horse/Jockey Name	Peaceful Prince
Final Rank	8
Fastest Section Time (Section)	0:11.62 (1200m)
Top Speed [km/h] (Section)	63.5 (1200m)
Race State	Finished



Ipswich QLD Professional

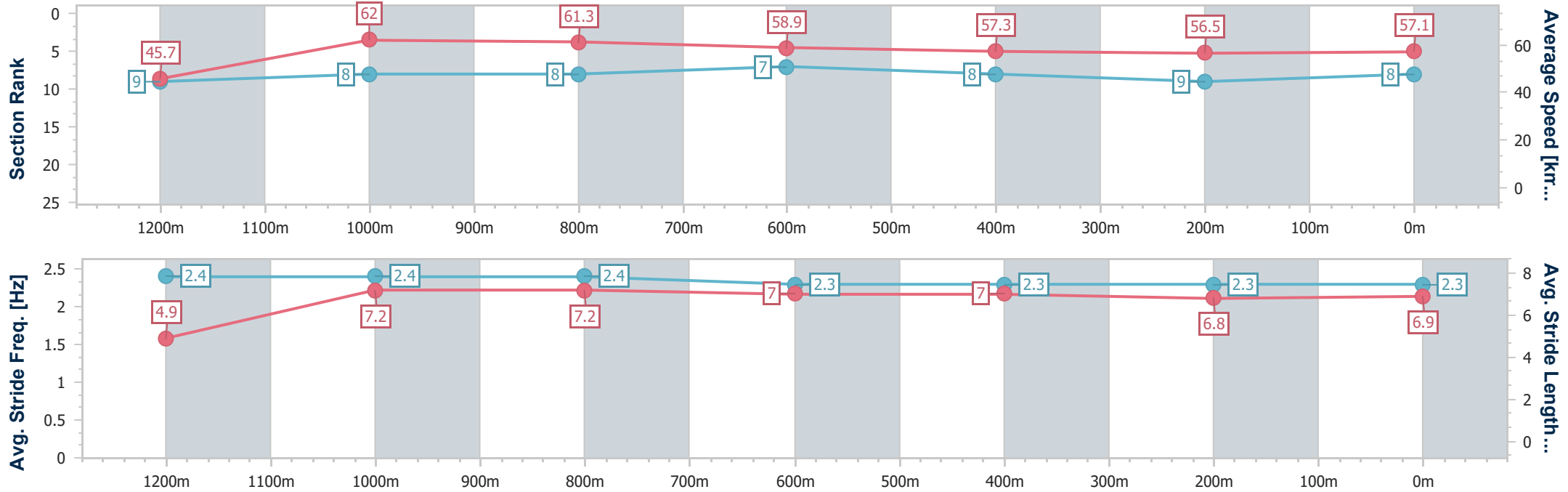
Race 8: TAB Class 1 Plate - 1350m

18 December 2024 - 17:46



Track Rating: Heavy 9, Weather: Overcast, Rail Position: True

Section	Overall	1200m	1000m	800m	600m	400m	200m
Section Times	1:25.21 [8] (0:11.85)	1:13.36 [9] (0:11.62)	1:01.74 [8] (0:11.75)	0:49.99 [8] (0:12.14)	0:37.85 [7] (0:12.47)	0:25.38 [8] (0:12.78)	0:12.60 [9] (0:12.60)
Average Speed [km/h]	45.7	62.0	61.3	58.9	57.3	56.5	57.1
Top Speed [km/h]	61.1	63.5	62.5	61.1	59.3	58.2	57.8
Avg. Dist. to Rail [m]	4.1	3.1	0.5	1.2	1.6	1.2	4.1
Avg. Stride Freq. [Hz]	2.4	2.4	2.4	2.3	2.3	2.3	2.3
Avg. Stride Length [m]	4.9	7.2	7.2	7.0	7.0	6.8	6.9



- [] Ranking at each section and finish
- .-.- No data available at this section
- NA No data available



Horse/Jockey Name	Betathaneva
Final Rank	9
Fastest Section Time (Section)	0:11.66 (1200m)
Top Speed [km/h] (Section)	63.6 (1000m)
Race State	Finished



Ipswich QLD Professional

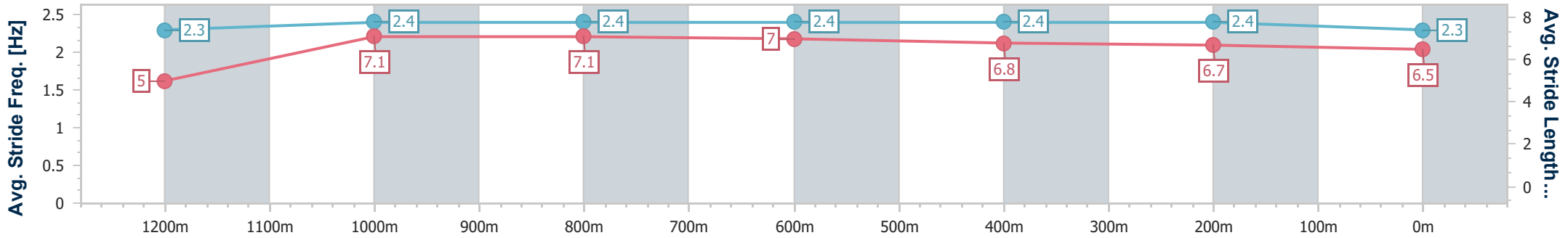
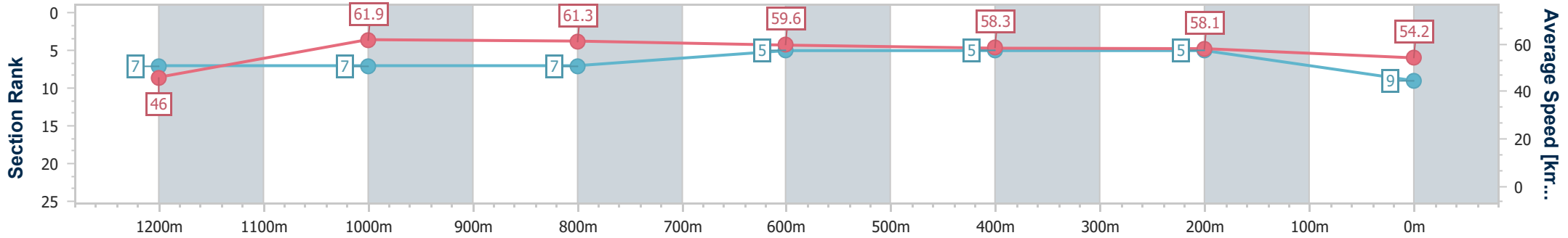
Race 8: TAB Class 1 Plate - 1350m

18 December 2024 - 17:46



Track Rating: Heavy 9, Weather: Overcast, Rail Position: True

Section	Overall	1200m	1000m	800m	600m	400m	200m
Section Times	1:25.38 [9] (0:11.78)	1:13.60 [7] (0:11.66)	1:01.94 [7] (0:11.73)	0:50.21 [7] (0:12.06)	0:38.15 [5] (0:12.40)	0:25.75 [5] (0:12.47)	0:13.28 [5] (0:13.28)
Average Speed [km/h]	46.0	61.9	61.3	59.6	58.3	58.1	54.2
Top Speed [km/h]	61.9	63.3	63.6	61.1	60.0	59.5	58.2
Avg. Dist. to Rail [m]	5.2	3.7	0.4	0.2	0.6	3.2	6.1
Avg. Stride Freq. [Hz]	2.3	2.4	2.4	2.4	2.4	2.4	2.3
Avg. Stride Length [m]	5.0	7.1	7.1	7.0	6.8	6.7	6.5



- [] Ranking at each section and finish
- .-.- No data available at this section
- NA No data available



Horse/Jockey Name	Whistlin' Ruler
Final Rank	10
Fastest Section Time (Section)	0:11.90 (Overall)
Top Speed [km/h] (Section)	61.5 (1200m)
Race State	Finished



Ipswich QLD Professional

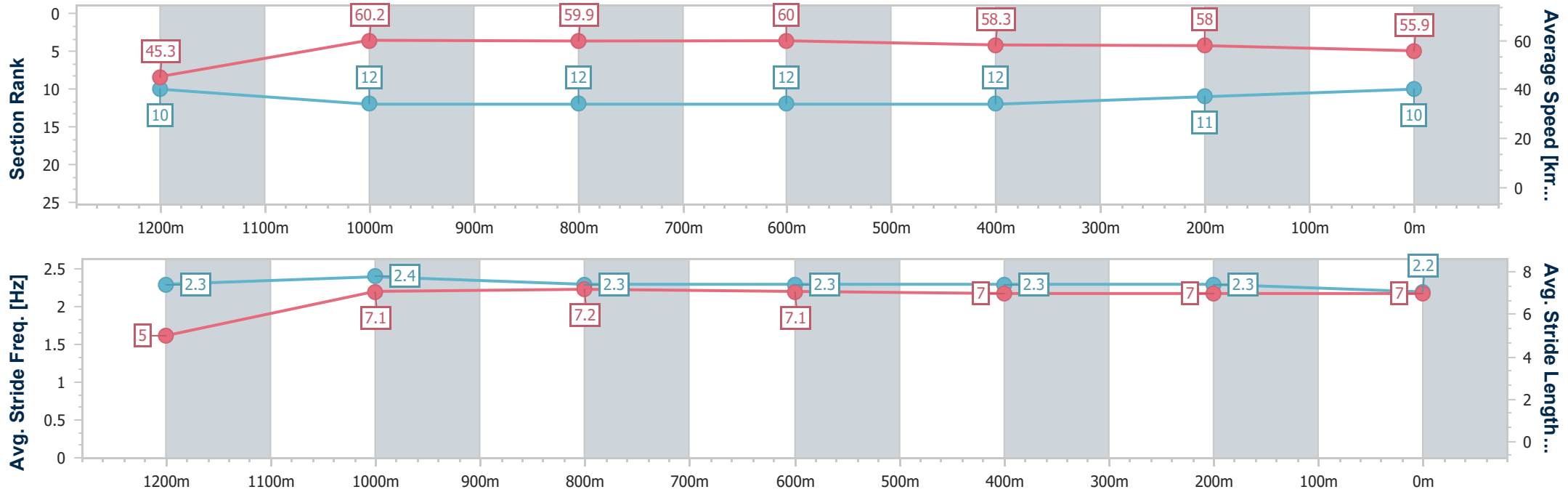
Race 8: TAB Class 1 Plate - 1350m

18 December 2024 - 17:46



Track Rating: Heavy 9, Weather: Overcast, Rail Position: True

Section	Overall	1200m	1000m	800m	600m	400m	200m
Section Times	1:25.64 [10] (0:11.90)	1:13.74 [10] (0:12.04)	1:01.70 [12] (0:12.05)	0:49.65 [12] (0:11.97)	0:37.68 [12] (0:12.33)	0:25.35 [12] (0:12.48)	0:12.87 [11] (0:12.87)
Average Speed [km/h]	45.3	60.2	59.9	60.0	58.3	58.0	55.9
Top Speed [km/h]	60.6	61.5	61.3	60.7	59.6	59.2	56.7
Avg. Dist. to Rail [m]	8.0	5.8	1.4	0.5	0.2	2.1	5.5
Avg. Stride Freq. [Hz]	2.3	2.4	2.3	2.3	2.3	2.3	2.2
Avg. Stride Length [m]	5.0	7.1	7.2	7.1	7.0	7.0	7.0



- [] Ranking at each section and finish
- .-.- No data available at this section
- NA No data available



Horse/Jockey Name	River Rogue
Final Rank	11
Fastest Section Time (Section)	0:11.61 (Overall)
Top Speed [km/h] (Section)	63.1 (1200m)
Race State	Finished



Ipswich QLD Professional

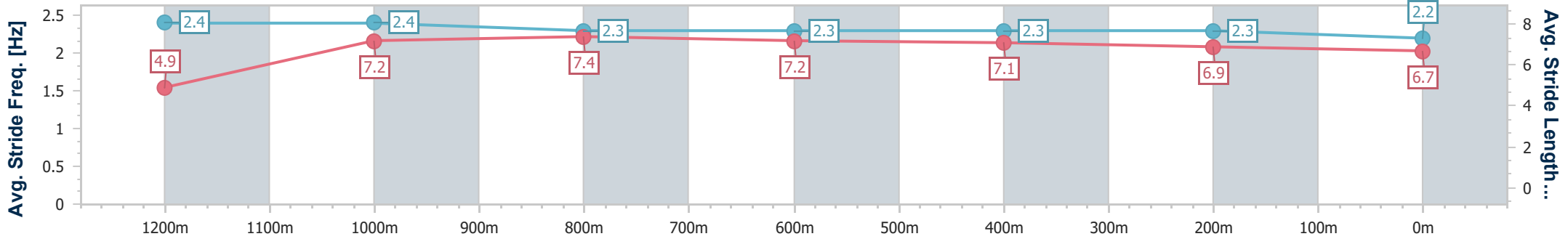
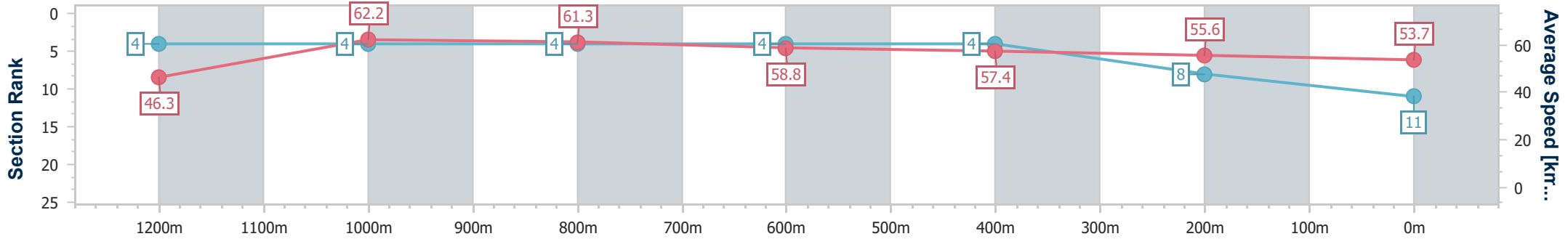
Race 8: TAB Class 1 Plate - 1350m

18 December 2024 - 17:46



Track Rating: Heavy 9, Weather: Overcast, Rail Position: True

Section	Overall	1200m	1000m	800m	600m	400m	200m
Section Times	1:25.87 [11] (0:11.61)	1:14.26 [4] (0:11.63)	1:02.63 [4] (0:11.71)	0:50.92 [4] (0:12.14)	0:38.78 [4] (0:12.51)	0:26.27 [4] (0:12.93)	0:13.34 [8] (0:13.34)
Average Speed [km/h]	46.3	62.2	61.3	58.8	57.4	55.6	53.7
Top Speed [km/h]	62.0	63.1	62.1	60.1	58.8	56.5	55.7
Avg. Dist. to Rail [m]	8.8	3.7	0.9	1.4	1.0	0.8	1.6
Avg. Stride Freq. [Hz]	2.4	2.4	2.3	2.3	2.3	2.3	2.2
Avg. Stride Length [m]	4.9	7.2	7.4	7.2	7.1	6.9	6.7



- [] Ranking at each section and finish
- .-.-.- No data available at this section
- NA No data available



Horse/Jockey Name	Parchemin
Final Rank	12
Fastest Section Time (Section)	0:11.81 (800m)
Top Speed [km/h] (Section)	61.6 (800m)
Race State	Finished



Ipswich QLD Professional

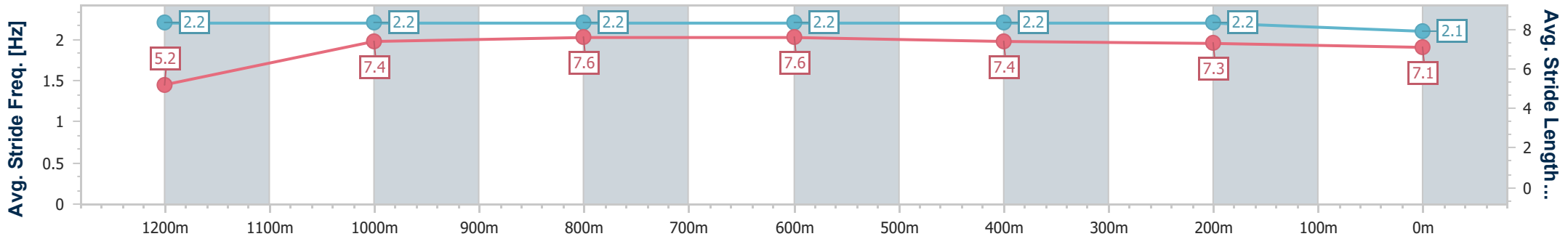
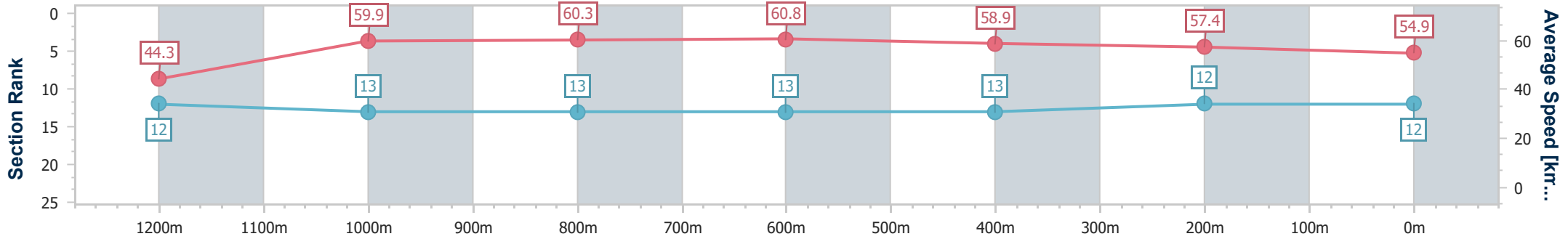
Race 8: TAB Class 1 Plate - 1350m

18 December 2024 - 17:46



Track Rating: Heavy 9, Weather: Overcast, Rail Position: True

Section	Overall	1200m	1000m	800m	600m	400m	200m
Section Times	1:26.03 [12] (0:12.19)	1:13.84 [12] (0:12.09)	1:01.75 [13] (0:11.97)	0:49.78 [13] (0:11.81)	0:37.97 [13] (0:12.25)	0:25.72 [13] (0:12.64)	0:13.08 [12] (0:13.08)
Average Speed [km/h]	44.3	59.9	60.3	60.8	58.9	57.4	54.9
Top Speed [km/h]	59.5	61.4	61.2	61.6	59.7	58.6	57.2
Avg. Dist. to Rail [m]	12.5	5.8	0.7	0.2	0.5	3.2	8.0
Avg. Stride Freq. [Hz]	2.2	2.2	2.2	2.2	2.2	2.2	2.1
Avg. Stride Length [m]	5.2	7.4	7.6	7.6	7.4	7.3	7.1



- [] Ranking at each section and finish
- .-.- No data available at this section
- NA No data available



Horse/Jockey Name	Icy Isea
Final Rank	13
Fastest Section Time (Section)	0:11.45 (Overall)
Top Speed [km/h] (Section)	63.9 (1200m)
Race State	Finished



Ipswich QLD Professional

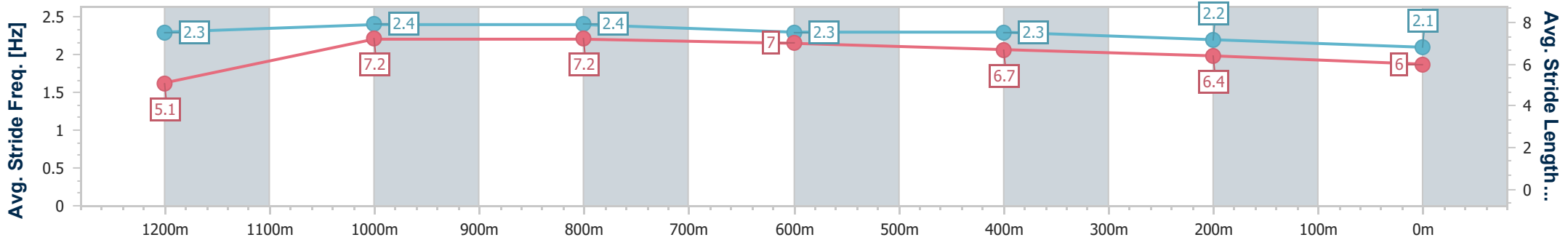
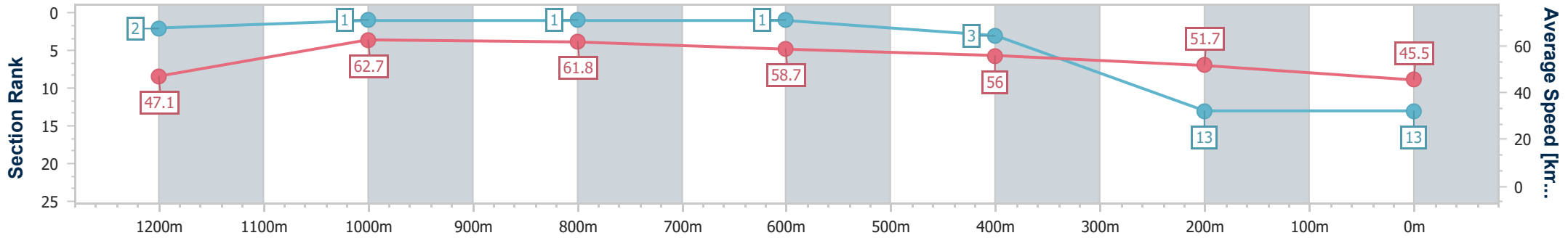
Race 8: TAB Class 1 Plate - 1350m

18 December 2024 - 17:46



Track Rating: Heavy 9, Weather: Overcast, Rail Position: True

Section	Overall	1200m	1000m	800m	600m	400m	200m
Section Times	1:29.16 [13] (0:11.45)	1:17.71 [2] (0:11.50)	1:06.21 [1] (0:11.62)	0:54.59 [1] (0:12.24)	0:42.35 [1] (0:12.77)	0:29.58 [3] (0:13.83)	0:15.75 [13] (0:15.75)
Average Speed [km/h]	47.1	62.7	61.8	58.7	56.0	51.7	45.5
Top Speed [km/h]	63.0	63.9	63.1	60.9	57.7	54.6	49.8
Avg. Dist. to Rail [m]	7.9	2.9	0.7	1.0	1.2	1.3	0.7
Avg. Stride Freq. [Hz]	2.3	2.4	2.4	2.3	2.3	2.2	2.1
Avg. Stride Length [m]	5.1	7.2	7.2	7.0	6.7	6.4	6.0



- [] Ranking at each section and finish
- .-.- No data available at this section
- NA No data available