

Track Rating: Heavy 9, Weather: Overcast, Rail Position: True

Section												Last 600m	
Field Times		Overall	1200m	1000m	800m	600m	400m						0:36.33
		1:22.61 (0:11.55)	1:11.06 (0:11.39)	0:59.67 (0:11.60)	0:48.07 (0:11.74)	0:36.33 (0:11.82)	0:24.51 (0:12.39)						
Rank	TAB	Horse/Jockey	Barrier	Top Speed [km/h]	Fastest Section							Distance Travelled [m]	
1	7	<b>POSEIDON RULER</b> Justin Huxtable	3	63.4 1200m	0:11.58 1200m	1:22.61 [1] (0:12.11)	1:10.50 [9] (0:11.58)	0:58.92 [7] (0:11.63)	0:47.29 [7] (0:11.92)	0:35.37 [7] (0:11.82)	0:23.55 [4] (0:11.75)	0:35.37	
2	9	<b>CASROCK</b> Cejay Graham	4	63.3 1000m	0:11.60 1200m	1:23.17 [2] (0:11.78)	1:11.39 [5] (0:11.60)	0:59.79 [4] (0:11.69)	0:48.10 [4] (0:11.91)	0:36.19 [4] (0:11.72)	0:24.47 [3] (0:11.96)	0:36.19	-1
3	10	<b>WEST CORK</b> Michael Rodd	10	64.3 1200m	0:11.39 1200m	1:23.56 [3] (0:11.55)	1:12.01 [1] (0:11.39)	1:00.62 [1] (0:11.60)	0:49.02 [1] (0:11.74)	0:37.28 [1] (0:11.82)	0:25.46 [1] (0:12.39)	0:37.28	-5
4	3	<b>RIVIERA BLUE</b> Andrew Mallyon	2	63.4 1200m	0:11.58 1000m	1:23.75 [4] (0:12.03)	1:11.72 [7] (0:11.61)	1:00.11 [6] (0:11.58)	0:48.53 [5] (0:11.92)	0:36.61 [5] (0:11.99)	0:24.62 [6] (0:12.17)	0:36.61	-4
5	8	<b>SECURITY ADVISOR</b> Madeleine Wishart	5	62.9 1000m	0:11.70 1000m	1:23.90 [5] (0:11.97)	1:11.93 [6] (0:11.88)	1:00.05 [8] (0:11.70)	0:48.35 [8] (0:11.91)	0:36.44 [9] (0:11.95)	0:24.49 [9] (0:12.20)	0:36.44	+0
6	1	<b>MAGIC IN ME</b> Nozi Tomizawa	1	64.0 1200m	0:11.35 1200m	1:24.12 [6] (0:11.69)	1:12.43 [3] (0:11.35)	1:01.08 [2] (0:11.75)	0:49.33 [2] (0:11.87)	0:37.46 [2] (0:11.89)	0:25.57 [2] (0:12.42)	0:37.46	-4
7	12	<b>WHAT A WEEKEND</b> Jake Bayliss	8	62.7 1000m	0:11.62 1000m	1:24.33 [7] (0:12.10)	1:12.23 [8] (0:11.88)	1:00.35 [9] (0:11.62)	0:48.73 [9] (0:11.83)	0:36.90 [8] (0:11.89)	0:25.01 [8] (0:12.29)	0:36.90	-6
8	4	<b>SIAN STAR</b> Jace McMurray	6	62.7 1200m	0:11.66 1200m	1:24.47 [8] (0:11.76)	1:12.71 [4] (0:11.66)	1:01.05 [5] (0:11.82)	0:49.23 [6] (0:11.91)	0:37.32 [6] (0:12.13)	0:25.19 [7] (0:12.36)	0:37.32	+1
9	2	<b>EXECUTIVE STRESS</b> Angela Jones	9	64.5 1200m	0:11.47 1200m	1:25.06 [9] (0:11.65)	1:13.41 [2] (0:11.47)	1:01.94 [3] (0:11.71)	0:50.23 [3] (0:12.06)	0:38.17 [3] (0:12.22)	0:25.95 [5] (0:12.68)	0:38.17	-2

Scratched: Tambourine Man (#5), Jovita (#6), Whiskey Dancer (#11), Freeland (#13)



# Ipswich QLD Professional

## Race 7: K&R PLUMBING SUPPLIES BENCHMARK 68 Handicap - 1350m

18 December 2024 - 17:16



Track Rating: Heavy 9, Weather: Overcast, Rail Position: True

Section				200m				Last 600m	
Field Times				0:12.12 (0:12.12)				0:36.33	
Rank	TAB	Horse/Jockey	Barrier	Top Speed [km/h]	Fastest Section	Margin			Distance Travelled [m]
1	7	<b>POSEIDON RULER</b> Justin Huxtable	3	63.4 1200m	0:11.58 1200m	0:11.80 [3] (0:11.80)	1:22.61		0:35.37
2	9	<b>CASROCK</b> Cejay Graham	4	63.3 1000m	0:11.60 1200m	0:12.51 [2] (0:12.51)	3.28L		0:36.19 -1
3	10	<b>WEST CORK</b> Michael Rodd	10	64.3 1200m	0:11.39 1200m	0:13.07 [1] (0:13.07)	5.59L		0:37.28 -5
4	3	<b>RIVIERA BLUE</b> Andrew Mallyon	2	63.4 1200m	0:11.58 1000m	0:12.45 [5] (0:12.45)	6.67L		0:36.61 -4
5	8	<b>SECURITY ADVISOR</b> Madeleine Wishart	5	62.9 1000m	0:11.70 1000m	0:12.29 [7] (0:12.29)	7.57L		0:36.44 +0
6	1	<b>MAGIC IN ME</b> Nozi Tomizawa	1	64.0 1200m	0:11.35 1200m	0:13.15 [4] (0:13.15)	8.86L		0:37.46 -4
7	12	<b>WHAT A WEEKEND</b> Jake Bayliss	8	62.7 1000m	0:11.62 1000m	0:12.72 [6] (0:12.72)	10.12L		0:36.90 -6
8	4	<b>SIAN STAR</b> Jace McMurray	6	62.7 1200m	0:11.66 1200m	0:12.83 [8] (0:12.83)	10.96L		0:37.32 +1
9	2	<b>EXECUTIVE STRESS</b> Angela Jones	9	64.5 1200m	0:11.47 1200m	0:13.27 [9] (0:13.27)	14.42L		0:38.17 -2

Scratched: Tambourine Man (#5), Jovita (#6), Whiskey Dancer (#11), Freeland (#13)

[ ] Ranking at each section and finish  
 -:-:- No data available at this section  
 NA No data available

SCN Saddle cloth number  
 DNF Did not finish  
 DNT Did not track



Horse/Jockey Name	Poseidon Ruler
Final Rank	1
Fastest Section Time (Section)	0:11.58 (1200m)
Top Speed [km/h] (Section)	63.4 (1200m)
Race State	Finished



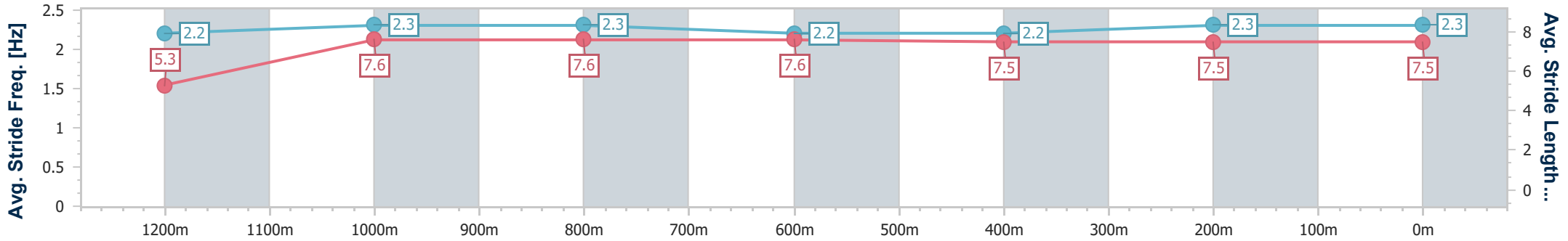
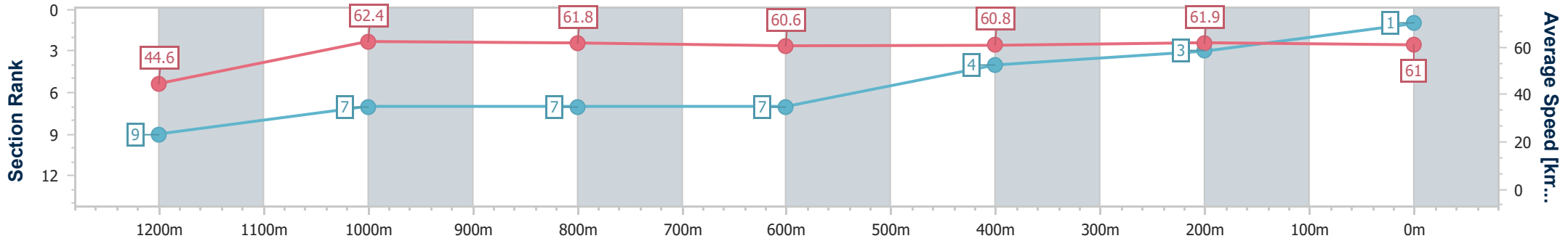
Ipswich QLD Professional  
Race 7: K&R PLUMBING SUPPLIES BENCHMARK 68 Handicap  
- 1350m



18 December 2024 - 17:16

Track Rating: Heavy 9, Weather: Overcast, Rail Position: True

Section	Overall	1200m	1000m	800m	600m	400m	200m
Section Times	1:22.61 [1] (0:12.11)	1:10.50 [9] (0:11.58)	0:58.92 [7] (0:11.63)	0:47.29 [7] (0:11.92)	0:35.37 [7] (0:11.82)	0:23.55 [4] (0:11.75)	0:11.80 [3] (0:11.80)
Average Speed [km/h]	44.6	62.4	61.8	60.6	60.8	61.9	61.0
Top Speed [km/h]	61.2	63.4	63.3	61.0	62.0	62.8	62.8
Avg. Dist. to Rail [m]	6.8	3.9	0.6	0.2	0.4	3.4	4.8
Avg. Stride Freq. [Hz]	2.2	2.3	2.3	2.2	2.2	2.3	2.3
Avg. Stride Length [m]	5.3	7.6	7.6	7.6	7.5	7.5	7.5



- [ ] Ranking at each section and finish
- .-.- No data available at this section
- NA No data available



Horse/Jockey Name	Casrock
Final Rank	2
Fastest Section Time (Section)	0:11.60 (1200m)
Top Speed [km/h] (Section)	63.3 (1000m)
Race State	Finished



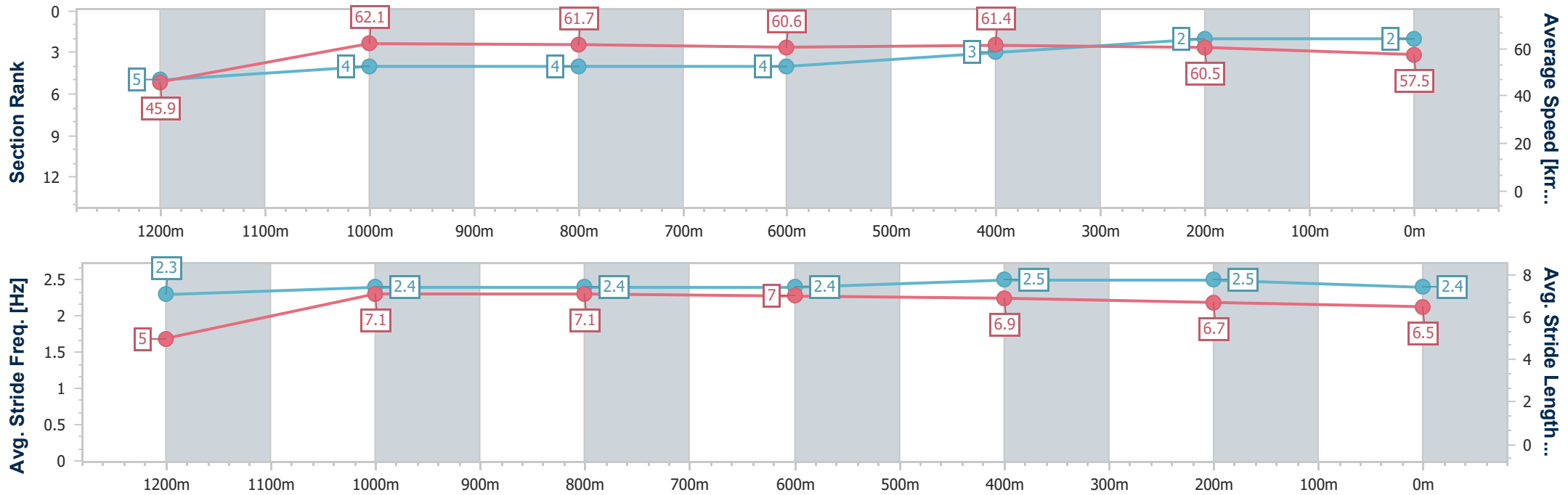
Ipswich QLD Professional  
 Race 7: K&R PLUMBING SUPPLIES BENCHMARK 68 Handicap  
 - 1350m



18 December 2024 - 17:16

Track Rating: Heavy 9, Weather: Overcast, Rail Position: True

Section	Overall	1200m	1000m	800m	600m	400m	200m
Section Times	1:23.17 [2] (0:11.78)	1:11.39 [5] (0:11.60)	0:59.79 [4] (0:11.69)	0:48.10 [4] (0:11.91)	0:36.19 [4] (0:11.72)	0:24.47 [3] (0:11.96)	0:12.51 [2] (0:12.51)
Average Speed [km/h]	45.9	62.1	61.7	60.6	61.4	60.5	57.5
Top Speed [km/h]	61.4	62.9	63.3	61.4	62.6	61.2	60.7
Avg. Dist. to Rail [m]	6.8	3.7	0.6	0.2	0.4	2.7	4.7
Avg. Stride Freq. [Hz]	2.3	2.4	2.4	2.4	2.5	2.5	2.4
Avg. Stride Length [m]	5.0	7.1	7.1	7.0	6.9	6.7	6.5



- [ ] Ranking at each section and finish
- .-.- No data available at this section
- NA No data available



Horse/Jockey Name	West Cork
Final Rank	3
Fastest Section Time (Section)	0:11.39 (1200m)
Top Speed [km/h] (Section)	64.3 (1200m)
Race State	Finished



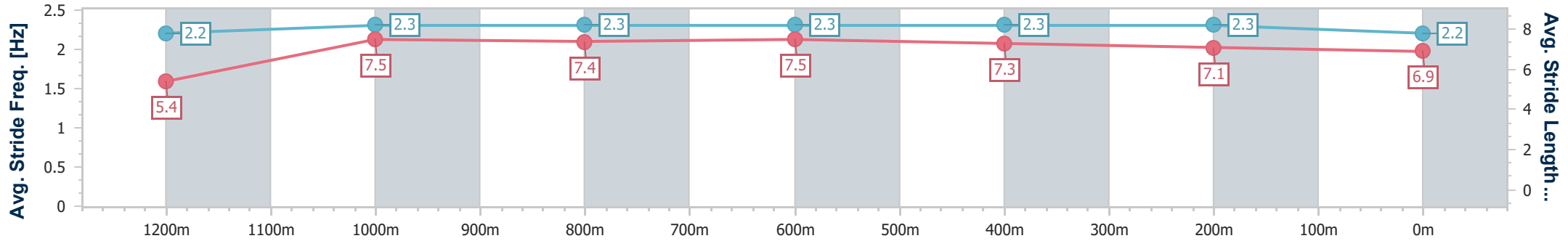
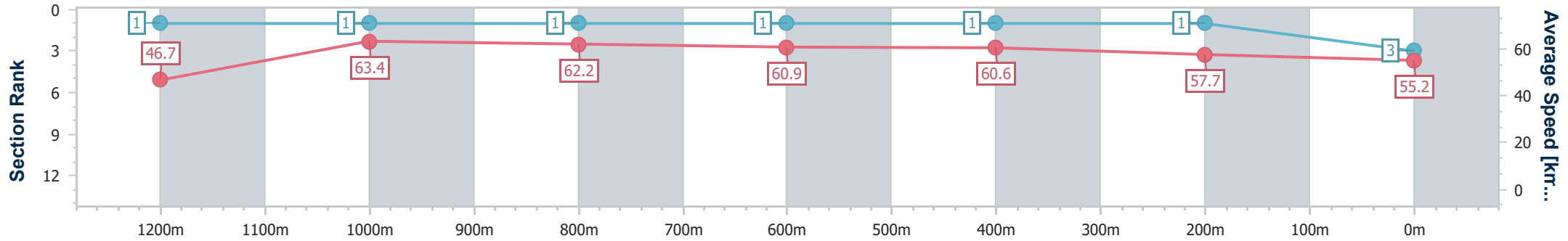
Ipswich QLD Professional  
Race 7: K&R PLUMBING SUPPLIES BENCHMARK 68 Handicap  
- 1350m



18 December 2024 - 17:16

Track Rating: Heavy 9, Weather: Overcast, Rail Position: True

Section	Overall	1200m	1000m	800m	600m	400m	200m
Section Times	1:23.56 [3] (0:11.55)	1:12.01 [1] (0:11.39)	1:00.62 [1] (0:11.60)	0:49.02 [1] (0:11.74)	0:37.28 [1] (0:11.82)	0:25.46 [1] (0:12.39)	0:13.07 [1] (0:13.07)
Average Speed [km/h]	46.7	63.4	62.2	60.9	60.6	57.7	55.2
Top Speed [km/h]	63.1	64.3	62.4	61.8	61.3	59.3	56.4
Avg. Dist. to Rail [m]	12.6	6.2	0.3	1.4	1.3	0.7	0.4
Avg. Stride Freq. [Hz]	2.2	2.3	2.3	2.3	2.3	2.3	2.2
Avg. Stride Length [m]	5.4	7.5	7.4	7.5	7.3	7.1	6.9



- [ ] Ranking at each section and finish
- .-.- No data available at this section
- NA No data available



Horse/Jockey Name	Riviera Blue
Final Rank	4
Fastest Section Time (Section)	0:11.58 (1000m)
Top Speed [km/h] (Section)	63.4 (1200m)
Race State	Finished



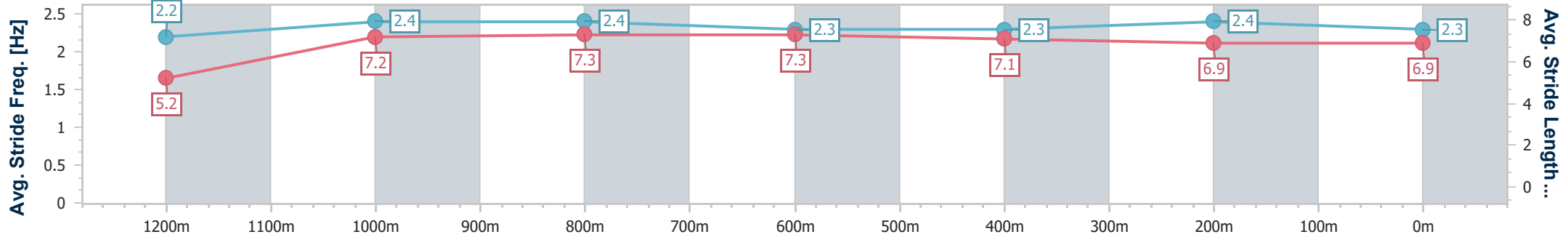
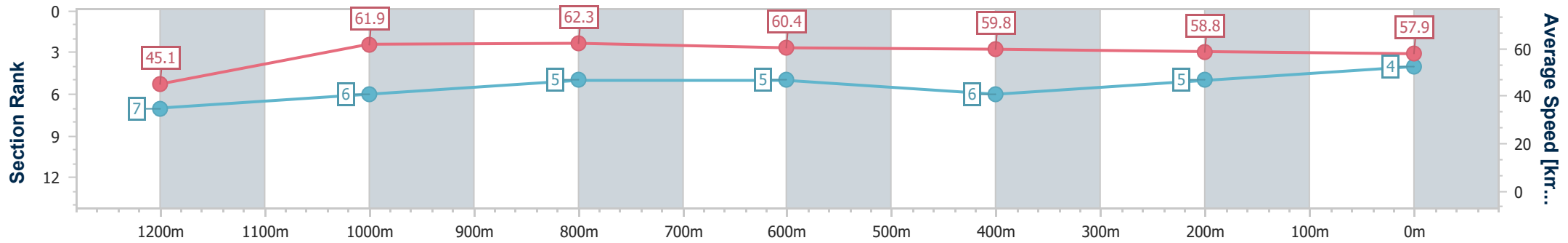
Ipswich QLD Professional  
Race 7: K&R PLUMBING SUPPLIES BENCHMARK 68 Handicap  
- 1350m



18 December 2024 - 17:16

Track Rating: Heavy 9, Weather: Overcast, Rail Position: True

Section	Overall	1200m	1000m	800m	600m	400m	200m
Section Times	1:23.75 [4] (0:12.03)	1:11.72 [7] (0:11.61)	1:00.11 [6] (0:11.58)	0:48.53 [5] (0:11.92)	0:36.61 [5] (0:11.99)	0:24.62 [6] (0:12.17)	0:12.45 [5] (0:12.45)
Average Speed [km/h]	45.1	61.9	62.3	60.4	59.8	58.8	57.9
Top Speed [km/h]	61.2	63.4	62.8	61.0	60.6	59.6	58.9
Avg. Dist. to Rail [m]	6.0	3.3	0.3	0.4	0.7	1.0	4.0
Avg. Stride Freq. [Hz]	2.2	2.4	2.4	2.3	2.3	2.4	2.3
Avg. Stride Length [m]	5.2	7.2	7.3	7.3	7.1	6.9	6.9



- [ ] Ranking at each section and finish
- .-.- No data available at this section
- NA No data available



Horse/Jockey Name	Security Advisor
Final Rank	5
Fastest Section Time (Section)	0:11.70 (1000m)
Top Speed [km/h] (Section)	62.9 (1000m)
Race State	Finished



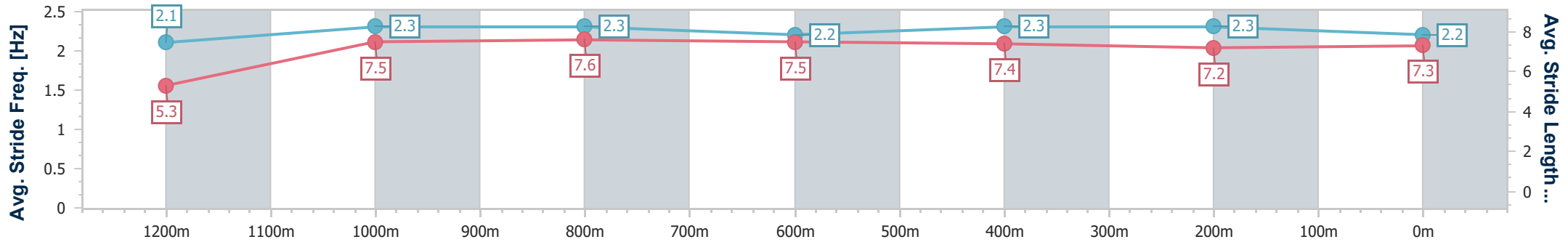
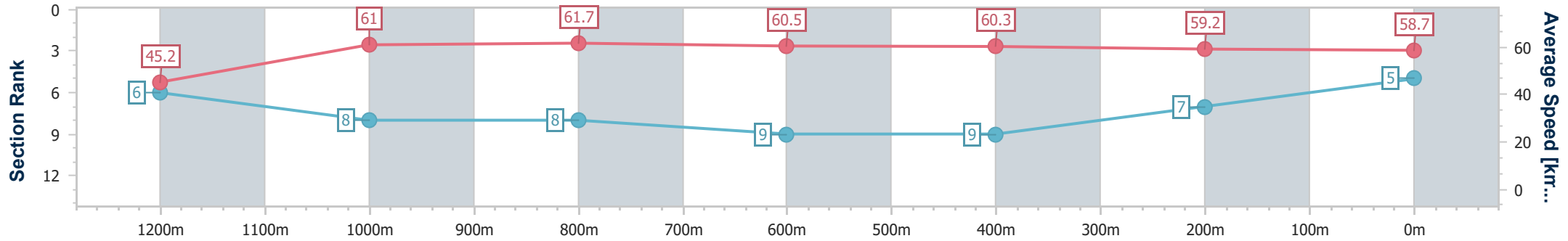
Ipswich QLD Professional  
Race 7: K&R PLUMBING SUPPLIES BENCHMARK 68 Handicap  
- 1350m



18 December 2024 - 17:16

Track Rating: Heavy 9, Weather: Overcast, Rail Position: True

Section	Overall	1200m	1000m	800m	600m	400m	200m
Section Times	1:23.90 [5] (0:11.97)	1:11.93 [6] (0:11.88)	1:00.05 [8] (0:11.70)	0:48.35 [8] (0:11.91)	0:36.44 [9] (0:11.95)	0:24.49 [9] (0:12.20)	0:12.29 [7] (0:12.29)
Average Speed [km/h]	45.2	61.0	61.7	60.5	60.3	59.2	58.7
Top Speed [km/h]	60.7	62.2	62.9	61.3	60.8	60.0	60.0
Avg. Dist. to Rail [m]	8.4	5.9	1.6	0.8	0.3	2.2	5.8
Avg. Stride Freq. [Hz]	2.1	2.3	2.3	2.2	2.3	2.3	2.2
Avg. Stride Length [m]	5.3	7.5	7.6	7.5	7.4	7.2	7.3



- [ ] Ranking at each section and finish
- .-.- No data available at this section
- NA No data available



Horse/Jockey Name	Magic In Me
Final Rank	6
Fastest Section Time (Section)	0:11.35 (1200m)
Top Speed [km/h] (Section)	64.0 (1200m)
Race State	Finished



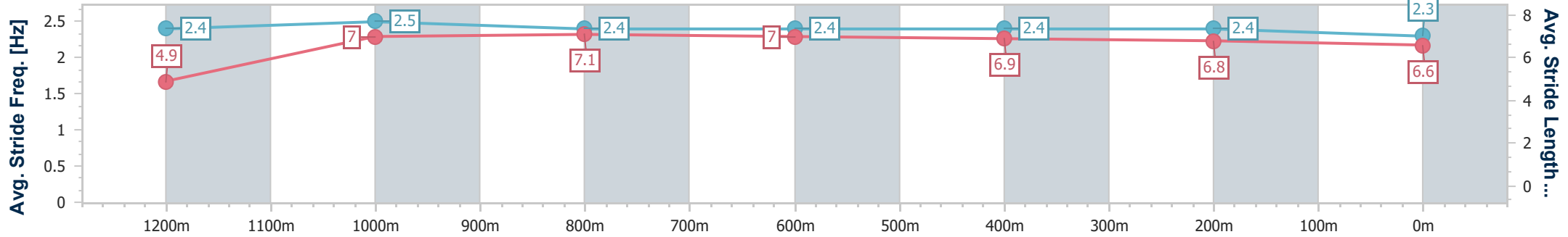
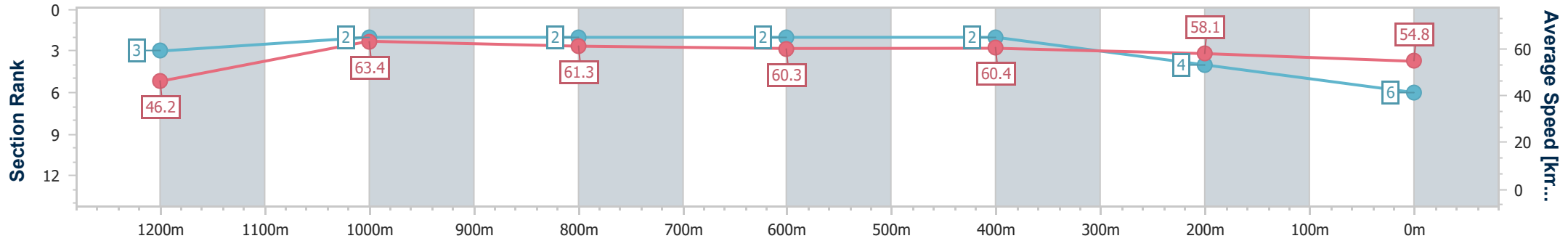
Ipswich QLD Professional  
Race 7: K&R PLUMBING SUPPLIES BENCHMARK 68 Handicap  
- 1350m



18 December 2024 - 17:16

Track Rating: Heavy 9, Weather: Overcast, Rail Position: True

Section	Overall	1200m	1000m	800m	600m	400m	200m
Section Times	1:24.12 [6] (0:11.69)	1:12.43 [3] (0:11.35)	1:01.08 [2] (0:11.75)	0:49.33 [2] (0:11.87)	0:37.46 [2] (0:11.89)	0:25.57 [2] (0:12.42)	0:13.15 [4] (0:13.15)
Average Speed [km/h]	46.2	63.4	61.3	60.3	60.4	58.1	54.8
Top Speed [km/h]	62.3	64.0	62.4	62.3	61.3	59.4	56.4
Avg. Dist. to Rail [m]	4.5	1.9	0.8	0.8	0.6	0.6	1.6
Avg. Stride Freq. [Hz]	2.4	2.5	2.4	2.4	2.4	2.4	2.3
Avg. Stride Length [m]	4.9	7.0	7.1	7.0	6.9	6.8	6.6



- [ ] Ranking at each section and finish
- .-.- No data available at this section
- NA No data available





Horse/Jockey Name	What A Weekend
Final Rank	7
Fastest Section Time (Section)	0:11.62 (1000m)
Top Speed [km/h] (Section)	62.7 (1000m)
Race State	Finished



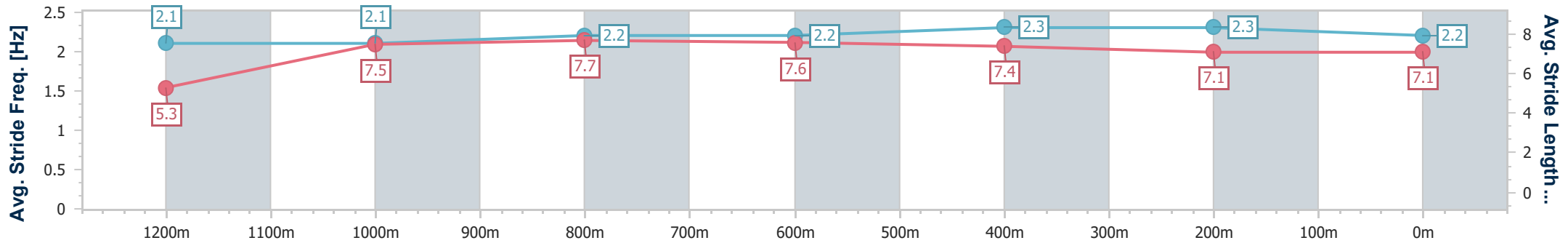
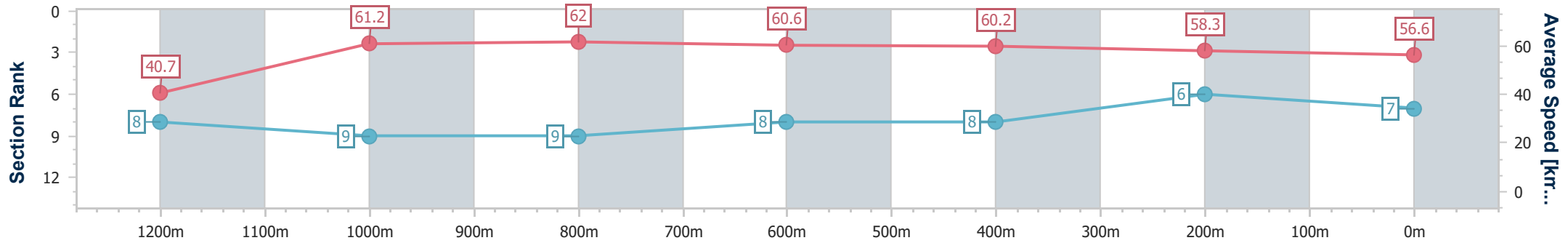
Ipswich QLD Professional  
Race 7: K&R PLUMBING SUPPLIES BENCHMARK 68 Handicap  
- 1350m



18 December 2024 - 17:16

Track Rating: Heavy 9, Weather: Overcast, Rail Position: True

Section	Overall	1200m	1000m	800m	600m	400m	200m
Section Times	1:24.33 [7] (0:12.10)	1:12.23 [8] (0:11.88)	1:00.35 [9] (0:11.62)	0:48.73 [9] (0:11.83)	0:36.90 [8] (0:11.89)	0:25.01 [8] (0:12.29)	0:12.72 [6] (0:12.72)
Average Speed [km/h]	40.7	61.2	62.0	60.6	60.2	58.3	56.6
Top Speed [km/h]	52.6	62.3	62.7	62.6	61.2	60.8	59.1
Avg. Dist. to Rail [m]	8.6	7.8	0.6	1.2	1.2	1.1	2.9
Avg. Stride Freq. [Hz]	2.1	2.1	2.2	2.2	2.3	2.3	2.2
Avg. Stride Length [m]	5.3	7.5	7.7	7.6	7.4	7.1	7.1



- [ ] Ranking at each section and finish
- .-.- No data available at this section
- NA No data available



Horse/Jockey Name	Sian Star
Final Rank	8
Fastest Section Time (Section)	0:11.66 (1200m)
Top Speed [km/h] (Section)	62.7 (1200m)
Race State	Finished



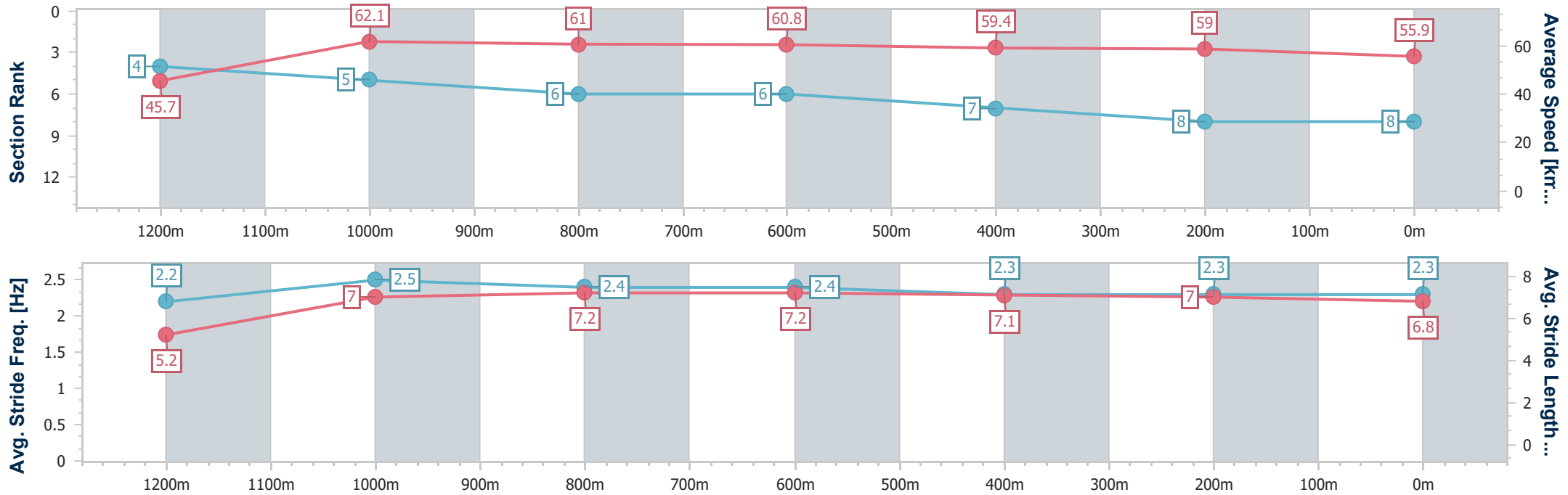
Ipswich QLD Professional  
Race 7: K&R PLUMBING SUPPLIES BENCHMARK 68 Handicap  
- 1350m



18 December 2024 - 17:16

Track Rating: Heavy 9, Weather: Overcast, Rail Position: True

Section	Overall	1200m	1000m	800m	600m	400m	200m
Section Times	1:24.47 [8] (0:11.76)	1:12.71 [4] (0:11.66)	1:01.05 [5] (0:11.82)	0:49.23 [6] (0:11.91)	0:37.32 [6] (0:12.13)	0:25.19 [7] (0:12.36)	0:12.83 [8] (0:12.83)
Average Speed [km/h]	45.7	62.1	61.0	60.8	59.4	59.0	55.9
Top Speed [km/h]	61.7	62.7	62.3	62.4	60.6	59.6	59.6
Avg. Dist. to Rail [m]	8.5	4.6	1.4	1.0	1.3	3.7	7.0
Avg. Stride Freq. [Hz]	2.2	2.5	2.4	2.4	2.3	2.3	2.3
Avg. Stride Length [m]	5.2	7.0	7.2	7.2	7.1	7.0	6.8



- [ ] Ranking at each section and finish
- .-.- No data available at this section
- NA No data available



Horse/Jockey Name	Executive Stress
Final Rank	9
Fastest Section Time (Section)	0:11.47 (1200m)
Top Speed [km/h] (Section)	64.5 (1200m)
Race State	Finished



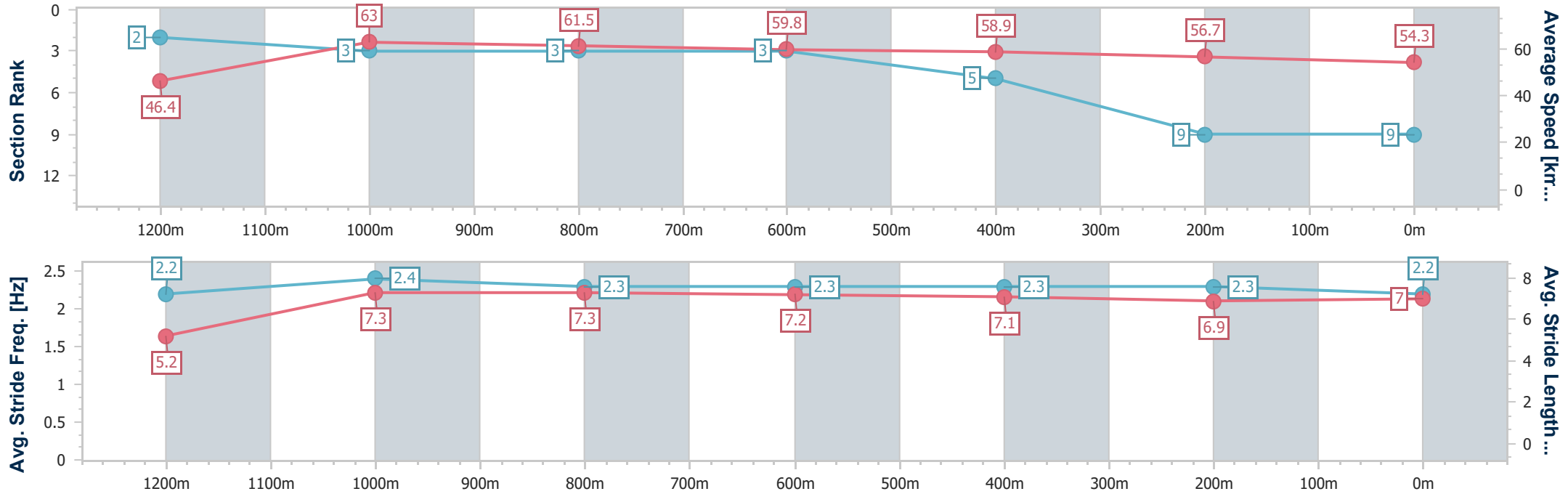
Ipswich QLD Professional  
Race 7: K&R PLUMBING SUPPLIES BENCHMARK 68 Handicap  
- 1350m



18 December 2024 - 17:16

Track Rating: Heavy 9, Weather: Overcast, Rail Position: True

Section	Overall	1200m	1000m	800m	600m	400m	200m
Section Times	1:25.06 [9] (0:11.65)	1:13.41 [2] (0:11.47)	1:01.94 [3] (0:11.71)	0:50.23 [3] (0:12.06)	0:38.17 [3] (0:12.22)	0:25.95 [5] (0:12.68)	0:13.27 [9] (0:13.27)
Average Speed [km/h]	46.4	63.0	61.5	59.8	58.9	56.7	54.3
Top Speed [km/h]	61.5	64.5	63.1	61.1	60.1	57.9	56.1
Avg. Dist. to Rail [m]	10.2	4.6	0.7	0.3	0.4	1.2	3.9
Avg. Stride Freq. [Hz]	2.2	2.4	2.3	2.3	2.3	2.3	2.2
Avg. Stride Length [m]	5.2	7.3	7.3	7.2	7.1	6.9	7.0



- [ ] Ranking at each section and finish
- .-.- No data available at this section
- NA No data available