

Track Rating: Heavy 8, Weather: Overcast, Rail Position: True

Section														
Field Times		Overall	1400m	1200m	1000m	800m	600m	400m	Last 600m					
		1:43.67 (0:18.77)	1:24.90 (0:12.00)	1:12.90 (0:11.93)	1:00.97 (0:12.67)	0:48.30 (0:12.09)	0:36.21 (0:12.16)	0:24.05 (0:11.75)	0:36.21					
Rank	TAB	Horse/Jockey	Barrier	Top Speed [km/h]	Fastest Section								Distance Travelled [m]	
1	2	PUNJABI LANDING Michael Rodd	2	62.3 400m	0:11.75 400m	1:43.67 [1] (0:18.92)	1:24.75 [2] (0:12.07)	1:12.68 [3] (0:11.97)	1:00.71 [3] (0:12.42)	0:48.29 [2] (0:12.08)	0:36.21 [1] (0:12.16)	0:24.05 [1] (0:11.75)	0:36.21	
2	3	VENTUROUS Cejay Graham	1	61.4 400m	0:11.88 400m	1:43.88 [2] (0:19.04)	1:24.84 [3] (0:12.02)	1:12.82 [4] (0:11.94)	1:00.88 [4] (0:12.69)	0:48.19 [4] (0:12.27)	0:35.92 [3] (0:12.04)	0:23.88 [3] (0:11.88)	0:35.92	+3
3	7	CLASSIQUE GAL Samantha Collett	7	63.6 1200m	0:11.75 1400m	1:44.38 [3] (0:19.05)	1:25.33 [4] (0:11.75)	1:13.58 [2] (0:12.09)	1:01.49 [2] (0:12.57)	0:48.92 [3] (0:12.15)	0:36.77 [2] (0:12.23)	0:24.54 [2] (0:12.11)	0:36.77	+1
4	1	ICHIBAN Ryan Maloney	6	61.7 Overall	0:12.00 400m	1:44.88 [4] (0:19.35)	1:25.53 [6] (0:12.04)	1:13.49 [6] (0:12.02)	1:01.47 [6] (0:12.65)	0:48.82 [6] (0:12.15)	0:36.67 [5] (0:12.06)	0:24.61 [5] (0:12.00)	0:36.67	+3
5	9	SUPER FAIR Kenji Yoshida	5	61.1 1200m	0:12.02 1200m	1:45.09 [5] (0:19.53)	1:25.56 [8] (0:12.11)	1:13.45 [8] (0:12.02)	1:01.43 [7] (0:12.62)	0:48.81 [8] (0:12.27)	0:36.54 [8] (0:12.10)	0:24.44 [6] (0:12.16)	0:36.54	+4
6	5	SILVER PEARL Georgina Cartwright	3	63.1 1200m	0:11.90 1200m	1:45.92 [6] (0:19.20)	1:26.72 [5] (0:12.00)	1:14.72 [5] (0:11.90)	1:02.82 [5] (0:12.74)	0:50.08 [5] (0:12.46)	0:37.62 [6] (0:11.94)	0:25.68 [4] (0:12.47)	0:37.62	+3
7	6	CALM BUCKLE Olivia Kendal	4	62.4 Overall	0:12.08 1400m	1:46.34 [7] (0:19.41)	1:26.93 [7] (0:12.08)	1:14.85 [7] (0:12.19)	1:02.66 [8] (0:12.49)	0:50.17 [7] (0:12.30)	0:37.87 [7] (0:12.32)	0:25.55 [7] (0:12.51)	0:37.87	-8
8	8	INTROVERT Hannah Richardson	8	63.5 Overall	0:11.93 1200m	1:50.85 [8] (0:18.77)	1:32.08 [1] (0:12.00)	1:20.08 [1] (0:11.93)	1:08.15 [1] (0:12.67)	0:55.48 [1] (0:12.60)	0:42.88 [4] (0:13.17)	0:29.71 [8] (0:14.39)	0:42.88	-4

Scratched: Saxinoue (#4)



Ipswich QLD Professional

Race 3: IMPERIAL RACING Class 2 Handicap - 1666m

18 December 2024 - 15:09



Track Rating: Heavy 8, Weather: Overcast, Rail Position: True

Section				200m				Last 600m	
Field Times				0:12.30 (0:12.30)				0:36.21	
Rank	TAB	Horse/Jockey	Barrier	Top Speed [km/h]	Fastest Section	Margin			Distance Travelled [m]
1	2	PUNJABI LANDING Michael Rodd	2	62.3 400m	0:11.75 400m	0:12.30 [1] (0:12.30)	1:43.67		0:36.21
2	3	VENTUROUS Cejay Graham	1	61.4 400m	0:11.88 400m	0:12.00 [2] (0:12.00)	1.26L		0:35.92 +3
3	7	CLASSIQUE GAL Samantha Collett	7	63.6 1200m	0:11.75 1400m	0:12.43 [3] (0:12.43)	4.2L		0:36.77 +1
4	1	ICHIBAN Ryan Maloney	6	61.7 Overall	0:12.00 400m	0:12.61 [4] (0:12.61)	7.16L		0:36.67 +3
5	9	SUPER FAIR Kenji Yoshida	5	61.1 1200m	0:12.02 1200m	0:12.28 [6] (0:12.28)	8.39L		0:36.54 +4
6	5	SILVER PEARL Georgina Cartwright	3	63.1 1200m	0:11.90 1200m	0:13.21 [5] (0:13.21)	13.28L		0:37.62 +3
7	6	CALM BUCKLE Olivia Kendal	4	62.4 Overall	0:12.08 1400m	0:13.04 [7] (0:13.04)	15.71L		0:37.87 -8
8	8	INTROVERT Hannah Richardson	8	63.5 Overall	0:11.93 1200m	0:15.32 [8] (0:15.32)	42.27L		0:42.88 -4

Scratched: Saxinoue (#4)

[] Ranking at each section and finish
 -:-:- No data available at this section
 NA No data available

SCN Saddle cloth number
 DNF Did not finish
 DNT Did not track



Horse/Jockey Name	Punjabi Landing
Final Rank	1
Fastest Section Time (Section)	0:11.75 (400m)
Top Speed [km/h] (Section)	62.3 (400m)
Race State	Finished



Ipswich QLD Professional

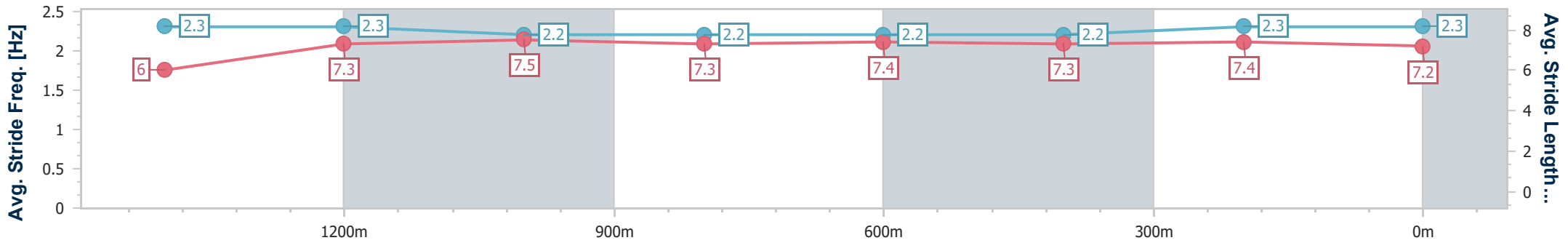
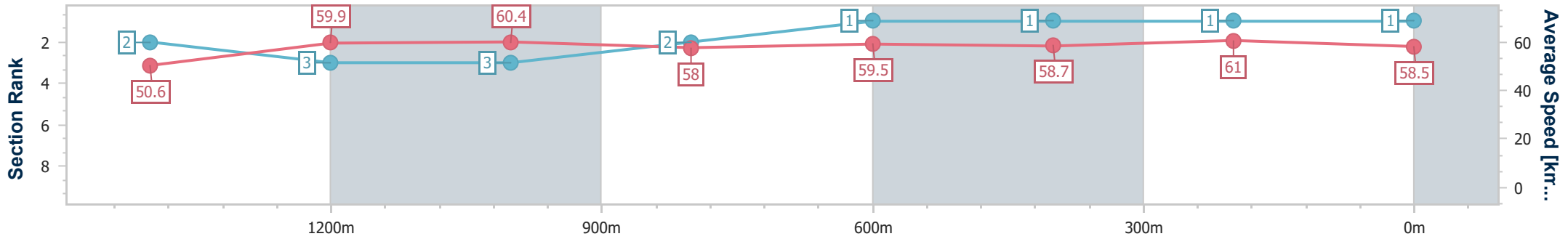
Race 3: IMPERIAL RACING Class 2 Handicap - 1666m

18 December 2024 - 15:09



Track Rating: Heavy 8, Weather: Overcast, Rail Position: True

Section	Overall	1400m	1200m	1000m	800m	600m	400m	200m
Section Times	1:43.67 [1] (0:18.92)	1:24.75 [2] (0:12.07)	1:12.68 [3] (0:11.97)	1:00.71 [3] (0:12.42)	0:48.29 [2] (0:12.08)	0:36.21 [1] (0:12.16)	0:24.05 [1] (0:11.75)	0:12.30 [1] (0:12.30)
Average Speed [km/h]	50.6	59.9	60.4	58.0	59.5	58.7	61.0	58.5
Top Speed [km/h]	62.2	61.3	61.5	60.1	60.6	60.4	62.3	60.5
Avg. Dist. to Rail [m]	3.1	1.5	0.5	0.5	1.2	1.6	0.9	0.4
Avg. Stride Freq. [Hz]	2.3	2.3	2.2	2.2	2.2	2.2	2.3	2.3
Avg. Stride Length [m]	6.0	7.3	7.5	7.3	7.4	7.3	7.4	7.2



- [] Ranking at each section and finish
- .-.- No data available at this section
- NA No data available



Horse/Jockey Name	Venturous
Final Rank	2
Fastest Section Time (Section)	0:11.88 (400m)
Top Speed [km/h] (Section)	61.4 (400m)
Race State	Finished



Ipswich QLD Professional

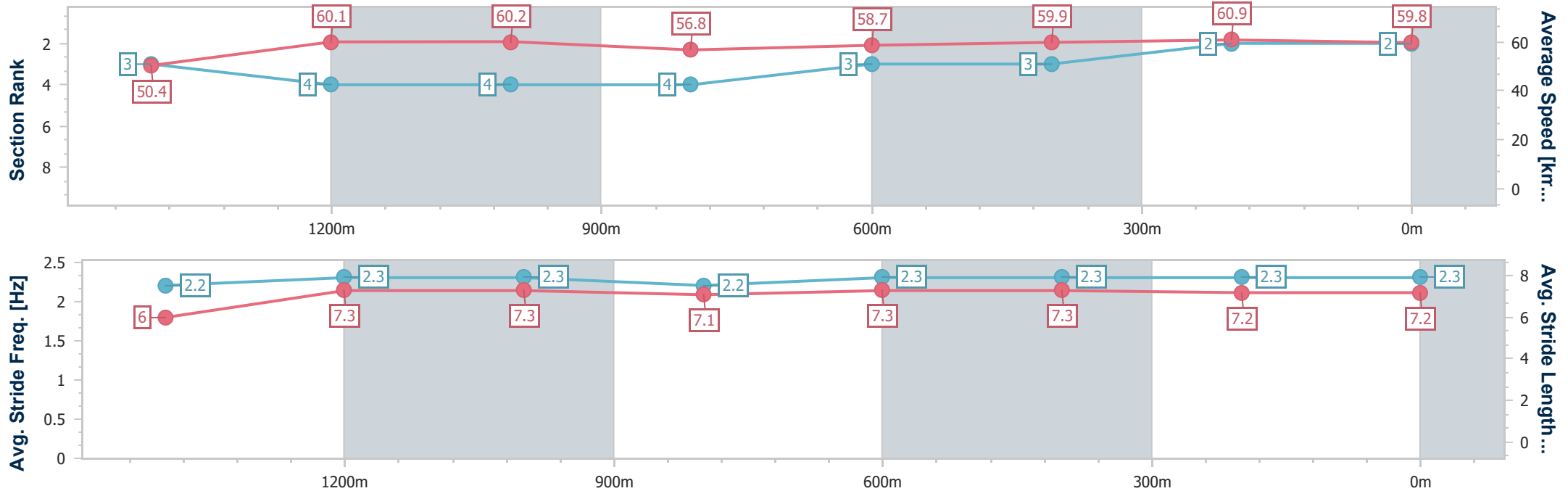
Race 3: IMPERIAL RACING Class 2 Handicap - 1666m

18 December 2024 - 15:09



Track Rating: Heavy 8, Weather: Overcast, Rail Position: True

Section	Overall	1400m	1200m	1000m	800m	600m	400m	200m
Section Times	1:43.88 [2] (0:19.04)	1:24.84 [3] (0:12.02)	1:12.82 [4] (0:11.94)	1:00.88 [4] (0:12.69)	0:48.19 [4] (0:12.27)	0:35.92 [3] (0:12.04)	0:23.88 [3] (0:11.88)	0:12.00 [2] (0:12.00)
Average Speed [km/h]	50.4	60.1	60.2	56.8	58.7	59.9	60.9	59.8
Top Speed [km/h]	60.7	60.6	61.3	58.3	60.3	60.4	61.4	60.9
Avg. Dist. to Rail [m]	1.7	0.4	0.2	0.3	0.4	0.6	1.2	2.0
Avg. Stride Freq. [Hz]	2.2	2.3	2.3	2.2	2.3	2.3	2.3	2.3
Avg. Stride Length [m]	6.0	7.3	7.3	7.1	7.3	7.3	7.2	7.2



- [] Ranking at each section and finish
- .-.- No data available at this section
- NA No data available



Horse/Jockey Name	Classique Gal
Final Rank	3
Fastest Section Time (Section)	0:11.75 (1400m)
Top Speed [km/h] (Section)	63.6 (1200m)
Race State	Finished



Ipswich QLD Professional

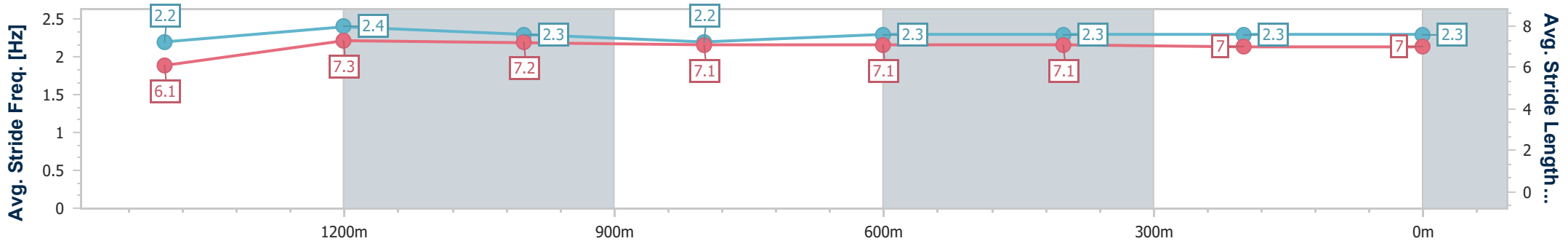
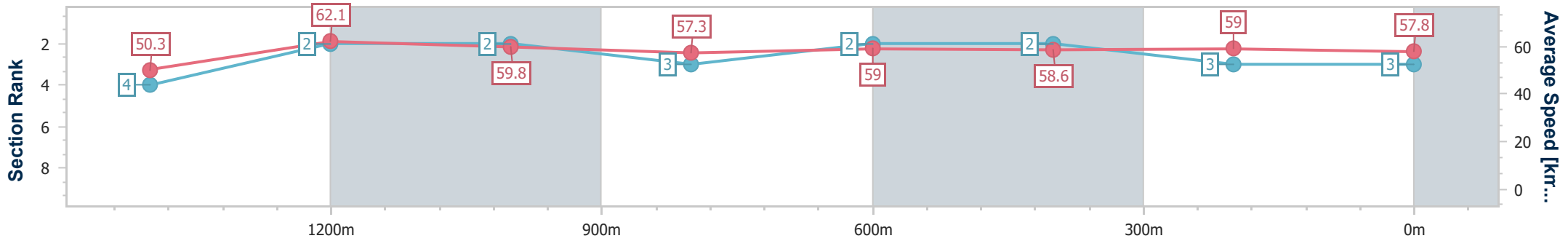
Race 3: IMPERIAL RACING Class 2 Handicap - 1666m

18 December 2024 - 15:09



Track Rating: Heavy 8, Weather: Overcast, Rail Position: True

Section	Overall	1400m	1200m	1000m	800m	600m	400m	200m
Section Times	1:44.38 [3] (0:19.05)	1:25.33 [4] (0:11.75)	1:13.58 [2] (0:12.09)	1:01.49 [2] (0:12.57)	0:48.92 [3] (0:12.15)	0:36.77 [2] (0:12.23)	0:24.54 [2] (0:12.11)	0:12.43 [3] (0:12.43)
Average Speed [km/h]	50.3	62.1	59.8	57.3	59.0	58.6	59.0	57.8
Top Speed [km/h]	62.3	63.4	63.6	58.3	60.9	60.0	60.6	59.8
Avg. Dist. to Rail [m]	5.7	3.0	1.7	0.5	0.8	1.3	1.2	0.3
Avg. Stride Freq. [Hz]	2.2	2.4	2.3	2.2	2.3	2.3	2.3	2.3
Avg. Stride Length [m]	6.1	7.3	7.2	7.1	7.1	7.1	7.0	7.0



- [] Ranking at each section and finish
- .-.- No data available at this section
- NA No data available



Horse/Jockey Name	Ichiban
Final Rank	4
Fastest Section Time (Section)	0:12.00 (400m)
Top Speed [km/h] (Section)	61.7 (Overall)
Race State	Finished



Ipswich QLD Professional

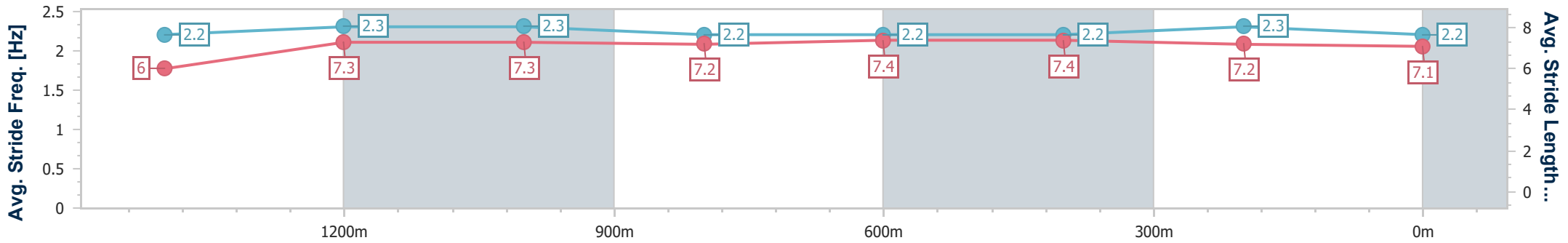
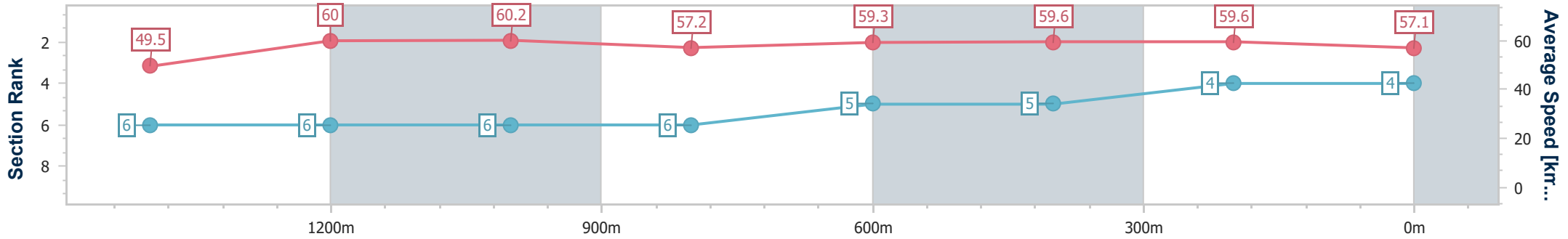
Race 3: IMPERIAL RACING Class 2 Handicap - 1666m

18 December 2024 - 15:09



Track Rating: Heavy 8, Weather: Overcast, Rail Position: True

Section	Overall	1400m	1200m	1000m	800m	600m	400m	200m
Section Times	1:44.88 [4] (0:19.35)	1:25.53 [6] (0:12.04)	1:13.49 [6] (0:12.02)	1:01.47 [6] (0:12.65)	0:48.82 [6] (0:12.15)	0:36.67 [5] (0:12.06)	0:24.61 [5] (0:12.00)	0:12.61 [4] (0:12.61)
Average Speed [km/h]	49.5	60.0	60.2	57.2	59.3	59.6	59.6	57.1
Top Speed [km/h]	61.7	60.7	61.3	58.2	60.1	60.5	60.7	59.5
Avg. Dist. to Rail [m]	3.9	0.7	1.1	1.2	0.4	0.4	1.1	0.7
Avg. Stride Freq. [Hz]	2.2	2.3	2.3	2.2	2.2	2.2	2.3	2.2
Avg. Stride Length [m]	6.0	7.3	7.3	7.2	7.4	7.4	7.2	7.1



- [] Ranking at each section and finish
- .-.- No data available at this section
- NA No data available



Horse/Jockey Name	Super Fair
Final Rank	5
Fastest Section Time (Section)	0:12.02 (1200m)
Top Speed [km/h] (Section)	61.1 (1200m)
Race State	Finished



Ipswich QLD Professional

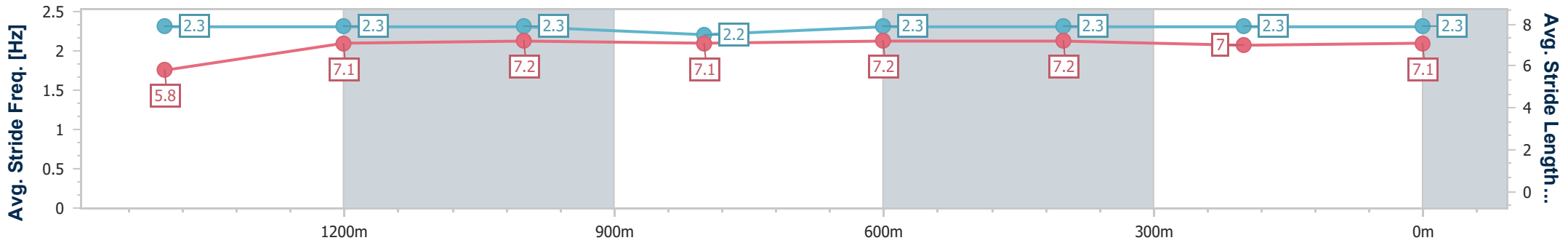
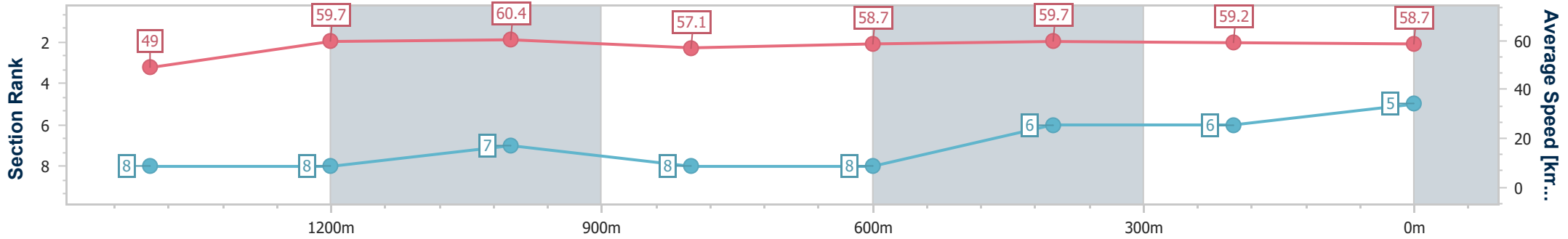
Race 3: IMPERIAL RACING Class 2 Handicap - 1666m

18 December 2024 - 15:09



Track Rating: Heavy 8, Weather: Overcast, Rail Position: True

Section	Overall	1400m	1200m	1000m	800m	600m	400m	200m
Section Times	1:45.09 [5] (0:19.53)	1:25.56 [8] (0:12.11)	1:13.45 [8] (0:12.02)	1:01.43 [7] (0:12.62)	0:48.81 [8] (0:12.27)	0:36.54 [8] (0:12.10)	0:24.44 [6] (0:12.16)	0:12.28 [6] (0:12.28)
Average Speed [km/h]	49.0	59.7	60.4	57.1	58.7	59.7	59.2	58.7
Top Speed [km/h]	61.0	61.1	61.1	58.5	59.4	60.7	60.7	59.3
Avg. Dist. to Rail [m]	3.1	0.8	1.2	0.7	0.4	0.8	0.1	1.2
Avg. Stride Freq. [Hz]	2.3	2.3	2.3	2.2	2.3	2.3	2.3	2.3
Avg. Stride Length [m]	5.8	7.1	7.2	7.1	7.2	7.2	7.0	7.1



- [] Ranking at each section and finish
- .-.- No data available at this section
- NA No data available



Horse/Jockey Name	Silver Pearl
Final Rank	6
Fastest Section Time (Section)	0:11.90 (1200m)
Top Speed [km/h] (Section)	63.1 (1200m)
Race State	Finished



Ipswich QLD Professional

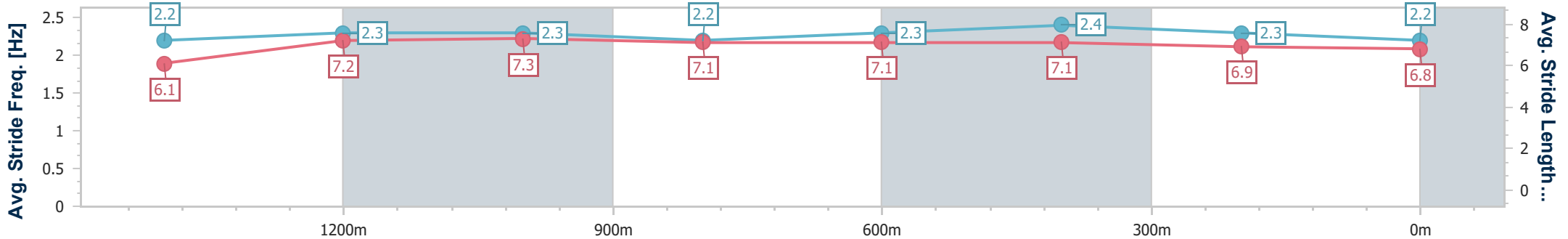
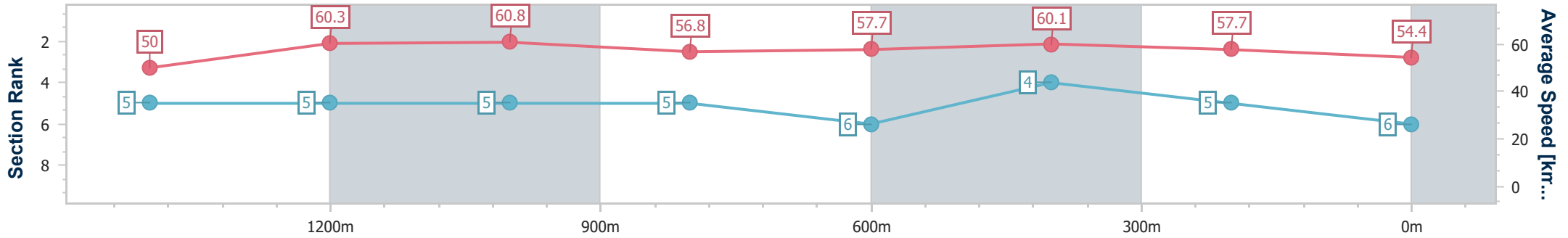
Race 3: IMPERIAL RACING Class 2 Handicap - 1666m

18 December 2024 - 15:09



Track Rating: Heavy 8, Weather: Overcast, Rail Position: True

Section	Overall	1400m	1200m	1000m	800m	600m	400m	200m
Section Times	1:45.92 [6] (0:19.20)	1:26.72 [5] (0:12.00)	1:14.72 [5] (0:11.90)	1:02.82 [5] (0:12.74)	0:50.08 [5] (0:12.46)	0:37.62 [6] (0:11.94)	0:25.68 [4] (0:12.47)	0:13.21 [5] (0:13.21)
Average Speed [km/h]	50.0	60.3	60.8	56.8	57.7	60.1	57.7	54.4
Top Speed [km/h]	62.0	62.0	63.1	58.1	59.0	62.6	60.5	56.5
Avg. Dist. to Rail [m]	3.7	1.4	1.4	0.8	0.6	0.6	0.7	1.9
Avg. Stride Freq. [Hz]	2.2	2.3	2.3	2.2	2.3	2.4	2.3	2.2
Avg. Stride Length [m]	6.1	7.2	7.3	7.1	7.1	7.1	6.9	6.8



- [] Ranking at each section and finish
- .-.- No data available at this section
- NA No data available



Horse/Jockey Name	Calm Buckle
Final Rank	7
Fastest Section Time (Section)	0:12.08 (1400m)
Top Speed [km/h] (Section)	62.4 (Overall)
Race State	Finished



Ipswich QLD Professional

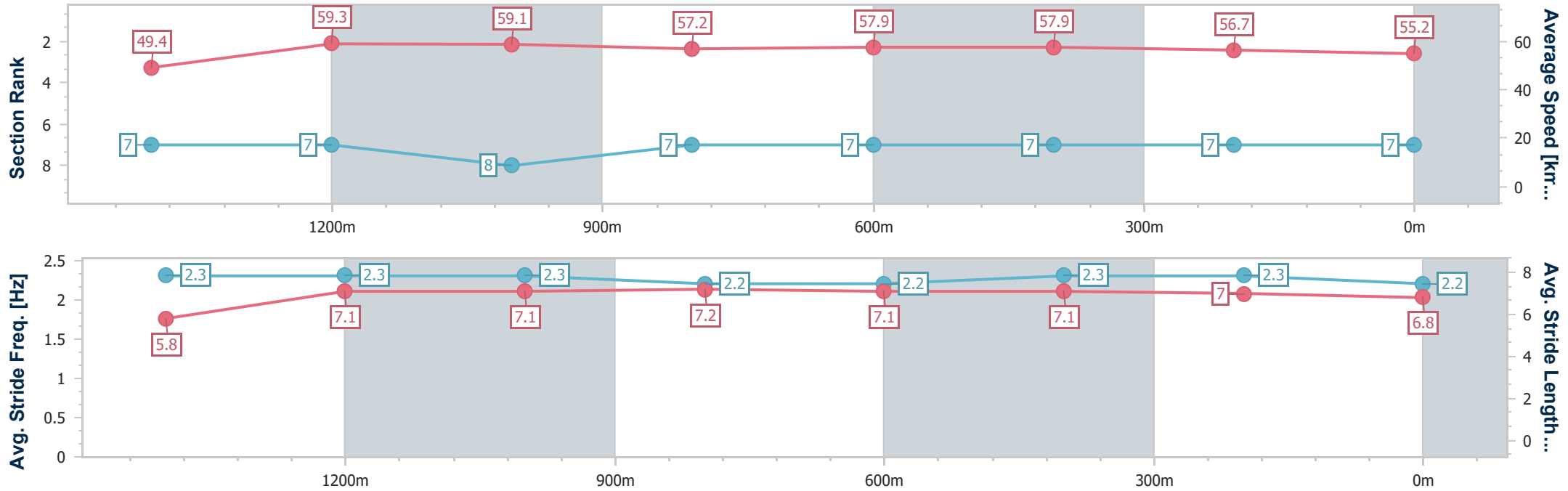
Race 3: IMPERIAL RACING Class 2 Handicap - 1666m

18 December 2024 - 15:09



Track Rating: Heavy 8, Weather: Overcast, Rail Position: True

Section	Overall	1400m	1200m	1000m	800m	600m	400m	200m				
Section Times	1:46.34 [7] (0:19.41)	1:26.93 [7] (0:12.08)	1:14.85 [7] (0:12.19)	1:02.66 [8] (0:12.49)	0:50.17 [7] (0:12.30)	0:37.87 [7] (0:12.32)	0:25.55 [7] (0:12.51)	0:13.04 [7] (0:13.04)				
Average Speed [km/h]	49.4	59.3	59.1	57.2	57.9	57.9	56.7	55.2				
Top Speed [km/h]	62.4	60.2	60.3	58.9	59.0	58.5	58.0	58.8				
Avg. Dist. to Rail [m]	2.1	0.5	0.5	1.7	2.9	2.9	2.8	1.3				
Avg. Stride Freq. [Hz]	2.3	2.3	2.3	2.2	2.2	2.3	2.3	2.2				
Avg. Stride Length [m]	5.8	7.1	7.1	7.2	7.1	7.1	7.0	6.8				



- [] Ranking at each section and finish
- .-.- No data available at this section
- NA No data available



Horse/Jockey Name	Introvert
Final Rank	8
Fastest Section Time (Section)	0:11.93 (1200m)
Top Speed [km/h] (Section)	63.5 (Overall)
Race State	Finished



Ipswich QLD Professional

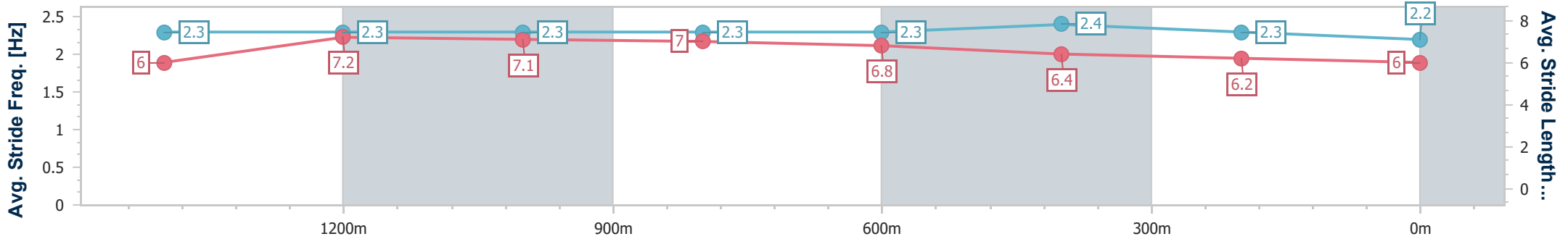
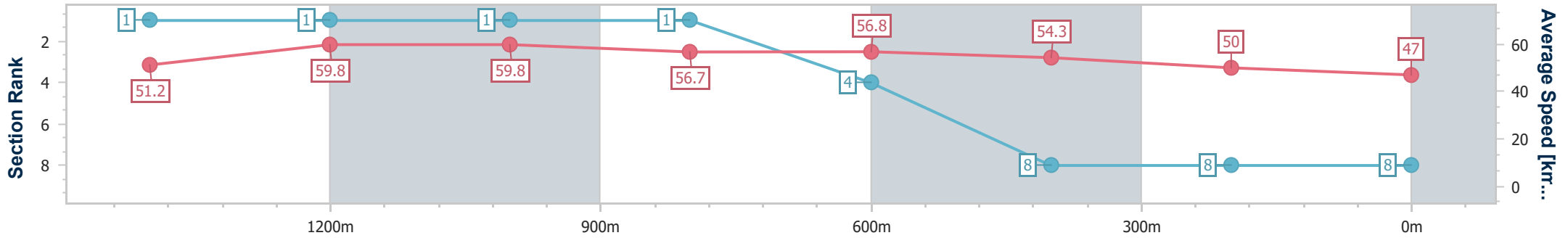
Race 3: IMPERIAL RACING Class 2 Handicap - 1666m

18 December 2024 - 15:09



Track Rating: Heavy 8, Weather: Overcast, Rail Position: True

Section	Overall	1400m	1200m	1000m	800m	600m	400m	200m
Section Times	1:50.85 [8] (0:18.77)	1:32.08 [1] (0:12.00)	1:20.08 [1] (0:11.93)	1:08.15 [1] (0:12.67)	0:55.48 [1] (0:12.60)	0:42.88 [4] (0:13.17)	0:29.71 [8] (0:14.39)	0:15.32 [8] (0:15.32)
Average Speed [km/h]	51.2	59.8	59.8	56.7	56.8	54.3	50.0	47.0
Top Speed [km/h]	63.5	62.7	62.6	57.7	57.4	56.5	52.8	48.4
Avg. Dist. to Rail [m]	6.7	1.0	1.3	1.7	1.6	1.1	0.8	0.9
Avg. Stride Freq. [Hz]	2.3	2.3	2.3	2.3	2.3	2.4	2.3	2.2
Avg. Stride Length [m]	6.0	7.2	7.1	7.0	6.8	6.4	6.2	6.0



- [] Ranking at each section and finish
- .-.- No data available at this section
- NA No data available