

Track Rating: Soft 7, Weather: Overcast, Rail Position: True

Section		Overall	1000m	800m	600m	400m	200m	Last 600m					
Field Times		1:05.29 (0:08.63)	0:56.66 (0:10.47)	0:46.19 (0:10.73)	0:35.46 (0:11.37)	0:24.09 (0:12.09)	0:12.00 (0:12.00)	0:35.46					
Rank	TAB Horse/Jockey	Barrier	Top Speed [km/h]	Fastest Section							Margin	Distance Travelled [m]	
1	3 <b>GRAFTERBURNERS</b> Cejay Graham	5	69.6	0:09.10	1:05.29 [1] (0:09.10)	0:56.19 [11] (0:10.64)	0:45.55 [11] (0:10.87)	0:34.68 [11] (0:11.41)	0:23.27 [11] (0:11.71)	0:11.56 [7] (0:11.56)	1:05.29	0:34.68	
2	11 <b>ROYAL CHIC</b> Bailey Wheeler	11	69.3	0:08.71	1:05.63 [2] (0:08.71)	0:56.92 [3] (0:10.77)	0:46.15 [7] (0:10.88)	0:35.27 [7] (0:11.37)	0:23.90 [7] (0:11.65)	0:12.25 [2] (0:12.25)	2.04L	0:35.27	+6
3	2 <b>BRAZEN SAILOR</b> Ryan Wiggins	4	68.7	0:08.83	1:05.83 [3] (0:08.83)	0:57.00 [8] (0:10.66)	0:46.34 [8] (0:10.87)	0:35.47 [8] (0:11.36)	0:24.11 [6] (0:11.81)	0:12.30 [4] (0:12.30)	3.21L	0:35.47	-5
4	15 <b>MISHANI TREASURE</b> Rob Thorburn	3	70.9	0:08.63	1:05.98 [4] (0:08.63)	0:57.35 [1] (0:10.47)	0:46.88 [2] (0:10.73)	0:36.15 [1] (0:11.37)	0:24.78 [1] (0:12.09)	0:12.69 [1] (0:12.69)	4.09L	0:36.15	-6
5	5 <b>WILD BEAN</b> Mark Du Plessis	1	68.7	0:08.95	1:06.11 [5] (0:08.95)	0:57.16 [10] (0:10.69)	0:46.47 [10] (0:10.89)	0:35.58 [10] (0:11.32)	0:24.26 [9] (0:11.73)	0:12.53 [5] (0:12.53)	4.87L	0:35.58	-8
6	8 <b>ALL TOO LATE</b> Samantha Collett	9	70.6	0:08.72	1:06.29 [6] (0:08.72)	0:57.57 [4] (0:10.42)	0:47.15 [3] (0:10.80)	0:36.35 [2] (0:11.34)	0:25.01 [2] (0:12.15)	0:12.86 [3] (0:12.86)	5.88L	0:36.35	-5
7	10 <b>MISHANI PEARL</b> Georgina Cartwright	8	68.9	0:08.85	1:06.33 [7] (0:08.85)	0:57.48 [9] (0:10.69)	0:46.79 [9] (0:10.85)	0:35.94 [9] (0:11.44)	0:24.50 [8] (0:12.03)	0:12.47 [9] (0:12.47)	6.14L	0:35.94	-1
8	6 <b>SHEMAKESMENERVOUS</b> Angela Jones	7	70.4	0:08.75	1:06.67 [8] (0:08.75)	0:57.92 [7] (0:10.53)	0:47.39 [4] (0:10.85)	0:36.54 [5] (0:11.46)	0:25.08 [5] (0:12.25)	0:12.83 [8] (0:12.83)	8.12L	0:36.54	+3
9	16 <b>HAPPY COFFEE</b> Luke Tarrant	2	68.9	0:08.74	1:06.67 [9] (0:08.74)	0:57.93 [6] (0:10.61)	0:47.32 [6] (0:10.70)	0:36.62 [4] (0:11.38)	0:25.24 [3] (0:12.19)	0:13.05 [6] (0:13.05)	8.15L	0:36.62	-6
10	14 <b>MILESTONE</b> Damien Thornton	10	70.6	0:08.67	1:07.54 [10] (0:08.67)	0:58.87 [2] (0:10.43)	0:48.44 [1] (0:10.92)	0:37.52 [3] (0:11.44)	0:26.08 [4] (0:12.41)	0:13.67 [10] (0:13.67)	13.22L	0:37.52	-1

Scratched: Luva Flutta (#1), Tinkerbella (#7), Goldarnie (#9), Katie Aine (#13), Midnight Spirit (#4)



**Ipswich QLD Professional**  
**Race 1: COASTAL VEHICLE SOLUTIONS QTIS Two-Year-Old Handicap - 1100m**  
 18 December 2024 - 13:07



Track Rating: Soft 7, Weather: Overcast, Rail Position: True

Section		Overall	1000m	800m	600m	400m	200m	Last 600m					
Field Times		1:05.29 (0:08.63)	0:56.66 (0:10.47)	0:46.19 (0:10.73)	0:35.46 (0:11.37)	0:24.09 (0:12.09)	0:12.00 (0:12.00)	0:35.46					
Rank	TAB Horse/Jockey	Barrier	Top Speed [km/h]	Fastest Section	Margin						Distance Travelled [m]		
11	12 UNSURE MISS	6	69.9	0:08.74	1:10.15 [11]	1:01.41 [5]	0:50.87 [5]	0:39.80 [6]	0:28.21 [10]	0:15.10 [11]	28.59L	0:39.80	-3
	Dale Smith		1000m	Overall	(0:08.74)	(0:10.54)	(0:11.07)	(0:11.59)	(0:13.11)	(0:15.10)			

Scratched: Luva Flutta (#1), Tinkerbella (#7), Goldarnie (#9), Katie Aine (#13), Midnight Spirit (#4)

[ ] Ranking at each section and finish  
 -:-:- No data available at this section  
 NA No data available

SCN Saddle cloth number  
 DNF Did not finish  
 DNT Did not track



Horse/Jockey Name	Grafterburners
Final Rank	1
Fastest Section Time (Section)	0:09.10 (Overall)
Top Speed [km/h] (Section)	69.6 (1000m)
Race State	Finished



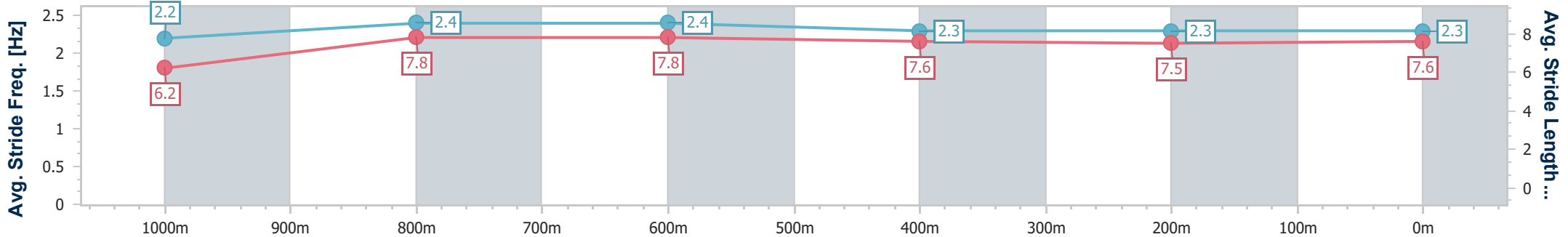
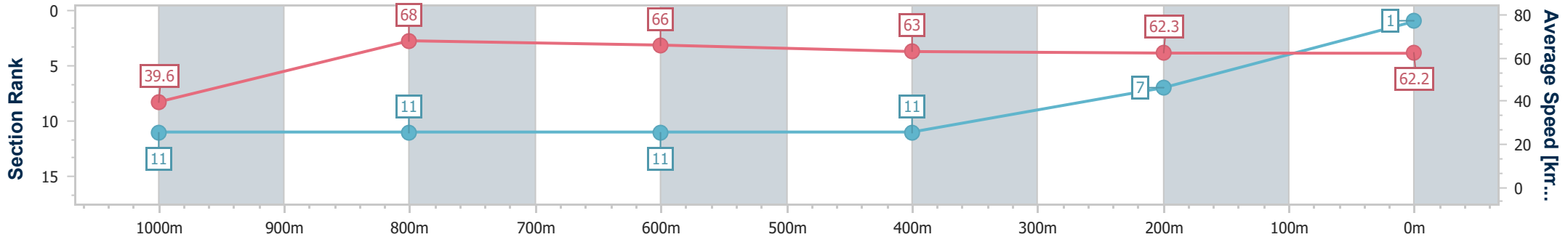
Ipswich QLD Professional  
 Race 1: COASTAL VEHICLE SOLUTIONS QTIS Two-Year-Old  
 Handicap - 1100m



18 December 2024 - 13:07

Track Rating: Soft 7, Weather: Overcast, Rail Position: True

Section	Overall	1000m	800m	600m	400m	200m
Section Times	1:05.29 [1] (0:09.10)	0:56.19 [11] (0:10.64)	0:45.55 [11] (0:10.87)	0:34.68 [11] (0:11.41)	0:23.27 [11] (0:11.71)	0:11.56 [7] (0:11.56)
Average Speed [km/h]	39.6	68.0	66.0	63.0	62.3	62.2
Top Speed [km/h]	63.5	69.6	68.0	64.7	63.5	63.5
Avg. Dist. to Rail [m]	10.4	2.8	0.4	0.4	3.6	3.8
Avg. Stride Freq. [Hz]	2.2	2.4	2.4	2.3	2.3	2.3
Avg. Stride Length [m]	6.2	7.8	7.8	7.6	7.5	7.6



- [ ] Ranking at each section and finish
- .-.- No data available at this section
- NA No data available



Horse/Jockey Name	Royal Chic
Final Rank	2
Fastest Section Time (Section)	0:08.71 (Overall)
Top Speed [km/h] (Section)	69.3 (800m)
Race State	Finished



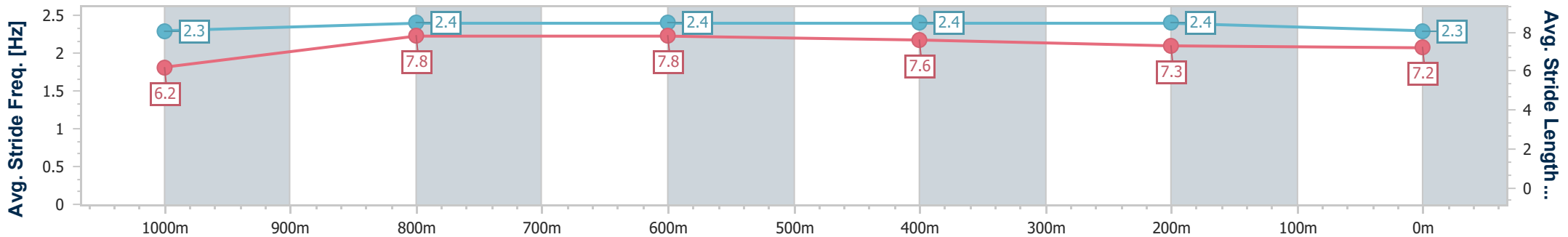
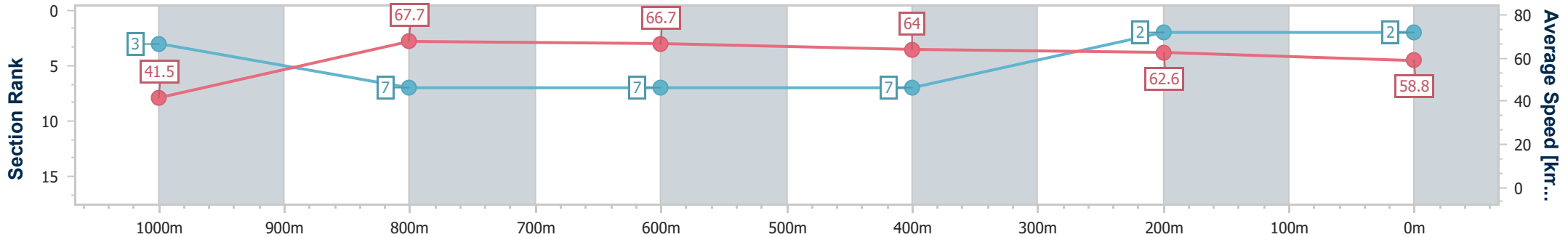
Ipswich QLD Professional  
 Race 1: COASTAL VEHICLE SOLUTIONS QTIS Two-Year-Old  
 Handicap - 1100m



18 December 2024 - 13:07

Track Rating: Soft 7, Weather: Overcast, Rail Position: True

Section	Overall	1000m	800m	600m	400m	200m
Section Times	1:05.63 [2] (0:08.71)	0:56.92 [3] (0:10.77)	0:46.15 [7] (0:10.88)	0:35.27 [7] (0:11.37)	0:23.90 [7] (0:11.65)	0:12.25 [2] (0:12.25)
Average Speed [km/h]	41.5	67.7	66.7	64.0	62.6	58.8
Top Speed [km/h]	64.7	69.2	69.3	64.8	63.8	61.0
Avg. Dist. to Rail [m]	15.8	7.0	2.1	2.4	3.5	1.4
Avg. Stride Freq. [Hz]	2.3	2.4	2.4	2.4	2.4	2.3
Avg. Stride Length [m]	6.2	7.8	7.8	7.6	7.3	7.2



- [ ] Ranking at each section and finish
- .-.- No data available at this section
- NA No data available



Horse/Jockey Name	Brazen Sailor
Final Rank	3
Fastest Section Time (Section)	0:08.83 (Overall)
Top Speed [km/h] (Section)	68.7 (1000m)
Race State	Finished



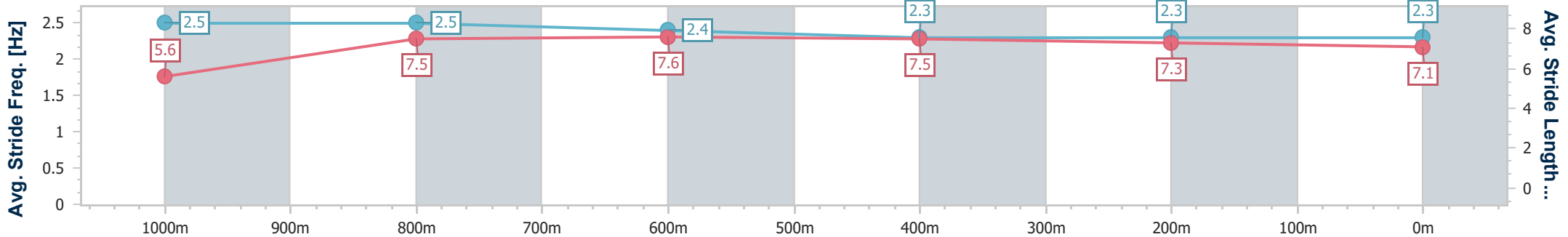
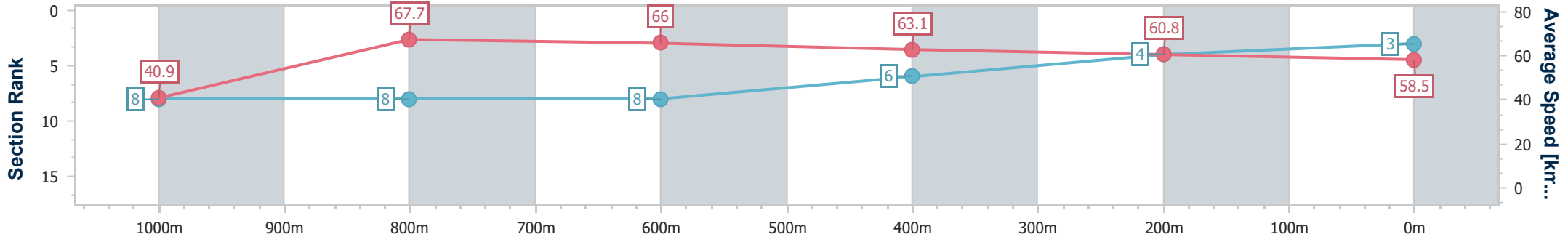
Ipswich QLD Professional  
 Race 1: COASTAL VEHICLE SOLUTIONS QTIS Two-Year-Old  
 Handicap - 1100m



18 December 2024 - 13:07

Track Rating: Soft 7, Weather: Overcast, Rail Position: True

Section	Overall	1000m	800m	600m	400m	200m
Section Times	1:05.83 [3] (0:08.83)	0:57.00 [8] (0:10.66)	0:46.34 [8] (0:10.87)	0:35.47 [8] (0:11.36)	0:24.11 [6] (0:11.81)	0:12.30 [4]
Average Speed [km/h]	40.9	67.7	66.0	63.1	60.8	58.5
Top Speed [km/h]	64.2	68.7	67.9	64.6	62.2	59.7
Avg. Dist. to Rail [m]	9.5	2.2	0.8	1.8	0.7	1.8
Avg. Stride Freq. [Hz]	2.5	2.5	2.4	2.3	2.3	2.3
Avg. Stride Length [m]	5.6	7.5	7.6	7.5	7.3	7.1



- [ ] Ranking at each section and finish
- .-.- No data available at this section
- NA No data available



Horse/Jockey Name	Mishani Treasure
Final Rank	4
Fastest Section Time (Section)	0:08.63 (Overall)
Top Speed [km/h] (Section)	70.9 (1000m)
Race State	Finished



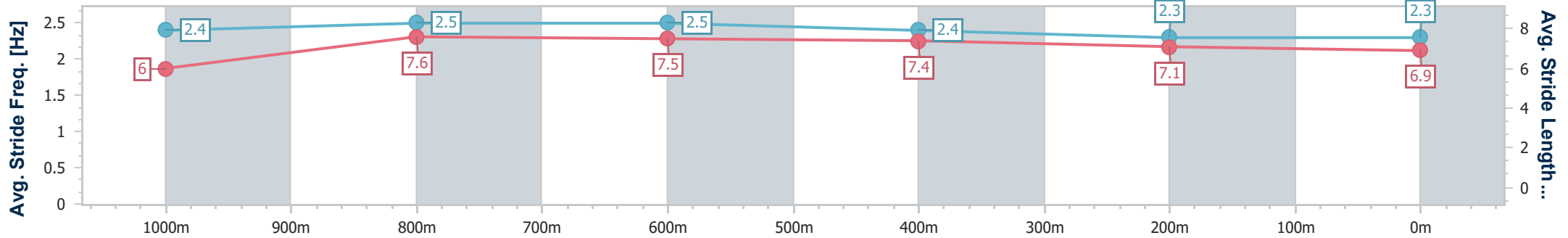
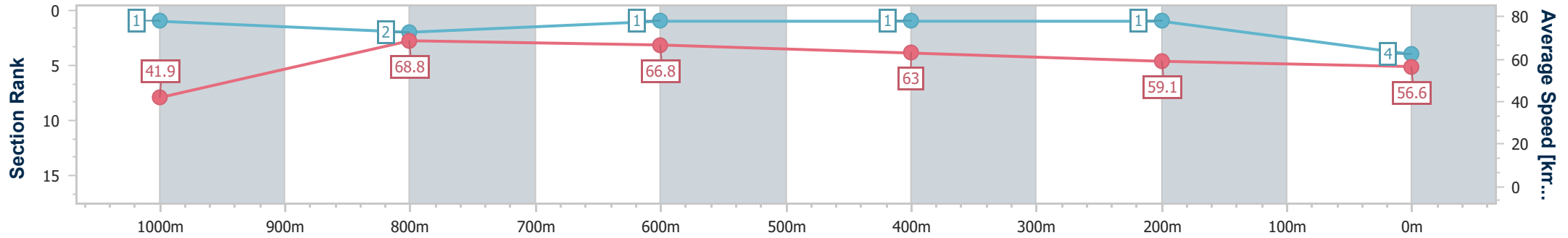
Ipswich QLD Professional  
 Race 1: COASTAL VEHICLE SOLUTIONS QTIS Two-Year-Old  
 Handicap - 1100m



18 December 2024 - 13:07

Track Rating: Soft 7, Weather: Overcast, Rail Position: True

Section	Overall	1000m	800m	600m	400m	200m
Section Times	1:05.98 [4] (0:08.63)	0:57.35 [1] (0:10.47)	0:46.88 [2] (0:10.73)	0:36.15 [1] (0:11.37)	0:24.78 [1] (0:12.09)	0:12.69 [1] (0:12.69)
Average Speed [km/h]	41.9	68.8	66.8	63.0	59.1	56.6
Top Speed [km/h]	64.4	70.9	69.9	65.6	60.8	58.5
Avg. Dist. to Rail [m]	9.5	2.5	0.7	1.7	1.9	1.6
Avg. Stride Freq. [Hz]	2.4	2.5	2.5	2.4	2.3	2.3
Avg. Stride Length [m]	6.0	7.6	7.5	7.4	7.1	6.9



- [ ] Ranking at each section and finish
- .-.- No data available at this section
- NA No data available



Horse/Jockey Name	Wild Bean
Final Rank	5
Fastest Section Time (Section)	0:08.95 (Overall)
Top Speed [km/h] (Section)	68.7 (1000m)
Race State	Finished



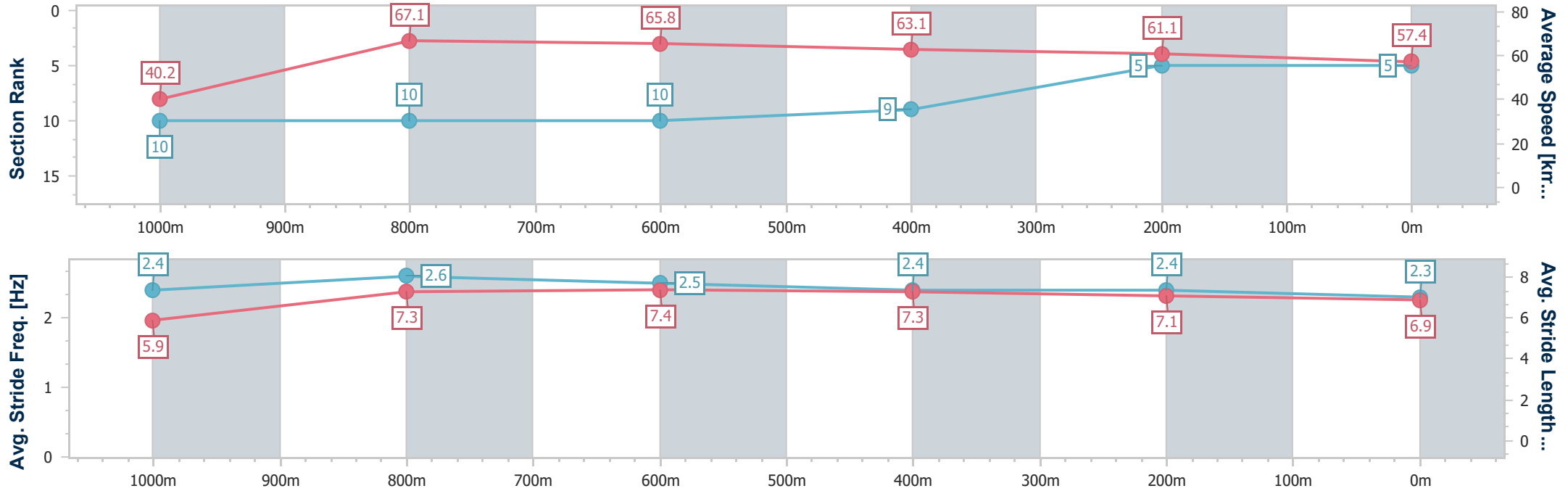
Ipswich QLD Professional  
 Race 1: COASTAL VEHICLE SOLUTIONS QTIS Two-Year-Old  
 Handicap - 1100m



18 December 2024 - 13:07

Track Rating: Soft 7, Weather: Overcast, Rail Position: True

Section	Overall	1000m	800m	600m	400m	200m
Section Times	1:06.11 [5] (0:08.95)	0:57.16 [10] (0:10.69)	0:46.47 [10] (0:10.89)	0:35.58 [10] (0:11.32)	0:24.26 [9] (0:11.73)	0:12.53 [5] (0:12.53)
Average Speed [km/h]	40.2	67.1	65.8	63.1	61.1	57.4
Top Speed [km/h]	63.4	68.7	67.7	64.3	61.7	59.9
Avg. Dist. to Rail [m]	5.9	1.4	1.6	1.3	1.0	0.4
Avg. Stride Freq. [Hz]	2.4	2.6	2.5	2.4	2.4	2.3
Avg. Stride Length [m]	5.9	7.3	7.4	7.3	7.1	6.9



- [ ] Ranking at each section and finish
- .-.- No data available at this section
- NA No data available



Horse/Jockey Name	All Too Late
Final Rank	6
Fastest Section Time (Section)	0:08.72 (Overall)
Top Speed [km/h] (Section)	70.6 (1000m)
Race State	Finished



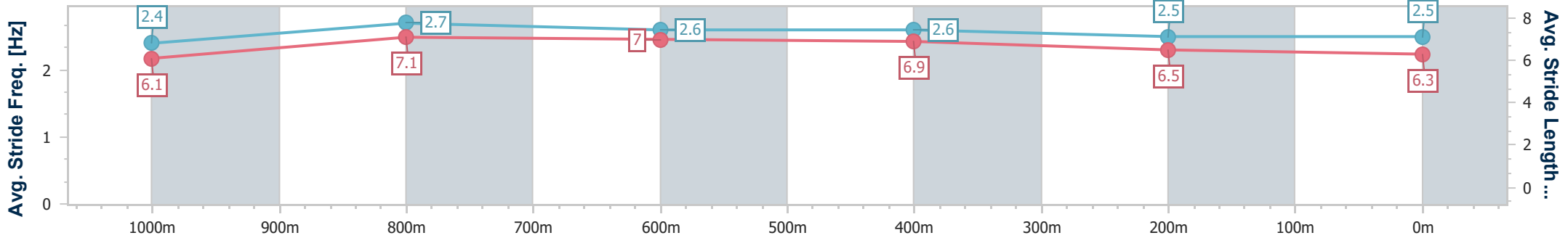
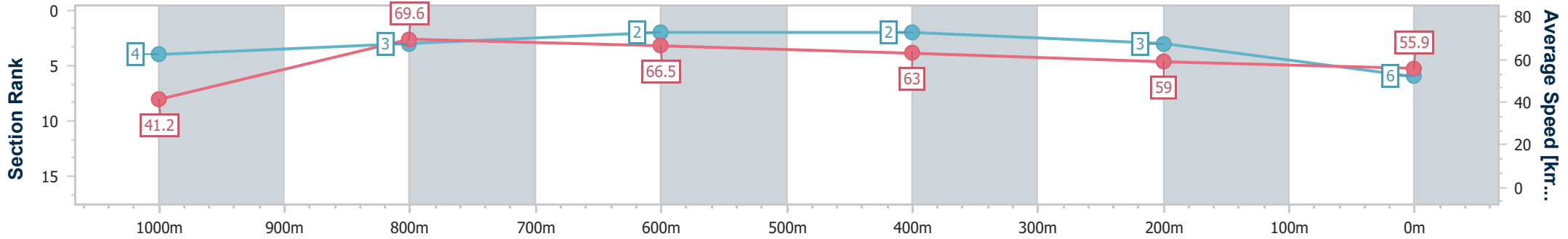
Ipswich QLD Professional  
 Race 1: COASTAL VEHICLE SOLUTIONS QTIS Two-Year-Old  
 Handicap - 1100m



18 December 2024 - 13:07

Track Rating: Soft 7, Weather: Overcast, Rail Position: True

Section	Overall	1000m	800m	600m	400m	200m
Section Times	1:06.29 [6] (0:08.72)	0:57.57 [4] (0:10.42)	0:47.15 [3] (0:10.80)	0:36.35 [2] (0:11.34)	0:25.01 [2] (0:12.15)	0:12.86 [3] (0:12.86)
Average Speed [km/h]	41.2	69.6	66.5	63.0	59.0	55.9
Top Speed [km/h]	66.7	70.6	69.5	65.5	60.3	58.0
Avg. Dist. to Rail [m]	14.9	5.1	0.8	1.4	0.9	1.3
Avg. Stride Freq. [Hz]	2.4	2.7	2.6	2.6	2.5	2.5
Avg. Stride Length [m]	6.1	7.1	7.0	6.9	6.5	6.3



- [ ] Ranking at each section and finish
- .-.- No data available at this section
- NA No data available





Horse/Jockey Name	Mishani Pearl
Final Rank	7
Fastest Section Time (Section)	0:08.85 (Overall)
Top Speed [km/h] (Section)	68.9 (1000m)
Race State	Finished



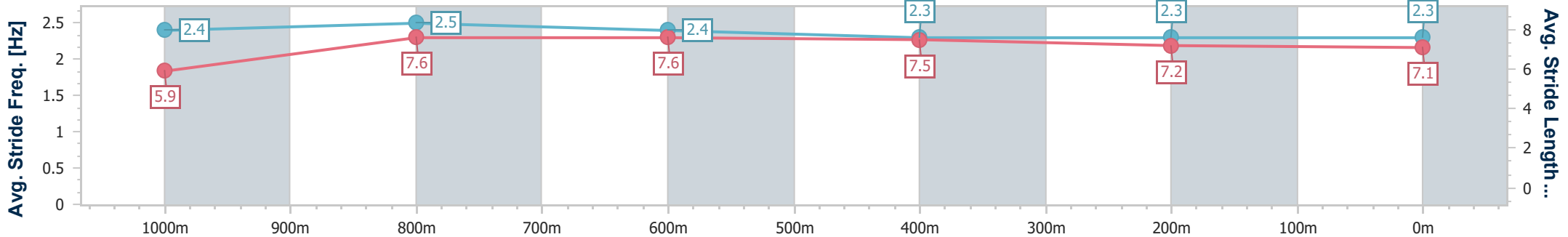
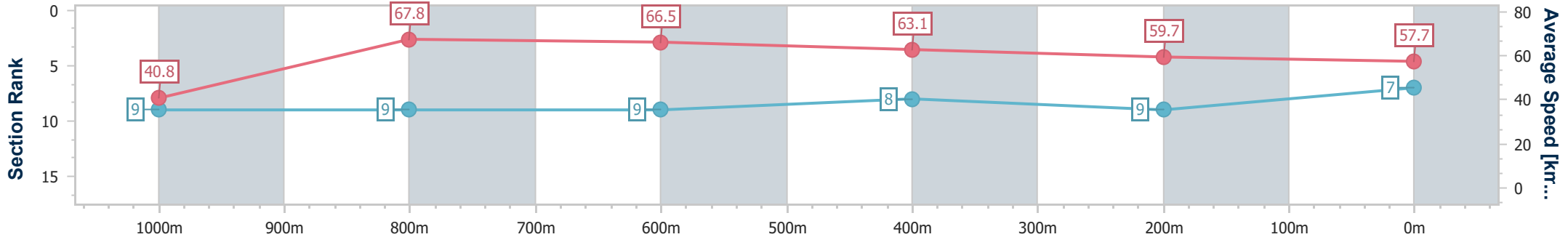
Ipswich QLD Professional  
 Race 1: COASTAL VEHICLE SOLUTIONS QTIS Two-Year-Old  
 Handicap - 1100m



18 December 2024 - 13:07

Track Rating: Soft 7, Weather: Overcast, Rail Position: True

Section	Overall	1000m	800m	600m	400m	200m
Section Times	1:06.33 [7] (0:08.85)	0:57.48 [9] (0:10.69)	0:46.79 [9] (0:10.85)	0:35.94 [9] (0:11.44)	0:24.50 [8] (0:12.03)	0:12.47 [9] (0:12.47)
Average Speed [km/h]	40.8	67.8	66.5	63.1	59.7	57.7
Top Speed [km/h]	64.2	68.9	68.4	64.5	62.0	59.2
Avg. Dist. to Rail [m]	13.2	5.6	0.6	0.2	0.3	1.9
Avg. Stride Freq. [Hz]	2.4	2.5	2.4	2.3	2.3	2.3
Avg. Stride Length [m]	5.9	7.6	7.6	7.5	7.2	7.1



- [ ] Ranking at each section and finish
- .-.- No data available at this section
- NA No data available



Horse/Jockey Name	Shemakesmenervous
Final Rank	8
Fastest Section Time (Section)	0:08.75 (Overall)
Top Speed [km/h] (Section)	70.4 (1000m)
Race State	Finished



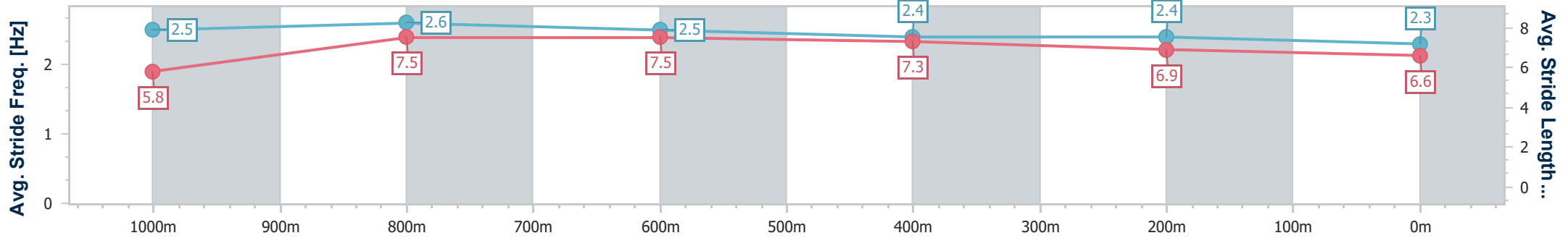
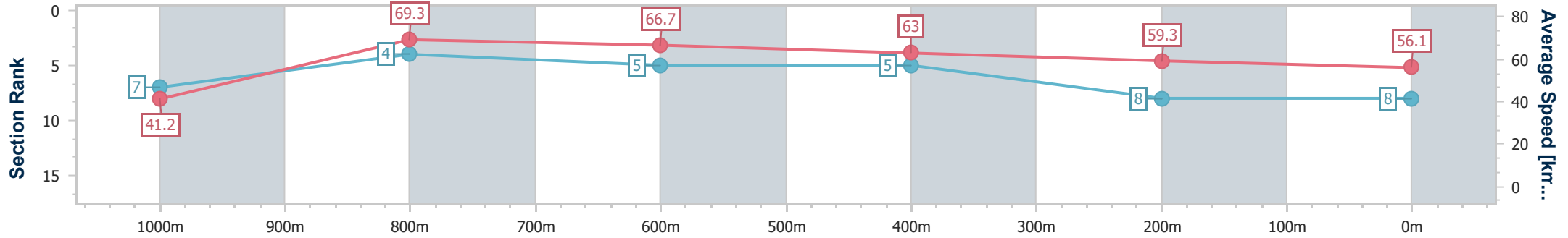
Ipswich QLD Professional  
 Race 1: COASTAL VEHICLE SOLUTIONS QTIS Two-Year-Old  
 Handicap - 1100m



18 December 2024 - 13:07

Track Rating: Soft 7, Weather: Overcast, Rail Position: True

Section	Overall	1000m	800m	600m	400m	200m
Section Times	1:06.67 [8] (0:08.75)	0:57.92 [7] (0:10.53)	0:47.39 [4] (0:10.85)	0:36.54 [5] (0:11.46)	0:25.08 [5] (0:12.25)	0:12.83 [8] (0:12.83)
Average Speed [km/h]	41.2	69.3	66.7	63.0	59.3	56.1
Top Speed [km/h]	66.2	70.4	68.8	64.5	61.6	58.6
Avg. Dist. to Rail [m]	13.0	6.3	1.6	1.0	2.8	5.1
Avg. Stride Freq. [Hz]	2.5	2.6	2.5	2.4	2.4	2.3
Avg. Stride Length [m]	5.8	7.5	7.5	7.3	6.9	6.6



- [ ] Ranking at each section and finish
- .-.- No data available at this section
- NA No data available



Horse/Jockey Name	Happy Coffee
Final Rank	9
Fastest Section Time (Section)	0:08.74 (Overall)
Top Speed [km/h] (Section)	68.9 (1000m)
Race State	Finished



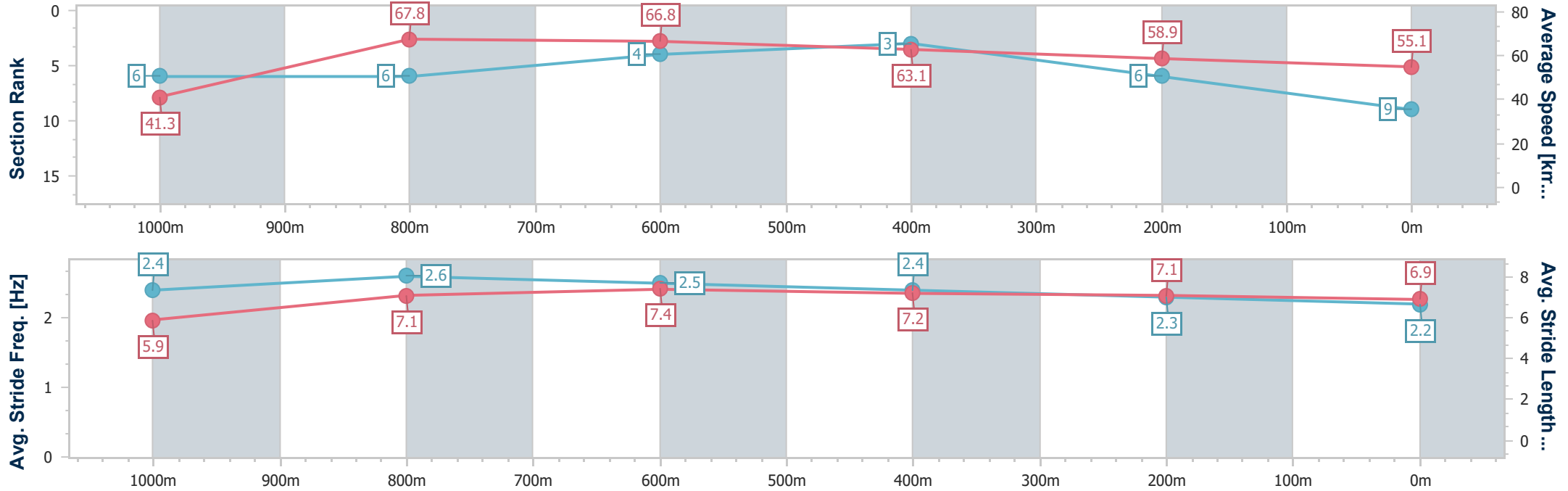
Ipswich QLD Professional  
 Race 1: COASTAL VEHICLE SOLUTIONS QTIS Two-Year-Old  
 Handicap - 1100m



18 December 2024 - 13:07

Track Rating: Soft 7, Weather: Overcast, Rail Position: True

Section	Overall	1000m	800m	600m	400m	200m
Section Times	1:06.67 [9] (0:08.74)	0:57.93 [6] (0:10.61)	0:47.32 [6] (0:10.70)	0:36.62 [4] (0:11.38)	0:25.24 [3] (0:12.19)	0:13.05 [6] (0:13.05)
Average Speed [km/h]	41.3	67.8	66.8	63.1	58.9	55.1
Top Speed [km/h]	65.2	68.9	68.4	64.6	60.6	57.6
Avg. Dist. to Rail [m]	7.0	1.2	1.4	1.2	0.9	0.8
Avg. Stride Freq. [Hz]	2.4	2.6	2.5	2.4	2.3	2.2
Avg. Stride Length [m]	5.9	7.1	7.4	7.2	7.1	6.9



- [ ] Ranking at each section and finish
- .-.- No data available at this section
- NA No data available



Horse/Jockey Name	Milestone
Final Rank	10
Fastest Section Time (Section)	0:08.67 (Overall)
Top Speed [km/h] (Section)	70.6 (1000m)
Race State	Finished



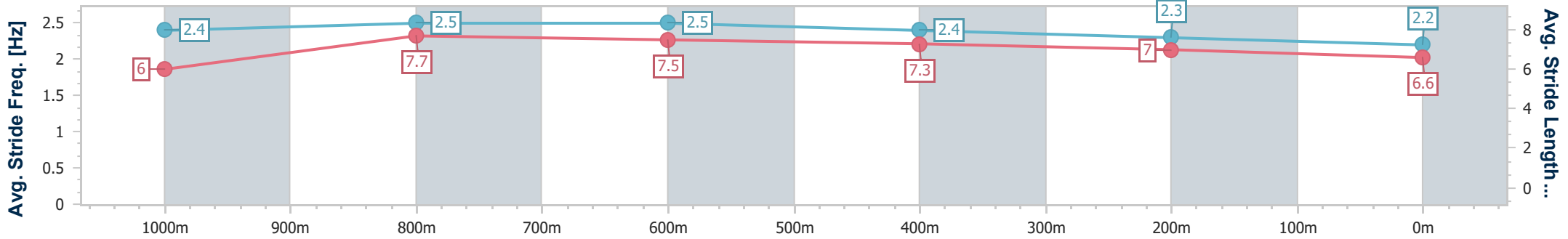
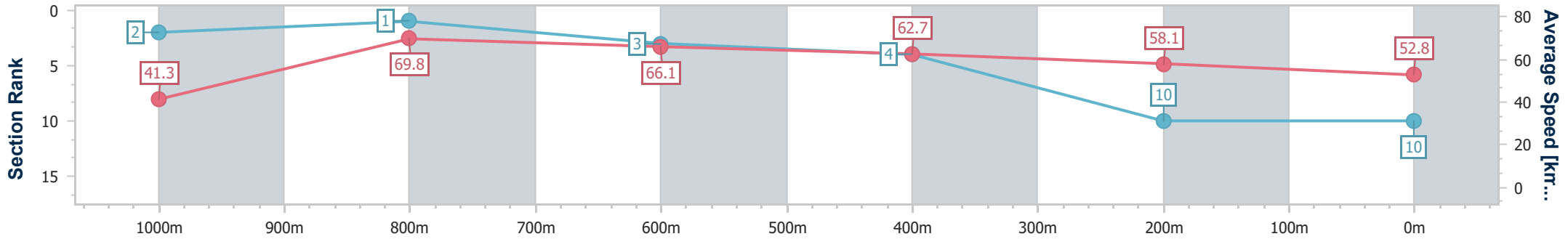
Ipswich QLD Professional  
 Race 1: COASTAL VEHICLE SOLUTIONS QTIS Two-Year-Old  
 Handicap - 1100m



18 December 2024 - 13:07

Track Rating: Soft 7, Weather: Overcast, Rail Position: True

Section	Overall	1000m	800m	600m	400m	200m
Section Times	1:07.54 [10] (0:08.67)	0:58.87 [2] (0:10.43)	0:48.44 [1] (0:10.92)	0:37.52 [3] (0:11.44)	0:26.08 [4] (0:12.41)	0:13.67 [10] (0:13.67)
Average Speed [km/h]	41.3	69.8	66.1	62.7	58.1	52.8
Top Speed [km/h]	65.9	70.6	69.1	64.7	60.2	56.2
Avg. Dist. to Rail [m]	13.6	5.7	1.3	1.0	1.4	3.5
Avg. Stride Freq. [Hz]	2.4	2.5	2.5	2.4	2.3	2.2
Avg. Stride Length [m]	6.0	7.7	7.5	7.3	7.0	6.6



- [ ] Ranking at each section and finish
- .-.- No data available at this section
- NA No data available



Horse/Jockey Name	Unsure Miss
Final Rank	11
Fastest Section Time (Section)	0:08.74 (Overall)
Top Speed [km/h] (Section)	69.9 (1000m)
Race State	Finished



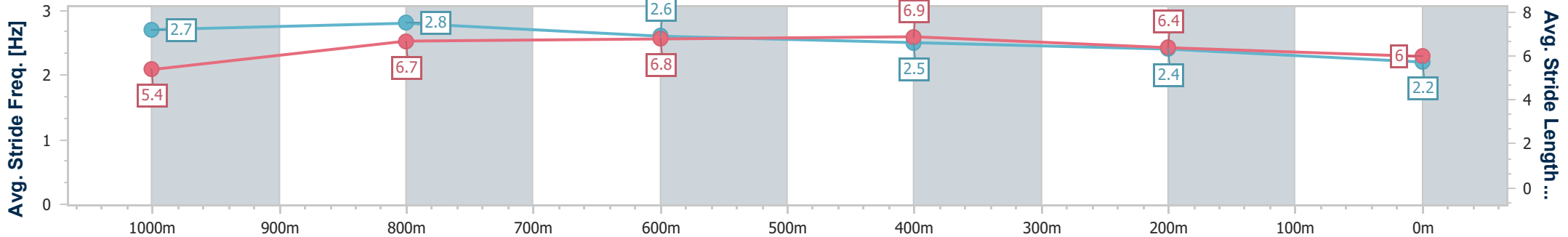
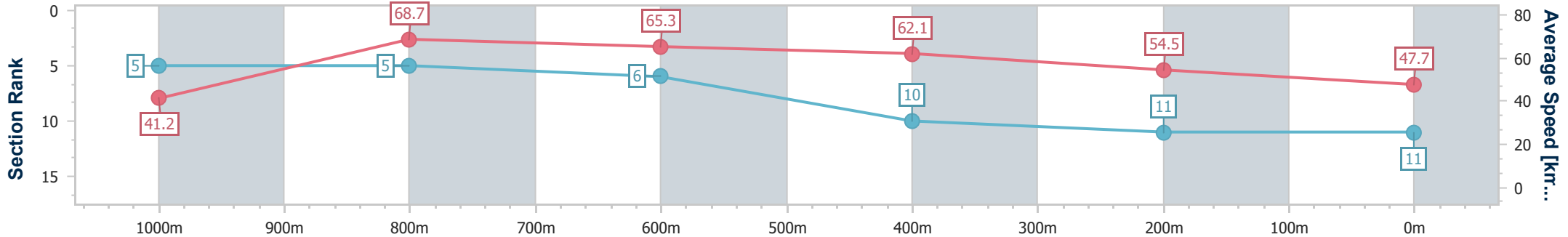
Ipswich QLD Professional  
 Race 1: COASTAL VEHICLE SOLUTIONS QTIS Two-Year-Old  
 Handicap - 1100m



18 December 2024 - 13:07

Track Rating: Soft 7, Weather: Overcast, Rail Position: True

Section	Overall	1000m	800m	600m	400m	200m
Section Times	1:10.15 [11] (0:08.74)	1:01.41 [5] (0:10.54)	0:50.87 [5] (0:11.07)	0:39.80 [6] (0:11.59)	0:28.21 [10] (0:13.11)	0:15.10 [11] (0:15.10)
Average Speed [km/h]	41.2	68.7	65.3	62.1	54.5	47.7
Top Speed [km/h]	66.0	69.9	67.6	64.3	59.4	50.5
Avg. Dist. to Rail [m]	11.1	4.0	1.2	0.7	1.6	1.0
Avg. Stride Freq. [Hz]	2.7	2.8	2.6	2.5	2.4	2.2
Avg. Stride Length [m]	5.4	6.7	6.8	6.9	6.4	6.0



- [ ] Ranking at each section and finish
- .-.- No data available at this section
- NA No data available



**Ipswich QLD Professional**  
**Race 2: SCHWEPPEES Class 3 Handicap - 800m**  
 18 December 2024 - 14:36



Track Rating: Soft 7, Weather: Overcast, Rail Position: True

Section										Last 600m		
Field Times		Overall	600m	400m	200m							
		0:45.62 (0:13.57)	0:32.05 (0:10.32)	0:21.73 (0:10.68)	0:11.05 (0:11.05)							0:32.05
Rank	TAB	Horse/Jockey	Barrier	Top Speed [km/h]	Fastest Section	Overall	600m	400m	200m	Margin	Last 600m	Distance Travelled [m]
1	4	<b>RAN NA LADY</b> Les Tilley	2	70.3 600m	0:10.32 600m	0:45.62 [1] (0:13.57)	0:32.05 [1] (0:10.32)	0:21.73 [1] (0:10.68)	0:11.05 [1] (0:11.05)	0:45.62	0:32.05	
2	1	<b>SECRET REVOLUTION</b> Justin Huxtable	1	71.6 600m	0:10.11 600m	0:45.69 [2] (0:14.17)	0:31.52 [6] (0:10.11)	0:21.41 [5] (0:10.43)	0:10.98 [2] (0:10.98)	0.41L	0:31.52	-4
3	6	<b>HOKUSAI</b> Bailey Wheeler	4	70.1 600m	0:10.36 600m	0:45.94 [3] (0:13.76)	0:32.18 [3] (0:10.36)	0:21.82 [3] (0:10.61)	0:11.21 [3] (0:11.21)	1.88L	0:32.18	+0
4	3	<b>GYPSY TRICKS</b> Michael Schrapel	5	71.4 600m	0:10.23 600m	0:46.27 [4] (0:14.33)	0:31.94 [7] (0:10.23)	0:21.71 [7] (0:10.58)	0:11.13 [7] (0:11.13)	3.81L	0:31.94	+4
5	2	<b>BECAUSE THE NIGHT</b> Angela Jones	7	71.2 600m	0:10.32 600m	0:46.29 [5] (0:13.95)	0:32.34 [5] (0:10.32)	0:22.02 [4] (0:10.79)	0:11.23 [5] (0:11.23)	3.94L	0:32.34	+4
6	8	<b>FLYING RUPERT</b> Billie-Rose Andrew	3	70.8 600m	0:10.25 600m	0:46.32 [6] (0:13.67)	0:32.65 [2] (0:10.25)	0:22.40 [2] (0:10.83)	0:11.57 [4] (0:11.57)	4.09L	0:32.65	+0
7	5	<b>SUPER ZAMBONI</b> Dale Smith	6	70.4 600m	0:10.41 600m	0:46.47 [7] (0:13.95)	0:32.52 [4] (0:10.41)	0:22.11 [6] (0:10.77)	0:11.34 [6] (0:11.34)	4.97L	0:32.52	+1

Scratched: Princess Marian (#7)

[ ] Ranking at each section and finish  
 -:-:- No data available at this section  
 NA No data available

SCN Saddle cloth number  
 DNF Did not finish  
 DNT Did not track



Horse/Jockey Name	Ran Na Lady
Final Rank	1
Fastest Section Time (Section)	0:10.32 (600m)
Top Speed [km/h] (Section)	70.3 (600m)
Race State	Finished



### Ipswich QLD Professional

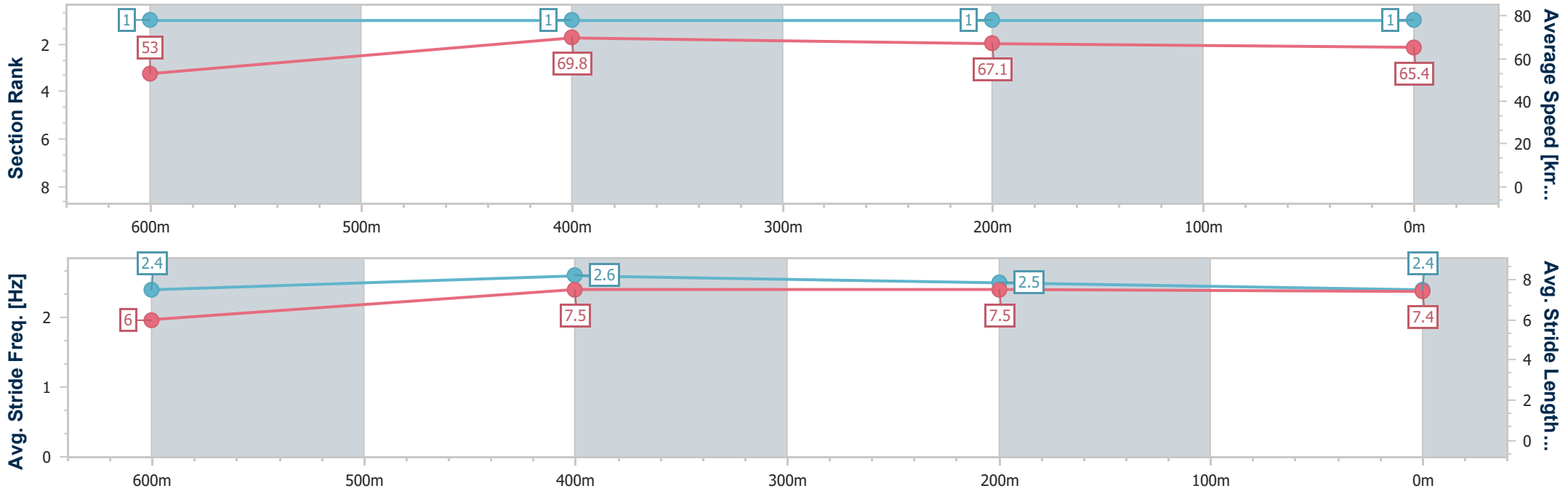
Race 2: SCHWEPPE'S Class 3 Handicap - 800m

18 December 2024 - 14:36



Track Rating: Soft 7, Weather: Overcast, Rail Position: True

Section	Overall	600m	400m	200m
Section Times	0:45.62 [1] (0:13.57)	0:32.05 [1] (0:10.32)	0:21.73 [1] (0:10.68)	0:11.05 [1] (0:11.05)
Average Speed [km/h]	53.0	69.8	67.1	65.4
Top Speed [km/h]	69.6	70.3	68.4	67.2
Avg. Dist. to Rail [m]	4.8	1.0	0.7	3.2
Avg. Stride Freq. [Hz]	2.4	2.6	2.5	2.4
Avg. Stride Length [m]	6.0	7.5	7.5	7.4



- [ ] Ranking at each section and finish
- .-.- No data available at this section
- NA No data available



Horse/Jockey Name	Secret Revolution
Final Rank	2
Fastest Section Time (Section)	0:10.11 (600m)
Top Speed [km/h] (Section)	71.6 (600m)
Race State	Finished



### Ipswich QLD Professional

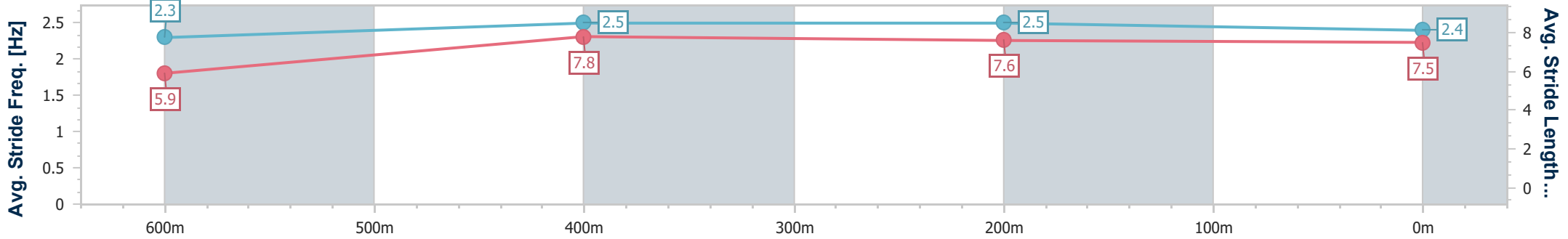
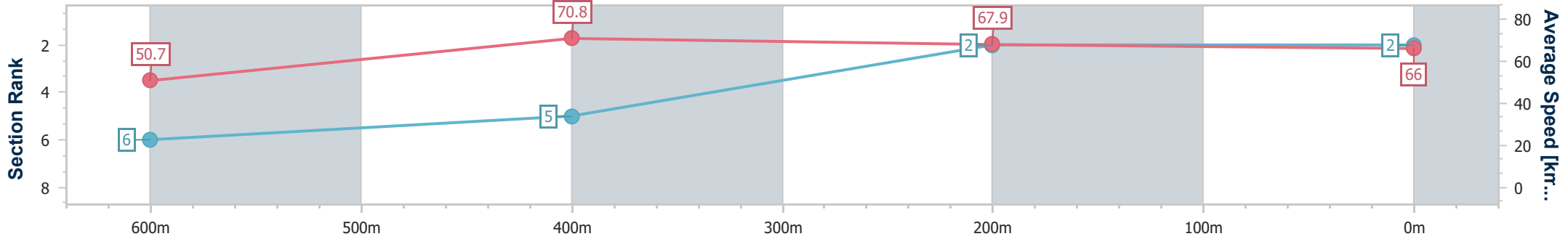
Race 2: SCHWEPPE'S Class 3 Handicap - 800m

18 December 2024 - 14:36



Track Rating: Soft 7, Weather: Overcast, Rail Position: True

Section	Overall	600m	400m	200m
Section Times	0:45.69 [2] (0:14.17)	0:31.52 [6] (0:10.11)	0:21.41 [5] (0:10.43)	0:10.98 [2] (0:10.98)
Average Speed [km/h]	50.7	70.8	67.9	66.0
Top Speed [km/h]	69.9	71.6	69.1	68.1
Avg. Dist. to Rail [m]	2.8	1.7	3.1	3.4
Avg. Stride Freq. [Hz]	2.3	2.5	2.5	2.4
Avg. Stride Length [m]	5.9	7.8	7.6	7.5



- [ ] Ranking at each section and finish
- .-.- No data available at this section
- NA No data available





Horse/Jockey Name	Hokusai
Final Rank	3
Fastest Section Time (Section)	0:10.36 (600m)
Top Speed [km/h] (Section)	70.1 (600m)
Race State	Finished



### Ipswich QLD Professional

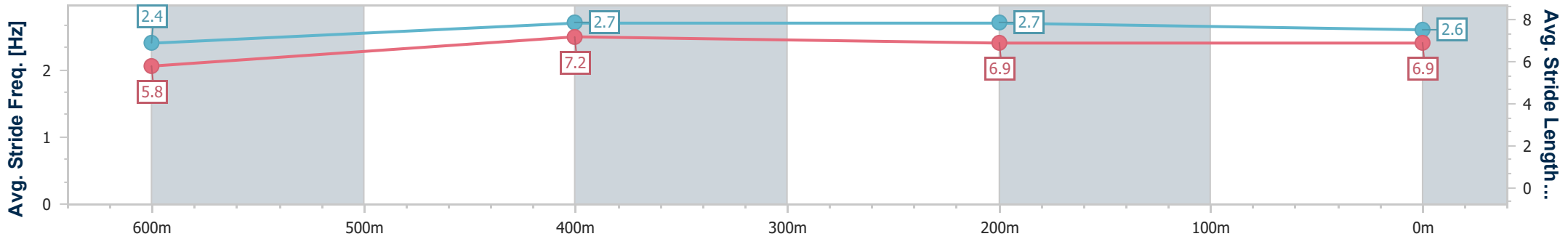
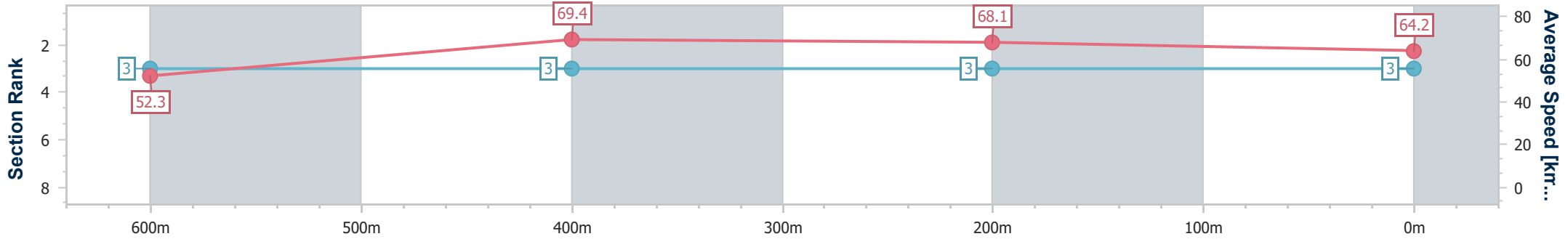
Race 2: SCHWEPPE'S Class 3 Handicap - 800m

18 December 2024 - 14:36



Track Rating: Soft 7, Weather: Overcast, Rail Position: True

Section	Overall	600m	400m	200m
Section Times	0:45.94 [3] (0:13.76)	0:32.18 [3] (0:10.36)	0:21.82 [3] (0:10.61)	0:11.21 [3] (0:11.21)
Average Speed [km/h]	52.3	69.4	68.1	64.2
Top Speed [km/h]	69.1	70.1	69.1	67.6
Avg. Dist. to Rail [m]	7.6	1.6	1.1	5.6
Avg. Stride Freq. [Hz]	2.4	2.7	2.7	2.6
Avg. Stride Length [m]	5.8	7.2	6.9	6.9



- [ ] Ranking at each section and finish
- .-.- No data available at this section
- NA No data available



Horse/Jockey Name	Gypsy Tricks
Final Rank	4
Fastest Section Time (Section)	0:10.23 (600m)
Top Speed [km/h] (Section)	71.4 (600m)
Race State	Finished



### Ipswich QLD Professional

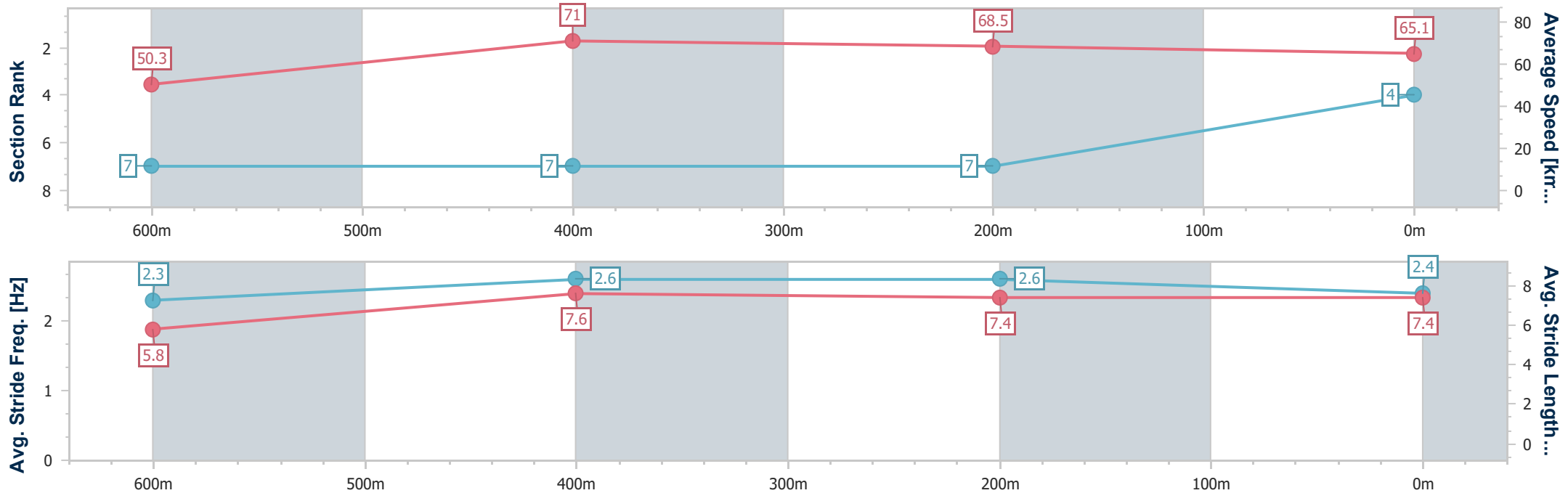
Race 2: SCHWEPPE'S Class 3 Handicap - 800m

18 December 2024 - 14:36



Track Rating: Soft 7, Weather: Overcast, Rail Position: True

Section	Overall	600m	400m	200m
Section Times	0:46.27 [4] (0:14.33)	0:31.94 [7] (0:10.23)	0:21.71 [7] (0:10.58)	0:11.13 [7] (0:11.13)
Average Speed [km/h]	50.3	71.0	68.5	65.1
Top Speed [km/h]	69.3	71.4	70.1	67.9
Avg. Dist. to Rail [m]	9.6	2.9	3.7	7.4
Avg. Stride Freq. [Hz]	2.3	2.6	2.6	2.4
Avg. Stride Length [m]	5.8	7.6	7.4	7.4



- [ ] Ranking at each section and finish
- .-.- No data available at this section
- NA No data available



Horse/Jockey Name	Because The Night
Final Rank	5
Fastest Section Time (Section)	0:10.32 (600m)
Top Speed [km/h] (Section)	71.2 (600m)
Race State	Finished



### Ipswich QLD Professional

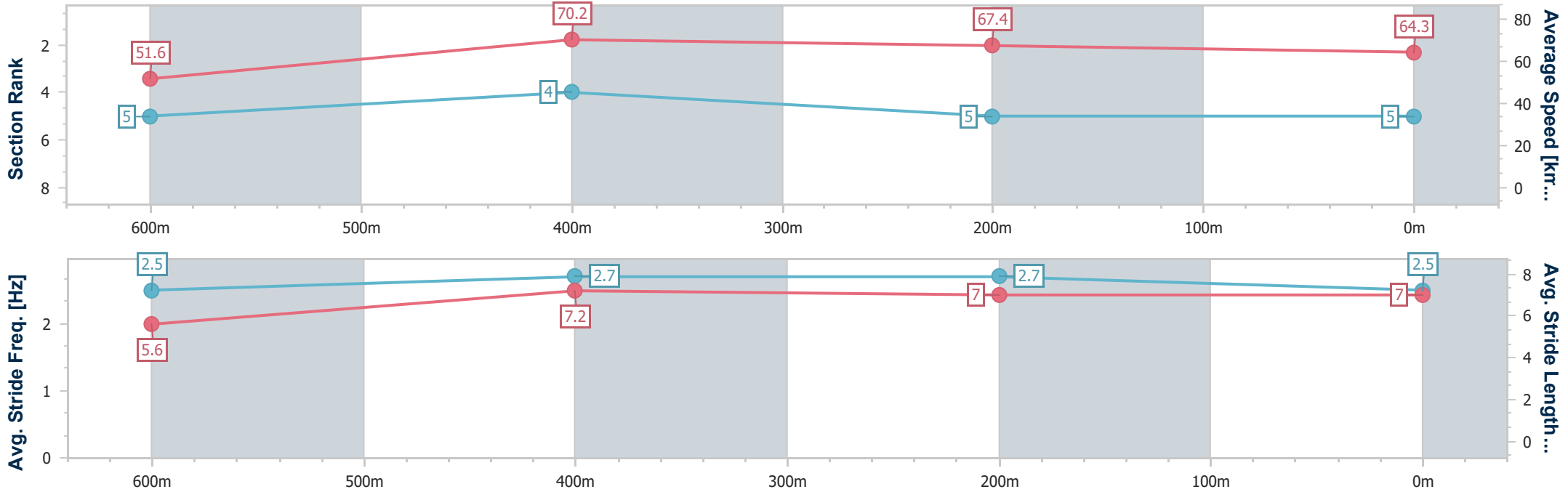
Race 2: SCHWEPPE'S Class 3 Handicap - 800m

18 December 2024 - 14:36



Track Rating: Soft 7, Weather: Overcast, Rail Position: True

Section	Overall	600m	400m	200m
Section Times	0:46.29 [5] (0:13.95)	0:32.34 [5] (0:10.32)	0:22.02 [4] (0:10.79)	0:11.23 [5] (0:11.23)
Average Speed [km/h]	51.6	70.2	67.4	64.3
Top Speed [km/h]	68.8	71.2	68.7	66.2
Avg. Dist. to Rail [m]	8.9	2.1	3.3	6.9
Avg. Stride Freq. [Hz]	2.5	2.7	2.7	2.5
Avg. Stride Length [m]	5.6	7.2	7.0	7.0



- [ ] Ranking at each section and finish
- .-.- No data available at this section
- NA No data available



Horse/Jockey Name	Flying Rupert
Final Rank	6
Fastest Section Time (Section)	0:10.25 (600m)
Top Speed [km/h] (Section)	70.8 (600m)
Race State	Finished



### Ipswich QLD Professional

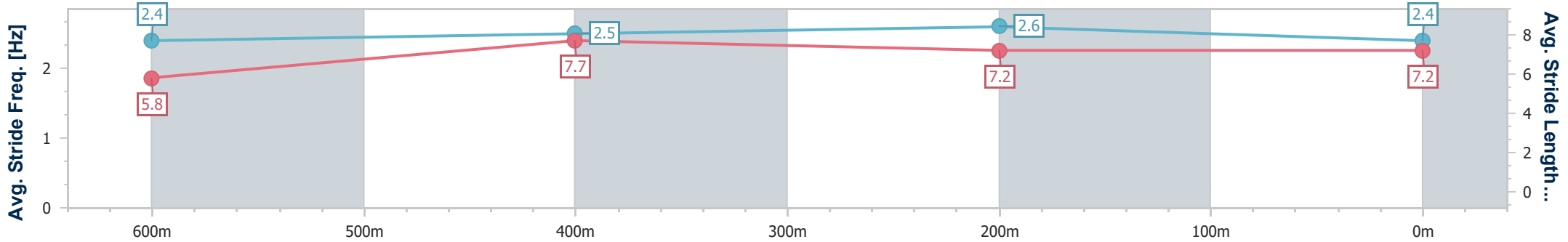
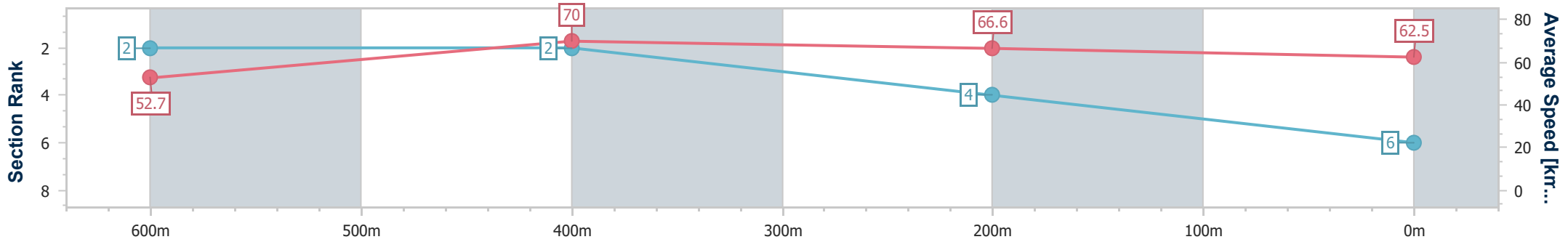
Race 2: SCHWEPPE'S Class 3 Handicap - 800m

18 December 2024 - 14:36



Track Rating: Soft 7, Weather: Overcast, Rail Position: True

Section	Overall	600m	400m	200m
Section Times	0:46.32 [6] (0:13.67)	0:32.65 [2] (0:10.25)	0:22.40 [2] (0:10.83)	0:11.57 [4] (0:11.57)
Average Speed [km/h]	52.7	70.0	66.6	62.5
Top Speed [km/h]	69.1	70.8	68.8	64.1
Avg. Dist. to Rail [m]	5.7	0.9	0.7	3.5
Avg. Stride Freq. [Hz]	2.4	2.5	2.6	2.4
Avg. Stride Length [m]	5.8	7.7	7.2	7.2



- [ ] Ranking at each section and finish
- .-.- No data available at this section
- NA No data available



Horse/Jockey Name	Super Zamboni
Final Rank	7
Fastest Section Time (Section)	0:10.41 (600m)
Top Speed [km/h] (Section)	70.4 (600m)
Race State	Finished



### Ipswich QLD Professional

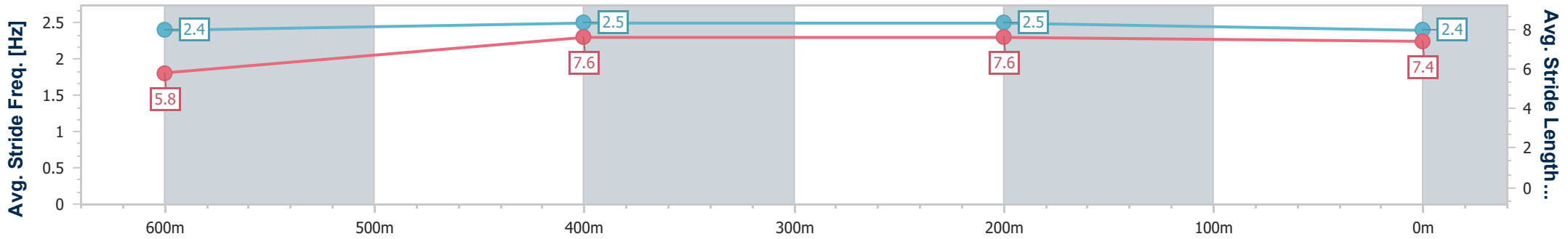
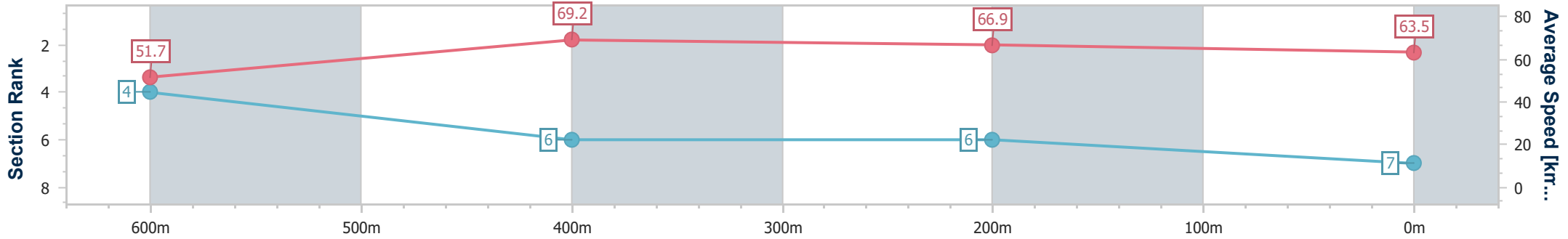
Race 2: SCHWEPPE'S Class 3 Handicap - 800m

18 December 2024 - 14:36



Track Rating: Soft 7, Weather: Overcast, Rail Position: True

Section	Overall	600m	400m	200m
Section Times	0:46.47 [7] (0:13.95)	0:32.52 [4] (0:10.41)	0:22.11 [6] (0:10.77)	0:11.34 [6] (0:11.34)
Average Speed [km/h]	51.7	69.2	66.9	63.5
Top Speed [km/h]	69.5	70.4	68.4	66.6
Avg. Dist. to Rail [m]	6.6	0.8	0.7	3.6
Avg. Stride Freq. [Hz]	2.4	2.5	2.5	2.4
Avg. Stride Length [m]	5.8	7.6	7.6	7.4



- [ ] Ranking at each section and finish
- .-.- No data available at this section
- NA No data available



# Ipswich QLD Professional

## Race 3: IMPERIAL RACING Class 2 Handicap - 1666m

18 December 2024 - 15:09



Track Rating: Heavy 8, Weather: Overcast, Rail Position: True

Section														
Field Times														
Rank	TAB	Horse/Jockey	Barrier	Top Speed [km/h]	Fastest Section	Overall	1400m	1200m	1000m	800m	600m	400m	Last 600m	Distance Travelled [m]
1	2	<b>PUNJABI LANDING</b> Michael Rodd	2	62.3 400m	0:11.75 400m	1:43.67 [1] (0:18.77)	1:24.75 [2] (0:12.07)	1:12.68 [3] (0:11.97)	1:00.71 [3] (0:12.42)	0:48.29 [2] (0:12.08)	0:36.21 [1] (0:12.16)	0:24.05 [1] (0:11.75)	0:36.21	
2	3	<b>VENTUROUS</b> Cejay Graham	1	61.4 400m	0:11.88 400m	1:43.88 [2] (0:19.04)	1:24.84 [3] (0:12.02)	1:12.82 [4] (0:11.94)	1:00.88 [4] (0:12.69)	0:48.19 [4] (0:12.27)	0:35.92 [3] (0:12.04)	0:23.88 [3] (0:11.88)	0:35.92	+3
3	7	<b>CLASSIQUE GAL</b> Samantha Collett	7	63.6 1200m	0:11.75 1400m	1:44.38 [3] (0:19.05)	1:25.33 [4] (0:11.75)	1:13.58 [2] (0:12.09)	1:01.49 [2] (0:12.57)	0:48.92 [3] (0:12.15)	0:36.77 [2] (0:12.23)	0:24.54 [2] (0:12.11)	0:36.77	+1
4	1	<b>ICHIBAN</b> Ryan Maloney	6	61.7 Overall	0:12.00 400m	1:44.88 [4] (0:19.35)	1:25.53 [6] (0:12.04)	1:13.49 [6] (0:12.02)	1:01.47 [6] (0:12.65)	0:48.82 [6] (0:12.15)	0:36.67 [5] (0:12.06)	0:24.61 [5] (0:12.00)	0:36.67	+3
5	9	<b>SUPER FAIR</b> Kenji Yoshida	5	61.1 1200m	0:12.02 1200m	1:45.09 [5] (0:19.53)	1:25.56 [8] (0:12.11)	1:13.45 [8] (0:12.02)	1:01.43 [7] (0:12.62)	0:48.81 [8] (0:12.27)	0:36.54 [8] (0:12.10)	0:24.44 [6] (0:12.16)	0:36.54	+4
6	5	<b>SILVER PEARL</b> Georgina Cartwright	3	63.1 1200m	0:11.90 1200m	1:45.92 [6] (0:19.20)	1:26.72 [5] (0:12.00)	1:14.72 [5] (0:11.90)	1:02.82 [5] (0:12.74)	0:50.08 [5] (0:12.46)	0:37.62 [6] (0:11.94)	0:25.68 [4] (0:12.47)	0:37.62	+3
7	6	<b>CALM BUCKLE</b> Olivia Kendal	4	62.4 Overall	0:12.08 1400m	1:46.34 [7] (0:19.41)	1:26.93 [7] (0:12.08)	1:14.85 [7] (0:12.19)	1:02.66 [8] (0:12.49)	0:50.17 [7] (0:12.30)	0:37.87 [7] (0:12.32)	0:25.55 [7] (0:12.51)	0:37.87	-8
8	8	<b>INTROVERT</b> Hannah Richardson	8	63.5 Overall	0:11.93 1200m	1:50.85 [8] (0:18.77)	1:32.08 [1] (0:12.00)	1:20.08 [1] (0:11.93)	1:08.15 [1] (0:12.67)	0:55.48 [1] (0:12.60)	0:42.88 [4] (0:13.17)	0:29.71 [8] (0:14.39)	0:42.88	-4

Scratched: Saxinoue (#4)

[ ] Ranking at each section and finish  
 -:-:- No data available at this section  
 NA No data available

SCN Saddle cloth number  
 DNF Did not finish  
 DNT Did not track



# Ipswich QLD Professional

## Race 3: IMPERIAL RACING Class 2 Handicap - 1666m

18 December 2024 - 15:09



Track Rating: Heavy 8, Weather: Overcast, Rail Position: True

Section				200m				Last 600m	
Field Times				0:12.30 (0:12.30)				0:36.21	
Rank	TAB	Horse/Jockey	Barrier	Top Speed [km/h]	Fastest Section	Margin			Distance Travelled [m]
1	2	<b>PUNJABI LANDING</b> Michael Rodd	2	62.3 400m	0:11.75 400m	0:12.30 [1] (0:12.30)	1:43.67		0:36.21
2	3	<b>VENTUROUS</b> Cejay Graham	1	61.4 400m	0:11.88 400m	0:12.00 [2] (0:12.00)	1.26L		0:35.92 +3
3	7	<b>CLASSIQUE GAL</b> Samantha Collett	7	63.6 1200m	0:11.75 1400m	0:12.43 [3] (0:12.43)	4.2L		0:36.77 +1
4	1	<b>ICHIBAN</b> Ryan Maloney	6	61.7 Overall	0:12.00 400m	0:12.61 [4] (0:12.61)	7.16L		0:36.67 +3
5	9	<b>SUPER FAIR</b> Kenji Yoshida	5	61.1 1200m	0:12.02 1200m	0:12.28 [6] (0:12.28)	8.39L		0:36.54 +4
6	5	<b>SILVER PEARL</b> Georgina Cartwright	3	63.1 1200m	0:11.90 1200m	0:13.21 [5] (0:13.21)	13.28L		0:37.62 +3
7	6	<b>CALM BUCKLE</b> Olivia Kendal	4	62.4 Overall	0:12.08 1400m	0:13.04 [7] (0:13.04)	15.71L		0:37.87 -8
8	8	<b>INTROVERT</b> Hannah Richardson	8	63.5 Overall	0:11.93 1200m	0:15.32 [8] (0:15.32)	42.27L		0:42.88 -4

Scratched: Saxinoue (#4)

[ ] Ranking at each section and finish  
 -:-:- No data available at this section  
 NA No data available

SCN Saddle cloth number  
 DNF Did not finish  
 DNT Did not track



Horse/Jockey Name	Punjabi Landing
Final Rank	1
Fastest Section Time (Section)	0:11.75 (400m)
Top Speed [km/h] (Section)	62.3 (400m)
Race State	Finished



### Ipswich QLD Professional

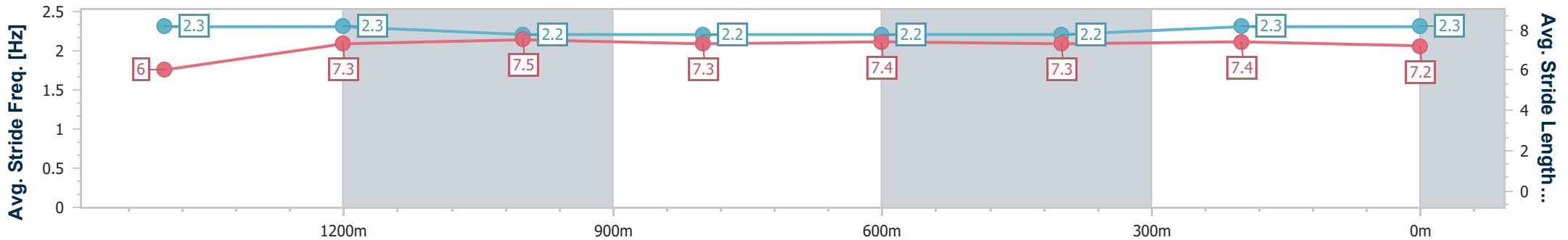
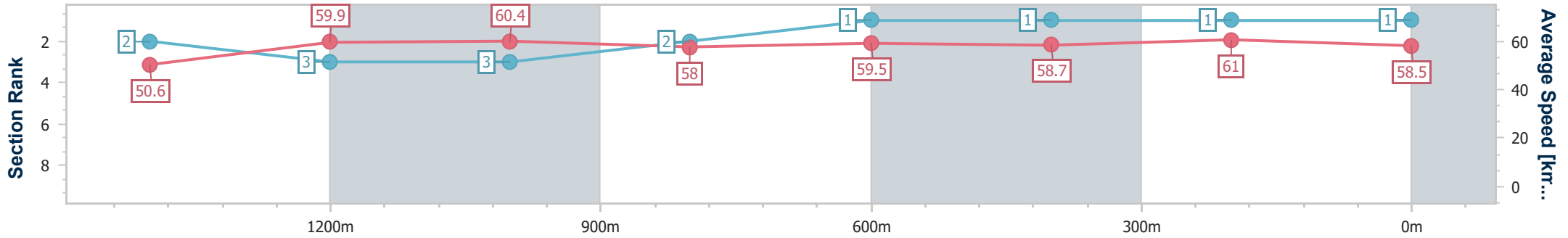
Race 3: IMPERIAL RACING Class 2 Handicap - 1666m

18 December 2024 - 15:09



Track Rating: Heavy 8, Weather: Overcast, Rail Position: True

Section	Overall	1400m	1200m	1000m	800m	600m	400m	200m
Section Times	1:43.67 [1] (0:18.92)	1:24.75 [2] (0:12.07)	1:12.68 [3] (0:11.97)	1:00.71 [3] (0:12.42)	0:48.29 [2] (0:12.08)	0:36.21 [1] (0:12.16)	0:24.05 [1] (0:11.75)	0:12.30 [1] (0:12.30)
Average Speed [km/h]	50.6	59.9	60.4	58.0	59.5	58.7	61.0	58.5
Top Speed [km/h]	62.2	61.3	61.5	60.1	60.6	60.4	62.3	60.5
Avg. Dist. to Rail [m]	3.1	1.5	0.5	0.5	1.2	1.6	0.9	0.4
Avg. Stride Freq. [Hz]	2.3	2.3	2.2	2.2	2.2	2.2	2.3	2.3
Avg. Stride Length [m]	6.0	7.3	7.5	7.3	7.4	7.3	7.4	7.2



- [ ] Ranking at each section and finish
- .-.- No data available at this section
- NA No data available





Horse/Jockey Name	Venturous
Final Rank	2
Fastest Section Time (Section)	0:11.88 (400m)
Top Speed [km/h] (Section)	61.4 (400m)
Race State	Finished



### Ipswich QLD Professional

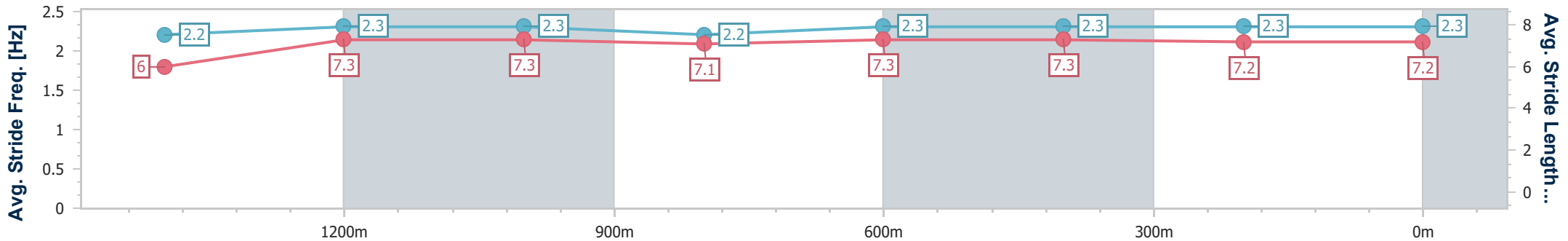
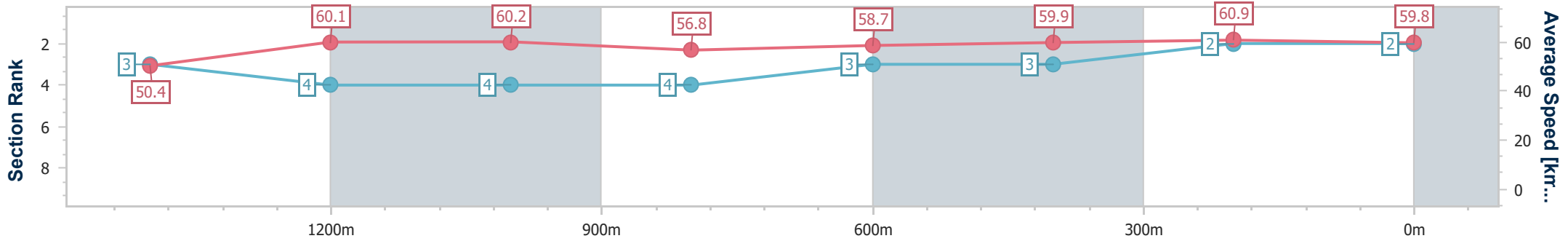
Race 3: IMPERIAL RACING Class 2 Handicap - 1666m

18 December 2024 - 15:09



Track Rating: Heavy 8, Weather: Overcast, Rail Position: True

Section	Overall	1400m	1200m	1000m	800m	600m	400m	200m
Section Times	1:43.88 [2] (0:19.04)	1:24.84 [3] (0:12.02)	1:12.82 [4] (0:11.94)	1:00.88 [4] (0:12.69)	0:48.19 [4] (0:12.27)	0:35.92 [3] (0:12.04)	0:23.88 [3] (0:11.88)	0:12.00 [2] (0:12.00)
Average Speed [km/h]	50.4	60.1	60.2	56.8	58.7	59.9	60.9	59.8
Top Speed [km/h]	60.7	60.6	61.3	58.3	60.3	60.4	61.4	60.9
Avg. Dist. to Rail [m]	1.7	0.4	0.2	0.3	0.4	0.6	1.2	2.0
Avg. Stride Freq. [Hz]	2.2	2.3	2.3	2.2	2.3	2.3	2.3	2.3
Avg. Stride Length [m]	6.0	7.3	7.3	7.1	7.3	7.3	7.2	7.2



- [ ] Ranking at each section and finish
- .-.- No data available at this section
- NA No data available



Horse/Jockey Name	Classique Gal
Final Rank	3
Fastest Section Time (Section)	0:11.75 (1400m)
Top Speed [km/h] (Section)	63.6 (1200m)
Race State	Finished



### Ipswich QLD Professional

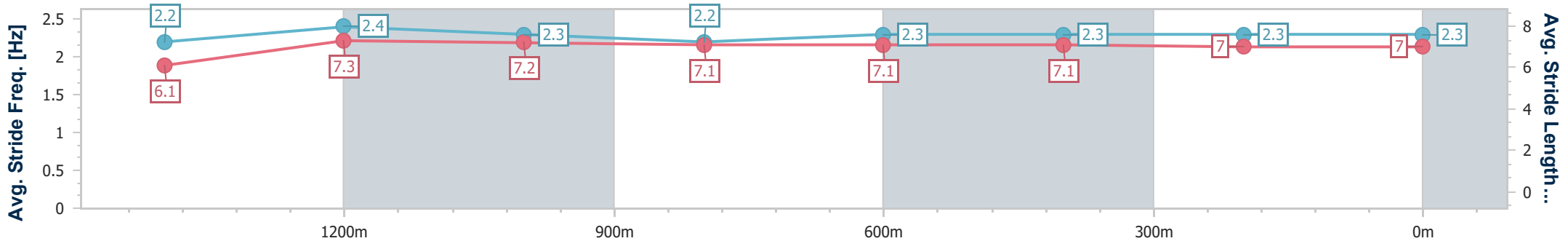
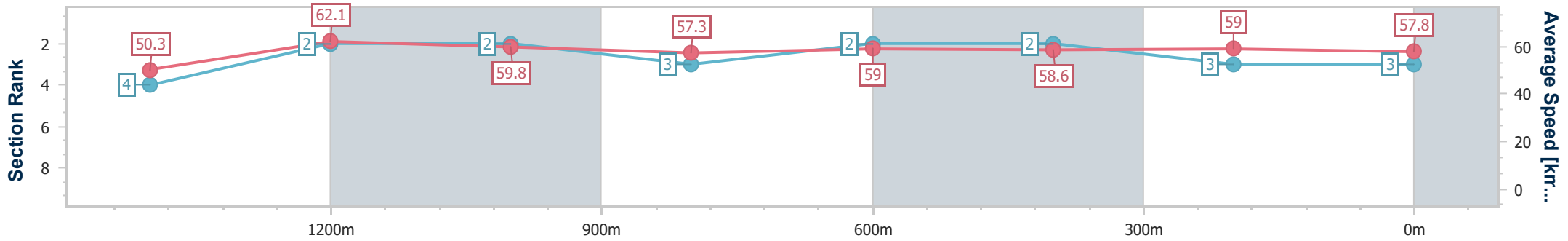
Race 3: IMPERIAL RACING Class 2 Handicap - 1666m

18 December 2024 - 15:09



Track Rating: Heavy 8, Weather: Overcast, Rail Position: True

Section	Overall	1400m	1200m	1000m	800m	600m	400m	200m				
Section Times	1:44.38 [3] (0:19.05)	1:25.33 [4] (0:11.75)	1:13.58 [2] (0:12.09)	1:01.49 [2] (0:12.57)	0:48.92 [3] (0:12.15)	0:36.77 [2] (0:12.23)	0:24.54 [2] (0:12.11)	0:12.43 [3] (0:12.43)				
Average Speed [km/h]	50.3	62.1	59.8	57.3	59.0	58.6	59.0	57.8				
Top Speed [km/h]	62.3	63.4	63.6	58.3	60.9	60.0	60.6	59.8				
Avg. Dist. to Rail [m]	5.7	3.0	1.7	0.5	0.8	1.3	1.2	0.3				
Avg. Stride Freq. [Hz]	2.2	2.4	2.3	2.2	2.3	2.3	2.3	2.3				
Avg. Stride Length [m]	6.1	7.3	7.2	7.1	7.1	7.1	7.0	7.0				



- [ ] Ranking at each section and finish
- .-.- No data available at this section
- NA No data available



Horse/Jockey Name	Ichiban
Final Rank	4
Fastest Section Time (Section)	0:12.00 (400m)
Top Speed [km/h] (Section)	61.7 (Overall)
Race State	Finished



### Ipswich QLD Professional

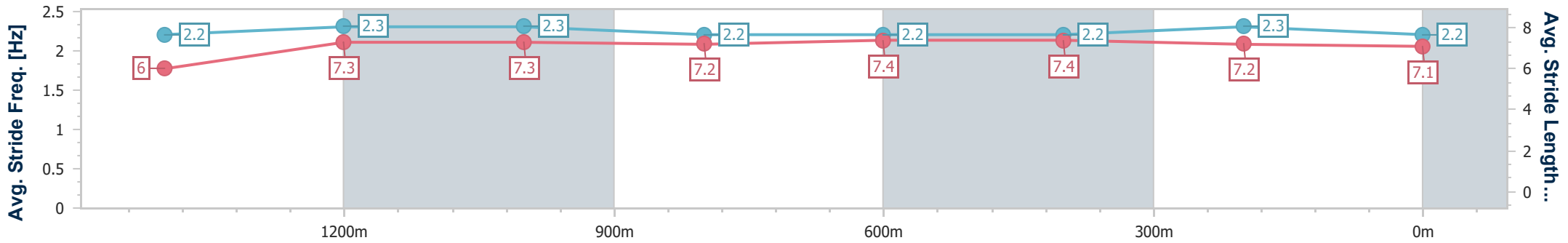
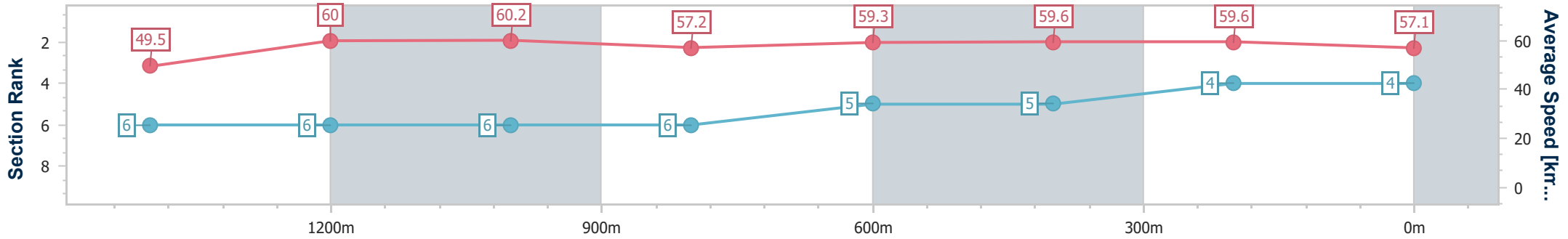
Race 3: IMPERIAL RACING Class 2 Handicap - 1666m

18 December 2024 - 15:09



Track Rating: Heavy 8, Weather: Overcast, Rail Position: True

Section	Overall	1400m	1200m	1000m	800m	600m	400m	200m
Section Times	1:44.88 [4] (0:19.35)	1:25.53 [6] (0:12.04)	1:13.49 [6] (0:12.02)	1:01.47 [6] (0:12.65)	0:48.82 [6] (0:12.15)	0:36.67 [5] (0:12.06)	0:24.61 [5] (0:12.00)	0:12.61 [4] (0:12.61)
Average Speed [km/h]	49.5	60.0	60.2	57.2	59.3	59.6	59.6	57.1
Top Speed [km/h]	61.7	60.7	61.3	58.2	60.1	60.5	60.7	59.5
Avg. Dist. to Rail [m]	3.9	0.7	1.1	1.2	0.4	0.4	1.1	0.7
Avg. Stride Freq. [Hz]	2.2	2.3	2.3	2.2	2.2	2.2	2.3	2.2
Avg. Stride Length [m]	6.0	7.3	7.3	7.2	7.4	7.4	7.2	7.1



- [ ] Ranking at each section and finish
- .-.- No data available at this section
- NA No data available



Horse/Jockey Name	Super Fair
Final Rank	5
Fastest Section Time (Section)	0:12.02 (1200m)
Top Speed [km/h] (Section)	61.1 (1200m)
Race State	Finished



### Ipswich QLD Professional

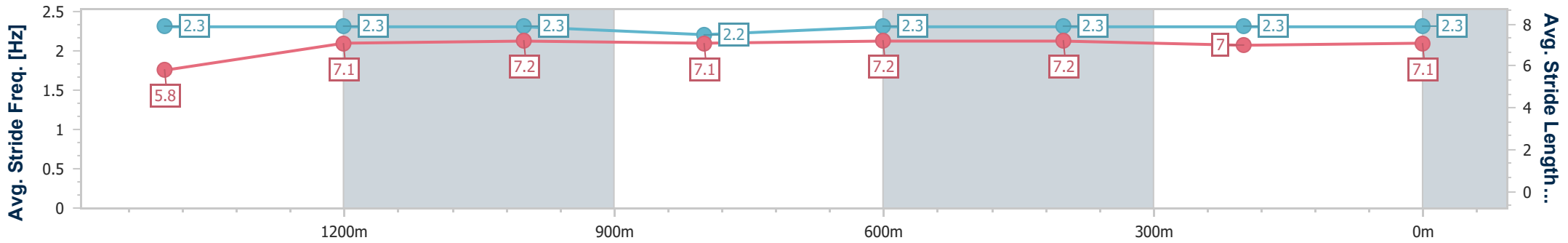
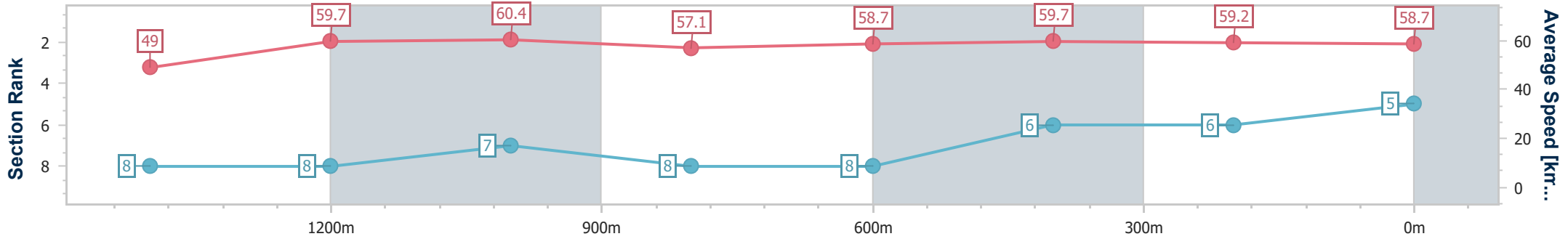
Race 3: IMPERIAL RACING Class 2 Handicap - 1666m

18 December 2024 - 15:09



Track Rating: Heavy 8, Weather: Overcast, Rail Position: True

Section	Overall	1400m	1200m	1000m	800m	600m	400m	200m
Section Times	1:45.09 [5] (0:19.53)	1:25.56 [8] (0:12.11)	1:13.45 [8] (0:12.02)	1:01.43 [7] (0:12.62)	0:48.81 [8] (0:12.27)	0:36.54 [8] (0:12.10)	0:24.44 [6] (0:12.16)	0:12.28 [6] (0:12.28)
Average Speed [km/h]	49.0	59.7	60.4	57.1	58.7	59.7	59.2	58.7
Top Speed [km/h]	61.0	61.1	61.1	58.5	59.4	60.7	60.7	59.3
Avg. Dist. to Rail [m]	3.1	0.8	1.2	0.7	0.4	0.8	0.1	1.2
Avg. Stride Freq. [Hz]	2.3	2.3	2.3	2.2	2.3	2.3	2.3	2.3
Avg. Stride Length [m]	5.8	7.1	7.2	7.1	7.2	7.2	7.0	7.1



- [ ] Ranking at each section and finish
- .-.- No data available at this section
- NA No data available



Horse/Jockey Name	Silver Pearl
Final Rank	6
Fastest Section Time (Section)	0:11.90 (1200m)
Top Speed [km/h] (Section)	63.1 (1200m)
Race State	Finished



### Ipswich QLD Professional

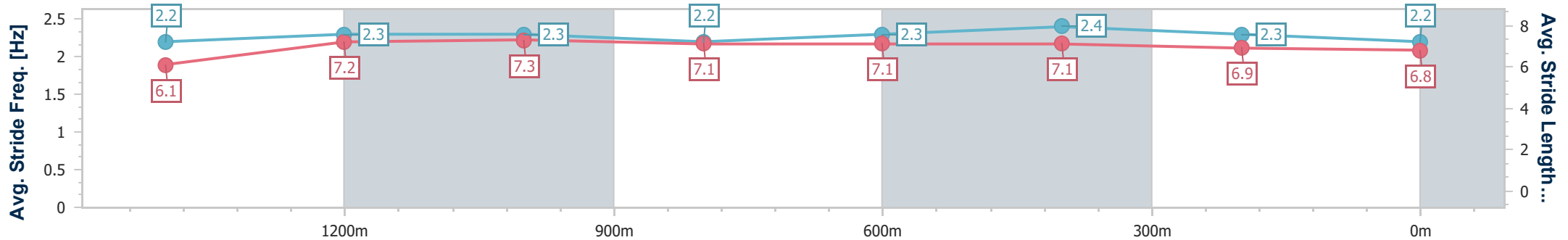
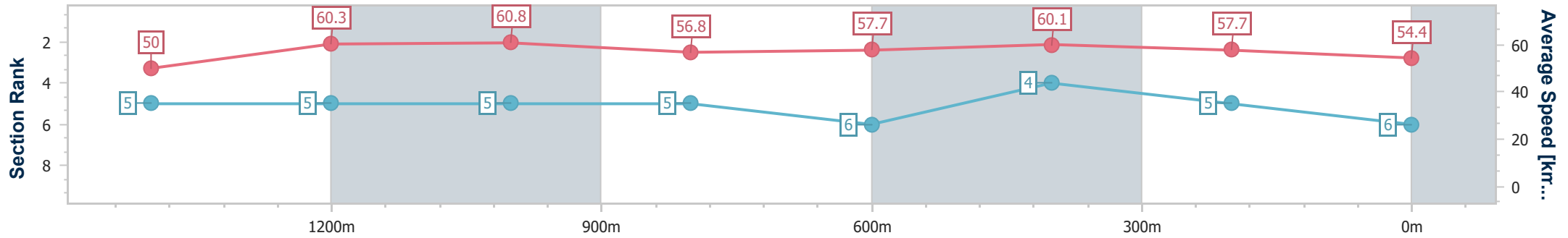
Race 3: IMPERIAL RACING Class 2 Handicap - 1666m

18 December 2024 - 15:09



Track Rating: Heavy 8, Weather: Overcast, Rail Position: True

Section	Overall	1400m	1200m	1000m	800m	600m	400m	200m
Section Times	1:45.92 [6] (0:19.20)	1:26.72 [5] (0:12.00)	1:14.72 [5] (0:11.90)	1:02.82 [5] (0:12.74)	0:50.08 [5] (0:12.46)	0:37.62 [6] (0:11.94)	0:25.68 [4] (0:12.47)	0:13.21 [5] (0:13.21)
Average Speed [km/h]	50.0	60.3	60.8	56.8	57.7	60.1	57.7	54.4
Top Speed [km/h]	62.0	62.0	63.1	58.1	59.0	62.6	60.5	56.5
Avg. Dist. to Rail [m]	3.7	1.4	1.4	0.8	0.6	0.6	0.7	1.9
Avg. Stride Freq. [Hz]	2.2	2.3	2.3	2.2	2.3	2.4	2.3	2.2
Avg. Stride Length [m]	6.1	7.2	7.3	7.1	7.1	7.1	6.9	6.8



- [ ] Ranking at each section and finish
- .-.- No data available at this section
- NA No data available



Horse/Jockey Name	Calm Buckle
Final Rank	7
Fastest Section Time (Section)	0:12.08 (1400m)
Top Speed [km/h] (Section)	62.4 (Overall)
Race State	Finished



### Ipswich QLD Professional

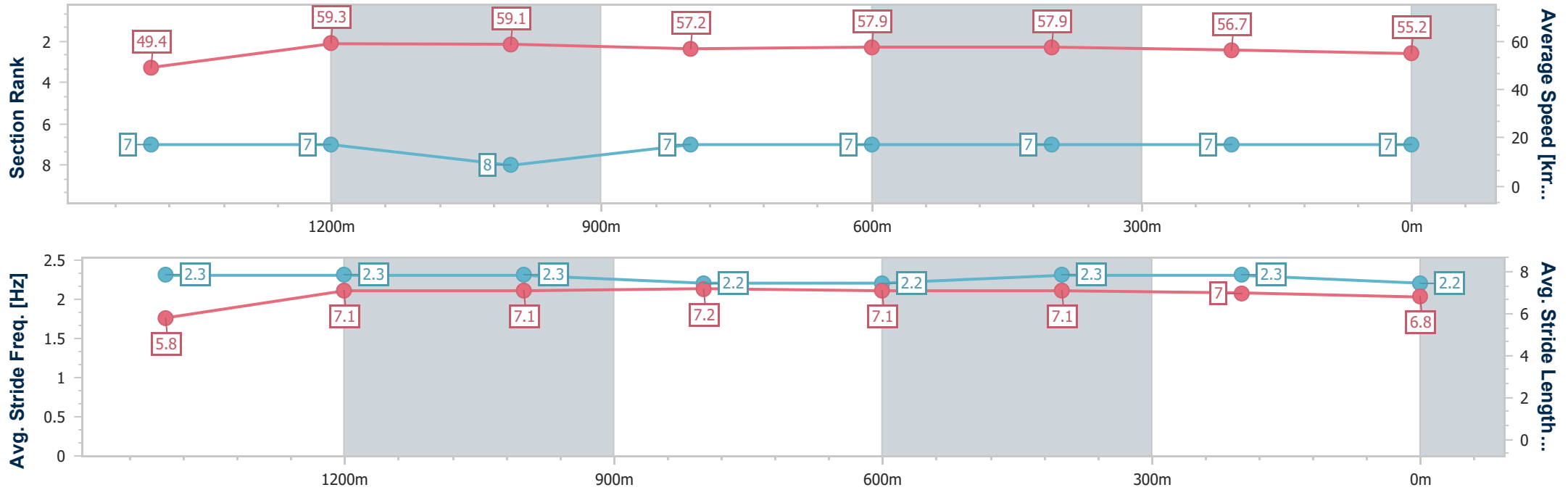
Race 3: IMPERIAL RACING Class 2 Handicap - 1666m

18 December 2024 - 15:09



Track Rating: Heavy 8, Weather: Overcast, Rail Position: True

Section	Overall	1400m	1200m	1000m	800m	600m	400m	200m
Section Times	1:46.34 [7] (0:19.41)	1:26.93 [7] (0:12.08)	1:14.85 [7] (0:12.19)	1:02.66 [8] (0:12.49)	0:50.17 [7] (0:12.30)	0:37.87 [7] (0:12.32)	0:25.55 [7] (0:12.51)	0:13.04 [7] (0:13.04)
Average Speed [km/h]	49.4	59.3	59.1	57.2	57.9	57.9	56.7	55.2
Top Speed [km/h]	62.4	60.2	60.3	58.9	59.0	58.5	58.0	58.8
Avg. Dist. to Rail [m]	2.1	0.5	0.5	1.7	2.9	2.9	2.8	1.3
Avg. Stride Freq. [Hz]	2.3	2.3	2.3	2.2	2.2	2.3	2.3	2.2
Avg. Stride Length [m]	5.8	7.1	7.1	7.2	7.1	7.1	7.0	6.8



- [ ] Ranking at each section and finish
- .-.- No data available at this section
- NA No data available



Horse/Jockey Name	Introvert
Final Rank	8
Fastest Section Time (Section)	0:11.93 (1200m)
Top Speed [km/h] (Section)	63.5 (Overall)
Race State	Finished



### Ipswich QLD Professional

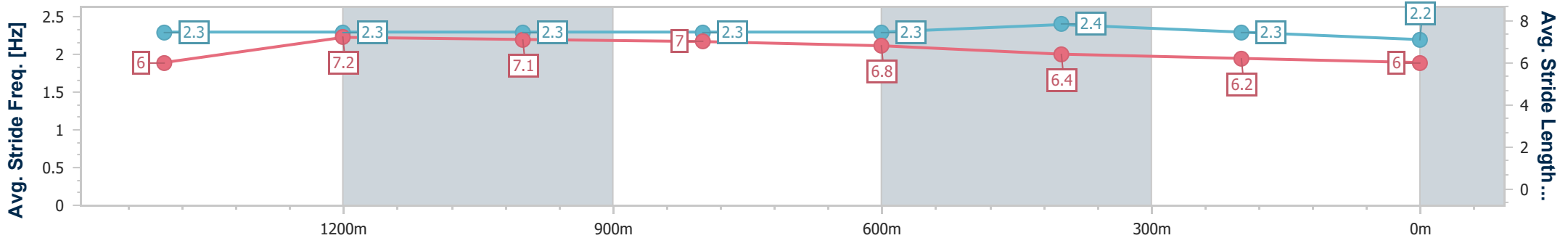
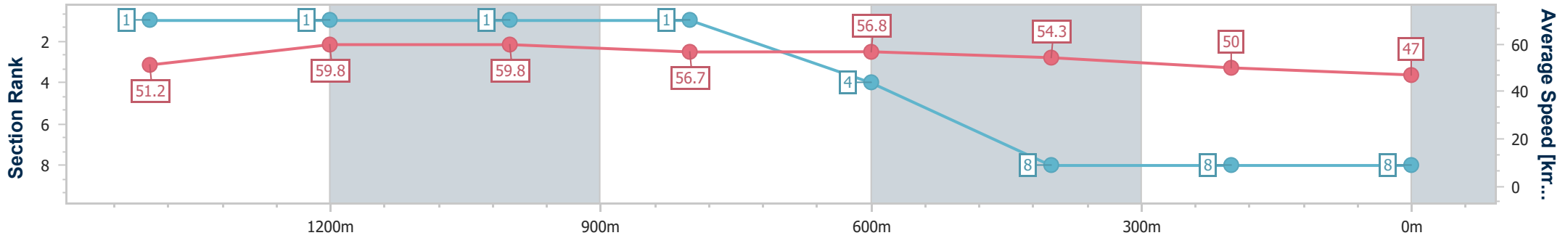
Race 3: IMPERIAL RACING Class 2 Handicap - 1666m

18 December 2024 - 15:09



Track Rating: Heavy 8, Weather: Overcast, Rail Position: True

Section	Overall	1400m	1200m	1000m	800m	600m	400m	200m
Section Times	1:50.85 [8] (0:18.77)	1:32.08 [1] (0:12.00)	1:20.08 [1] (0:11.93)	1:08.15 [1] (0:12.67)	0:55.48 [1] (0:12.60)	0:42.88 [4] (0:13.17)	0:29.71 [8] (0:14.39)	0:15.32 [8] (0:15.32)
Average Speed [km/h]	51.2	59.8	59.8	56.7	56.8	54.3	50.0	47.0
Top Speed [km/h]	63.5	62.7	62.6	57.7	57.4	56.5	52.8	48.4
Avg. Dist. to Rail [m]	6.7	1.0	1.3	1.7	1.6	1.1	0.8	0.9
Avg. Stride Freq. [Hz]	2.3	2.3	2.3	2.3	2.3	2.4	2.3	2.2
Avg. Stride Length [m]	6.0	7.2	7.1	7.0	6.8	6.4	6.2	6.0



- [ ] Ranking at each section and finish
- .-.- No data available at this section
- NA No data available

Track Rating: Heavy 8, Weather: Overcast, Rail Position: True

Section		Field Times											
Overall	1000m	800m	600m	400m	200m	Last 600m							
1:06.06 (0:08.57)	0:57.49 (0:10.49)	0:47.00 (0:11.14)	0:35.86 (0:11.82)	0:24.04 (0:12.04)	0:12.00 (0:12.00)	0:35.86							
Rank	TAB	Horse/Jockey	Barrier	Top Speed [km/h]	Fastest Section	Overall	1000m	800m	600m	400m	200m	Margin	Distance Travelled [m]
1	10	AUTUMNGIRL Jace McMurray	4	67.4	0:08.95	1:06.06 [1] (0:08.95)	0:57.11 [10] (0:10.91)	0:46.20 [9] (0:11.11)	0:35.09 [9] (0:11.44)	0:23.65 [6] (0:11.87)	0:11.78 [4] (0:11.78)	1:06.06	0:35.09
2	13	ANDI DON'T CARE Emily Lang	12	69.2	0:08.57	1:06.43 [2] (0:08.57)	0:57.86 [2] (0:10.76)	0:47.10 [3] (0:11.09)	0:36.01 [2] (0:11.71)	0:24.30 [2] (0:11.96)	0:12.34 [2] (0:12.34)	2.13L	0:36.01 +1
3	16	SHAQUE D'AMOUR Mark Du Plessis	9	70.5	0:08.60	1:06.52 [3] (0:08.60)	0:57.92 [3] (0:10.46)	0:47.46 [1] (0:11.14)	0:36.32 [1] (0:11.82)	0:24.50 [1] (0:12.04)	0:12.46 [1] (0:12.46)	2.71L	0:36.32 -2
4	3	IHAVESEENTHELIGHT Ryan Maloney	2	67.7	0:08.73	1:06.60 [4] (0:08.73)	0:57.87 [5] (0:10.85)	0:47.02 [6] (0:11.10)	0:35.92 [5] (0:11.69)	0:24.23 [5] (0:11.93)	0:12.30 [5] (0:12.30)	3.18L	0:35.92 -1
5	12	SOME STYLE Angela Jones	8	68.6	0:08.74	1:06.61 [5] (0:08.74)	0:57.87 [6] (0:10.74)	0:47.13 [4] (0:11.13)	0:36.00 [4] (0:11.68)	0:24.32 [3] (0:11.99)	0:12.33 [3] (0:12.33)	3.2L	0:36.00 +2
6	17	SUGAR ISLAND Nathan Evans	1	67.5	0:08.80	1:06.61 [6] (0:08.80)	0:57.81 [7] (0:10.80)	0:47.01 [7] (0:11.15)	0:35.86 [6] (0:11.74)	0:24.12 [8] (0:11.98)	0:12.14 [7] (0:12.14)	3.24L	0:35.86 -8
7	14	SEABEE Jake Bayliss	6	67.0	0:09.04	1:06.65 [7] (0:09.04)	0:57.61 [11] (0:10.98)	0:46.63 [10] (0:11.08)	0:35.55 [10] (0:11.64)	0:23.91 [9] (0:11.92)	0:11.99 [8] (0:11.99)	3.45L	0:35.55 -1
8	6	PLATINUM GIFT Samantha Collett	5	68.8	0:08.57	1:06.83 [8] (0:08.57)	0:58.26 [1] (0:10.71)	0:47.55 [2] (0:11.31)	0:36.24 [3] (0:11.75)	0:24.49 [4] (0:11.99)	0:12.50 [6] (0:12.50)	4.49L	0:36.24 -4
9	4	SUPREMEPERFORMANCE Boris Thornton	10	65.9	0:09.23	1:07.22 [9] (0:09.23)	0:57.99 [12] (0:11.15)	0:46.84 [12] (0:11.05)	0:35.79 [12] (0:11.57)	0:24.22 [11] (0:11.70)	0:12.52 [10] (0:12.52)	6.82L	0:35.79 -3
10	20	PONTYPRIDD Olivia Kendal	7	68.1	0:08.85	1:07.87 [10] (0:08.85)	0:59.02 [8] (0:10.88)	0:48.14 [8] (0:11.13)	0:37.01 [7] (0:11.62)	0:25.39 [7] (0:12.22)	0:13.17 [9] (0:13.17)	10.62L	0:37.01 +7

Scratched: Facundo (#7), Colinton (#2), Vincent (#5), Makeminemilo (#8), Daisy's Pride (#11), Siglo De Oro (#15), Careful Missile (#19), Safety Rope (#1)





# Ipswich QLD Professional

## Race 4: GREAT NORTHERN Maiden Handicap - 1100m

18 December 2024 - 15:42



Track Rating: Heavy 8, Weather: Overcast, Rail Position: True

Section		Overall	1000m	800m	600m	400m	200m	Last 600m					
Field Times		1:06.06 (0:08.57)	0:57.49 (0:10.49)	0:47.00 (0:11.14)	0:35.86 (0:11.82)	0:24.04 (0:12.04)	0:12.00 (0:12.00)	0:35.86					
Rank	TAB Horse/Jockey	Barrier	Top Speed [km/h]	Fastest Section							Margin	Distance Travelled [m]	
11	18 CHEMIOSMOSIS Bailey Wheeler	3	67.4 1000m	0:08.71 Overall	1:08.18 [11] (0:08.71)	0:59.47 [4] (0:10.86)	0:48.61 [5] (0:11.36)	0:37.25 [8] (0:11.98)	0:25.27 [10] (0:12.62)	0:12.65 [12] (0:12.65)	12.44L	0:37.25	+4
12	9 PRIVET Georgina Cartwright	11	66.9 1000m	0:08.91 Overall	1:08.28 [12] (0:08.91)	0:59.37 [9] (0:11.19)	0:48.18 [11] (0:11.25)	0:36.93 [11] (0:11.69)	0:25.24 [12] (0:12.40)	0:12.84 [11] (0:12.84)	13.07L	0:36.93	+0

Scratched: Facundo (#7), Colinton (#2), Vincent (#5), Makeminemilo (#8), Daisy's Pride (#11), Siglo De Oro (#15), Careful Missile (#19), Safety Rope (#1)

[ ] Ranking at each section and finish  
 -:-:-:- No data available at this section  
 NA No data available

SCN Saddle cloth number  
 DNF Did not finish  
 DNT Did not track



Horse/Jockey Name	Autumngirl
Final Rank	1
Fastest Section Time (Section)	0:08.95 (Overall)
Top Speed [km/h] (Section)	67.4 (1000m)
Race State	Finished



### Ipswich QLD Professional

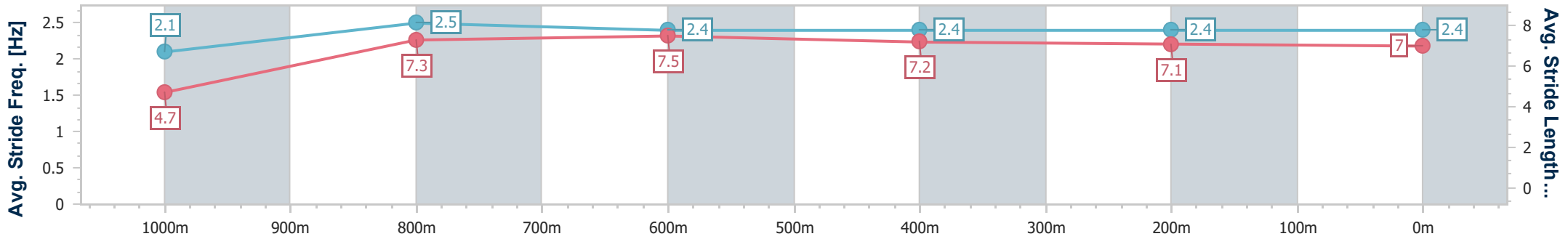
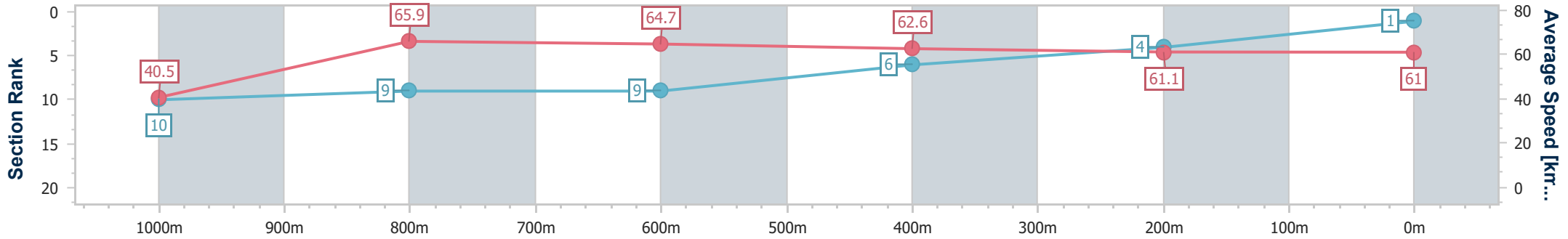
Race 4: GREAT NORTHERN Maiden Handicap - 1100m

18 December 2024 - 15:42



Track Rating: Heavy 8, Weather: Overcast, Rail Position: True

Section	Overall	1000m	800m	600m	400m	200m
Section Times	1:06.06 [1] (0:08.95)	0:57.11 [10] (0:10.91)	0:46.20 [9] (0:11.11)	0:35.09 [9] (0:11.44)	0:23.65 [6] (0:11.87)	0:11.78 [4] (0:11.78)
Average Speed [km/h]	40.5	65.9	64.7	62.6	61.1	61.0
Top Speed [km/h]	61.9	67.4	65.6	64.7	62.1	62.0
Avg. Dist. to Rail [m]	8.3	1.8	1.3	0.9	1.9	3.5
Avg. Stride Freq. [Hz]	2.1	2.5	2.4	2.4	2.4	2.4
Avg. Stride Length [m]	4.7	7.3	7.5	7.2	7.1	7.0



- [ ] Ranking at each section and finish
- .-.- No data available at this section
- NA No data available



Horse/Jockey Name	Andi Don't Care
Final Rank	2
Fastest Section Time (Section)	0:08.57 (Overall)
Top Speed [km/h] (Section)	69.2 (1000m)
Race State	Finished



### Ipswich QLD Professional

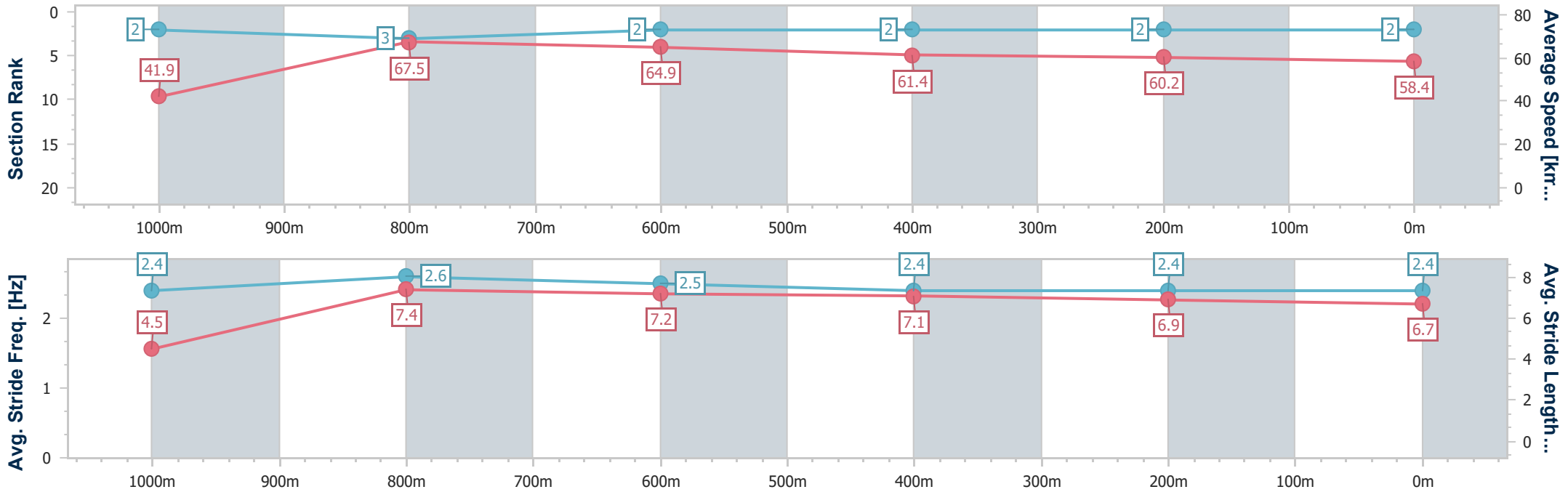
Race 4: GREAT NORTHERN Maiden Handicap - 1100m

18 December 2024 - 15:42



Track Rating: Heavy 8, Weather: Overcast, Rail Position: True

Section	Overall	1000m	800m	600m	400m	200m
Section Times	1:06.43 [2] (0:08.57)	0:57.86 [2] (0:10.76)	0:47.10 [3] (0:11.09)	0:36.01 [2] (0:11.71)	0:24.30 [2] (0:11.96)	0:12.34 [2] (0:12.34)
Average Speed [km/h]	41.9	67.5	64.9	61.4	60.2	58.4
Top Speed [km/h]	65.8	69.2	66.2	62.8	62.2	60.5
Avg. Dist. to Rail [m]	16.9	5.6	0.7	0.5	1.0	2.4
Avg. Stride Freq. [Hz]	2.4	2.6	2.5	2.4	2.4	2.4
Avg. Stride Length [m]	4.5	7.4	7.2	7.1	6.9	6.7



- [ ] Ranking at each section and finish
- .-.- No data available at this section
- NA No data available



Horse/Jockey Name	Shaque D'amour
Final Rank	3
Fastest Section Time (Section)	0:08.60 (Overall)
Top Speed [km/h] (Section)	70.5 (1000m)
Race State	Finished



### Ipswich QLD Professional

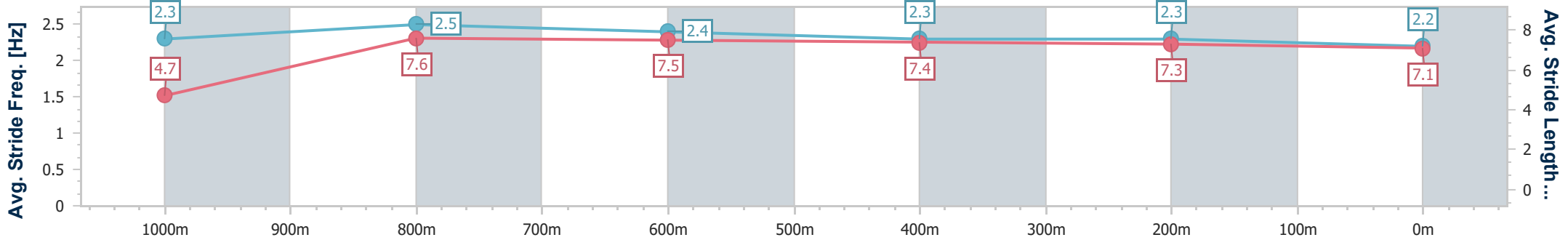
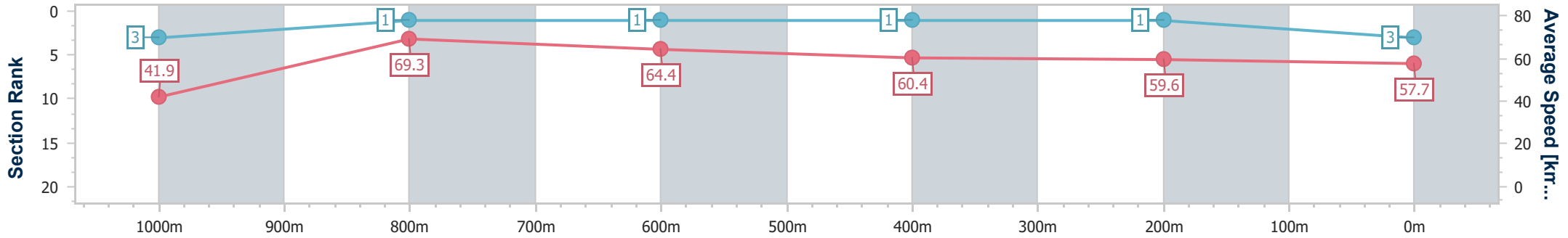
Race 4: GREAT NORTHERN Maiden Handicap - 1100m

18 December 2024 - 15:42



Track Rating: Heavy 8, Weather: Overcast, Rail Position: True

Section	Overall	1000m	800m	600m	400m	200m
Section Times	1:06.52 [3] (0:08.60)	0:57.92 [3] (0:10.46)	0:47.46 [1] (0:11.14)	0:36.32 [1] (0:11.82)	0:24.50 [1] (0:12.04)	0:12.46 [1] (0:12.46)
Average Speed [km/h]	41.9	69.3	64.4	60.4	59.6	57.7
Top Speed [km/h]	66.4	70.5	67.0	62.2	60.2	59.8
Avg. Dist. to Rail [m]	13.0	4.1	1.2	1.6	0.9	0.4
Avg. Stride Freq. [Hz]	2.3	2.5	2.4	2.3	2.3	2.2
Avg. Stride Length [m]	4.7	7.6	7.5	7.4	7.3	7.1



- [ ] Ranking at each section and finish
- .-.- No data available at this section
- NA No data available



Horse/Jockey Name	Ihaveentheight
Final Rank	4
Fastest Section Time (Section)	0:08.73 (Overall)
Top Speed [km/h] (Section)	67.7 (1000m)
Race State	Finished



### Ipswich QLD Professional

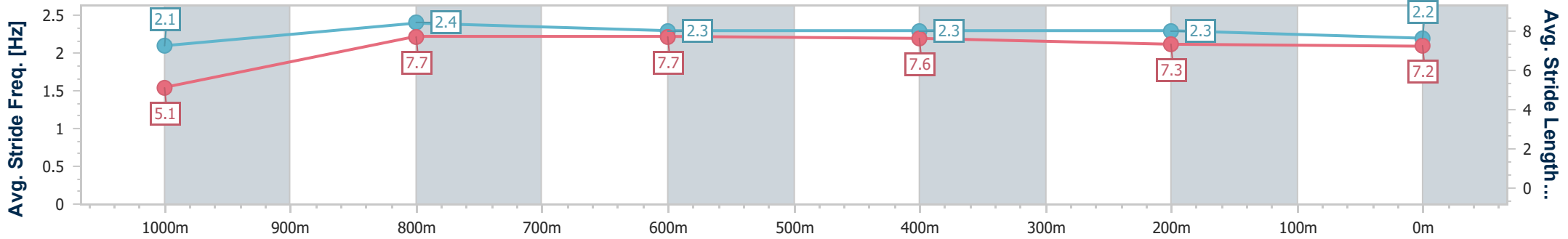
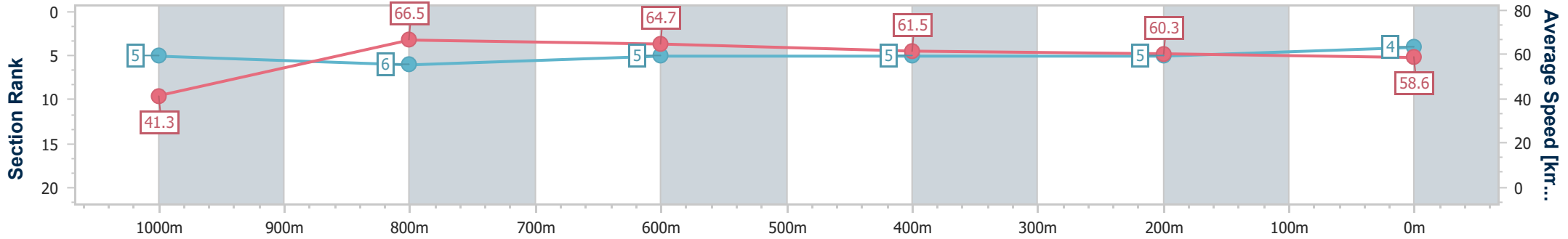
Race 4: GREAT NORTHERN Maiden Handicap - 1100m

18 December 2024 - 15:42



Track Rating: Heavy 8, Weather: Overcast, Rail Position: True

Section	Overall	1000m	800m	600m	400m	200m
Section Times	1:06.60 [4] (0:08.73)	0:57.87 [5] (0:10.85)	0:47.02 [6] (0:11.10)	0:35.92 [5] (0:11.69)	0:24.23 [5] (0:11.93)	0:12.30 [5] (0:12.30)
Average Speed [km/h]	41.3	66.5	64.7	61.5	60.3	58.6
Top Speed [km/h]	63.8	67.7	66.1	63.1	61.0	59.9
Avg. Dist. to Rail [m]	6.5	1.3	0.4	0.7	1.1	2.8
Avg. Stride Freq. [Hz]	2.1	2.4	2.3	2.3	2.3	2.2
Avg. Stride Length [m]	5.1	7.7	7.7	7.6	7.3	7.2



- [ ] Ranking at each section and finish
- .-.- No data available at this section
- NA No data available



Horse/Jockey Name	Some Style
Final Rank	5
Fastest Section Time (Section)	0:08.74 (Overall)
Top Speed [km/h] (Section)	68.6 (1000m)
Race State	Finished



### Ipswich QLD Professional

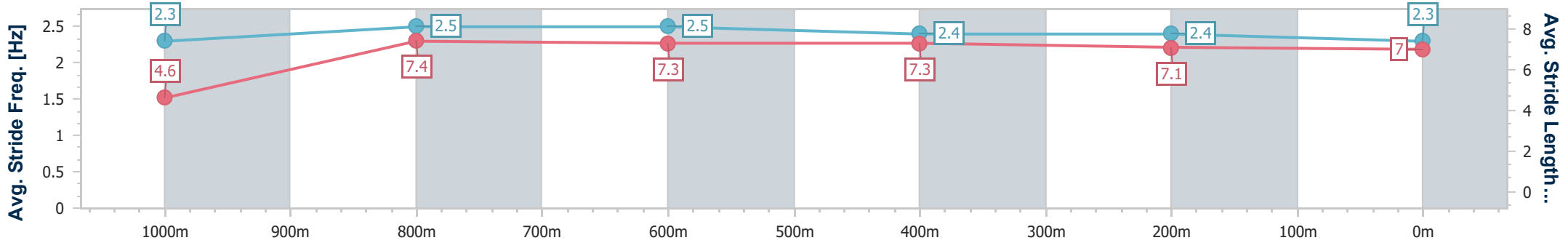
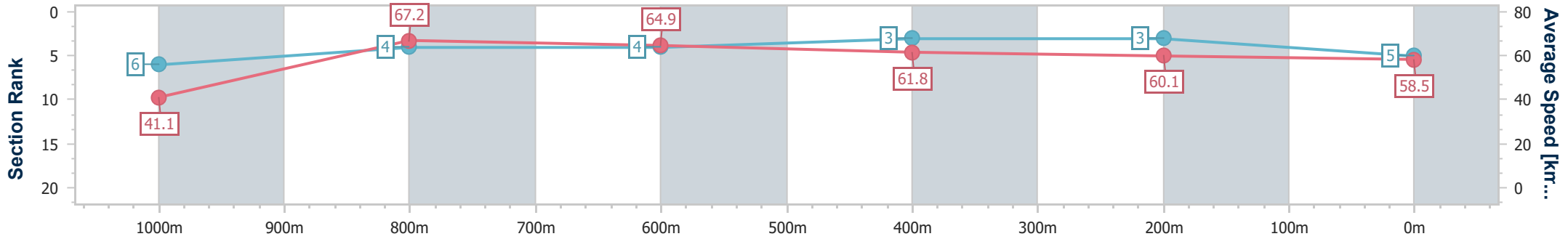
Race 4: GREAT NORTHERN Maiden Handicap - 1100m

18 December 2024 - 15:42



Track Rating: Heavy 8, Weather: Overcast, Rail Position: True

Section	Overall	1000m	800m	600m	400m	200m
Section Times	1:06.61 [5] (0:08.74)	0:57.87 [6] (0:10.74)	0:47.13 [4] (0:11.13)	0:36.00 [4] (0:11.68)	0:24.32 [3] (0:11.99)	0:12.33 [3] (0:12.33)
Average Speed [km/h]	41.1	67.2	64.9	61.8	60.1	58.5
Top Speed [km/h]	63.8	68.6	67.3	63.6	61.0	61.1
Avg. Dist. to Rail [m]	11.0	2.7	0.6	0.2	2.1	4.2
Avg. Stride Freq. [Hz]	2.3	2.5	2.5	2.4	2.4	2.3
Avg. Stride Length [m]	4.6	7.4	7.3	7.3	7.1	7.0



- [ ] Ranking at each section and finish
- .-.- No data available at this section
- NA No data available



Horse/Jockey Name	Sugar Island
Final Rank	6
Fastest Section Time (Section)	0:08.80 (Overall)
Top Speed [km/h] (Section)	67.5 (1000m)
Race State	Finished



### Ipswich QLD Professional

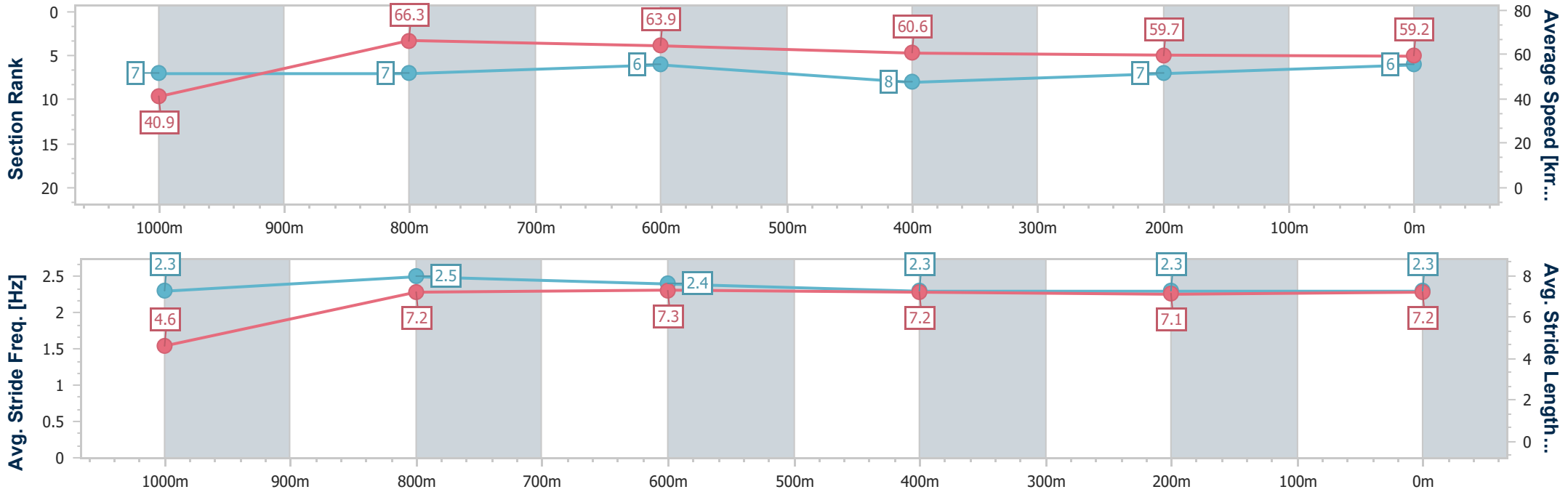
Race 4: GREAT NORTHERN Maiden Handicap - 1100m

18 December 2024 - 15:42



Track Rating: Heavy 8, Weather: Overcast, Rail Position: True

Section	Overall	1000m	800m	600m	400m	200m
Section Times	1:06.61 [6] (0:08.80)	0:57.81 [7] (0:10.80)	0:47.01 [7] (0:11.15)	0:35.86 [6] (0:11.74)	0:24.12 [8] (0:11.98)	0:12.14 [7] (0:12.14)
Average Speed [km/h]	40.9	66.3	63.9	60.6	59.7	59.2
Top Speed [km/h]	63.9	67.5	66.9	62.2	61.7	60.7
Avg. Dist. to Rail [m]	3.3	1.7	2.9	2.9	1.6	4.0
Avg. Stride Freq. [Hz]	2.3	2.5	2.4	2.3	2.3	2.3
Avg. Stride Length [m]	4.6	7.2	7.3	7.2	7.1	7.2



- [ ] Ranking at each section and finish
- .-.- No data available at this section
- NA No data available



Horse/Jockey Name	Seabee
Final Rank	7
Fastest Section Time (Section)	0:09.04 (Overall)
Top Speed [km/h] (Section)	67.0 (1000m)
Race State	Finished



### Ipswich QLD Professional

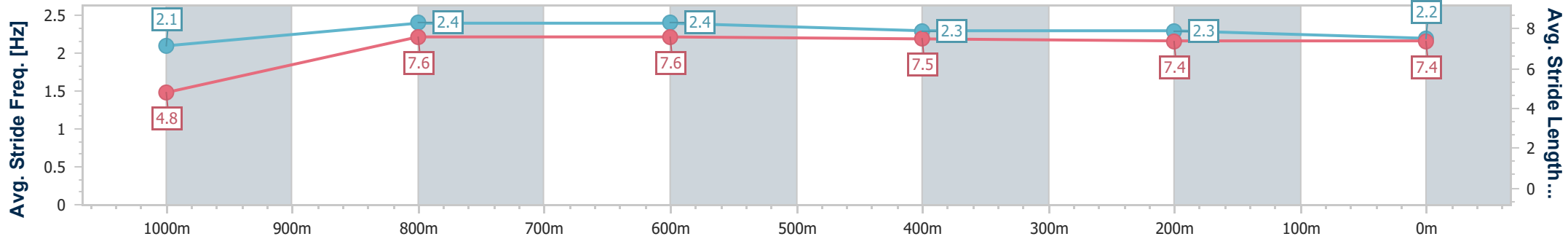
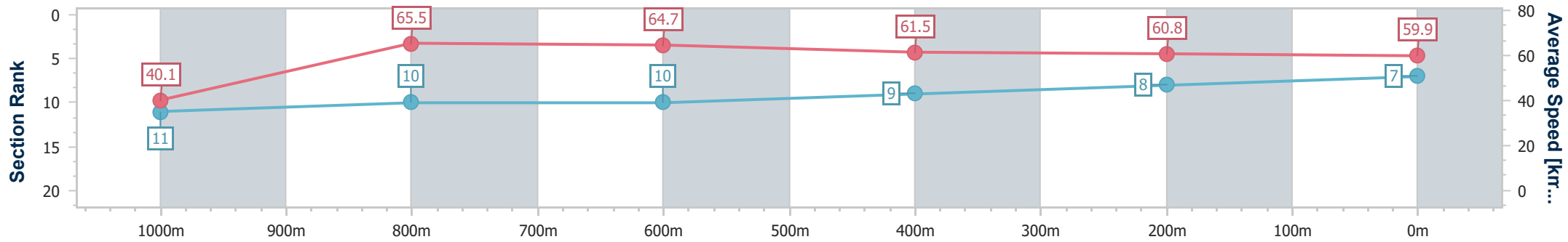
Race 4: GREAT NORTHERN Maiden Handicap - 1100m

18 December 2024 - 15:42



Track Rating: Heavy 8, Weather: Overcast, Rail Position: True

Section	Overall	1000m	800m	600m	400m	200m
Section Times	1:06.65 [7] (0:09.04)	0:57.61 [11] (0:10.98)	0:46.63 [10] (0:11.08)	0:35.55 [10] (0:11.64)	0:23.91 [9] (0:11.92)	0:11.99 [8] (0:11.99)
Average Speed [km/h]	40.1	65.5	64.7	61.5	60.8	59.9
Top Speed [km/h]	61.4	67.0	66.7	62.9	61.7	61.2
Avg. Dist. to Rail [m]	9.6	1.7	1.5	1.2	1.9	5.2
Avg. Stride Freq. [Hz]	2.1	2.4	2.4	2.3	2.3	2.2
Avg. Stride Length [m]	4.8	7.6	7.6	7.5	7.4	7.4



- [ ] Ranking at each section and finish
- .-.- No data available at this section
- NA No data available





Horse/Jockey Name	Platinum Gift
Final Rank	8
Fastest Section Time (Section)	0:08.57 (Overall)
Top Speed [km/h] (Section)	68.8 (1000m)
Race State	Finished



### Ipswich QLD Professional

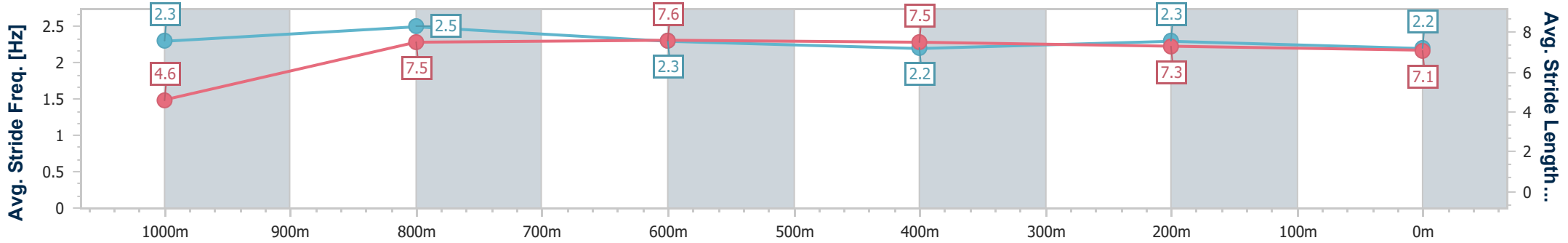
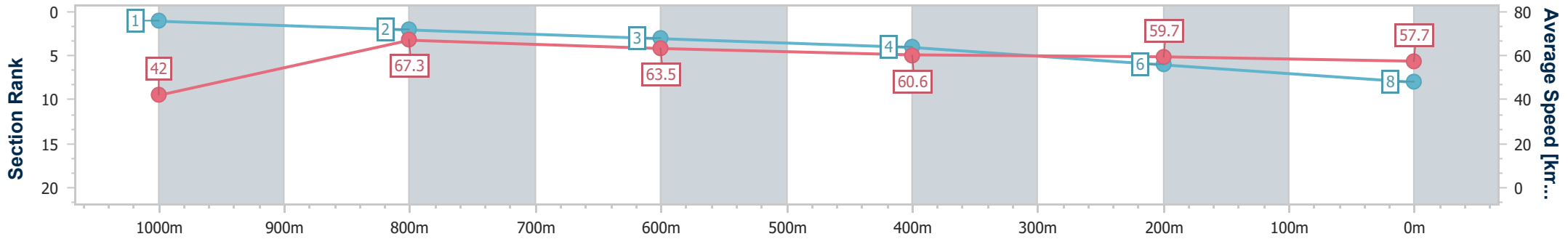
Race 4: GREAT NORTHERN Maiden Handicap - 1100m

18 December 2024 - 15:42



Track Rating: Heavy 8, Weather: Overcast, Rail Position: True

Section	Overall	1000m	800m	600m	400m	200m
Section Times	1:06.83 [8] (0:08.57)	0:58.26 [1] (0:10.71)	0:47.55 [2] (0:11.31)	0:36.24 [3] (0:11.75)	0:24.49 [4] (0:11.99)	0:12.50 [6] (0:12.50)
Average Speed [km/h]	42.0	67.3	63.5	60.6	59.7	57.7
Top Speed [km/h]	65.3	68.8	64.8	62.7	60.6	58.9
Avg. Dist. to Rail [m]	8.9	2.0	1.5	1.9	1.1	1.0
Avg. Stride Freq. [Hz]	2.3	2.5	2.3	2.2	2.3	2.2
Avg. Stride Length [m]	4.6	7.5	7.6	7.5	7.3	7.1



- [ ] Ranking at each section and finish
- .-.- No data available at this section
- NA No data available



Horse/Jockey Name	Supremeperformance
Final Rank	9
Fastest Section Time (Section)	0:09.23 (Overall)
Top Speed [km/h] (Section)	65.9 (1000m)
Race State	Finished



### Ipswich QLD Professional

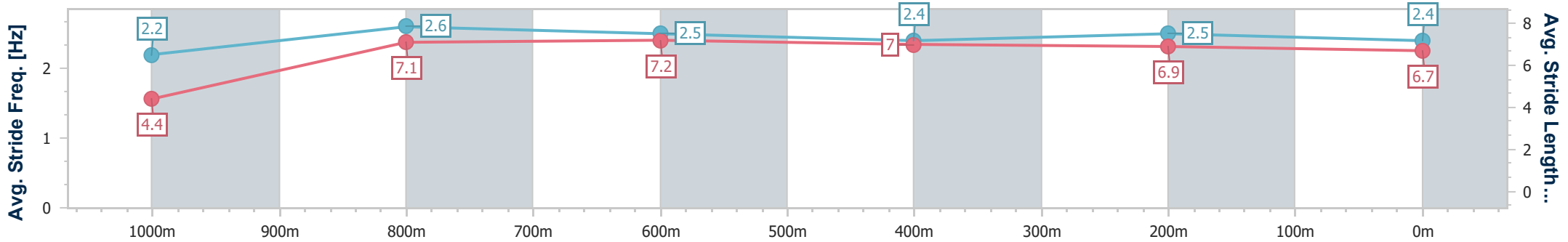
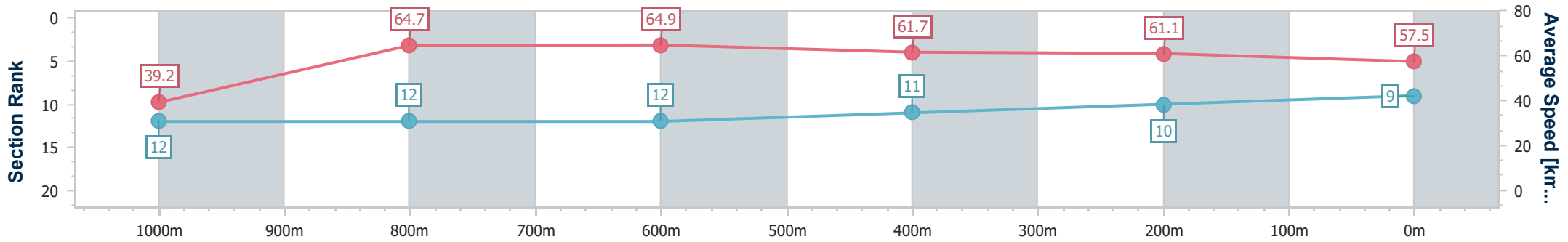
Race 4: GREAT NORTHERN Maiden Handicap - 1100m

18 December 2024 - 15:42



Track Rating: Heavy 8, Weather: Overcast, Rail Position: True

Section	Overall	1000m	800m	600m	400m	200m
Section Times	1:07.22 [9] (0:09.23)	0:57.99 [12] (0:11.15)	0:46.84 [12] (0:11.05)	0:35.79 [12] (0:11.57)	0:24.22 [11] (0:11.70)	0:12.52 [10]
Average Speed [km/h]	39.2	64.7	64.9	61.7	61.1	57.5
Top Speed [km/h]	61.7	65.9	65.7	64.3	62.1	60.3
Avg. Dist. to Rail [m]	12.2	2.8	1.2	2.3	1.3	3.3
Avg. Stride Freq. [Hz]	2.2	2.6	2.5	2.4	2.5	2.4
Avg. Stride Length [m]	4.4	7.1	7.2	7.0	6.9	6.7



- [ ] Ranking at each section and finish
- .-.- No data available at this section
- NA No data available



Horse/Jockey Name	Pontypridd
Final Rank	10
Fastest Section Time (Section)	0:08.85 (Overall)
Top Speed [km/h] (Section)	68.1 (1000m)
Race State	Finished



### Ipswich QLD Professional

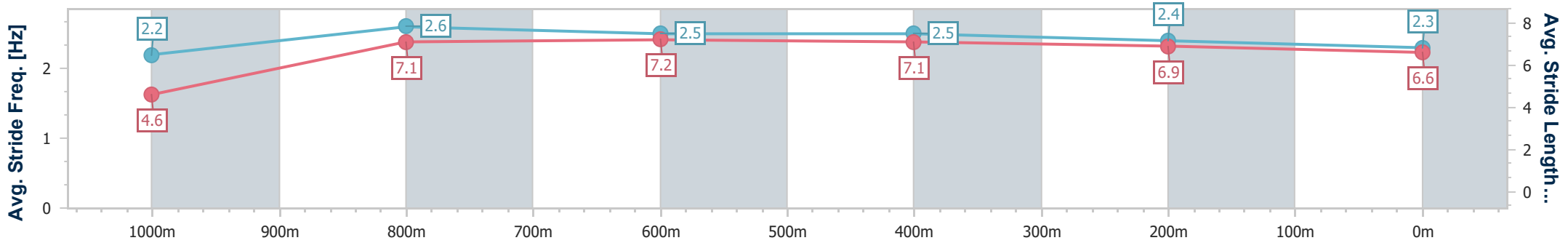
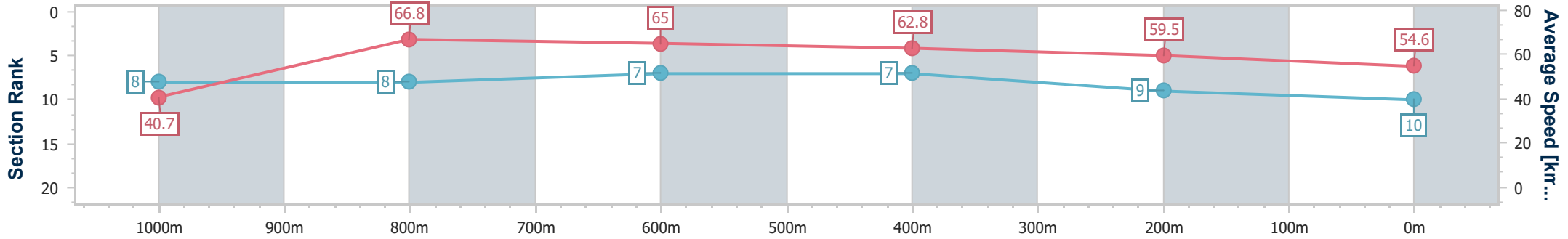
Race 4: GREAT NORTHERN Maiden Handicap - 1100m

18 December 2024 - 15:42



Track Rating: Heavy 8, Weather: Overcast, Rail Position: True

Section	Overall	1000m	800m	600m	400m	200m
Section Times	1:07.87 [10] (0:08.85)	0:59.02 [8] (0:10.88)	0:48.14 [8] (0:11.13)	0:37.01 [7] (0:11.62)	0:25.39 [7] (0:12.22)	0:13.17 [9]
Average Speed [km/h]	40.7	66.8	65.0	62.8	59.5	54.6
Top Speed [km/h]	64.1	68.1	66.7	63.6	61.5	57.9
Avg. Dist. to Rail [m]	10.9	3.9	2.0	2.8	3.6	5.0
Avg. Stride Freq. [Hz]	2.2	2.6	2.5	2.5	2.4	2.3
Avg. Stride Length [m]	4.6	7.1	7.2	7.1	6.9	6.6



- [ ] Ranking at each section and finish
- .-.- No data available at this section
- NA No data available



Horse/Jockey Name	Chemiosmosis
Final Rank	11
Fastest Section Time (Section)	0:08.71 (Overall)
Top Speed [km/h] (Section)	67.4 (1000m)
Race State	Finished



### Ipswich QLD Professional

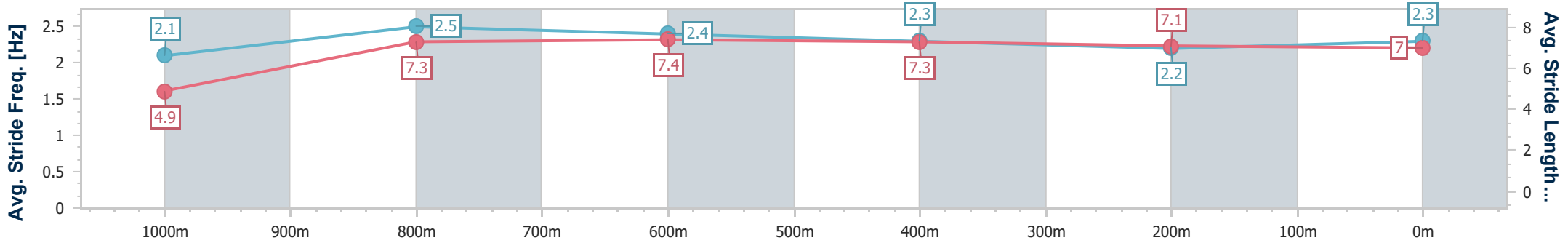
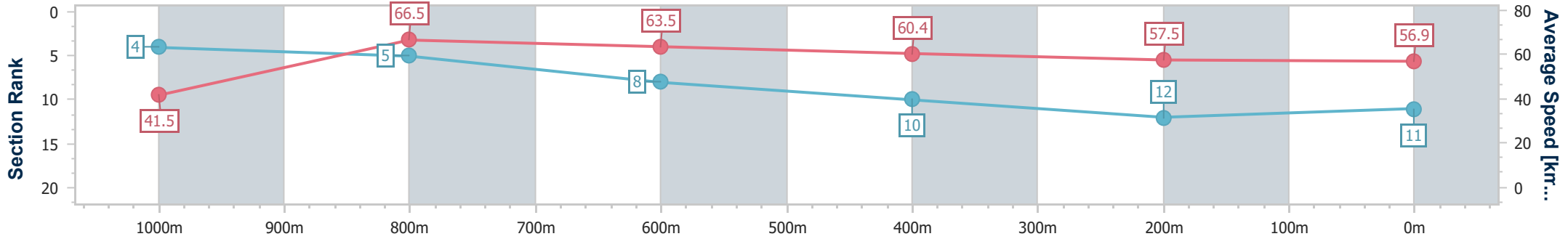
Race 4: GREAT NORTHERN Maiden Handicap - 1100m

18 December 2024 - 15:42



Track Rating: Heavy 8, Weather: Overcast, Rail Position: True

Section	Overall	1000m	800m	600m	400m	200m
Section Times	1:08.18 [11] (0:08.71)	0:59.47 [4] (0:10.86)	0:48.61 [5] (0:11.36)	0:37.25 [8] (0:11.98)	0:25.27 [10] (0:12.62)	0:12.65 [12] (0:12.65)
Average Speed [km/h]	41.5	66.5	63.5	60.4	57.5	56.9
Top Speed [km/h]	63.8	67.4	65.7	63.5	60.2	60.8
Avg. Dist. to Rail [m]	7.9	2.5	1.0	1.1	3.0	4.2
Avg. Stride Freq. [Hz]	2.1	2.5	2.4	2.3	2.2	2.3
Avg. Stride Length [m]	4.9	7.3	7.4	7.3	7.1	7.0



- [ ] Ranking at each section and finish
- .-.- No data available at this section
- NA No data available



Horse/Jockey Name	Privet
Final Rank	12
Fastest Section Time (Section)	0:08.91 (Overall)
Top Speed [km/h] (Section)	66.9 (1000m)
Race State	Finished



### Ipswich QLD Professional

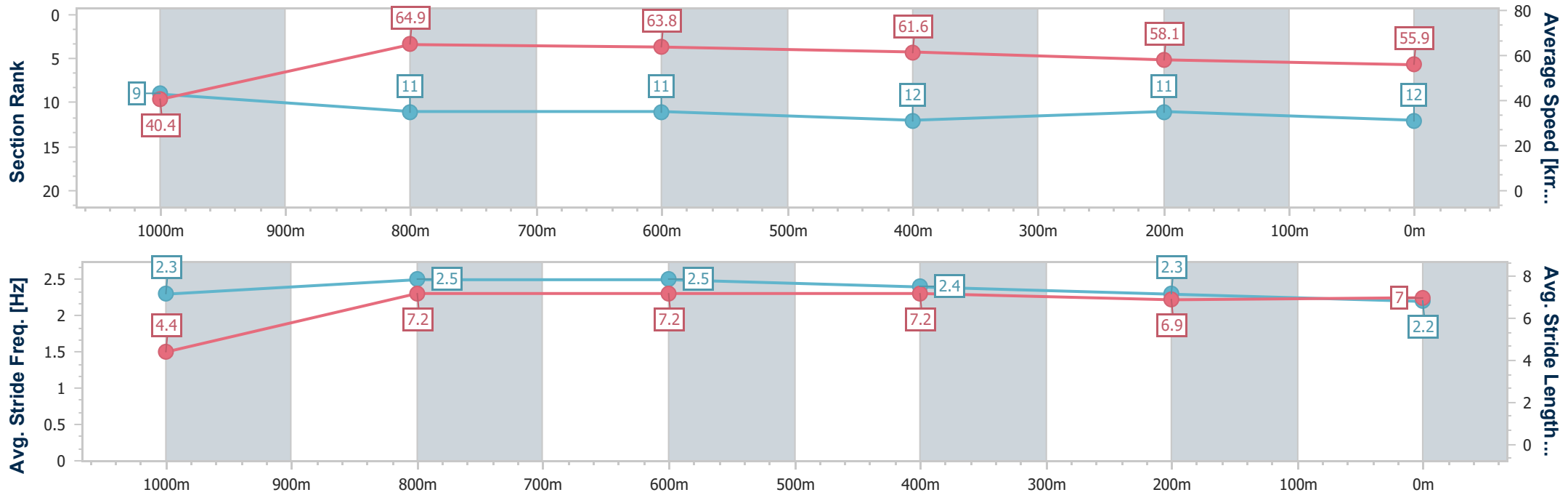
Race 4: GREAT NORTHERN Maiden Handicap - 1100m

18 December 2024 - 15:42



Track Rating: Heavy 8, Weather: Overcast, Rail Position: True

Section	Overall	1000m	800m	600m	400m	200m
Section Times	1:08.28 [12] (0:08.91)	0:59.37 [9] (0:11.19)	0:48.18 [11] (0:11.25)	0:36.93 [11] (0:11.69)	0:25.24 [12] (0:12.40)	0:12.84 [11] (0:12.84)
Average Speed [km/h]	40.4	64.9	63.8	61.6	58.1	55.9
Top Speed [km/h]	61.0	66.9	66.2	63.6	60.4	57.6
Avg. Dist. to Rail [m]	15.3	4.0	0.7	0.7	1.0	2.7
Avg. Stride Freq. [Hz]	2.3	2.5	2.5	2.4	2.3	2.2
Avg. Stride Length [m]	4.4	7.2	7.2	7.2	6.9	7.0



- [ ] Ranking at each section and finish
- .-.- No data available at this section
- NA No data available

Track Rating: Heavy 8, Weather: Overcast, Rail Position: True

Section		Overall	1200m	1000m	800m	600m	400m	Last 600m				
Field Times		1:23.42 (0:11.45)	1:11.97 (0:11.52)	1:00.45 (0:11.81)	0:48.64 (0:12.22)	0:36.42 (0:12.04)	0:24.38 (0:12.02)	0:36.42				
Rank	TAB Horse/Jockey	Barrier	Top Speed [km/h]	Fastest Section	Distance Travelled [m]							
1	15 BOLSHEVIC ROAD Jake Bayliss	7	62.9 400m	0:11.67 200m	1:23.42 [1] (0:12.01)	1:11.41 [9] (0:11.81)	0:59.60 [9] (0:11.93)	0:47.67 [9] (0:12.05)	0:35.62 [9] (0:12.16)	0:23.46 [8] (0:11.79)	0:35.62	
2	11 HELLO LOVELY Martin Harley	14	63.7 Overall	0:11.46 Overall	1:23.65 [2] (0:11.46)	1:12.19 [2] (0:11.51)	1:00.68 [1] (0:11.81)	0:48.87 [1] (0:12.22)	0:36.65 [1] (0:12.15)	0:24.50 [2] (0:12.23)	0:36.65	+0
3	16 LIPAROTA Cejay Graham	5	62.2 1200m	0:11.76 1200m	1:23.70 [3] (0:11.83)	1:11.87 [8] (0:11.76)	1:00.11 [7] (0:11.95)	0:48.16 [6] (0:12.03)	0:36.13 [7] (0:12.14)	0:23.99 [5] (0:12.02)	0:36.13	-3
4	10 HEALTHY SUSPICION Chris Whiteley	3	61.7 1200m	0:11.61 Overall	1:23.88 [4] (0:11.61)	1:12.27 [5] (0:11.86)	1:00.41 [5] (0:11.95)	0:48.46 [5] (0:12.09)	0:36.37 [4] (0:12.17)	0:24.20 [4] (0:12.01)	0:36.37	+2
5	22 IN NO DOUBT Justin Huxtable	4	62.9 1200m	0:11.45 Overall	1:23.93 [5] (0:11.45)	1:12.48 [1] (0:11.54)	1:00.94 [2] (0:11.81)	0:49.13 [2] (0:12.21)	0:36.92 [2] (0:12.03)	0:24.89 [1] (0:12.02)	0:36.92	-4
6	6 USE YOUR ILLUSION Angela Jones	8	62.1 200m	0:11.80 Overall	1:23.95 [6] (0:11.80)	1:12.15 [6] (0:11.94)	1:00.21 [8] (0:11.92)	0:48.29 [8] (0:12.12)	0:36.17 [8] (0:12.30)	0:23.87 [10] (0:12.04)	0:36.17	+5
7	14 WIMOWEH Andrew Mallyon	10	63.7 1200m	0:11.60 Overall	1:24.09 [7] (0:11.60)	1:12.49 [4] (0:11.60)	1:00.89 [3] (0:11.93)	0:48.96 [3] (0:12.16)	0:36.80 [3] (0:12.17)	0:24.63 [3] (0:12.23)	0:36.80	+2
8	17 EVERYWHERE Vlad Duric	1	63.6 400m	0:11.60 Overall	1:24.16 [8] (0:11.60)	1:12.56 [3] (0:11.84)	1:00.72 [4] (0:11.96)	0:48.76 [4] (0:12.17)	0:36.59 [6] (0:12.21)	0:24.38 [6] (0:11.96)	0:36.59	+3
9	9 DEEP DRIVE Ron Stewart	11	61.9 200m	0:11.81 200m	1:24.32 [9] (0:12.14)	1:12.18 [12] (0:12.19)	0:59.99 [13] (0:11.93)	0:48.06 [12] (0:12.05)	0:36.01 [12] (0:12.18)	0:23.83 [13] (0:12.02)	0:36.01	+1
10	19 MISTER TUDOR Georgina Cartwright	13	63.2 1200m	0:11.88 1000m	1:24.35 [10] (0:12.21)	1:12.14 [13] (0:11.90)	1:00.24 [11] (0:11.88)	0:48.36 [11] (0:12.07)	0:36.29 [11] (0:12.02)	0:24.27 [9] (0:11.89)	0:36.29	-1

Scratched: Bate (#1), Butwedid (#2), First Man (#3), Victory Flame (#8), Mononym (#4), Sunshine Sally (#13), Alecia (#18), Rum Rumble (#23), Keep It Loki (#20)



**Ipswich QLD Professional**  
**Race 5: BARRIER REEF POOLS QTIS Three-Year-Old Maiden Plate - 1350m**  
 18 December 2024 - 16:18



Track Rating: Heavy 8, Weather: Overcast, Rail Position: True

Section		Overall	1200m	1000m	800m	600m	400m	Last 600m				
Field Times		1:23.42 (0:11.45)	1:11.97 (0:11.52)	1:00.45 (0:11.81)	0:48.64 (0:12.22)	0:36.42 (0:12.04)	0:24.38 (0:12.02)	0:36.42				
Rank	TAB Horse/Jockey	Barrier	Top Speed [km/h]	Fastest Section	Distance Travelled [m]							
11	12 POSSIBILITIES Damien Thornton	9	62.0 1200m	0:11.83 1000m	1:24.46 [11] (0:12.07)	1:12.39 [10] (0:11.98)	1:00.41 [10] (0:11.83)	0:48.58 [10] (0:12.10)	0:36.48 [10] (0:12.18)	0:24.30 [11] (0:12.04)	0:36.48	+2
12	21 ROTHELLY Samantha Collett	6	62.7 1200m	0:11.87 800m	1:24.61 [12] (0:12.46)	1:12.15 [14] (0:11.99)	1:00.16 [14] (0:12.09)	0:48.07 [14] (0:11.87)	0:36.20 [13] (0:12.06)	0:24.14 [12] (0:12.15)	0:36.20	+4
13	5 POSTMAN'S GAP Jace McMurray	2	60.7 800m	0:12.08 Overall	1:25.89 [13] (0:12.08)	1:13.81 [11] (0:12.19)	1:01.62 [12] (0:12.15)	0:49.47 [13] (0:12.08)	0:37.39 [14] (0:12.26)	0:25.13 [14] (0:12.31)	0:37.39	-3
14	7 VANGUARD LEGEND Jag Guthmann-Chester	12	63.0 1200m	0:11.74 1200m	1:26.62 [14] (0:11.83)	1:14.79 [7] (0:11.74)	1:03.05 [6] (0:11.98)	0:51.07 [7] (0:11.98)	0:39.09 [5] (0:12.35)	0:26.74 [7] (0:12.83)	0:39.09	+4

Scratched: Bate (#1), Butwedid (#2), First Man (#3), Victory Flame (#8), Mononym (#4), Sunshine Sally (#13), Alecia (#18), Rum Rumble (#23), Keep It Loki (#20)

[ ] Ranking at each section and finish  
 -:-:- No data available at this section  
 NA No data available

SCN Saddle cloth number  
 DNF Did not finish  
 DNT Did not track



**Ipswich QLD Professional**  
**Race 5: BARRIER REEF POOLS QTIS Three-Year-Old Maiden Plate - 1350m**  
 18 December 2024 - 16:18



Track Rating: Heavy 8, Weather: Overcast, Rail Position: True

Section				200m				Last 600m	
Field Times				0:12.36 (0:12.36)				0:36.42	
Rank	TAB	Horse/Jockey	Barrier	Top Speed [km/h]	Fastest Section	Margin			Distance Travelled [m]
1	15	<b>BOLSHEVIC ROAD</b> Jake Bayliss	7	62.9 400m	0:11.67 200m	0:11.67 [7] (0:11.67)	1:23.42		0:35.62
2	11	<b>HELLO LOVELY</b> Martin Harley	14	63.7 Overall	0:11.46 Overall	0:12.27 [2] (0:12.27)	1.38L		0:36.65 +0
3	16	<b>LIPAROTA</b> Cejay Graham	5	62.2 1200m	0:11.76 1200m	0:11.97 [5] (0:11.97)	1.63L		0:36.13 -3
4	10	<b>HEALTHY SUSPICION</b> Chris Whiteley	3	61.7 1200m	0:11.61 Overall	0:12.19 [4] (0:12.19)	2.69L		0:36.37 +2
5	22	<b>IN NO DOUBT</b> Justin Huxtable	4	62.9 1200m	0:11.45 Overall	0:12.87 [1] (0:12.87)	2.99L		0:36.92 -4
6	6	<b>USE YOUR ILLUSION</b> Angela Jones	8	62.1 200m	0:11.80 Overall	0:11.83 [9] (0:11.83)	3.12L		0:36.17 +5
7	14	<b>WIMOWEH</b> Andrew Mallyon	10	63.7 1200m	0:11.60 Overall	0:12.40 [3] (0:12.40)	3.94L		0:36.80 +2
8	17	<b>EVERYWHERE</b> Vlad Duric	1	63.6 400m	0:11.60 Overall	0:12.42 [6] (0:12.42)	4.35L		0:36.59 +3
9	9	<b>DEEP DRIVE</b> Ron Stewart	11	61.9 200m	0:11.81 200m	0:11.81 [11] (0:11.81)	5.3L		0:36.01 +1
10	19	<b>MISTER TUDOR</b> Georgina Cartwright	13	63.2 1200m	0:11.88 1000m	0:12.38 [8] (0:12.38)	5.49L		0:36.29 -1

Scratched: Bate (#1), Butwedid (#2), First Man (#3), Victory Flame (#8), Mononym (#4), Sunshine Sally (#13), Alecia (#18), Rum Rumble (#23), Keep It Loki (#20)

[ ] Ranking at each section and finish  
 -:-:- No data available at this section  
 NA No data available

SCN Saddle cloth number  
 DNF Did not finish  
 DNT Did not track





**Ipswich QLD Professional**  
**Race 5: BARRIER REEF POOLS QTIS Three-Year-Old Maiden Plate - 1350m**  
 18 December 2024 - 16:18



Track Rating: Heavy 8, Weather: Overcast, Rail Position: True

Section				200m				Last 600m		
Field Times				0:12.36 (0:12.36)				0:36.42		
Rank	TAB	Horse/Jockey	Barrier	Top Speed [km/h]	Fastest Section	Margin			Distance Travelled [m]	
11	12	<b>POSSIBILITIES</b>	9	62.0	0:11.83	0:12.26 [10]	6.1L		0:36.48	+2
		Damien Thornton		1200m	1000m	(0:12.26)				
12	21	<b>ROTHELly</b>	6	62.7	0:11.87	0:11.99 [12]	7.01L		0:36.20	+4
		Samantha Collett		1200m	800m	(0:11.99)				
13	5	<b>POSTMAN'S GAP</b>	2	60.7	0:12.08	0:12.82 [14]	14.54L		0:37.39	-3
		Jace McMurray		800m	Overall	(0:12.82)				
14	7	<b>VANGUARD LEGEND</b>	12	63.0	0:11.74	0:13.91 [13]	18.84L		0:39.09	+4
		Jag Guthmann-Chester		1200m	1200m	(0:13.91)				

Scratched: Bate (#1), Butwedid (#2), First Man (#3), Victory Flame (#8), Mononym (#4), Sunshine Sally (#13), Alecia (#18), Rum Rumble (#23), Keep It Loki (#20)

[ ] Ranking at each section and finish  
 -:-:- No data available at this section  
 NA No data available

SCN Saddle cloth number  
 DNF Did not finish  
 DNT Did not track



Horse/Jockey Name	Bolshevic Road
Final Rank	1
Fastest Section Time (Section)	0:11.67 (200m)
Top Speed [km/h] (Section)	62.9 (400m)
Race State	Finished



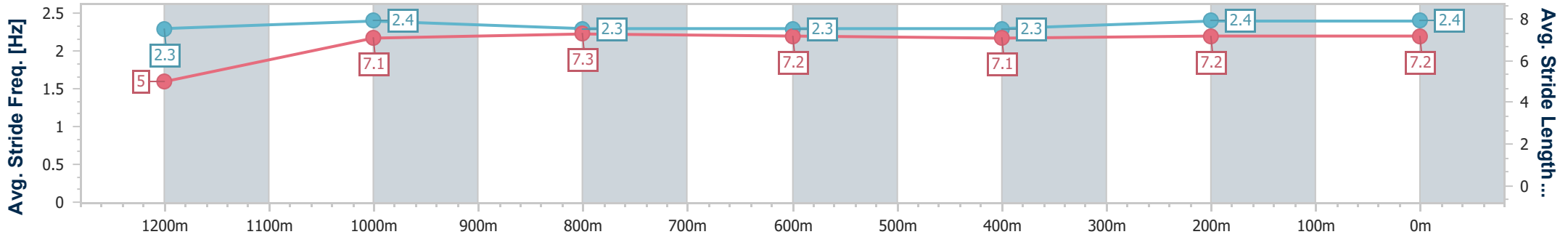
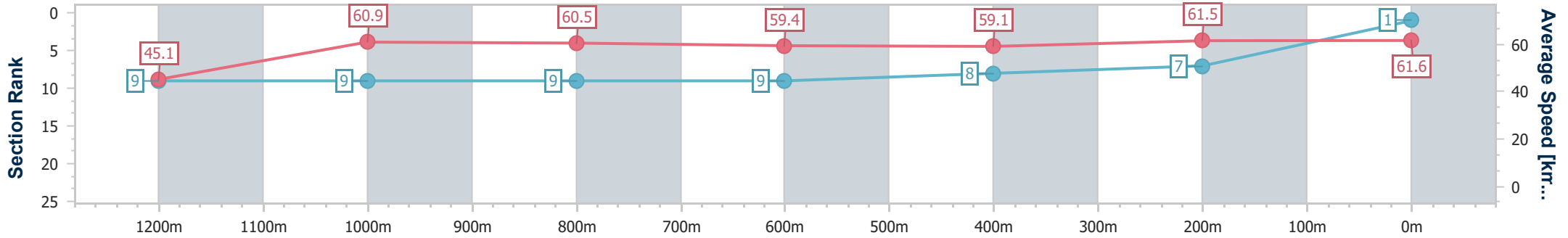
Ipswich QLD Professional  
 Race 5: BARRIER REEF POOLS QTIS Three-Year-Old Maiden  
 Plate - 1350m



18 December 2024 - 16:18

Track Rating: Heavy 8, Weather: Overcast, Rail Position: True

Section	Overall	1200m	1000m	800m	600m	400m	200m
Section Times	1:23.42 [1] (0:12.01)	1:11.41 [9] (0:11.81)	0:59.60 [9] (0:11.93)	0:47.67 [9] (0:12.05)	0:35.62 [9] (0:12.16)	0:23.46 [8] (0:11.79)	0:11.67 [7] (0:11.67)
Average Speed [km/h]	45.1	60.9	60.5	59.4	59.1	61.5	61.6
Top Speed [km/h]	61.9	62.6	61.5	61.2	60.3	62.9	62.8
Avg. Dist. to Rail [m]	9.0	2.4	0.3	1.0	0.4	3.1	5.4
Avg. Stride Freq. [Hz]	2.3	2.4	2.3	2.3	2.3	2.4	2.4
Avg. Stride Length [m]	5.0	7.1	7.3	7.2	7.1	7.2	7.2



- [ ] Ranking at each section and finish
- .-.- No data available at this section
- NA No data available



Horse/Jockey Name	Hello Lovely
Final Rank	2
Fastest Section Time (Section)	0:11.46 (Overall)
Top Speed [km/h] (Section)	63.7 (Overall)
Race State	Finished



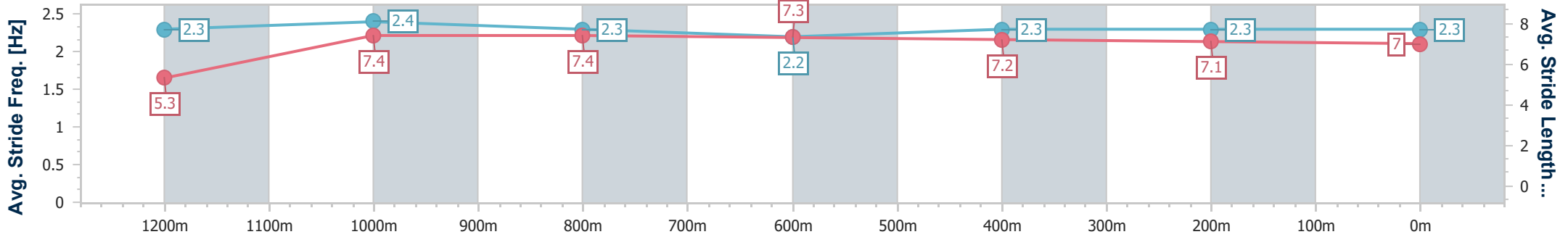
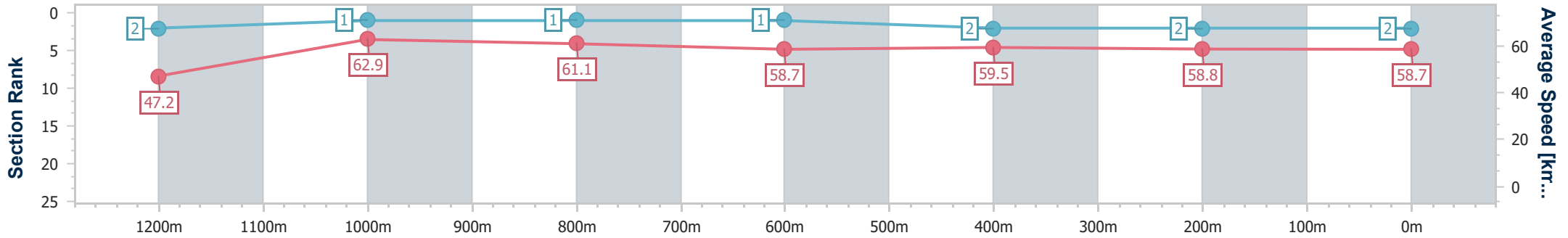
Ipswich QLD Professional  
Race 5: BARRIER REEF POOLS QTIS Three-Year-Old Maiden  
Plate - 1350m



18 December 2024 - 16:18

Track Rating: Heavy 8, Weather: Overcast, Rail Position: True

Section	Overall	1200m	1000m	800m	600m	400m	200m
Section Times	1:23.65 [2] (0:11.46)	1:12.19 [2] (0:11.51)	1:00.68 [1] (0:11.81)	0:48.87 [1] (0:12.22)	0:36.65 [1] (0:12.15)	0:24.50 [2] (0:12.23)	0:12.27 [2] (0:12.27)
Average Speed [km/h]	47.2	62.9	61.1	58.7	59.5	58.8	58.7
Top Speed [km/h]	63.7	63.6	62.3	60.3	60.8	60.7	59.6
Avg. Dist. to Rail [m]	15.7	4.7	0.7	0.2	0.5	0.5	1.2
Avg. Stride Freq. [Hz]	2.3	2.4	2.3	2.2	2.3	2.3	2.3
Avg. Stride Length [m]	5.3	7.4	7.4	7.3	7.2	7.1	7.0



- [ ] Ranking at each section and finish
- .-.- No data available at this section
- NA No data available



Horse/Jockey Name	Liparota
Final Rank	3
Fastest Section Time (Section)	0:11.76 (1200m)
Top Speed [km/h] (Section)	62.2 (1200m)
Race State	Finished



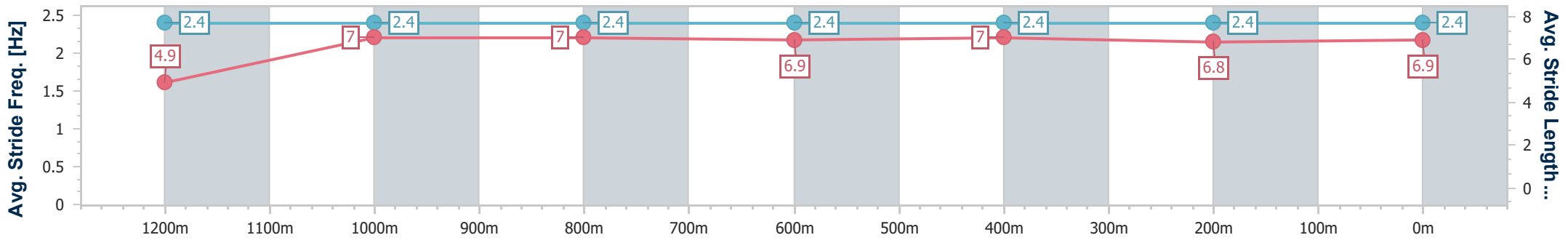
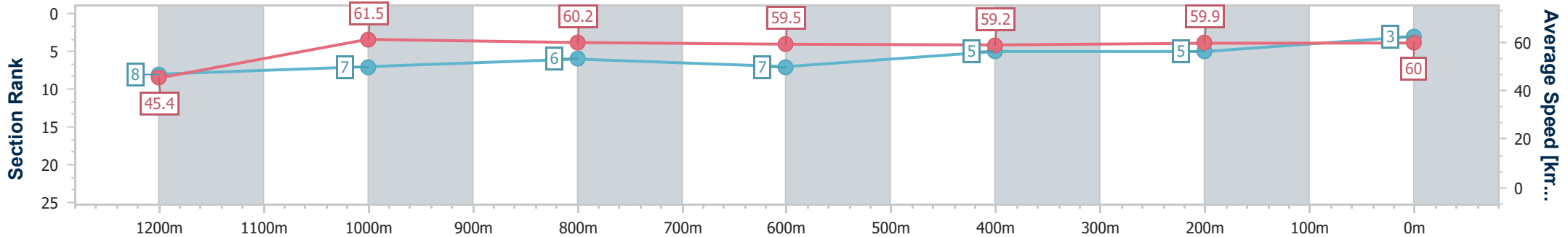
Ipswich QLD Professional  
Race 5: BARRIER REEF POOLS QTIS Three-Year-Old Maiden  
Plate - 1350m



18 December 2024 - 16:18

Track Rating: Heavy 8, Weather: Overcast, Rail Position: True

Section	Overall	1200m	1000m	800m	600m	400m	200m
Section Times	1:23.70 [3] (0:11.83)	1:11.87 [8] (0:11.76)	1:00.11 [7] (0:11.95)	0:48.16 [6] (0:12.03)	0:36.13 [7] (0:12.14)	0:23.99 [5] (0:12.02)	0:11.97 [5] (0:11.97)
Average Speed [km/h]	45.4	61.5	60.2	59.5	59.2	59.9	60.0
Top Speed [km/h]	60.8	62.2	61.3	61.6	60.0	60.5	60.8
Avg. Dist. to Rail [m]	8.8	3.6	0.5	0.7	0.8	0.7	0.6
Avg. Stride Freq. [Hz]	2.4	2.4	2.4	2.4	2.4	2.4	2.4
Avg. Stride Length [m]	4.9	7.0	7.0	6.9	7.0	6.8	6.9



- [ ] Ranking at each section and finish
- .-.- No data available at this section
- NA No data available



Horse/Jockey Name	Healthy Suspicion
Final Rank	4
Fastest Section Time (Section)	0:11.61 (Overall)
Top Speed [km/h] (Section)	61.7 (1200m)
Race State	Finished



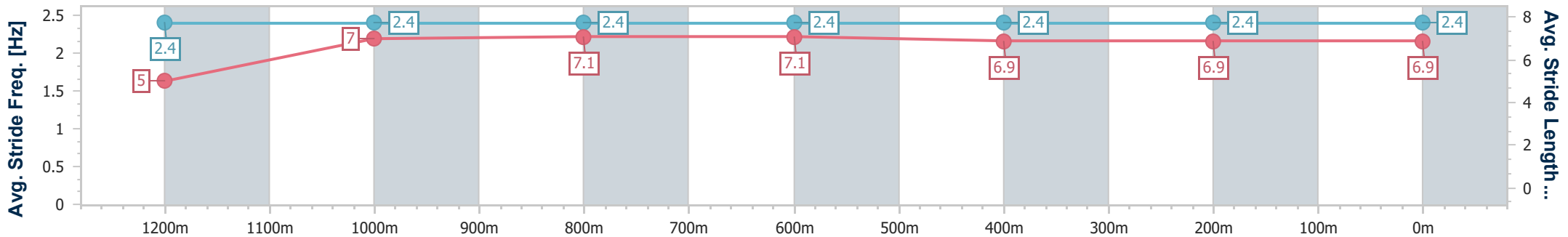
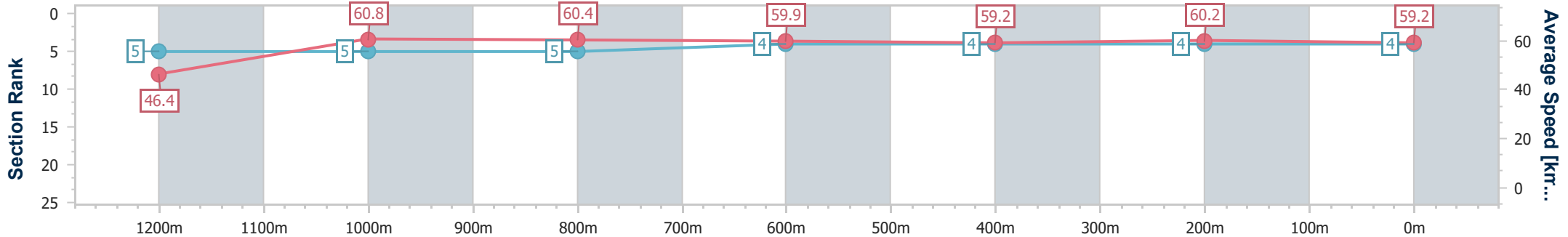
Ipswich QLD Professional  
 Race 5: BARRIER REEF POOLS QTIS Three-Year-Old Maiden  
 Plate - 1350m



18 December 2024 - 16:18

Track Rating: Heavy 8, Weather: Overcast, Rail Position: True

Section	Overall	1200m	1000m	800m	600m	400m	200m
Section Times	1:23.88 [4] (0:11.61)	1:12.27 [5] (0:11.86)	1:00.41 [5] (0:11.95)	0:48.46 [5] (0:12.09)	0:36.37 [4] (0:12.17)	0:24.20 [4] (0:12.01)	0:12.19 [4] (0:12.19)
Average Speed [km/h]	46.4	60.8	60.4	59.9	59.2	60.2	59.2
Top Speed [km/h]	61.4	61.7	61.1	60.5	60.5	60.9	60.9
Avg. Dist. to Rail [m]	6.6	4.0	1.3	0.6	0.5	2.5	5.0
Avg. Stride Freq. [Hz]	2.4	2.4	2.4	2.4	2.4	2.4	2.4
Avg. Stride Length [m]	5.0	7.0	7.1	7.1	6.9	6.9	6.9



- [ ] Ranking at each section and finish
- .-.- No data available at this section
- NA No data available



Horse/Jockey Name	In No Doubt
Final Rank	5
Fastest Section Time (Section)	0:11.45 (Overall)
Top Speed [km/h] (Section)	62.9 (1200m)
Race State	Finished



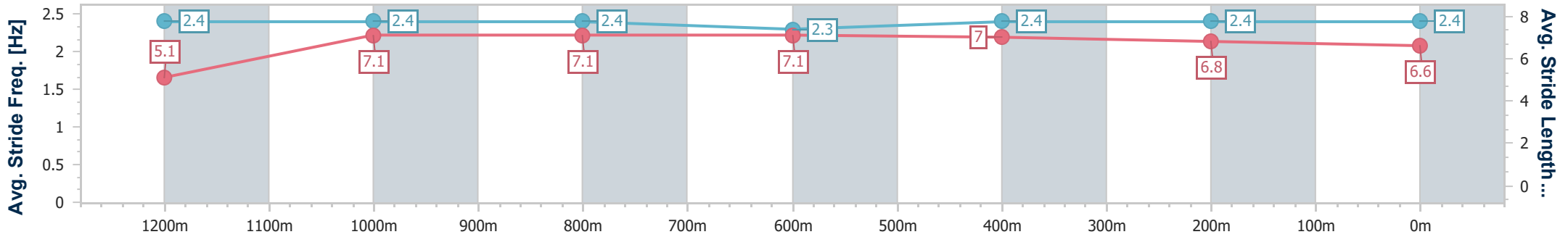
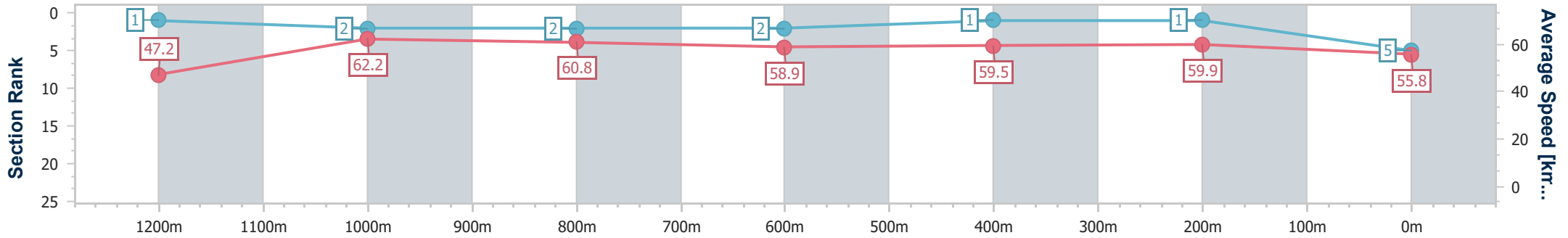
Ipswich QLD Professional  
 Race 5: BARRIER REEF POOLS QTIS Three-Year-Old Maiden  
 Plate - 1350m



18 December 2024 - 16:18

Track Rating: Heavy 8, Weather: Overcast, Rail Position: True

Section	Overall	1200m	1000m	800m	600m	400m	200m
Section Times	1:23.93 [5] (0:11.45)	1:12.48 [1] (0:11.54)	1:00.94 [2] (0:11.81)	0:49.13 [2] (0:12.21)	0:36.92 [2] (0:12.03)	0:24.89 [1] (0:12.02)	0:12.87 [1] (0:12.87)
Average Speed [km/h]	47.2	62.2	60.8	58.9	59.5	59.9	55.8
Top Speed [km/h]	62.7	62.9	62.1	60.1	61.4	62.1	59.3
Avg. Dist. to Rail [m]	7.2	2.9	0.8	1.2	1.0	0.7	0.7
Avg. Stride Freq. [Hz]	2.4	2.4	2.4	2.3	2.4	2.4	2.4
Avg. Stride Length [m]	5.1	7.1	7.1	7.1	7.0	6.8	6.6



- [ ] Ranking at each section and finish
- .-.- No data available at this section
- NA No data available



Horse/Jockey Name	Use Your Illusion
Final Rank	6
Fastest Section Time (Section)	0:11.80 (Overall)
Top Speed [km/h] (Section)	62.1 (200m)
Race State	Finished



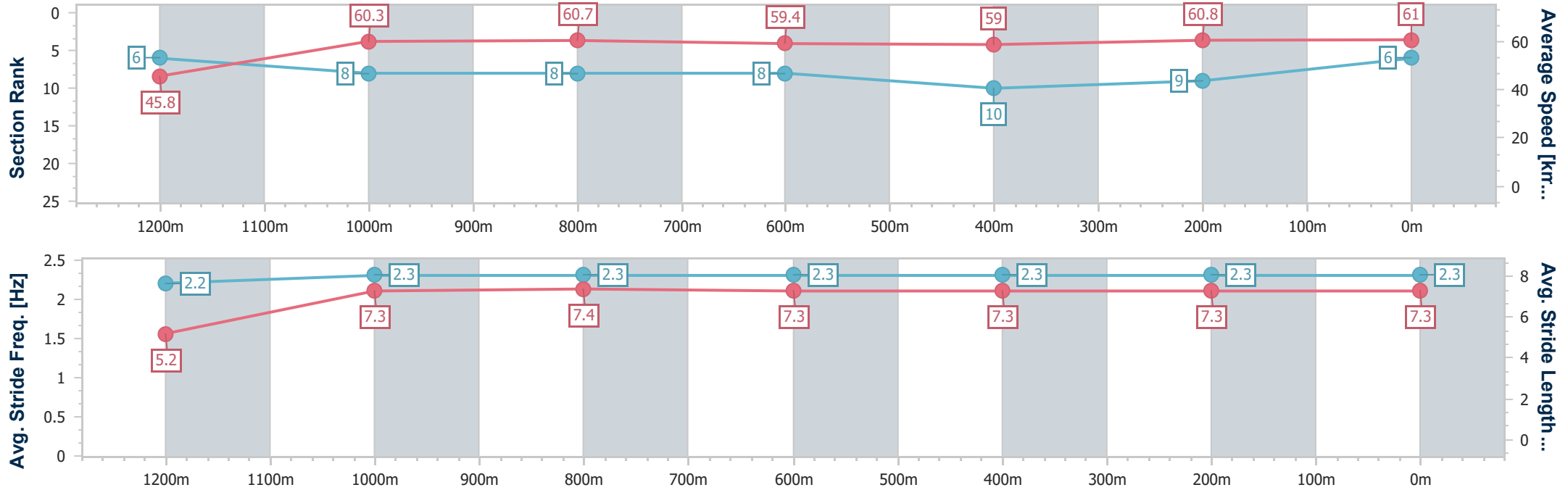
Ipswich QLD Professional  
 Race 5: BARRIER REEF POOLS QTIS Three-Year-Old Maiden  
 Plate - 1350m



18 December 2024 - 16:18

Track Rating: Heavy 8, Weather: Overcast, Rail Position: True

Section	Overall	1200m	1000m	800m	600m	400m	200m
Section Times	1:23.95 [6] (0:11.80)	1:12.15 [6] (0:11.94)	1:00.21 [8] (0:11.92)	0:48.29 [8] (0:12.12)	0:36.17 [8] (0:12.30)	0:23.87 [10] (0:12.04)	0:11.83 [9] (0:11.83)
Average Speed [km/h]	45.8	60.3	60.7	59.4	59.0	60.8	61.0
Top Speed [km/h]	61.3	61.4	61.3	60.3	60.4	62.1	62.1
Avg. Dist. to Rail [m]	10.5	4.2	0.9	0.5	1.9	4.9	7.7
Avg. Stride Freq. [Hz]	2.2	2.3	2.3	2.3	2.3	2.3	2.3
Avg. Stride Length [m]	5.2	7.3	7.4	7.3	7.3	7.3	7.3



- [ ] Ranking at each section and finish
- .-.- No data available at this section
- NA No data available



Horse/Jockey Name	Wimoweh
Final Rank	7
Fastest Section Time (Section)	0:11.60 (Overall)
Top Speed [km/h] (Section)	63.7 (1200m)
Race State	Finished



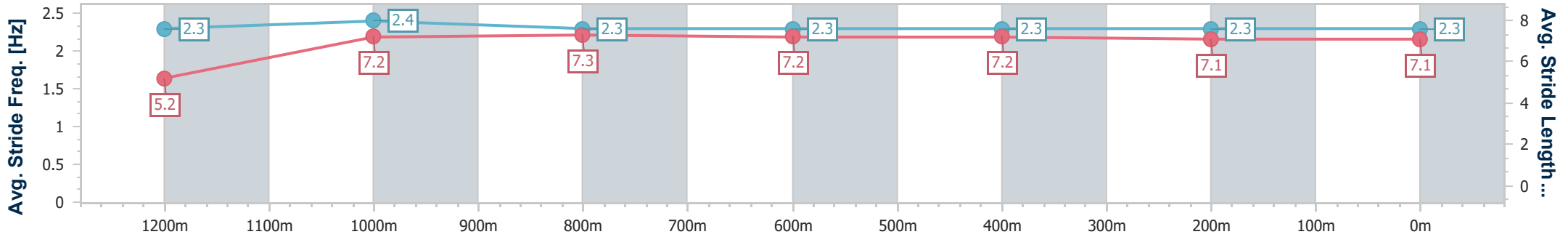
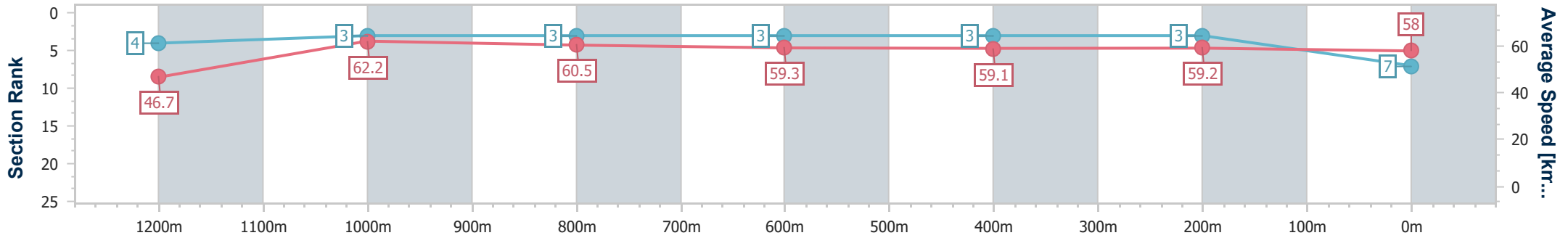
Ipswich QLD Professional  
Race 5: BARRIER REEF POOLS QTIS Three-Year-Old Maiden  
Plate - 1350m



18 December 2024 - 16:18

Track Rating: Heavy 8, Weather: Overcast, Rail Position: True

Section	Overall	1200m	1000m	800m	600m	400m	200m
Section Times	1:24.09 [7] (0:11.60)	1:12.49 [4] (0:11.60)	1:00.89 [3] (0:11.93)	0:48.96 [3] (0:12.16)	0:36.80 [3] (0:12.17)	0:24.63 [3] (0:12.23)	0:12.40 [3] (0:12.40)
Average Speed [km/h]	46.7	62.2	60.5	59.3	59.1	59.2	58.0
Top Speed [km/h]	63.0	63.7	61.2	60.4	59.7	59.5	59.7
Avg. Dist. to Rail [m]	12.4	4.6	1.3	0.7	0.6	1.5	3.2
Avg. Stride Freq. [Hz]	2.3	2.4	2.3	2.3	2.3	2.3	2.3
Avg. Stride Length [m]	5.2	7.2	7.3	7.2	7.2	7.1	7.1



- [ ] Ranking at each section and finish
- .-.- No data available at this section
- NA No data available





Horse/Jockey Name	Everywhere
Final Rank	8
Fastest Section Time (Section)	0:11.60 (Overall)
Top Speed [km/h] (Section)	63.6 (400m)
Race State	Finished



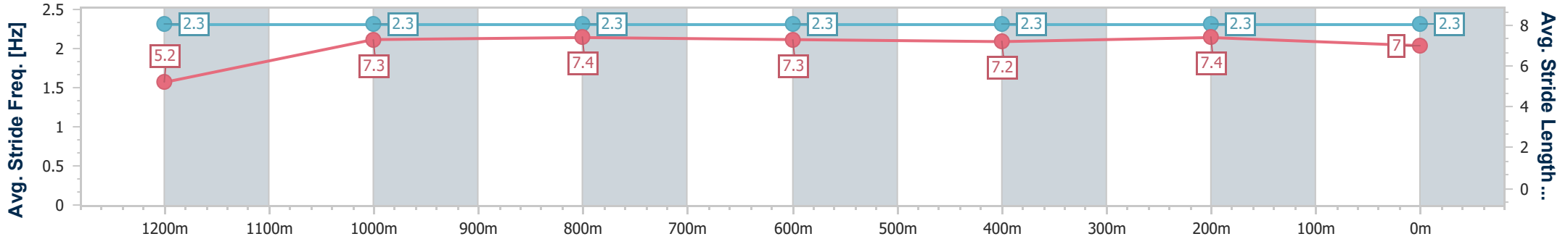
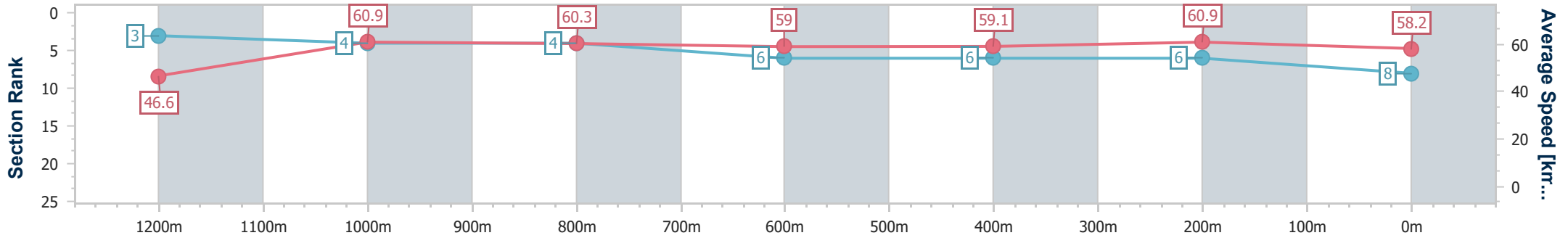
Ipswich QLD Professional  
 Race 5: BARRIER REEF POOLS QTIS Three-Year-Old Maiden  
 Plate - 1350m



18 December 2024 - 16:18

Track Rating: Heavy 8, Weather: Overcast, Rail Position: True

Section	Overall	1200m	1000m	800m	600m	400m	200m
Section Times	1:24.16 [8] (0:11.60)	1:12.56 [3] (0:11.84)	1:00.72 [4] (0:11.96)	0:48.76 [4] (0:12.17)	0:36.59 [6] (0:12.21)	0:24.38 [6] (0:11.96)	0:12.42 [6] (0:12.42)
Average Speed [km/h]	46.6	60.9	60.3	59.0	59.1	60.9	58.2
Top Speed [km/h]	63.0	63.0	62.5	60.8	60.8	63.6	61.1
Avg. Dist. to Rail [m]	5.8	3.8	0.6	0.6	0.9	4.4	8.0
Avg. Stride Freq. [Hz]	2.3	2.3	2.3	2.3	2.3	2.3	2.3
Avg. Stride Length [m]	5.2	7.3	7.4	7.3	7.2	7.4	7.0



- [ ] Ranking at each section and finish
- .-.- No data available at this section
- NA No data available



Horse/Jockey Name	Deep Drive
Final Rank	9
Fastest Section Time (Section)	0:11.81 (200m)
Top Speed [km/h] (Section)	61.9 (200m)
Race State	Finished



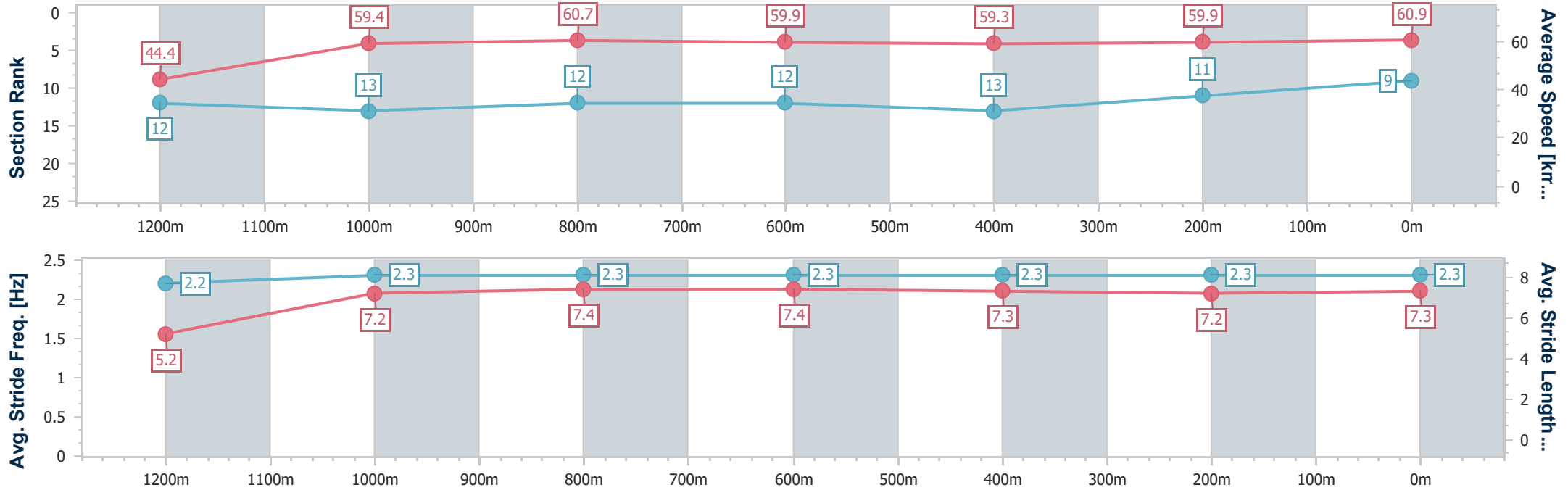
Ipswich QLD Professional  
Race 5: BARRIER REEF POOLS QTIS Three-Year-Old Maiden  
Plate - 1350m



18 December 2024 - 16:18

Track Rating: Heavy 8, Weather: Overcast, Rail Position: True

Section	Overall	1200m	1000m	800m	600m	400m	200m
Section Times	1:24.32 [9] (0:12.14)	1:12.18 [12] (0:12.19)	0:59.99 [13] (0:11.93)	0:48.06 [12] (0:12.05)	0:36.01 [12] (0:12.18)	0:23.83 [13] (0:12.02)	0:11.81 [11] (0:11.81)
Average Speed [km/h]	44.4	59.4	60.7	59.9	59.3	59.9	60.9
Top Speed [km/h]	59.2	60.1	61.6	60.8	59.9	61.1	61.9
Avg. Dist. to Rail [m]	13.8	5.9	1.5	0.6	0.6	0.7	2.2
Avg. Stride Freq. [Hz]	2.2	2.3	2.3	2.3	2.3	2.3	2.3
Avg. Stride Length [m]	5.2	7.2	7.4	7.4	7.3	7.2	7.3



- [ ] Ranking at each section and finish
- .-.- No data available at this section
- NA No data available



Horse/Jockey Name	Mister Tudor
Final Rank	10
Fastest Section Time (Section)	0:11.88 (1000m)
Top Speed [km/h] (Section)	63.2 (1200m)
Race State	Finished



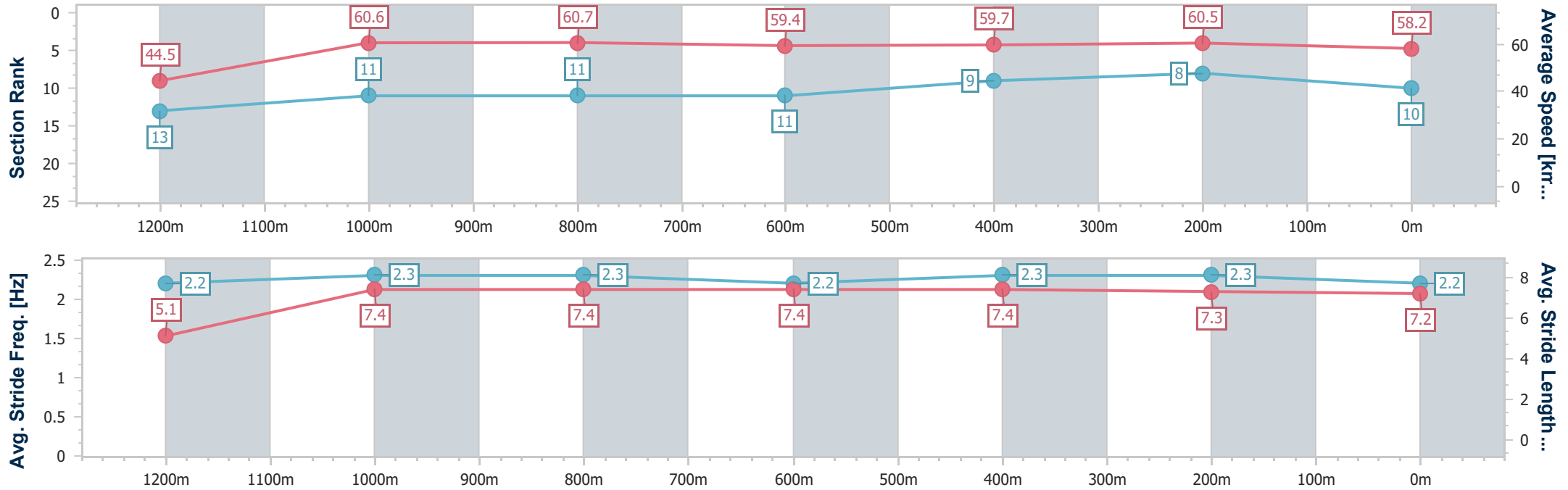
Ipswich QLD Professional  
 Race 5: BARRIER REEF POOLS QTIS Three-Year-Old Maiden  
 Plate - 1350m



18 December 2024 - 16:18

Track Rating: Heavy 8, Weather: Overcast, Rail Position: True

Section	Overall	1200m	1000m	800m	600m	400m	200m
Section Times	1:24.35 [10] (0:12.21)	1:12.14 [13] (0:11.90)	1:00.24 [11] (0:11.88)	0:48.36 [11] (0:12.07)	0:36.29 [11] (0:12.02)	0:24.27 [9] (0:11.89)	0:12.38 [8] (0:12.38)
Average Speed [km/h]	44.5	60.6	60.7	59.4	59.7	60.5	58.2
Top Speed [km/h]	61.6	63.2	62.3	60.8	60.9	61.2	59.9
Avg. Dist. to Rail [m]	12.6	3.5	0.4	0.5	0.7	1.2	4.6
Avg. Stride Freq. [Hz]	2.2	2.3	2.3	2.2	2.3	2.3	2.2
Avg. Stride Length [m]	5.1	7.4	7.4	7.4	7.4	7.3	7.2



- [ ] Ranking at each section and finish
- .-.- No data available at this section
- NA No data available



Horse/Jockey Name	Possibilities
Final Rank	11
Fastest Section Time (Section)	0:11.83 (1000m)
Top Speed [km/h] (Section)	62.0 (1200m)
Race State	Finished



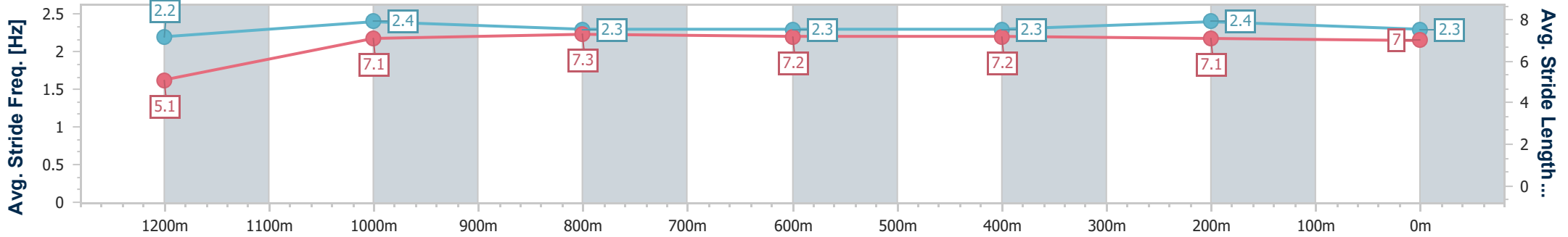
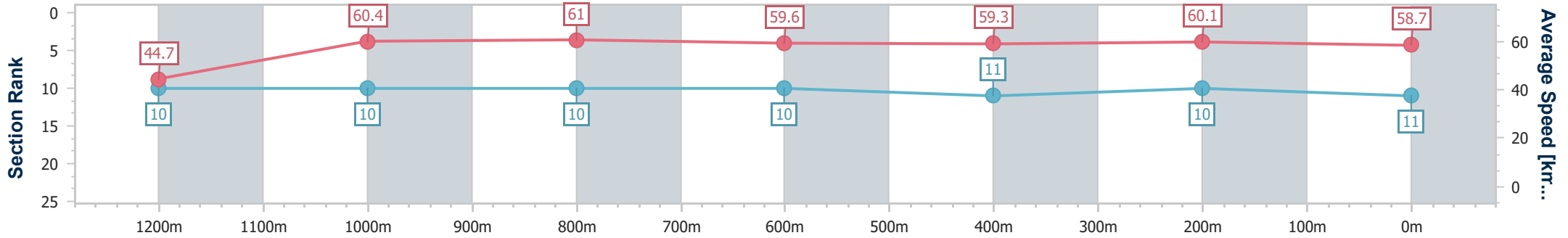
Ipswich QLD Professional  
 Race 5: BARRIER REEF POOLS QTIS Three-Year-Old Maiden  
 Plate - 1350m



18 December 2024 - 16:18

Track Rating: Heavy 8, Weather: Overcast, Rail Position: True

Section	Overall	1200m	1000m	800m	600m	400m	200m
Section Times	1:24.46 [11] (0:12.07)	1:12.39 [10] (0:11.98)	1:00.41 [10] (0:11.83)	0:48.58 [10] (0:12.10)	0:36.48 [10] (0:12.18)	0:24.30 [11] (0:12.04)	0:12.26 [10]
Average Speed [km/h]	44.7	60.4	61.0	59.6	59.3	60.1	58.7
Top Speed [km/h]	60.5	62.0	61.8	60.7	60.7	60.8	59.6
Avg. Dist. to Rail [m]	11.9	5.3	1.3	0.6	0.8	1.3	4.9
Avg. Stride Freq. [Hz]	2.2	2.4	2.3	2.3	2.3	2.4	2.3
Avg. Stride Length [m]	5.1	7.1	7.3	7.2	7.2	7.1	7.0



- [ ] Ranking at each section and finish
- .-.- No data available at this section
- NA No data available



Horse/Jockey Name	Rothelly
Final Rank	12
Fastest Section Time (Section)	0:11.87 (800m)
Top Speed [km/h] (Section)	62.7 (1200m)
Race State	Finished



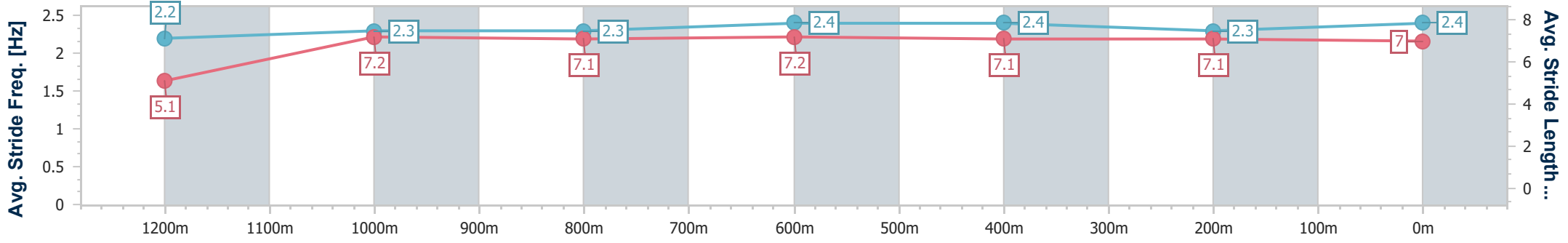
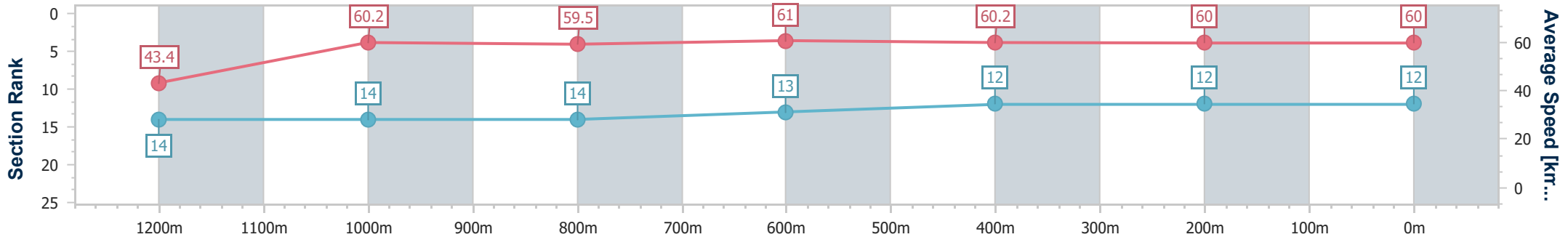
Ipswich QLD Professional  
Race 5: BARRIER REEF POOLS QTIS Three-Year-Old Maiden  
Plate - 1350m



18 December 2024 - 16:18

Track Rating: Heavy 8, Weather: Overcast, Rail Position: True

Section	Overall	1200m	1000m	800m	600m	400m	200m
Section Times	1:24.61 [12] (0:12.46)	1:12.15 [14] (0:11.99)	1:00.16 [14] (0:12.09)	0:48.07 [14] (0:11.87)	0:36.20 [13] (0:12.06)	0:24.14 [12] (0:12.15)	0:11.99 [12] (0:11.99)
Average Speed [km/h]	43.4	60.2	59.5	61.0	60.2	60.0	60.0
Top Speed [km/h]	60.5	62.7	61.6	61.7	60.8	60.6	60.5
Avg. Dist. to Rail [m]	7.5	3.2	0.8	1.1	2.0	3.9	8.0
Avg. Stride Freq. [Hz]	2.2	2.3	2.3	2.4	2.4	2.3	2.4
Avg. Stride Length [m]	5.1	7.2	7.1	7.2	7.1	7.1	7.0



- [ ] Ranking at each section and finish
- .-.- No data available at this section
- NA No data available



Horse/Jockey Name	Postman's Gap
Final Rank	13
Fastest Section Time (Section)	0:12.08 (Overall)
Top Speed [km/h] (Section)	60.7 (800m)
Race State	Finished



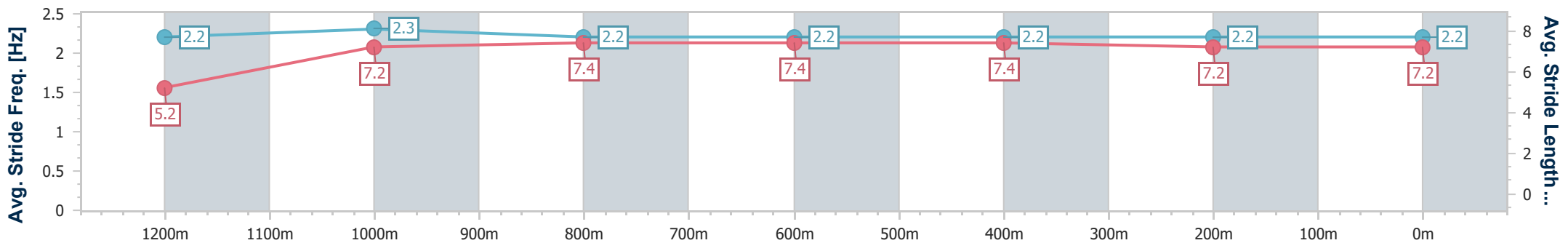
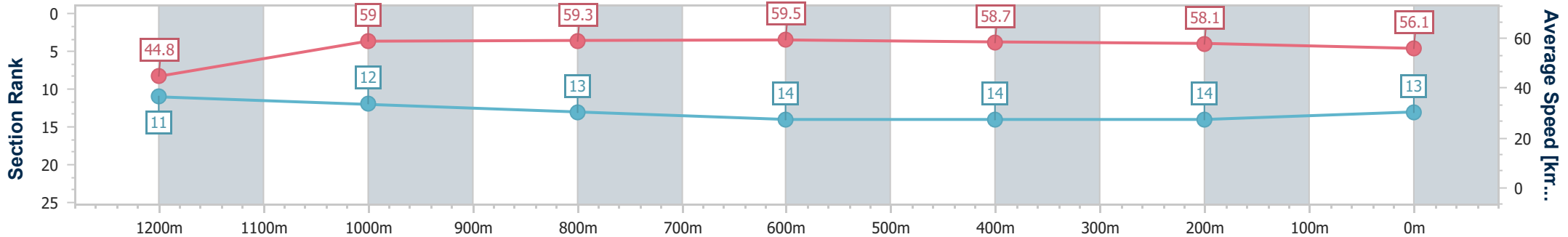
Ipswich QLD Professional  
 Race 5: BARRIER REEF POOLS QTIS Three-Year-Old Maiden  
 Plate - 1350m



18 December 2024 - 16:18

Track Rating: Heavy 8, Weather: Overcast, Rail Position: True

Section	Overall	1200m	1000m	800m	600m	400m	200m
Section Times	1:25.89 [13] (0:12.08)	1:13.81 [11] (0:12.19)	1:01.62 [12] (0:12.15)	0:49.47 [13] (0:12.08)	0:37.39 [14] (0:12.26)	0:25.13 [14] (0:12.31)	0:12.82 [14] (0:12.82)
Average Speed [km/h]	44.8	59.0	59.3	59.5	58.7	58.1	56.1
Top Speed [km/h]	59.6	60.1	60.7	60.7	59.0	59.3	59.3
Avg. Dist. to Rail [m]	6.0	2.6	0.3	0.3	0.7	0.9	1.0
Avg. Stride Freq. [Hz]	2.2	2.3	2.2	2.2	2.2	2.2	2.2
Avg. Stride Length [m]	5.2	7.2	7.4	7.4	7.4	7.2	7.2



- [ ] Ranking at each section and finish
- .-.- No data available at this section
- NA No data available



Horse/Jockey Name	Vanguard Legend
Final Rank	14
Fastest Section Time (Section)	0:11.74 (1200m)
Top Speed [km/h] (Section)	63.0 (1200m)
Race State	Finished



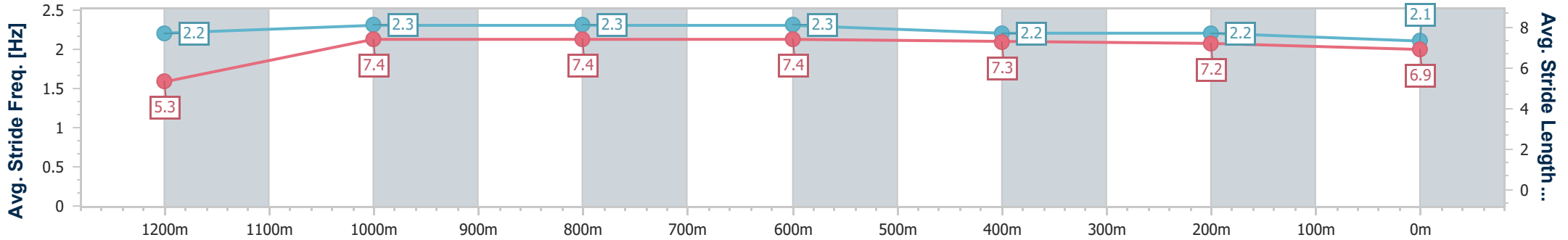
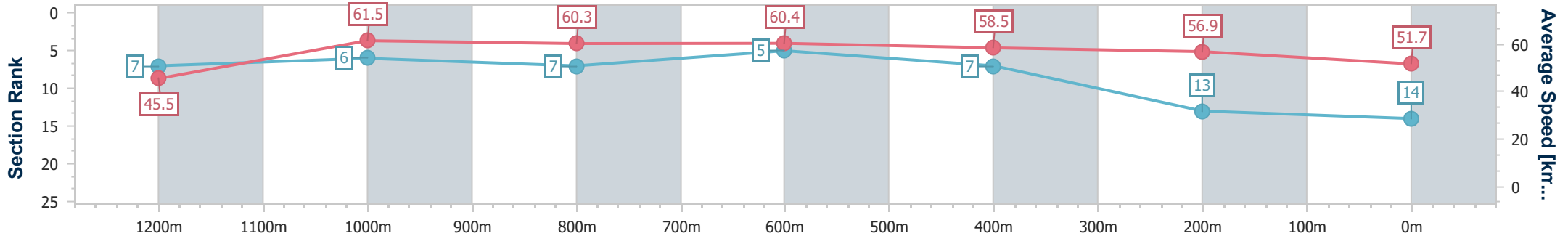
Ipswich QLD Professional  
Race 5: BARRIER REEF POOLS QTIS Three-Year-Old Maiden  
Plate - 1350m



18 December 2024 - 16:18

Track Rating: Heavy 8, Weather: Overcast, Rail Position: True

Section	Overall	1200m	1000m	800m	600m	400m	200m
Section Times	1:26.62 [14] (0:11.83)	1:14.79 [7] (0:11.74)	1:03.05 [6] (0:11.98)	0:51.07 [7] (0:11.98)	0:39.09 [5] (0:12.35)	0:26.74 [7] (0:12.83)	0:13.91 [13] (0:13.91)
Average Speed [km/h]	45.5	61.5	60.3	60.4	58.5	56.9	51.7
Top Speed [km/h]	62.6	63.0	61.0	60.8	60.0	58.4	56.3
Avg. Dist. to Rail [m]	13.9	4.7	1.3	1.0	1.1	3.4	3.7
Avg. Stride Freq. [Hz]	2.2	2.3	2.3	2.3	2.2	2.2	2.1
Avg. Stride Length [m]	5.3	7.4	7.4	7.4	7.3	7.2	6.9



- [ ] Ranking at each section and finish
- .-.- No data available at this section
- NA No data available



**Ipswich QLD Professional**  
**Race 6: HARMONY BATHROOM PRODUCTS BENCHMARK 75 Handicap**  
**- 1200m**  
**18 December 2024 - 16:48**



Track Rating: Heavy 9, Weather: Overcast, Rail Position: True

Section		Field Times										Last 600m	
		Overall	1000m	800m	600m	400m	200m						0:35.43
		1:12.22 (0:14.03)	0:58.19 (0:11.16)	0:47.03 (0:11.60)	0:35.43 (0:11.96)	0:23.47 (0:11.86)	0:11.61 (0:11.61)						
Rank	TAB Horse/Jockey	Barrier	Top Speed [km/h]	Fastest Section								Margin	Distance Travelled [m]
1	5 <b>ROLL UP</b> Cejay Graham	8	64.6 1000m	0:11.42 1000m	1:12.22 [1] (0:14.27)	0:57.95 [4] (0:11.42)	0:46.53 [5] (0:11.58)	0:34.95 [6] (0:11.82)	0:23.13 [5] (0:11.63)	0:11.50 [5] (0:11.50)	1:12.22	0:34.95	
2	4 <b>HE'S HEAVEN</b> Samantha Collett	1	65.9 1000m	0:11.17 1000m	1:12.24 [2] (0:14.43)	0:57.81 [5] (0:11.17)	0:46.64 [4] (0:11.47)	0:35.17 [3] (0:11.91)	0:23.26 [4] (0:11.79)	0:11.47 [6] (0:11.47)	0.12L	0:35.17	-2
3	9 <b>BALTRAY</b> Georgina Cartwright	5	64.8 1000m	0:11.35 1000m	1:12.57 [3] (0:14.76)	0:57.81 [8] (0:11.35)	0:46.46 [8] (0:11.43)	0:35.03 [8] (0:11.80)	0:23.23 [8] (0:11.61)	0:11.62 [7] (0:11.62)	2.09L	0:35.03	-1
4	6 <b>CENTRE BOUNCE</b> Martin Harley	4	65.6 1000m	0:11.20 1000m	1:12.58 [4] (0:14.67)	0:57.91 [7] (0:11.20)	0:46.71 [7] (0:11.40)	0:35.31 [5] (0:11.85)	0:23.46 [6] (0:11.49)	0:11.97 [1] (0:11.97)	2.16L	0:35.31	-4
5	7 <b>MILTON ROAD</b> Andrew Mallyon	6	65.2 1000m	0:11.32 1000m	1:12.63 [5] (0:14.20)	0:58.43 [3] (0:11.32)	0:47.11 [3] (0:11.56)	0:35.55 [4] (0:11.83)	0:23.72 [3] (0:11.73)	0:11.99 [3] (0:11.99)	2.44L	0:35.55	+2
6	1 <b>MILL ROSSA</b> Bailey Wheeler	7	65.8 1000m	0:11.21 1000m	1:12.71 [6] (0:14.08)	0:58.63 [2] (0:11.21)	0:47.42 [2] (0:11.61)	0:35.81 [2] (0:11.88)	0:23.93 [2] (0:11.83)	0:12.10 [2] (0:12.10)	2.9L	0:35.81	+1
7	3 <b>ELLA TE AMA</b> Jace McMurray	3	64.8 1000m	0:11.38 1000m	1:12.83 [7] (0:14.45)	0:58.38 [6] (0:11.38)	0:47.00 [6] (0:11.52)	0:35.48 [7] (0:11.85)	0:23.63 [7] (0:11.82)	0:11.81 [8] (0:11.81)	3.59L	0:35.48	-1
8	11 <b>UPSTART LEGEND</b> Angela Jones	2	65.6 1000m	0:11.16 1000m	1:12.88 [8] (0:14.03)	0:58.85 [1] (0:11.16)	0:47.69 [1] (0:11.60)	0:36.09 [1] (0:11.96)	0:24.13 [1] (0:11.92)	0:12.21 [4] (0:12.21)	3.88L	0:36.09	-1

Scratched: Magic In Me (#10), Amigo (#2), Magnus Bellagio (#8)

[ ] Ranking at each section and finish  
 -:-:- No data available at this section  
 NA No data available

SCN Saddle cloth number  
 DNF Did not finish  
 DNT Did not track





Horse/Jockey Name	Roll Up
Final Rank	1
Fastest Section Time (Section)	0:11.42 (1000m)
Top Speed [km/h] (Section)	64.6 (1000m)
Race State	Finished



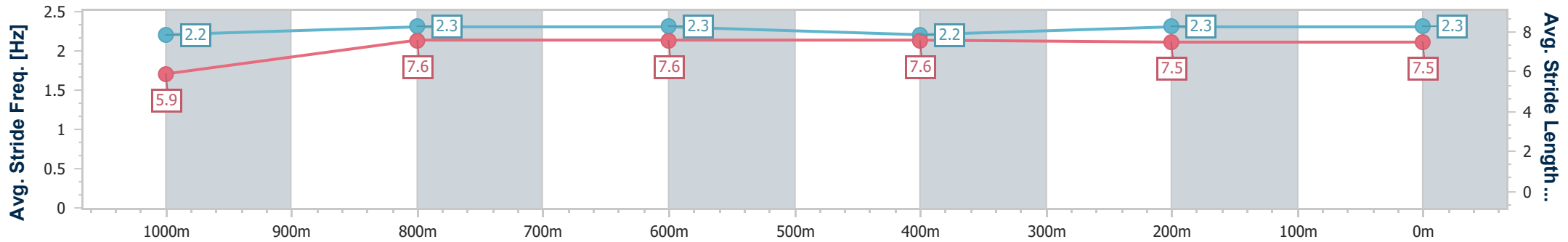
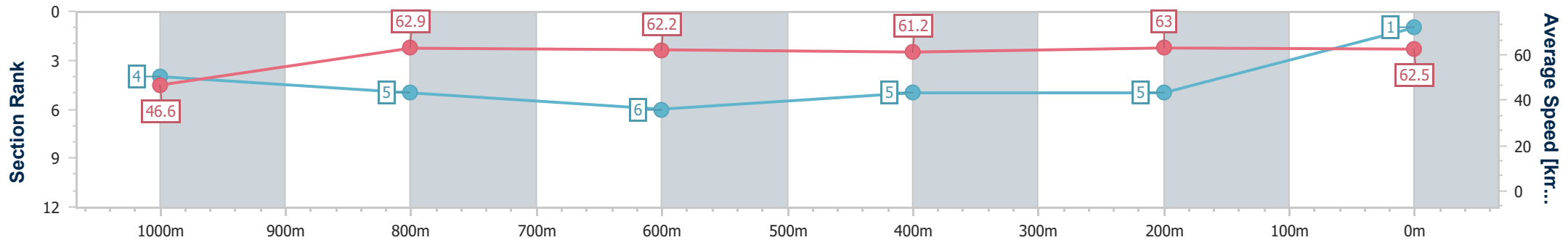
Ipswich QLD Professional  
 Race 6: HARMONY BATHROOM PRODUCTS BENCHMARK 75  
 Handicap - 1200m



18 December 2024 - 16:48

Track Rating: Heavy 9, Weather: Overcast, Rail Position: True

Section	Overall	1000m	800m	600m	400m	200m
Section Times	1:12.22 [1] (0:14.27)	0:57.95 [4] (0:11.42)	0:46.53 [5] (0:11.58)	0:34.95 [6] (0:11.82)	0:23.13 [5] (0:11.63)	0:11.50 [5] (0:11.50)
Average Speed [km/h]	46.6	62.9	62.2	61.2	63.0	62.5
Top Speed [km/h]	59.9	64.6	64.1	63.7	63.5	64.1
Avg. Dist. to Rail [m]	12.2	3.4	2.0	1.9	3.8	6.2
Avg. Stride Freq. [Hz]	2.2	2.3	2.3	2.2	2.3	2.3
Avg. Stride Length [m]	5.9	7.6	7.6	7.6	7.5	7.5



- [ ] Ranking at each section and finish
- .-.- No data available at this section
- NA No data available



Horse/Jockey Name	He's Heaven
Final Rank	2
Fastest Section Time (Section)	0:11.17 (1000m)
Top Speed [km/h] (Section)	65.9 (1000m)
Race State	Finished



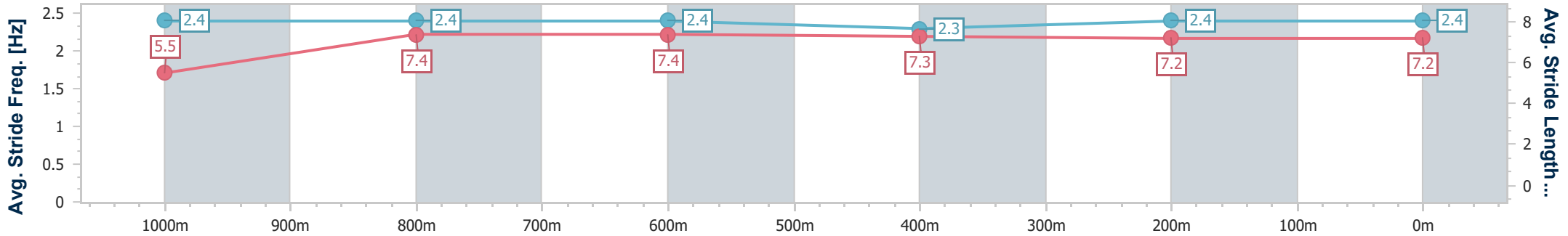
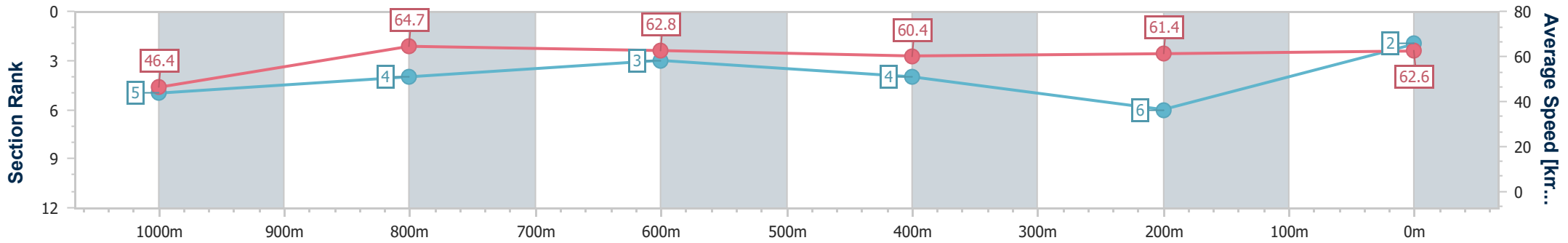
Ipswich QLD Professional  
 Race 6: HARMONY BATHROOM PRODUCTS BENCHMARK 75  
 Handicap - 1200m



18 December 2024 - 16:48

Track Rating: Heavy 9, Weather: Overcast, Rail Position: True

Section	Overall	1000m	800m	600m	400m	200m
Section Times	1:12.24 [2] (0:14.43)	0:57.81 [5] (0:11.17)	0:46.64 [4] (0:11.47)	0:35.17 [3] (0:11.91)	0:23.26 [4] (0:11.79)	0:11.47 [6] (0:11.47)
Average Speed [km/h]	46.4	64.7	62.8	60.4	61.4	62.6
Top Speed [km/h]	60.5	65.9	65.1	63.5	62.1	63.8
Avg. Dist. to Rail [m]	5.4	0.5	0.3	0.3	1.5	3.4
Avg. Stride Freq. [Hz]	2.4	2.4	2.4	2.3	2.4	2.4
Avg. Stride Length [m]	5.5	7.4	7.4	7.3	7.2	7.2



- [ ] Ranking at each section and finish
- .-.- No data available at this section
- NA No data available



Horse/Jockey Name	Baltray
Final Rank	3
Fastest Section Time (Section)	0:11.35 (1000m)
Top Speed [km/h] (Section)	64.8 (1000m)
Race State	Finished



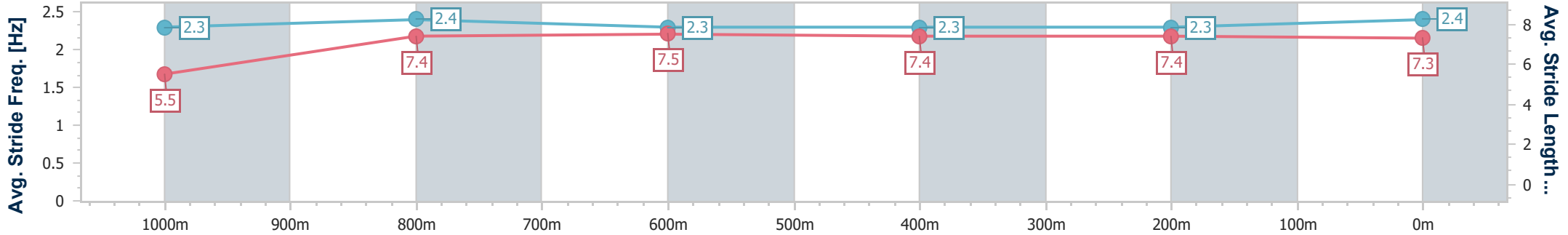
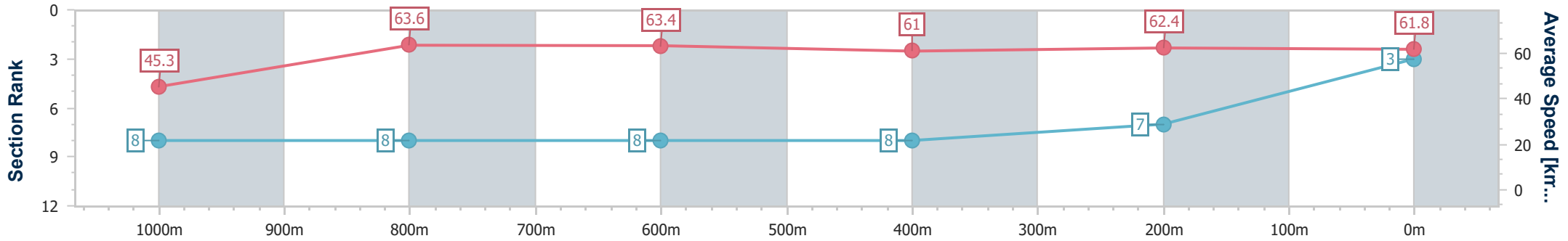
Ipswich QLD Professional  
 Race 6: HARMONY BATHROOM PRODUCTS BENCHMARK 75  
 Handicap - 1200m



18 December 2024 - 16:48

Track Rating: Heavy 9, Weather: Overcast, Rail Position: True

Section	Overall	1000m	800m	600m	400m	200m
Section Times	1:12.57 [3] (0:14.76)	0:57.81 [8] (0:11.35)	0:46.46 [8] (0:11.43)	0:35.03 [8] (0:11.80)	0:23.23 [8] (0:11.61)	0:11.62 [7] (0:11.62)
Average Speed [km/h]	45.3	63.6	63.4	61.0	62.4	61.8
Top Speed [km/h]	59.2	64.8	64.3	63.9	63.3	63.8
Avg. Dist. to Rail [m]	8.5	1.9	0.4	0.4	2.9	7.1
Avg. Stride Freq. [Hz]	2.3	2.4	2.3	2.3	2.3	2.4
Avg. Stride Length [m]	5.5	7.4	7.5	7.4	7.4	7.3



- [ ] Ranking at each section and finish
- .-.- No data available at this section
- NA No data available



Horse/Jockey Name	Centre Bounce
Final Rank	4
Fastest Section Time (Section)	0:11.20 (1000m)
Top Speed [km/h] (Section)	65.6 (1000m)
Race State	Finished



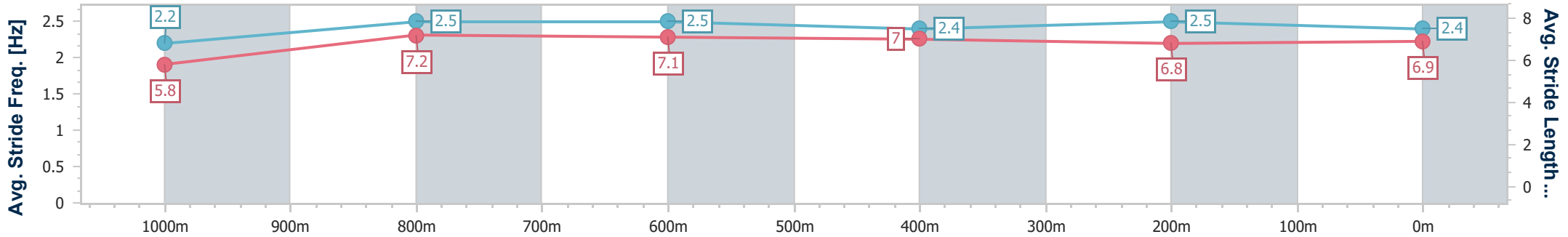
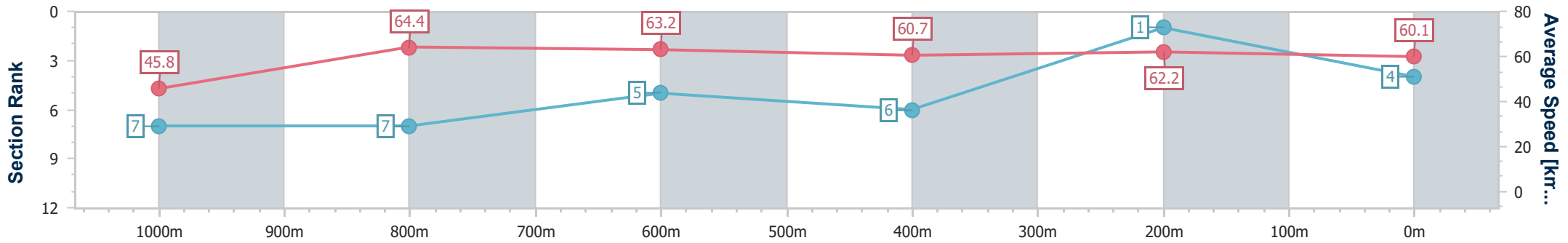
Ipswich QLD Professional  
 Race 6: HARMONY BATHROOM PRODUCTS BENCHMARK 75  
 Handicap - 1200m



18 December 2024 - 16:48

Track Rating: Heavy 9, Weather: Overcast, Rail Position: True

Section	Overall	1000m	800m	600m	400m	200m
Section Times	1:12.58 [4] (0:14.67)	0:57.91 [7] (0:11.20)	0:46.71 [7] (0:11.40)	0:35.31 [5] (0:11.85)	0:23.46 [6] (0:11.49)	0:11.97 [1] (0:11.97)
Average Speed [km/h]	45.8	64.4	63.2	60.7	62.2	60.1
Top Speed [km/h]	59.9	65.6	65.1	63.9	63.4	63.5
Avg. Dist. to Rail [m]	6.9	0.4	0.2	0.5	0.9	0.6
Avg. Stride Freq. [Hz]	2.2	2.5	2.5	2.4	2.5	2.4
Avg. Stride Length [m]	5.8	7.2	7.1	7.0	6.8	6.9



- [ ] Ranking at each section and finish
- .-.- No data available at this section
- NA No data available



Horse/Jockey Name	Milton Road
Final Rank	5
Fastest Section Time (Section)	0:11.32 (1000m)
Top Speed [km/h] (Section)	65.2 (1000m)
Race State	Finished



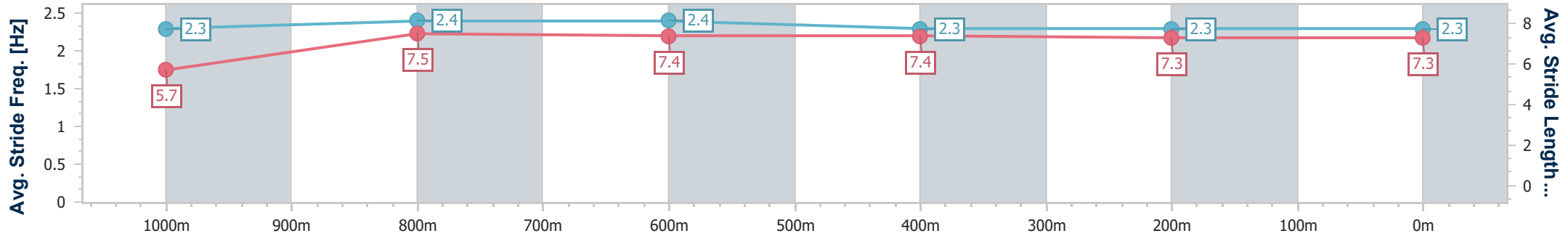
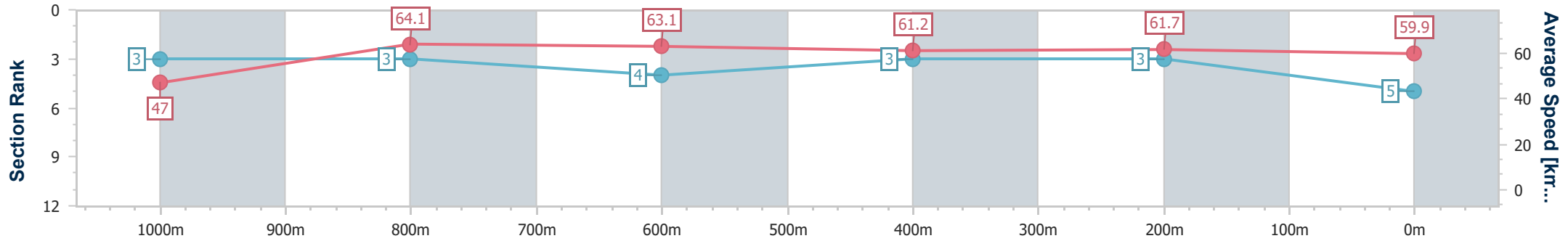
Ipswich QLD Professional  
 Race 6: HARMONY BATHROOM PRODUCTS BENCHMARK 75  
 Handicap - 1200m



18 December 2024 - 16:48

Track Rating: Heavy 9, Weather: Overcast, Rail Position: True

Section	Overall	1000m	800m	600m	400m	200m
Section Times	1:12.63 [5] (0:14.20)	0:58.43 [3] (0:11.32)	0:47.11 [3] (0:11.56)	0:35.55 [4] (0:11.83)	0:23.72 [3] (0:11.73)	0:11.99 [3] (0:11.99)
Average Speed [km/h]	47.0	64.1	63.1	61.2	61.7	59.9
Top Speed [km/h]	60.6	65.2	64.6	63.6	62.7	62.8
Avg. Dist. to Rail [m]	10.1	2.6	1.6	1.6	2.9	5.5
Avg. Stride Freq. [Hz]	2.3	2.4	2.4	2.3	2.3	2.3
Avg. Stride Length [m]	5.7	7.5	7.4	7.4	7.3	7.3



- [ ] Ranking at each section and finish
- .-.- No data available at this section
- NA No data available



Horse/Jockey Name	Mill Rossa
Final Rank	6
Fastest Section Time (Section)	0:11.21 (1000m)
Top Speed [km/h] (Section)	65.8 (1000m)
Race State	Finished



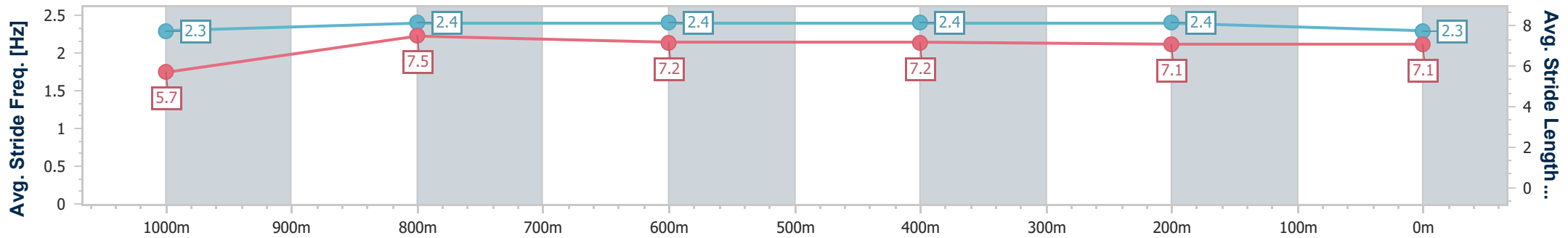
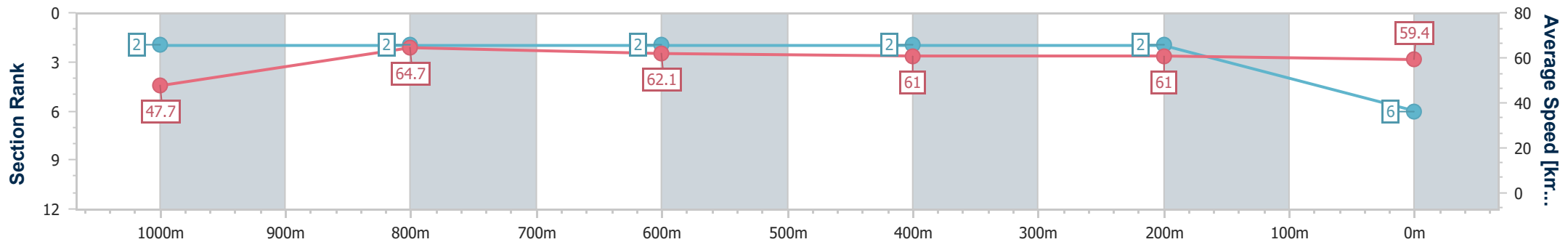
Ipswich QLD Professional  
 Race 6: HARMONY BATHROOM PRODUCTS BENCHMARK 75  
 Handicap - 1200m



18 December 2024 - 16:48

Track Rating: Heavy 9, Weather: Overcast, Rail Position: True

Section	Overall	1000m	800m	600m	400m	200m
Section Times	1:12.71 [6] (0:14.08)	0:58.63 [2] (0:11.21)	0:47.42 [2] (0:11.61)	0:35.81 [2] (0:11.88)	0:23.93 [2] (0:11.83)	0:12.10 [2] (0:12.10)
Average Speed [km/h]	47.7	64.7	62.1	61.0	61.0	59.4
Top Speed [km/h]	61.7	65.8	65.5	63.1	61.9	62.0
Avg. Dist. to Rail [m]	11.5	3.5	1.0	0.6	1.6	3.5
Avg. Stride Freq. [Hz]	2.3	2.4	2.4	2.4	2.4	2.3
Avg. Stride Length [m]	5.7	7.5	7.2	7.2	7.1	7.1



- [ ] Ranking at each section and finish
- .-.- No data available at this section
- NA No data available



Horse/Jockey Name	Ella Te Ama
Final Rank	7
Fastest Section Time (Section)	0:11.38 (1000m)
Top Speed [km/h] (Section)	64.8 (1000m)
Race State	Finished



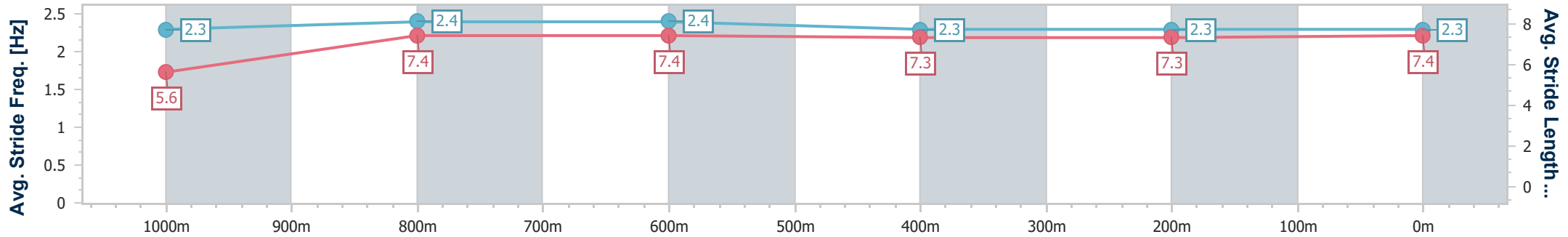
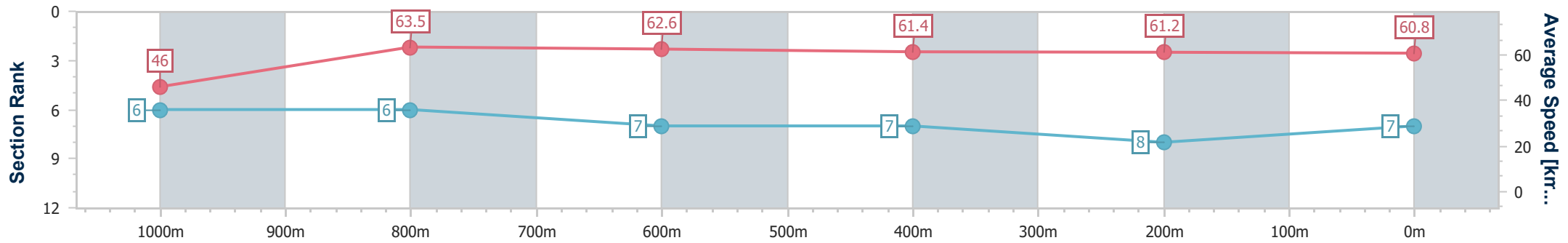
Ipswich QLD Professional  
 Race 6: HARMONY BATHROOM PRODUCTS BENCHMARK 75  
 Handicap - 1200m



18 December 2024 - 16:48

Track Rating: Heavy 9, Weather: Overcast, Rail Position: True

Section	Overall	1000m	800m	600m	400m	200m
Section Times	1:12.83 [7] (0:14.45)	0:58.38 [6] (0:11.38)	0:47.00 [6] (0:11.52)	0:35.48 [7] (0:11.85)	0:23.63 [7] (0:11.82)	0:11.81 [8] (0:11.81)
Average Speed [km/h]	46.0	63.5	62.6	61.4	61.2	60.8
Top Speed [km/h]	60.1	64.8	64.4	63.5	62.1	62.8
Avg. Dist. to Rail [m]	7.8	2.0	0.5	0.5	2.5	4.8
Avg. Stride Freq. [Hz]	2.3	2.4	2.4	2.3	2.3	2.3
Avg. Stride Length [m]	5.6	7.4	7.4	7.3	7.3	7.4



- [ ] Ranking at each section and finish
- .-.- No data available at this section
- NA No data available



Horse/Jockey Name	Upstart Legend
Final Rank	8
Fastest Section Time (Section)	0:11.16 (1000m)
Top Speed [km/h] (Section)	65.6 (1000m)
Race State	Finished



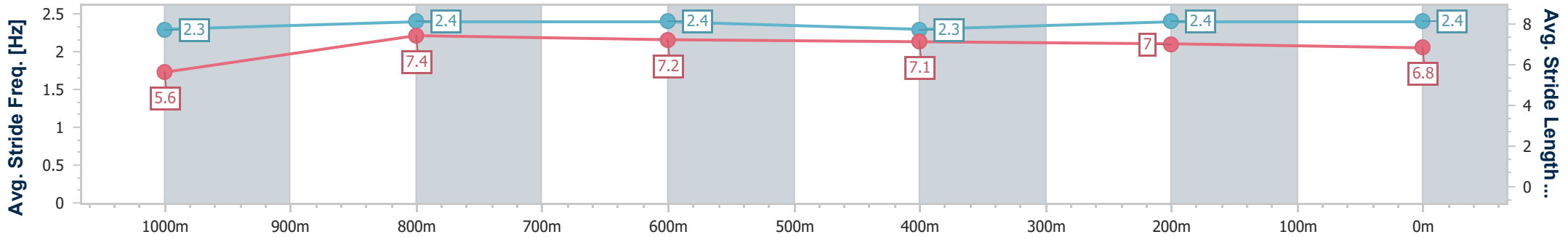
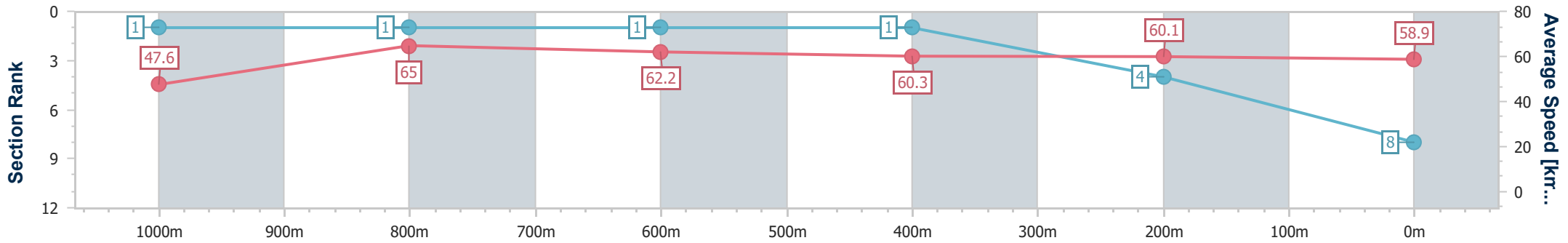
Ipswich QLD Professional  
 Race 6: HARMONY BATHROOM PRODUCTS BENCHMARK 75  
 Handicap - 1200m



18 December 2024 - 16:48

Track Rating: Heavy 9, Weather: Overcast, Rail Position: True

Section	Overall	1000m	800m	600m	400m	200m
Section Times	1:12.88 [8] (0:14.03)	0:58.85 [1] (0:11.16)	0:47.69 [1] (0:11.60)	0:36.09 [1] (0:11.96)	0:24.13 [1] (0:11.92)	0:12.21 [4] (0:12.21)
Average Speed [km/h]	47.6	65.0	62.2	60.3	60.1	58.9
Top Speed [km/h]	61.8	65.6	65.6	62.9	61.4	61.5
Avg. Dist. to Rail [m]	6.7	1.0	0.8	0.4	0.6	1.5
Avg. Stride Freq. [Hz]	2.3	2.4	2.4	2.3	2.4	2.4
Avg. Stride Length [m]	5.6	7.4	7.2	7.1	7.0	6.8



- [ ] Ranking at each section and finish
- .-.- No data available at this section
- NA No data available



Track Rating: Heavy 9, Weather: Overcast, Rail Position: True

Section												Last 600m	
Field Times		Overall	1200m	1000m	800m	600m	400m						0:36.33
		1:22.61 (0:11.55)	1:11.06 (0:11.39)	0:59.67 (0:11.60)	0:48.07 (0:11.74)	0:36.33 (0:11.82)	0:24.51 (0:12.39)						
Rank	TAB	Horse/Jockey	Barrier	Top Speed [km/h]	Fastest Section							Distance Travelled [m]	
1	7	<b>POSEIDON RULER</b> Justin Huxtable	3	63.4 1200m	0:11.58 1200m	1:22.61 [1] (0:12.11)	1:10.50 [9] (0:11.58)	0:58.92 [7] (0:11.63)	0:47.29 [7] (0:11.92)	0:35.37 [7] (0:11.82)	0:23.55 [4] (0:11.75)	0:35.37	
2	9	<b>CASROCK</b> Cejay Graham	4	63.3 1000m	0:11.60 1200m	1:23.17 [2] (0:11.78)	1:11.39 [5] (0:11.60)	0:59.79 [4] (0:11.69)	0:48.10 [4] (0:11.91)	0:36.19 [4] (0:11.72)	0:24.47 [3] (0:11.96)	0:36.19	-1
3	10	<b>WEST CORK</b> Michael Rodd	10	64.3 1200m	0:11.39 1200m	1:23.56 [3] (0:11.55)	1:12.01 [1] (0:11.39)	1:00.62 [1] (0:11.60)	0:49.02 [1] (0:11.74)	0:37.28 [1] (0:11.82)	0:25.46 [1] (0:12.39)	0:37.28	-5
4	3	<b>RIVIERA BLUE</b> Andrew Mallyon	2	63.4 1200m	0:11.58 1000m	1:23.75 [4] (0:12.03)	1:11.72 [7] (0:11.61)	1:00.11 [6] (0:11.58)	0:48.53 [5] (0:11.92)	0:36.61 [5] (0:11.99)	0:24.62 [6] (0:12.17)	0:36.61	-4
5	8	<b>SECURITY ADVISOR</b> Madeleine Wishart	5	62.9 1000m	0:11.70 1000m	1:23.90 [5] (0:11.97)	1:11.93 [6] (0:11.88)	1:00.05 [8] (0:11.70)	0:48.35 [8] (0:11.91)	0:36.44 [9] (0:11.95)	0:24.49 [9] (0:12.20)	0:36.44	+0
6	1	<b>MAGIC IN ME</b> Nozi Tomizawa	1	64.0 1200m	0:11.35 1200m	1:24.12 [6] (0:11.69)	1:12.43 [3] (0:11.35)	1:01.08 [2] (0:11.75)	0:49.33 [2] (0:11.87)	0:37.46 [2] (0:11.89)	0:25.57 [2] (0:12.42)	0:37.46	-4
7	12	<b>WHAT A WEEKEND</b> Jake Bayliss	8	62.7 1000m	0:11.62 1000m	1:24.33 [7] (0:12.10)	1:12.23 [8] (0:11.88)	1:00.35 [9] (0:11.62)	0:48.73 [9] (0:11.83)	0:36.90 [8] (0:11.89)	0:25.01 [8] (0:12.29)	0:36.90	-6
8	4	<b>SIAN STAR</b> Jace McMurray	6	62.7 1200m	0:11.66 1200m	1:24.47 [8] (0:11.76)	1:12.71 [4] (0:11.66)	1:01.05 [5] (0:11.82)	0:49.23 [6] (0:11.91)	0:37.32 [6] (0:12.13)	0:25.19 [7] (0:12.36)	0:37.32	+1
9	2	<b>EXECUTIVE STRESS</b> Angela Jones	9	64.5 1200m	0:11.47 1200m	1:25.06 [9] (0:11.65)	1:13.41 [2] (0:11.47)	1:01.94 [3] (0:11.71)	0:50.23 [3] (0:12.06)	0:38.17 [3] (0:12.22)	0:25.95 [5] (0:12.68)	0:38.17	-2

Scratched: Tambourine Man (#5), Jovita (#6), Whiskey Dancer (#11), Freeland (#13)



**Ipswich QLD Professional**  
**Race 7: K&R PLUMBING SUPPLIES BENCHMARK 68 Handicap - 1350m**  
 18 December 2024 - 17:16



Track Rating: Heavy 9, Weather: Overcast, Rail Position: True

Section							200m			Last 600m
Field Times							0:12.12 (0:12.12)			0:36.33
Rank	TAB	Horse/Jockey	Barrier	Top Speed [km/h]	Fastest Section	Margin			Distance Travelled [m]	
1	7	<b>POSEIDON RULER</b> Justin Huxtable	3	63.4 1200m	0:11.58 1200m	0:11.80 [3] (0:11.80)	1:22.61		0:35.37	
2	9	<b>CASROCK</b> Cejay Graham	4	63.3 1000m	0:11.60 1200m	0:12.51 [2] (0:12.51)	3.28L		0:36.19 -1	
3	10	<b>WEST CORK</b> Michael Rodd	10	64.3 1200m	0:11.39 1200m	0:13.07 [1] (0:13.07)	5.59L		0:37.28 -5	
4	3	<b>RIVIERA BLUE</b> Andrew Mallyon	2	63.4 1200m	0:11.58 1000m	0:12.45 [5] (0:12.45)	6.67L		0:36.61 -4	
5	8	<b>SECURITY ADVISOR</b> Madeleine Wishart	5	62.9 1000m	0:11.70 1000m	0:12.29 [7] (0:12.29)	7.57L		0:36.44 +0	
6	1	<b>MAGIC IN ME</b> Nozi Tomizawa	1	64.0 1200m	0:11.35 1200m	0:13.15 [4] (0:13.15)	8.86L		0:37.46 -4	
7	12	<b>WHAT A WEEKEND</b> Jake Bayliss	8	62.7 1000m	0:11.62 1000m	0:12.72 [6] (0:12.72)	10.12L		0:36.90 -6	
8	4	<b>SIAN STAR</b> Jace McMurray	6	62.7 1200m	0:11.66 1200m	0:12.83 [8] (0:12.83)	10.96L		0:37.32 +1	
9	2	<b>EXECUTIVE STRESS</b> Angela Jones	9	64.5 1200m	0:11.47 1200m	0:13.27 [9] (0:13.27)	14.42L		0:38.17 -2	

Scratched: Tambourine Man (#5), Jovita (#6), Whiskey Dancer (#11), Freeland (#13)

[ ] Ranking at each section and finish  
 -:-:- No data available at this section  
 NA No data available

SCN Saddle cloth number  
 DNF Did not finish  
 DNT Did not track



Horse/Jockey Name	Poseidon Ruler
Final Rank	1
Fastest Section Time (Section)	0:11.58 (1200m)
Top Speed [km/h] (Section)	63.4 (1200m)
Race State	Finished



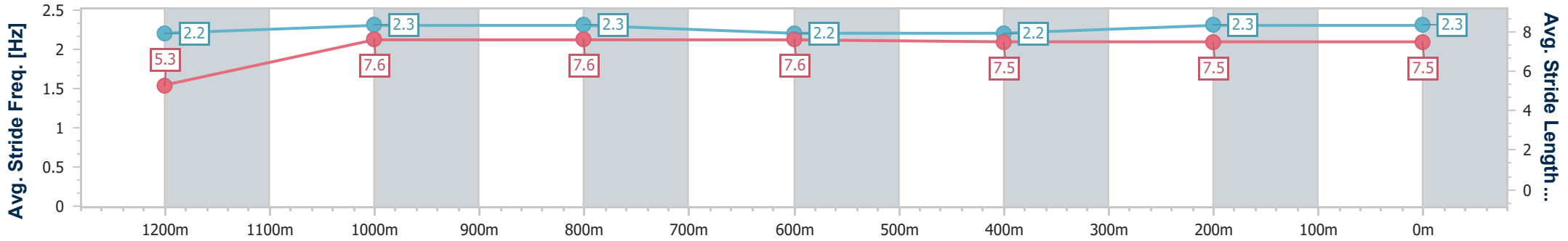
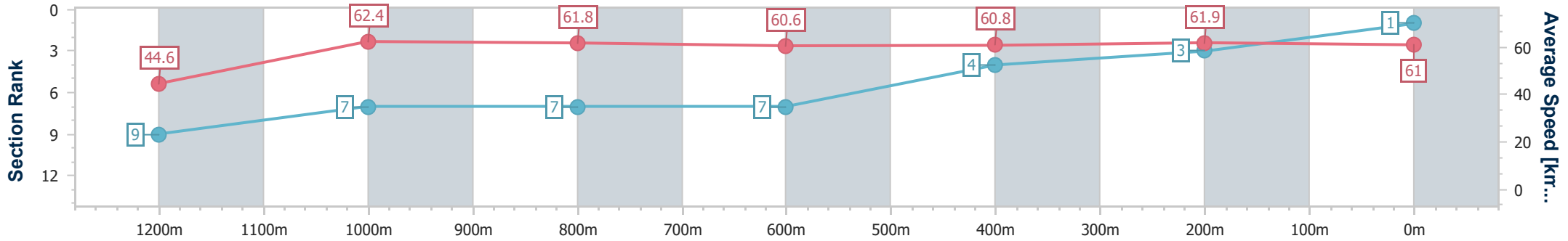
Ipswich QLD Professional  
Race 7: K&R PLUMBING SUPPLIES BENCHMARK 68 Handicap  
- 1350m



18 December 2024 - 17:16

Track Rating: Heavy 9, Weather: Overcast, Rail Position: True

Section	Overall	1200m	1000m	800m	600m	400m	200m
Section Times	1:22.61 [1] (0:12.11)	1:10.50 [9] (0:11.58)	0:58.92 [7] (0:11.63)	0:47.29 [7] (0:11.92)	0:35.37 [7] (0:11.82)	0:23.55 [4] (0:11.75)	0:11.80 [3] (0:11.80)
Average Speed [km/h]	44.6	62.4	61.8	60.6	60.8	61.9	61.0
Top Speed [km/h]	61.2	63.4	63.3	61.0	62.0	62.8	62.8
Avg. Dist. to Rail [m]	6.8	3.9	0.6	0.2	0.4	3.4	4.8
Avg. Stride Freq. [Hz]	2.2	2.3	2.3	2.2	2.2	2.3	2.3
Avg. Stride Length [m]	5.3	7.6	7.6	7.6	7.5	7.5	7.5



- [ ] Ranking at each section and finish
- .-.- No data available at this section
- NA No data available



Horse/Jockey Name	Casrock
Final Rank	2
Fastest Section Time (Section)	0:11.60 (1200m)
Top Speed [km/h] (Section)	63.3 (1000m)
Race State	Finished



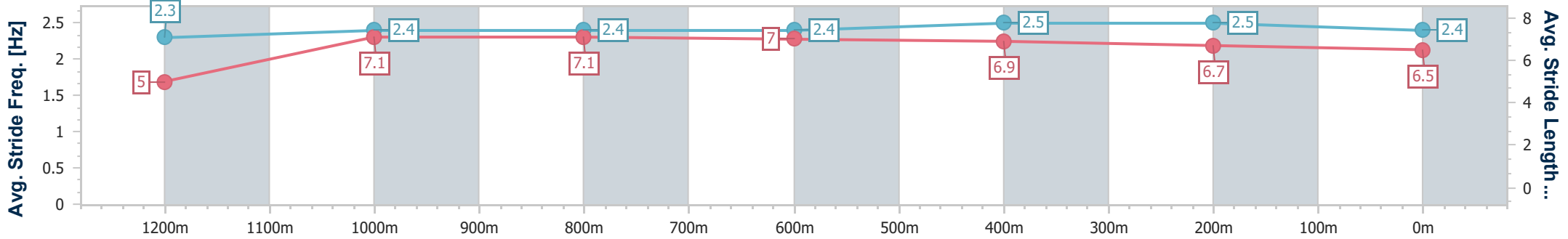
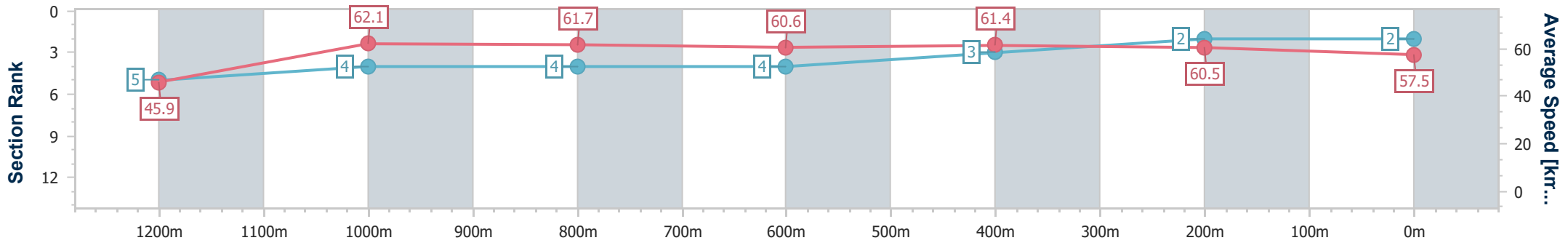
Ipswich QLD Professional  
Race 7: K&R PLUMBING SUPPLIES BENCHMARK 68 Handicap  
- 1350m



18 December 2024 - 17:16

Track Rating: Heavy 9, Weather: Overcast, Rail Position: True

Section	Overall	1200m	1000m	800m	600m	400m	200m
Section Times	1:23.17 [2] (0:11.78)	1:11.39 [5] (0:11.60)	0:59.79 [4] (0:11.69)	0:48.10 [4] (0:11.91)	0:36.19 [4] (0:11.72)	0:24.47 [3] (0:11.96)	0:12.51 [2] (0:12.51)
Average Speed [km/h]	45.9	62.1	61.7	60.6	61.4	60.5	57.5
Top Speed [km/h]	61.4	62.9	63.3	61.4	62.6	61.2	60.7
Avg. Dist. to Rail [m]	6.8	3.7	0.6	0.2	0.4	2.7	4.7
Avg. Stride Freq. [Hz]	2.3	2.4	2.4	2.4	2.5	2.5	2.4
Avg. Stride Length [m]	5.0	7.1	7.1	7.0	6.9	6.7	6.5



- [ ] Ranking at each section and finish
- .-.- No data available at this section
- NA No data available



Horse/Jockey Name	West Cork
Final Rank	3
Fastest Section Time (Section)	0:11.39 (1200m)
Top Speed [km/h] (Section)	64.3 (1200m)
Race State	Finished



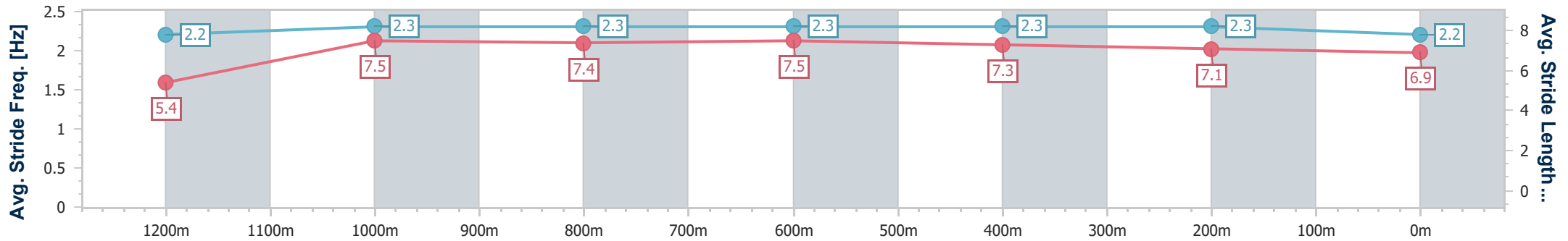
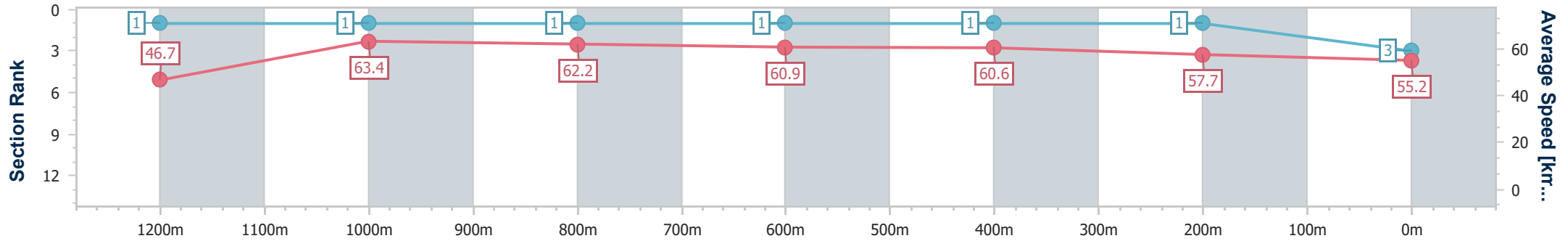
Ipswich QLD Professional  
Race 7: K&R PLUMBING SUPPLIES BENCHMARK 68 Handicap  
- 1350m



18 December 2024 - 17:16

Track Rating: Heavy 9, Weather: Overcast, Rail Position: True

Section	Overall	1200m	1000m	800m	600m	400m	200m
Section Times	1:23.56 [3] (0:11.55)	1:12.01 [1] (0:11.39)	1:00.62 [1] (0:11.60)	0:49.02 [1] (0:11.74)	0:37.28 [1] (0:11.82)	0:25.46 [1] (0:12.39)	0:13.07 [1] (0:13.07)
Average Speed [km/h]	46.7	63.4	62.2	60.9	60.6	57.7	55.2
Top Speed [km/h]	63.1	64.3	62.4	61.8	61.3	59.3	56.4
Avg. Dist. to Rail [m]	12.6	6.2	0.3	1.4	1.3	0.7	0.4
Avg. Stride Freq. [Hz]	2.2	2.3	2.3	2.3	2.3	2.3	2.2
Avg. Stride Length [m]	5.4	7.5	7.4	7.5	7.3	7.1	6.9



- [ ] Ranking at each section and finish
- .-.- No data available at this section
- NA No data available



Horse/Jockey Name	Riviera Blue
Final Rank	4
Fastest Section Time (Section)	0:11.58 (1000m)
Top Speed [km/h] (Section)	63.4 (1200m)
Race State	Finished



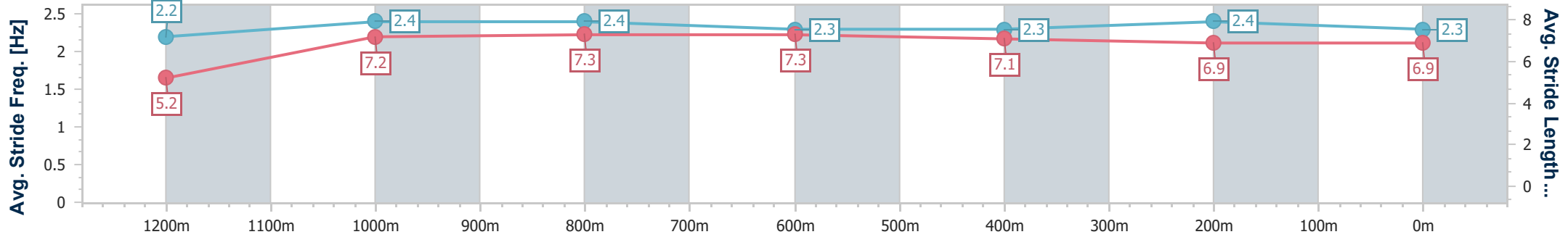
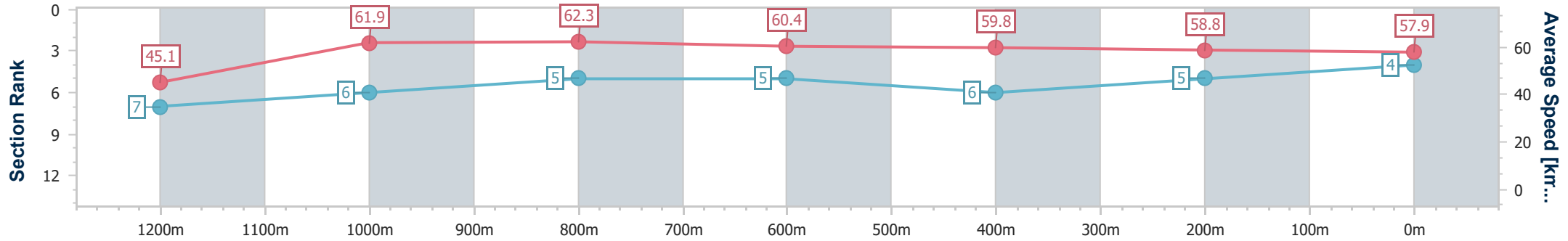
Ipswich QLD Professional  
Race 7: K&R PLUMBING SUPPLIES BENCHMARK 68 Handicap  
- 1350m



18 December 2024 - 17:16

Track Rating: Heavy 9, Weather: Overcast, Rail Position: True

Section	Overall	1200m	1000m	800m	600m	400m	200m
Section Times	1:23.75 [4] (0:12.03)	1:11.72 [7] (0:11.61)	1:00.11 [6] (0:11.58)	0:48.53 [5] (0:11.92)	0:36.61 [5] (0:11.99)	0:24.62 [6] (0:12.17)	0:12.45 [5] (0:12.45)
Average Speed [km/h]	45.1	61.9	62.3	60.4	59.8	58.8	57.9
Top Speed [km/h]	61.2	63.4	62.8	61.0	60.6	59.6	58.9
Avg. Dist. to Rail [m]	6.0	3.3	0.3	0.4	0.7	1.0	4.0
Avg. Stride Freq. [Hz]	2.2	2.4	2.4	2.3	2.3	2.4	2.3
Avg. Stride Length [m]	5.2	7.2	7.3	7.3	7.1	6.9	6.9



- [ ] Ranking at each section and finish
- .-.- No data available at this section
- NA No data available



Horse/Jockey Name	Security Advisor
Final Rank	5
Fastest Section Time (Section)	0:11.70 (1000m)
Top Speed [km/h] (Section)	62.9 (1000m)
Race State	Finished



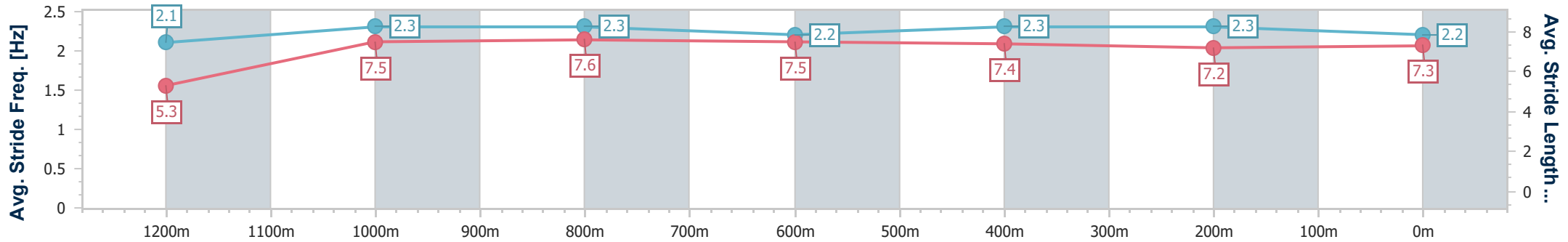
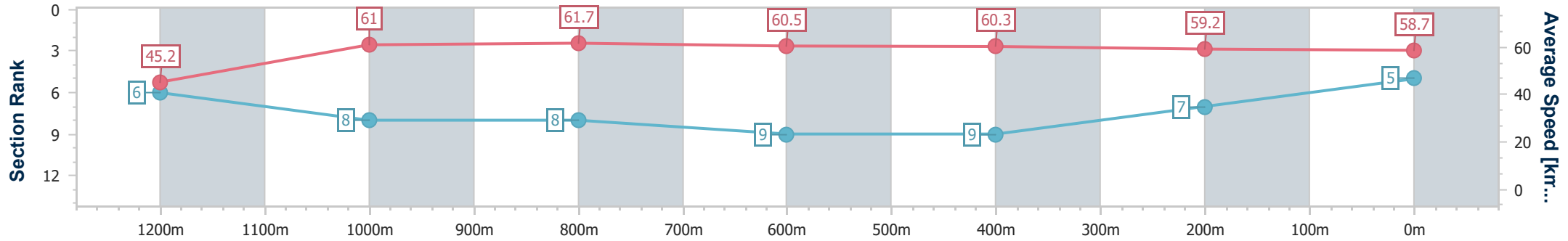
Ipswich QLD Professional  
Race 7: K&R PLUMBING SUPPLIES BENCHMARK 68 Handicap  
- 1350m



18 December 2024 - 17:16

Track Rating: Heavy 9, Weather: Overcast, Rail Position: True

Section	Overall	1200m	1000m	800m	600m	400m	200m
Section Times	1:23.90 [5] (0:11.97)	1:11.93 [6] (0:11.88)	1:00.05 [8] (0:11.70)	0:48.35 [8] (0:11.91)	0:36.44 [9] (0:11.95)	0:24.49 [9] (0:12.20)	0:12.29 [7] (0:12.29)
Average Speed [km/h]	45.2	61.0	61.7	60.5	60.3	59.2	58.7
Top Speed [km/h]	60.7	62.2	62.9	61.3	60.8	60.0	60.0
Avg. Dist. to Rail [m]	8.4	5.9	1.6	0.8	0.3	2.2	5.8
Avg. Stride Freq. [Hz]	2.1	2.3	2.3	2.2	2.3	2.3	2.2
Avg. Stride Length [m]	5.3	7.5	7.6	7.5	7.4	7.2	7.3



- [ ] Ranking at each section and finish
- .-.- No data available at this section
- NA No data available



Horse/Jockey Name	Magic In Me
Final Rank	6
Fastest Section Time (Section)	0:11.35 (1200m)
Top Speed [km/h] (Section)	64.0 (1200m)
Race State	Finished



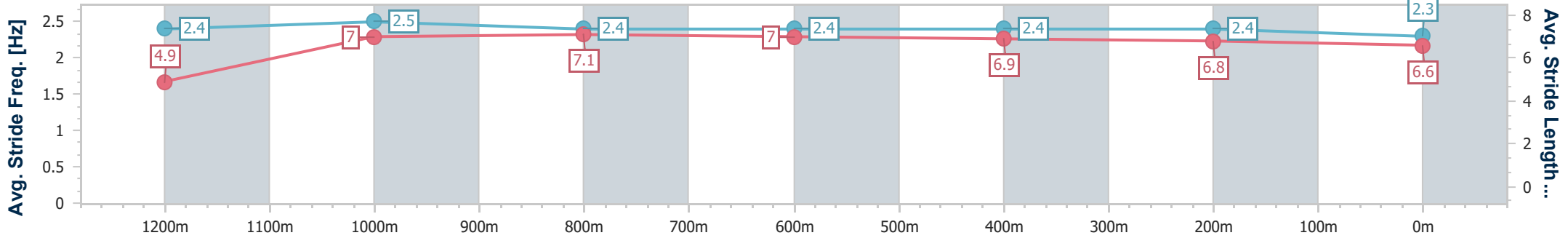
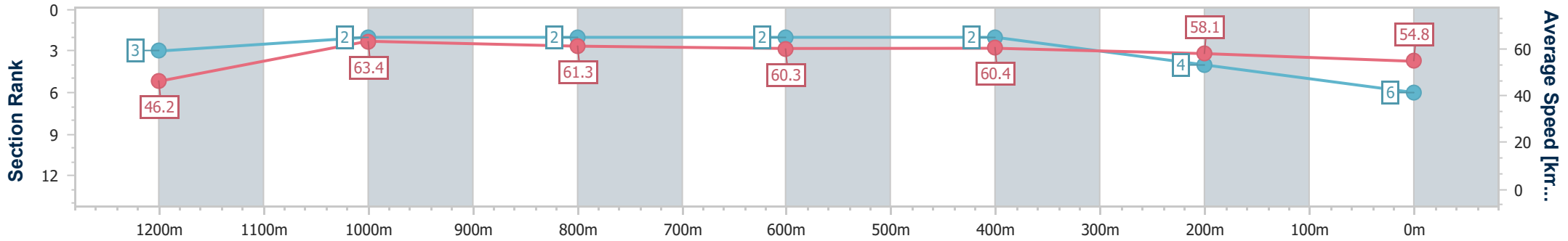
Ipswich QLD Professional  
 Race 7: K&R PLUMBING SUPPLIES BENCHMARK 68 Handicap  
 - 1350m



18 December 2024 - 17:16

Track Rating: Heavy 9, Weather: Overcast, Rail Position: True

Section	Overall	1200m	1000m	800m	600m	400m	200m
Section Times	1:24.12 [6] (0:11.69)	1:12.43 [3] (0:11.35)	1:01.08 [2] (0:11.75)	0:49.33 [2] (0:11.87)	0:37.46 [2] (0:11.89)	0:25.57 [2] (0:12.42)	0:13.15 [4] (0:13.15)
Average Speed [km/h]	46.2	63.4	61.3	60.3	60.4	58.1	54.8
Top Speed [km/h]	62.3	64.0	62.4	62.3	61.3	59.4	56.4
Avg. Dist. to Rail [m]	4.5	1.9	0.8	0.8	0.6	0.6	1.6
Avg. Stride Freq. [Hz]	2.4	2.5	2.4	2.4	2.4	2.4	2.3
Avg. Stride Length [m]	4.9	7.0	7.1	7.0	6.9	6.8	6.6



- [ ] Ranking at each section and finish
- .-.- No data available at this section
- NA No data available





Horse/Jockey Name	What A Weekend
Final Rank	7
Fastest Section Time (Section)	0:11.62 (1000m)
Top Speed [km/h] (Section)	62.7 (1000m)
Race State	Finished



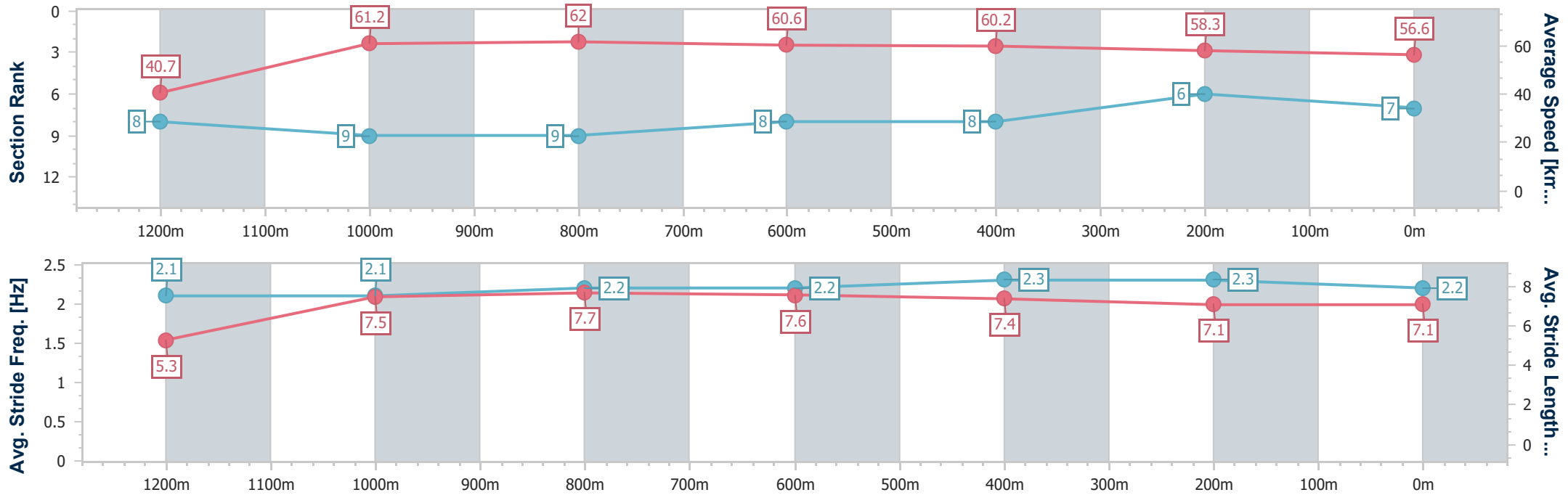
Ipswich QLD Professional  
 Race 7: K&R PLUMBING SUPPLIES BENCHMARK 68 Handicap  
 - 1350m



18 December 2024 - 17:16

Track Rating: Heavy 9, Weather: Overcast, Rail Position: True

Section	Overall	1200m	1000m	800m	600m	400m	200m
Section Times	1:24.33 [7] (0:12.10)	1:12.23 [8] (0:11.88)	1:00.35 [9] (0:11.62)	0:48.73 [9] (0:11.83)	0:36.90 [8] (0:11.89)	0:25.01 [8] (0:12.29)	0:12.72 [6] (0:12.72)
Average Speed [km/h]	40.7	61.2	62.0	60.6	60.2	58.3	56.6
Top Speed [km/h]	52.6	62.3	62.7	62.6	61.2	60.8	59.1
Avg. Dist. to Rail [m]	8.6	7.8	0.6	1.2	1.2	1.1	2.9
Avg. Stride Freq. [Hz]	2.1	2.1	2.2	2.2	2.3	2.3	2.2
Avg. Stride Length [m]	5.3	7.5	7.7	7.6	7.4	7.1	7.1



- [ ] Ranking at each section and finish
- .-.- No data available at this section
- NA No data available



Horse/Jockey Name	Sian Star
Final Rank	8
Fastest Section Time (Section)	0:11.66 (1200m)
Top Speed [km/h] (Section)	62.7 (1200m)
Race State	Finished



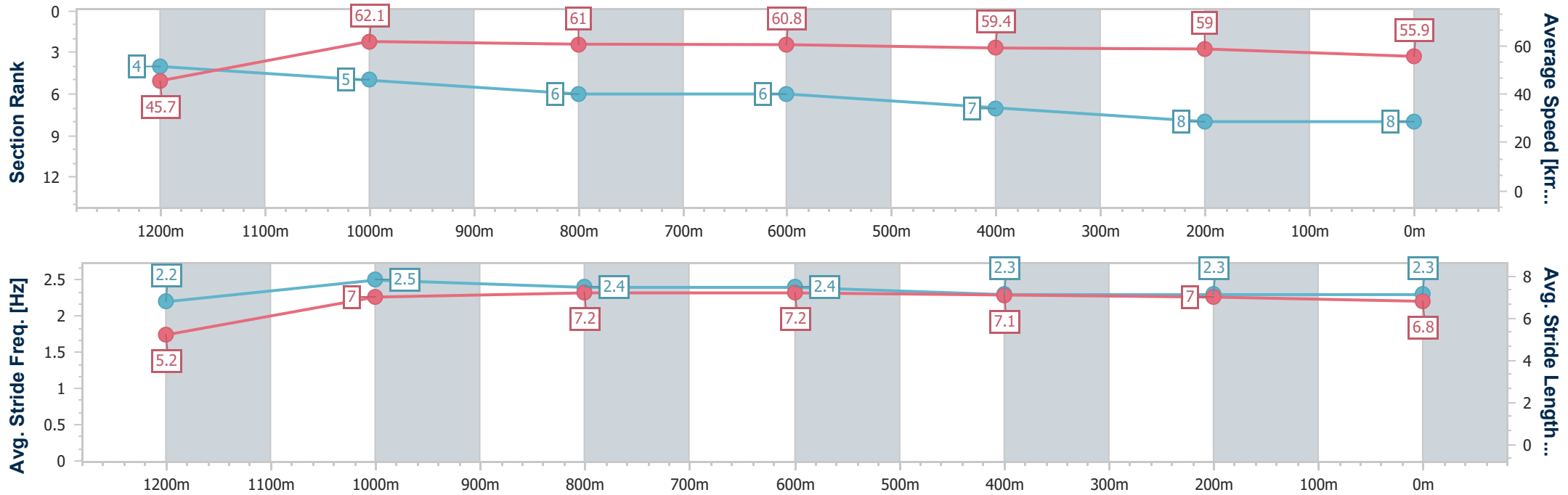
Ipswich QLD Professional  
Race 7: K&R PLUMBING SUPPLIES BENCHMARK 68 Handicap  
- 1350m



18 December 2024 - 17:16

Track Rating: Heavy 9, Weather: Overcast, Rail Position: True

Section	Overall	1200m	1000m	800m	600m	400m	200m
Section Times	1:24.47 [8] (0:11.76)	1:12.71 [4] (0:11.66)	1:01.05 [5] (0:11.82)	0:49.23 [6] (0:11.91)	0:37.32 [6] (0:12.13)	0:25.19 [7] (0:12.36)	0:12.83 [8] (0:12.83)
Average Speed [km/h]	45.7	62.1	61.0	60.8	59.4	59.0	55.9
Top Speed [km/h]	61.7	62.7	62.3	62.4	60.6	59.6	59.6
Avg. Dist. to Rail [m]	8.5	4.6	1.4	1.0	1.3	3.7	7.0
Avg. Stride Freq. [Hz]	2.2	2.5	2.4	2.4	2.3	2.3	2.3
Avg. Stride Length [m]	5.2	7.0	7.2	7.2	7.1	7.0	6.8



- [ ] Ranking at each section and finish
- .-.- No data available at this section
- NA No data available



Horse/Jockey Name	Executive Stress
Final Rank	9
Fastest Section Time (Section)	0:11.47 (1200m)
Top Speed [km/h] (Section)	64.5 (1200m)
Race State	Finished



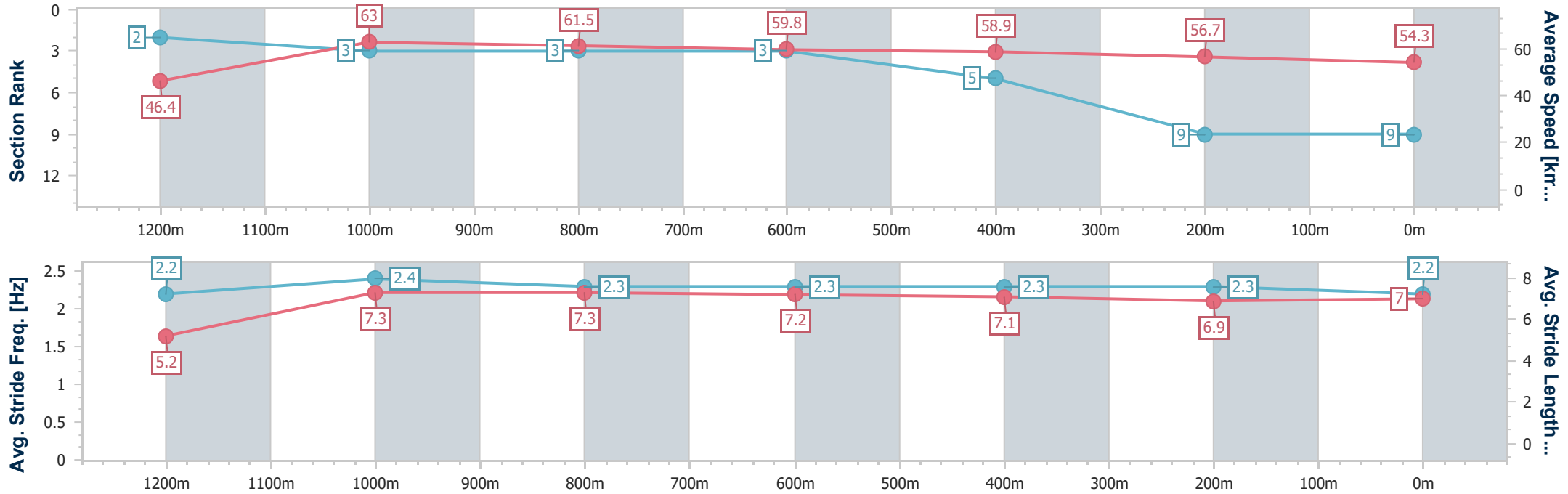
Ipswich QLD Professional  
Race 7: K&R PLUMBING SUPPLIES BENCHMARK 68 Handicap  
- 1350m



18 December 2024 - 17:16

Track Rating: Heavy 9, Weather: Overcast, Rail Position: True

Section	Overall	1200m	1000m	800m	600m	400m	200m
Section Times	1:25.06 [9] (0:11.65)	1:13.41 [2] (0:11.47)	1:01.94 [3] (0:11.71)	0:50.23 [3] (0:12.06)	0:38.17 [3] (0:12.22)	0:25.95 [5] (0:12.68)	0:13.27 [9] (0:13.27)
Average Speed [km/h]	46.4	63.0	61.5	59.8	58.9	56.7	54.3
Top Speed [km/h]	61.5	64.5	63.1	61.1	60.1	57.9	56.1
Avg. Dist. to Rail [m]	10.2	4.6	0.7	0.3	0.4	1.2	3.9
Avg. Stride Freq. [Hz]	2.2	2.4	2.3	2.3	2.3	2.3	2.2
Avg. Stride Length [m]	5.2	7.3	7.3	7.2	7.1	6.9	7.0



- [ ] Ranking at each section and finish
- .-.- No data available at this section
- NA No data available

Track Rating: Heavy 9, Weather: Overcast, Rail Position: True

Section		Field Times										Last 600m	
		Overall	1200m	1000m	800m	600m	400m					0:37.40	
		(0:11.41)	(0:11.54)	(0:11.62)	(0:12.24)	(0:12.63)	(0:12.59)						
Rank	TAB	Horse/Jockey	Barrier	Top Speed [km/h]	Fastest Section							Distance Travelled [m]	
1	12	<b>STAR ACT</b>	8	63.0	0:11.75	1:24.21 [1]	1:12.11 [11]	1:00.36 [11]	0:48.61 [11]	0:36.53 [11]	0:24.32 [10]	0:36.53	
		Jace McMurray		1200m	1200m	(0:12.10)	(0:11.75)	(0:11.75)	(0:12.08)	(0:12.21)	(0:12.14)		
2	3	<b>JUST FLYING</b>	13	64.3	0:11.42	1:24.33 [2]	1:12.78 [3]	1:01.36 [2]	0:49.74 [2]	0:37.48 [2]	0:24.88 [2]	0:37.48	-4
		Jag Guthmann-Chester		1000m	1200m	(0:11.55)	(0:11.42)	(0:11.62)	(0:12.26)	(0:12.60)	(0:12.59)		
3	7	<b>AITUTAKI</b>	11	63.6	0:11.64	1:24.51 [3]	1:12.87 [5]	1:01.12 [6]	0:49.37 [6]	0:37.12 [8]	0:24.68 [7]	0:37.12	+0
		Emily Lang		1000m	Overall	(0:11.64)	(0:11.75)	(0:11.75)	(0:12.25)	(0:12.44)	(0:12.24)		
4	1	<b>FOURANDAHALF</b>	3	62.5	0:11.80	1:24.60 [4]	1:12.79 [8]	1:00.98 [9]	0:49.18 [10]	0:37.05 [10]	0:24.75 [9]	0:37.05	-5
		Jasper Franklin		1200m	1000m	(0:11.81)	(0:11.81)	(0:11.80)	(0:12.13)	(0:12.30)	(0:12.42)		
5	6	<b>PROVANCE</b>	9	64.5	0:11.41	1:24.63 [5]	1:13.22 [1]	1:01.64 [3]	0:49.87 [3]	0:37.61 [3]	0:25.19 [1]	0:37.61	-4
		Ron Stewart		Overall	Overall	(0:11.41)	(0:11.58)	(0:11.77)	(0:12.26)	(0:12.42)	(0:12.63)		
6	20	<b>MAKE HASTE</b>	5	63.3	0:11.51	1:24.83 [6]	1:12.60 [13]	1:01.09 [10]	0:49.45 [9]	0:37.29 [9]	0:24.93 [11]	0:37.29	-9
		Angela Jones		1200m	1200m	(0:12.23)	(0:11.51)	(0:11.64)	(0:12.16)	(0:12.36)	(0:12.81)		
7	10	<b>HURRICANE HARLOW</b>	10	63.8	0:11.54	1:24.89 [7]	1:13.15 [6]	1:01.61 [5]	0:49.83 [5]	0:37.64 [6]	0:25.19 [6]	0:37.64	-1
		Damien Thornton		1200m	1200m	(0:11.74)	(0:11.54)	(0:11.78)	(0:12.19)	(0:12.45)	(0:12.42)		
8	5	<b>PEACEFUL PRINCE</b>	1	63.5	0:11.62	1:25.21 [8]	1:13.36 [9]	1:01.74 [8]	0:49.99 [8]	0:37.85 [7]	0:25.38 [8]	0:37.85	-9
		Vlad Duric		1200m	1200m	(0:11.85)	(0:11.62)	(0:11.75)	(0:12.14)	(0:12.47)	(0:12.78)		
9	8	<b>BETATHANEVA</b>	2	63.6	0:11.66	1:25.38 [9]	1:13.60 [7]	1:01.94 [7]	0:50.21 [7]	0:38.15 [5]	0:25.75 [5]	0:38.15	-4
		Kyle Wilson-Taylor		1000m	1200m	(0:11.78)	(0:11.66)	(0:11.73)	(0:12.06)	(0:12.40)	(0:12.47)		
10	23	<b>WHISTLIN' RULER</b>	4	61.5	0:11.90	1:25.64 [10]	1:13.74 [10]	1:01.70 [12]	0:49.65 [12]	0:37.68 [12]	0:25.35 [12]	0:37.68	-6
		Fiona Sandkuhl		1200m	Overall	(0:11.90)	(0:12.04)	(0:12.05)	(0:11.97)	(0:12.33)	(0:12.48)		

Scratched: Jungle Prince (#2), Moonshine Run (#4), Ezeiza (#9), Shouts All Day (#11), To Wish (#13), Appellant (#14), The Khan (#17), Jediah (#21), Starlight Nation (#22), Lozen (#15)

Track Rating: Heavy 9, Weather: Overcast, Rail Position: True

Section		Overall	1200m	1000m	800m	600m	400m	Last 600m				
Field Times		1:24.21 (0:11.41)	1:12.80 (0:11.54)	1:01.26 (0:11.62)	0:49.64 (0:12.24)	0:37.40 (0:12.63)	0:24.77 (0:12.59)	0:37.40				
Rank	TAB Horse/Jockey	Barrier	Top Speed [km/h]	Fastest Section	Distance Travelled [m]							
11	16 RIVER ROGUE Rob Thorburn	7	63.1 1200m	0:11.61 Overall	1:25.87 [11] (0:11.61)	1:14.26 [4] (0:11.63)	1:02.63 [4] (0:11.71)	0:50.92 [4] (0:12.14)	0:38.78 [4] (0:12.51)	0:26.27 [4] (0:12.93)	0:38.78	-10
12	18 PARCHEMIN Nozi Tomizawa	12	61.6 800m	0:11.81 800m	1:26.03 [12] (0:12.19)	1:13.84 [12] (0:12.09)	1:01.75 [13] (0:11.97)	0:49.78 [13] (0:11.81)	0:37.97 [13] (0:12.25)	0:25.72 [13] (0:12.64)	0:37.97	-5
13	19 ICY ISEA Jake Bayliss	6	63.9 1200m	0:11.45 Overall	1:29.16 [13] (0:11.45)	1:17.71 [2] (0:11.50)	1:06.21 [1] (0:11.62)	0:54.59 [1] (0:12.24)	0:42.35 [1] (0:12.77)	0:29.58 [3] (0:13.83)	0:42.35	-12

Scratched: Jungle Prince (#2), Moonshine Run (#4), Ezeiza (#9), Shouts All Day (#11), To Wish (#13), Appellant (#14), The Khan (#17), Jediah (#21), Starlight Nation (#22), Lozen (#15)



Ipswich QLD Professional  
 Race 8: TAB Class 1 Plate - 1350m  
 18 December 2024 - 17:46



Track Rating: Heavy 9, Weather: Overcast, Rail Position: True

Section								200m	Last 600m	
Field Times								0:12.18 (0:12.18)	0:37.40	
Rank	TAB	Horse/Jockey	Barrier	Top Speed [km/h]	Fastest Section	Margin			Distance Travelled [m]	
1	12	<b>STAR ACT</b> Jace McMurray	8	63.0 1200m	0:11.75 1200m	0:12.18 [1] (0:12.18)	1:24.21	0:36.53		
2	3	<b>JUST FLYING</b> Jag Guthmann-Chester	13	64.3 1000m	0:11.42 1200m	0:12.29 [2] (0:12.29)	0.68L	0:37.48 -4		
3	7	<b>AITUTAKI</b> Emily Lang	11	63.6 1000m	0:11.64 Overall	0:12.44 [3] (0:12.44)	1.72L	0:37.12 +0		
4	1	<b>FOURANDAHALF</b> Jasper Franklin	3	62.5 1200m	0:11.80 1000m	0:12.33 [7] (0:12.33)	2.27L	0:37.05 -5		
5	6	<b>PROVANCE</b> Ron Stewart	9	64.5 Overall	0:11.41 Overall	0:12.56 [3] (0:12.56)	2.47L	0:37.61 -4		
6	20	<b>MAKE HASTE</b> Angela Jones	5	63.3 1200m	0:11.51 1200m	0:12.12 [10] (0:12.12)	3.64L	0:37.29 -9		
7	10	<b>HURRICANE HARLOW</b> Damien Thornton	10	63.8 1200m	0:11.54 1200m	0:12.77 [6] (0:12.77)	3.96L	0:37.64 -1		
8	5	<b>PEACEFUL PRINCE</b> Vlad Duric	1	63.5 1200m	0:11.62 1200m	0:12.60 [9] (0:12.60)	5.84L	0:37.85 -9		
9	8	<b>BETATHANEVA</b> Kyle Wilson-Taylor	2	63.6 1000m	0:11.66 1200m	0:13.28 [5] (0:13.28)	6.86L	0:38.15 -4		
10	23	<b>WHISTLIN' RULER</b> Fiona Sandkuhl	4	61.5 1200m	0:11.90 Overall	0:12.87 [11] (0:12.87)	8.41L	0:37.68 -6		

Scratched: Jungle Prince (#2), Moonshine Run (#4), Ezeiza (#9), Shouts All Day (#11), To Wish (#13), Appellant (#14), The Khan (#17), Jediah (#21), Starlight Nation (#22), Lozen (#15)

[ ] Ranking at each section and finish  
 -:-:- No data available at this section  
 NA No data available

SCN Saddle cloth number  
 DNF Did not finish  
 DNT Did not track



Ipswich QLD Professional  
 Race 8: TAB Class 1 Plate - 1350m  
 18 December 2024 - 17:46



Track Rating: Heavy 9, Weather: Overcast, Rail Position: True

Section				200m				Last 600m		
Field Times				0:12.18 (0:12.18)				0:37.40		
Rank	TAB	Horse/Jockey	Barrier	Top Speed [km/h]	Fastest Section	Margin			Distance Travelled [m]	
11	16	<b>RIVER ROGUE</b>	7	63.1	0:11.61	0:13.34 [8]	9.76L		0:38.78	-10
		Rob Thorburn		1200m	Overall	(0:13.34)				
12	18	<b>PARCHEMIN</b>	12	61.6	0:11.81	0:13.08 [12]	10.67L		0:37.97	-5
		Nozi Tomizawa		800m	800m	(0:13.08)				
13	19	<b>ICY ISEA</b>	6	63.9	0:11.45	0:15.75 [13]	29.08L		0:42.35	-12
		Jake Bayliss		1200m	Overall	(0:15.75)				

Scratched: Jungle Prince (#2), Moonshine Run (#4), Ezeiza (#9), Shouts All Day (#11), To Wish (#13), Appellant (#14), The Khan (#17), Jediah (#21), Starlight Nation (#22), Lozen (#15)

[ ] Ranking at each section and finish  
 -:-:-:- No data available at this section  
 NA No data available

SCN Saddle cloth number  
 DNF Did not finish  
 DNT Did not track



Horse/Jockey Name	Star Act
Final Rank	1
Fastest Section Time (Section)	0:11.75 (1200m)
Top Speed [km/h] (Section)	63.0 (1200m)
Race State	Finished



### Ipswich QLD Professional

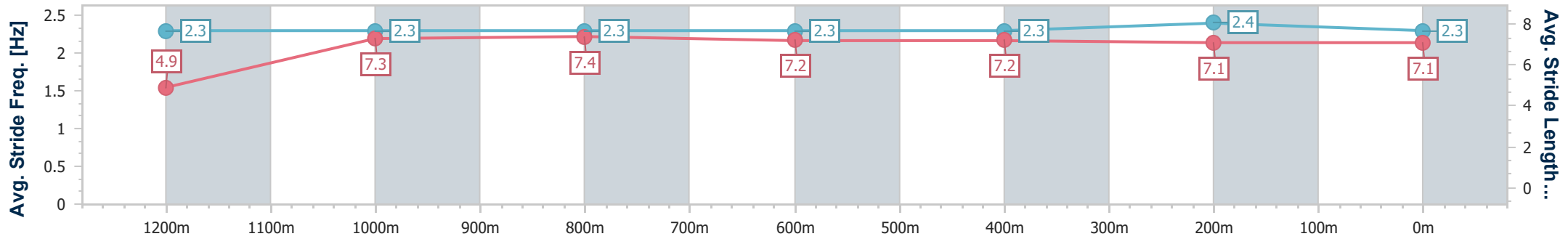
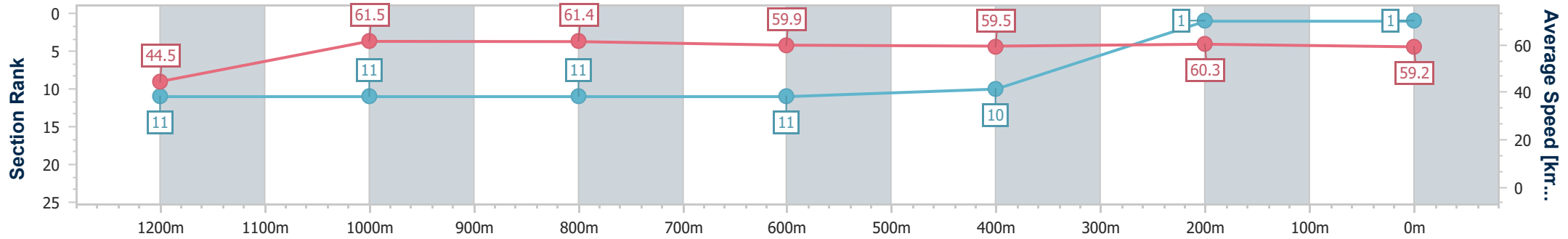
Race 8: TAB Class 1 Plate - 1350m

18 December 2024 - 17:46



Track Rating: Heavy 9, Weather: Overcast, Rail Position: True

Section	Overall	1200m	1000m	800m	600m	400m	200m
Section Times	1:24.21 [1] (0:12.10)	1:12.11 [11] (0:11.75)	1:00.36 [11] (0:11.75)	0:48.61 [11] (0:12.08)	0:36.53 [11] (0:12.21)	0:24.32 [10] (0:12.14)	0:12.18 [1] (0:12.18)
Average Speed [km/h]	44.5	61.5	61.4	59.9	59.5	60.3	59.2
Top Speed [km/h]	59.0	63.0	62.4	60.9	60.4	61.9	61.8
Avg. Dist. to Rail [m]	9.9	4.6	1.2	0.8	2.1	5.3	7.1
Avg. Stride Freq. [Hz]	2.3	2.3	2.3	2.3	2.3	2.4	2.3
Avg. Stride Length [m]	4.9	7.3	7.4	7.2	7.2	7.1	7.1



- [ ] Ranking at each section and finish
- .-.- No data available at this section
- NA No data available





Horse/Jockey Name	Just Flying
Final Rank	2
Fastest Section Time (Section)	0:11.42 (1200m)
Top Speed [km/h] (Section)	64.3 (1000m)
Race State	Finished



### Ipswich QLD Professional

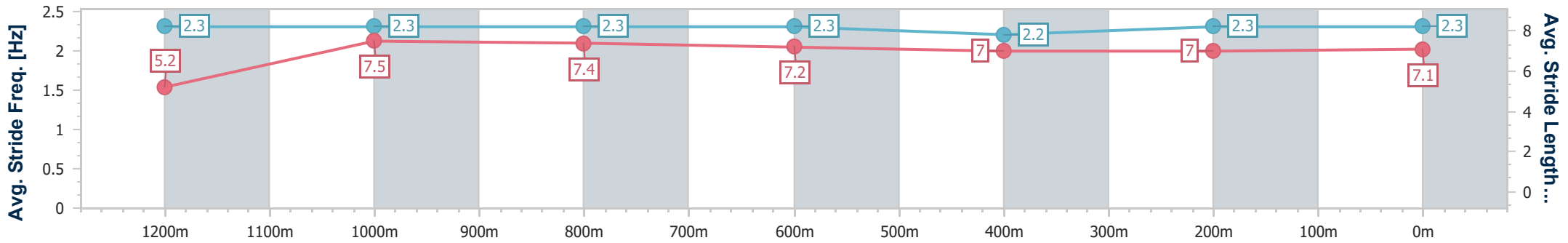
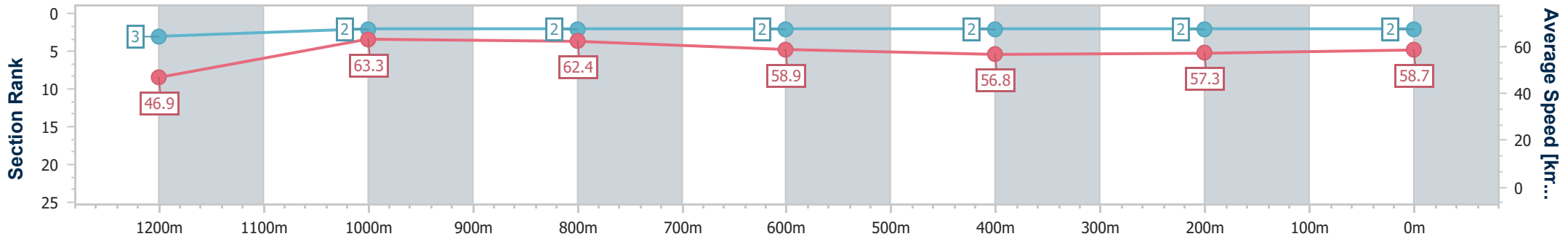
Race 8: TAB Class 1 Plate - 1350m

18 December 2024 - 17:46



Track Rating: Heavy 9, Weather: Overcast, Rail Position: True

Section	Overall	1200m	1000m	800m	600m	400m	200m
Section Times	1:24.33 [2] (0:11.55)	1:12.78 [3] (0:11.42)	1:01.36 [2] (0:11.62)	0:49.74 [2] (0:12.26)	0:37.48 [2] (0:12.60)	0:24.88 [2] (0:12.59)	0:12.29 [2] (0:12.29)
Average Speed [km/h]	46.9	63.3	62.4	58.9	56.8	57.3	58.7
Top Speed [km/h]	64.0	64.1	64.3	60.2	57.8	58.9	59.4
Avg. Dist. to Rail [m]	14.3	6.1	1.6	0.7	0.5	1.3	4.0
Avg. Stride Freq. [Hz]	2.3	2.3	2.3	2.3	2.2	2.3	2.3
Avg. Stride Length [m]	5.2	7.5	7.4	7.2	7.0	7.0	7.1



- [ ] Ranking at each section and finish
- .-.- No data available at this section
- NA No data available



Horse/Jockey Name	Aitutaki
Final Rank	3
Fastest Section Time (Section)	0:11.64 (Overall)
Top Speed [km/h] (Section)	63.6 (1000m)
Race State	Finished



### Ipswich QLD Professional

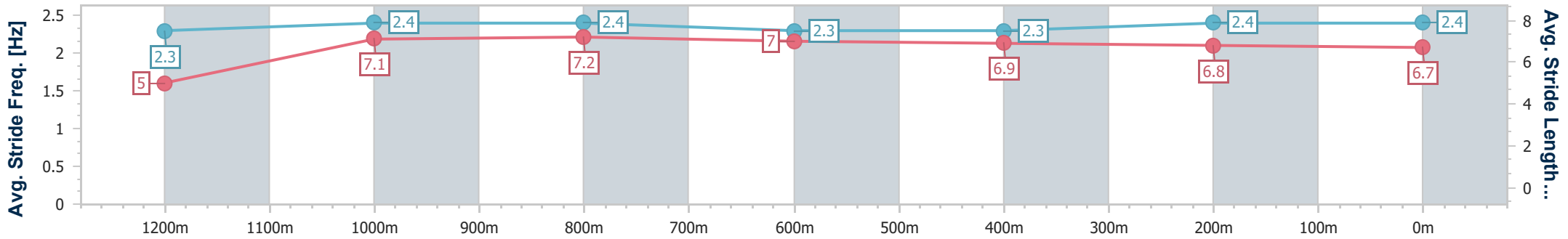
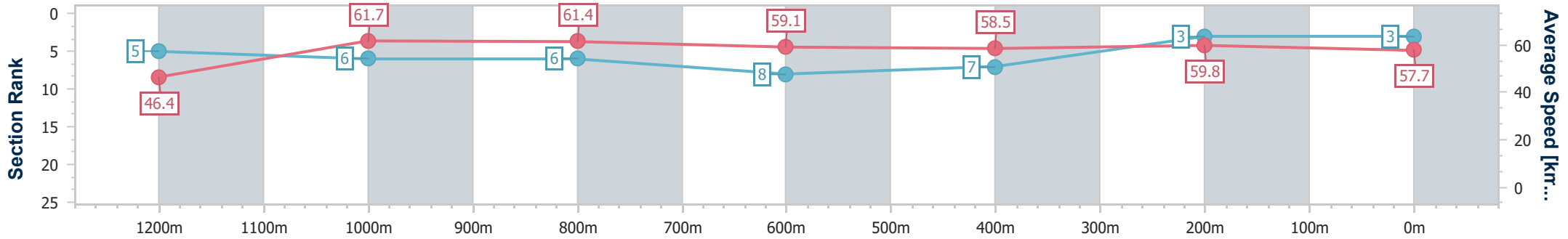
Race 8: TAB Class 1 Plate - 1350m

18 December 2024 - 17:46



Track Rating: Heavy 9, Weather: Overcast, Rail Position: True

Section	Overall	1200m	1000m	800m	600m	400m	200m
Section Times	1:24.51 [3] (0:11.64)	1:12.87 [5] (0:11.75)	1:01.12 [6] (0:11.75)	0:49.37 [6] (0:12.25)	0:37.12 [8] (0:12.44)	0:24.68 [7] (0:12.24)	0:12.44 [3] (0:12.44)
Average Speed [km/h]	46.4	61.7	61.4	59.1	58.5	59.8	57.7
Top Speed [km/h]	60.7	62.8	63.6	60.9	59.3	60.4	59.9
Avg. Dist. to Rail [m]	13.0	5.9	1.9	1.3	1.9	5.3	7.4
Avg. Stride Freq. [Hz]	2.3	2.4	2.4	2.3	2.3	2.4	2.4
Avg. Stride Length [m]	5.0	7.1	7.2	7.0	6.9	6.8	6.7



- [ ] Ranking at each section and finish
- .-.- No data available at this section
- NA No data available



Horse/Jockey Name	Fourandahalf
Final Rank	4
Fastest Section Time (Section)	0:11.80 (1000m)
Top Speed [km/h] (Section)	62.5 (1200m)
Race State	Finished



### Ipswich QLD Professional

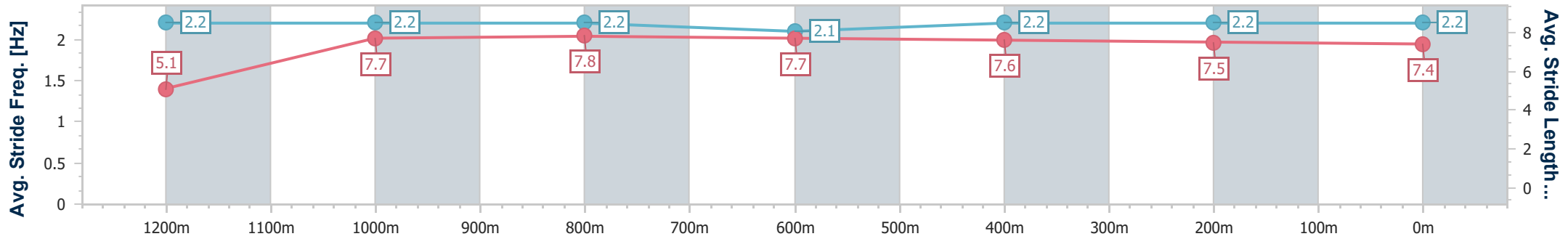
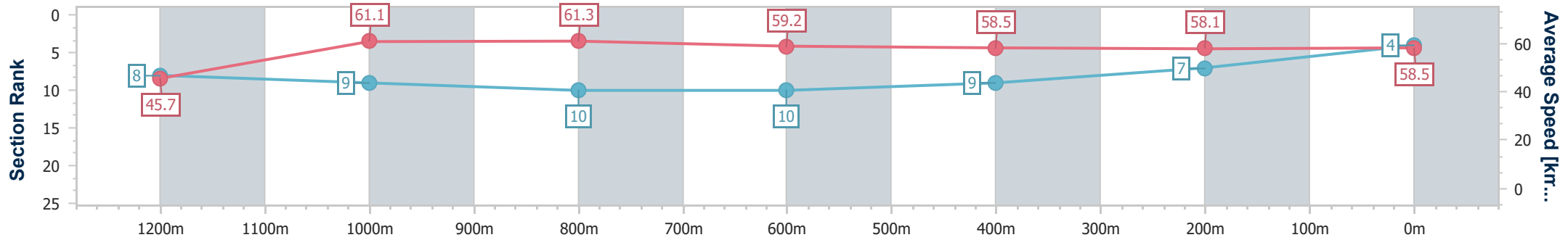
Race 8: TAB Class 1 Plate - 1350m

18 December 2024 - 17:46



Track Rating: Heavy 9, Weather: Overcast, Rail Position: True

Section	Overall	1200m	1000m	800m	600m	400m	200m
Section Times	1:24.60 [4] (0:11.81)	1:12.79 [8] (0:11.81)	1:00.98 [9] (0:11.80)	0:49.18 [10] (0:12.13)	0:37.05 [10] (0:12.30)	0:24.75 [9] (0:12.42)	0:12.33 [7] (0:12.33)
Average Speed [km/h]	45.7	61.1	61.3	59.2	58.5	58.1	58.5
Top Speed [km/h]	60.3	62.5	62.4	60.1	59.7	58.8	58.5
Avg. Dist. to Rail [m]	6.4	4.8	0.8	0.4	0.4	2.0	2.5
Avg. Stride Freq. [Hz]	2.2	2.2	2.2	2.1	2.2	2.2	2.2
Avg. Stride Length [m]	5.1	7.7	7.8	7.7	7.6	7.5	7.4



- [ ] Ranking at each section and finish
- .-.- No data available at this section
- NA No data available



Horse/Jockey Name	Provance
Final Rank	5
Fastest Section Time (Section)	0:11.41 (Overall)
Top Speed [km/h] (Section)	64.5 (Overall)
Race State	Finished



### Ipswich QLD Professional

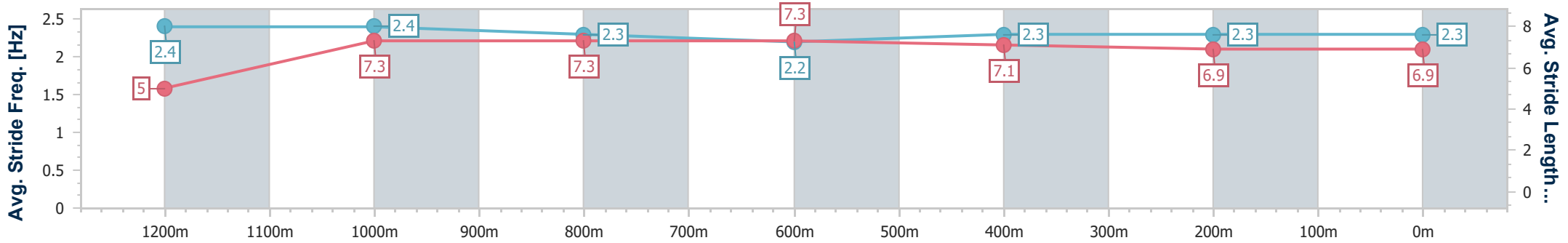
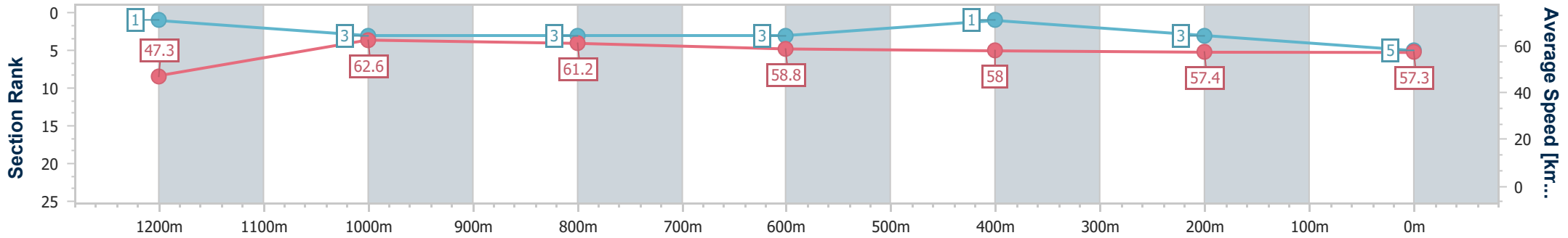
Race 8: TAB Class 1 Plate - 1350m

18 December 2024 - 17:46



Track Rating: Heavy 9, Weather: Overcast, Rail Position: True

Section	Overall	1200m	1000m	800m	600m	400m	200m
Section Times	1:24.63 [5] (0:11.41)	1:13.22 [1] (0:11.58)	1:01.64 [3] (0:11.77)	0:49.87 [3] (0:12.26)	0:37.61 [3] (0:12.42)	0:25.19 [1] (0:12.63)	0:12.56 [3]
Average Speed [km/h]	47.3	62.6	61.2	58.8	58.0	57.4	57.3
Top Speed [km/h]	64.5	64.1	62.9	60.9	59.5	58.5	58.4
Avg. Dist. to Rail [m]	11.0	4.4	0.9	0.3	0.5	2.3	5.2
Avg. Stride Freq. [Hz]	2.4	2.4	2.3	2.2	2.3	2.3	2.3
Avg. Stride Length [m]	5.0	7.3	7.3	7.3	7.1	6.9	6.9



- [ ] Ranking at each section and finish
- .-.- No data available at this section
- NA No data available



Horse/Jockey Name	Make Haste
Final Rank	6
Fastest Section Time (Section)	0:11.51 (1200m)
Top Speed [km/h] (Section)	63.3 (1200m)
Race State	Finished



### Ipswich QLD Professional

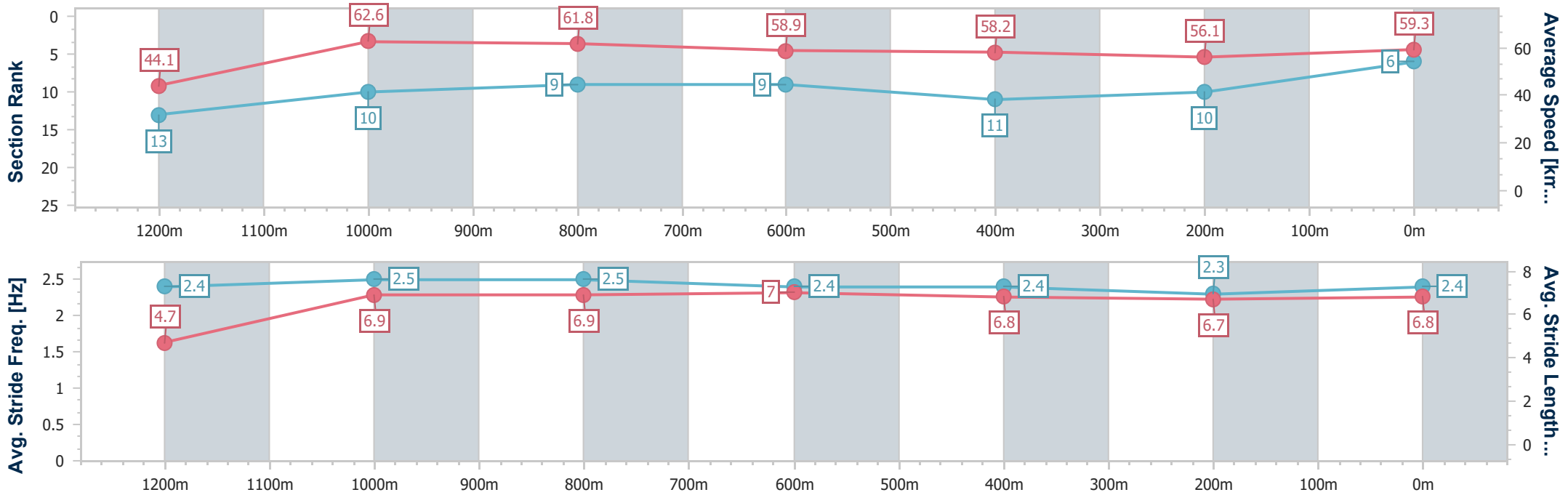
Race 8: TAB Class 1 Plate - 1350m

18 December 2024 - 17:46



Track Rating: Heavy 9, Weather: Overcast, Rail Position: True

Section	Overall	1200m	1000m	800m	600m	400m	200m
Section Times	1:24.83 [6] (0:12.23)	1:12.60 [13] (0:11.51)	1:01.09 [10] (0:11.64)	0:49.45 [9] (0:12.16)	0:37.29 [9] (0:12.36)	0:24.93 [11] (0:12.81)	0:12.12 [10] (0:12.12)
Average Speed [km/h]	44.1	62.6	61.8	58.9	58.2	56.1	59.3
Top Speed [km/h]	62.9	63.3	63.0	61.2	59.6	58.4	60.0
Avg. Dist. to Rail [m]	6.6	3.4	0.8	1.0	0.8	0.5	0.3
Avg. Stride Freq. [Hz]	2.4	2.5	2.5	2.4	2.4	2.3	2.4
Avg. Stride Length [m]	4.7	6.9	6.9	7.0	6.8	6.7	6.8



- [ ] Ranking at each section and finish
- .-.- No data available at this section
- NA No data available



Horse/Jockey Name	Hurricane Harlow
Final Rank	7
Fastest Section Time (Section)	0:11.54 (1200m)
Top Speed [km/h] (Section)	63.8 (1200m)
Race State	Finished



### Ipswich QLD Professional

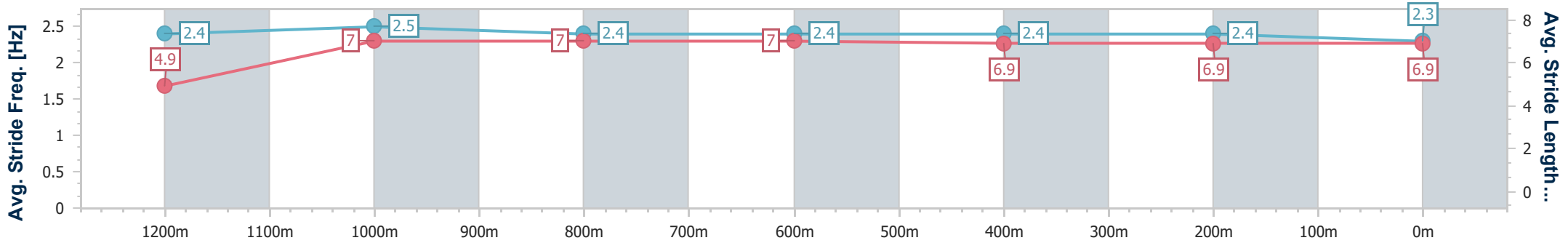
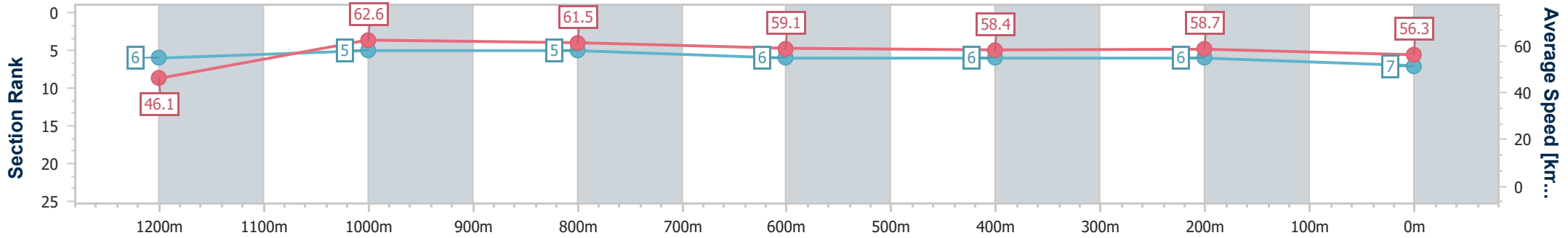
Race 8: TAB Class 1 Plate - 1350m

18 December 2024 - 17:46



Track Rating: Heavy 9, Weather: Overcast, Rail Position: True

Section	Overall	1200m	1000m	800m	600m	400m	200m
Section Times	1:24.89 [7] (0:11.74)	1:13.15 [6] (0:11.54)	1:01.61 [5] (0:11.78)	0:49.83 [5] (0:12.19)	0:37.64 [6] (0:12.45)	0:25.19 [6] (0:12.42)	0:12.77 [6] (0:12.77)
Average Speed [km/h]	46.1	62.6	61.5	59.1	58.4	58.7	56.3
Top Speed [km/h]	63.2	63.8	62.8	60.5	59.5	59.6	59.0
Avg. Dist. to Rail [m]	12.0	5.3	1.4	0.8	1.7	4.5	7.5
Avg. Stride Freq. [Hz]	2.4	2.5	2.4	2.4	2.4	2.4	2.3
Avg. Stride Length [m]	4.9	7.0	7.0	7.0	6.9	6.9	6.9



- [ ] Ranking at each section and finish
- .-.- No data available at this section
- NA No data available



Horse/Jockey Name	Peaceful Prince
Final Rank	8
Fastest Section Time (Section)	0:11.62 (1200m)
Top Speed [km/h] (Section)	63.5 (1200m)
Race State	Finished



### Ipswich QLD Professional

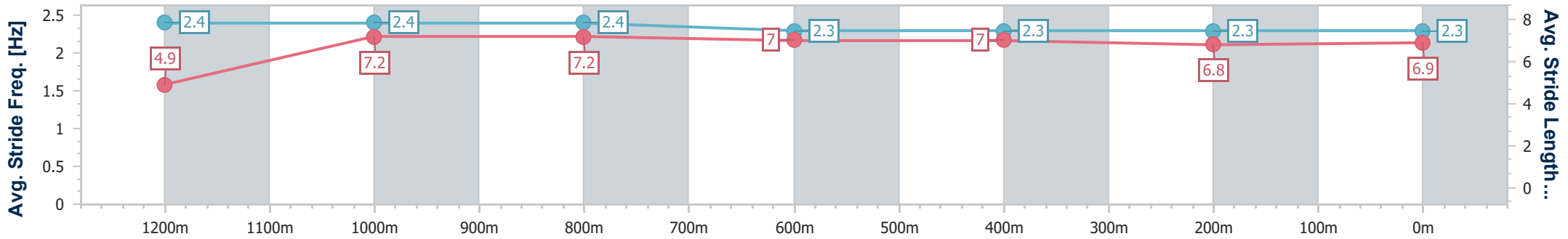
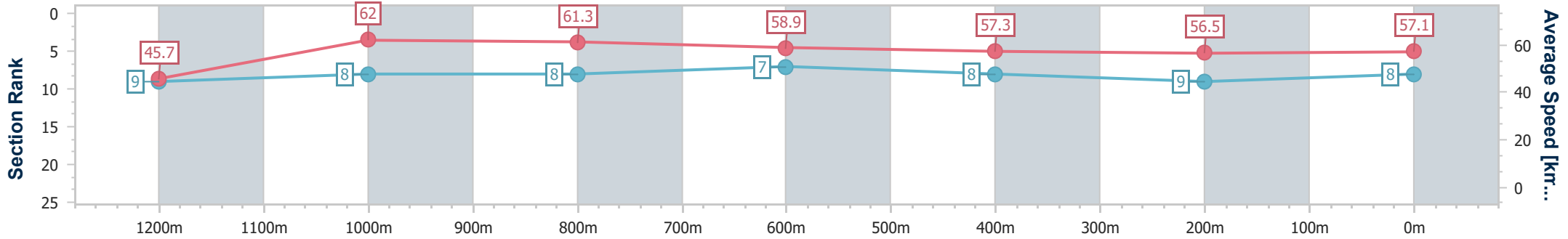
Race 8: TAB Class 1 Plate - 1350m

18 December 2024 - 17:46



Track Rating: Heavy 9, Weather: Overcast, Rail Position: True

Section	Overall	1200m	1000m	800m	600m	400m	200m
Section Times	1:25.21 [8] (0:11.85)	1:13.36 [9] (0:11.62)	1:01.74 [8] (0:11.75)	0:49.99 [8] (0:12.14)	0:37.85 [7] (0:12.47)	0:25.38 [8] (0:12.78)	0:12.60 [9] (0:12.60)
Average Speed [km/h]	45.7	62.0	61.3	58.9	57.3	56.5	57.1
Top Speed [km/h]	61.1	63.5	62.5	61.1	59.3	58.2	57.8
Avg. Dist. to Rail [m]	4.1	3.1	0.5	1.2	1.6	1.2	4.1
Avg. Stride Freq. [Hz]	2.4	2.4	2.4	2.3	2.3	2.3	2.3
Avg. Stride Length [m]	4.9	7.2	7.2	7.0	7.0	6.8	6.9



- [ ] Ranking at each section and finish
- .-.- No data available at this section
- NA No data available



Horse/Jockey Name	Betathaneva
Final Rank	9
Fastest Section Time (Section)	0:11.66 (1200m)
Top Speed [km/h] (Section)	63.6 (1000m)
Race State	Finished



### Ipswich QLD Professional

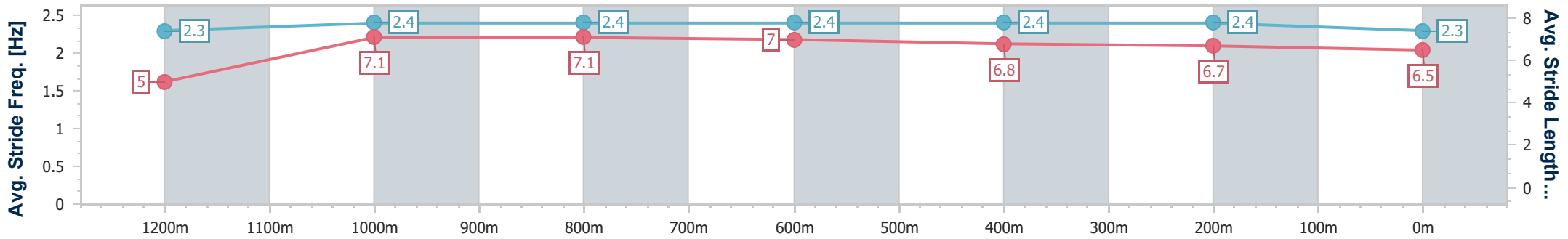
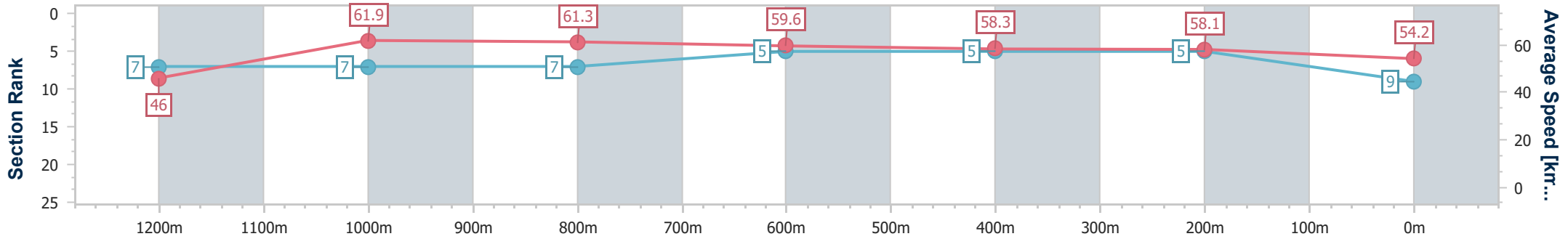
Race 8: TAB Class 1 Plate - 1350m

18 December 2024 - 17:46



Track Rating: Heavy 9, Weather: Overcast, Rail Position: True

Section	Overall	1200m	1000m	800m	600m	400m	200m
Section Times	1:25.38 [9] (0:11.78)	1:13.60 [7] (0:11.66)	1:01.94 [7] (0:11.73)	0:50.21 [7] (0:12.06)	0:38.15 [5] (0:12.40)	0:25.75 [5] (0:12.47)	0:13.28 [5] (0:13.28)
Average Speed [km/h]	46.0	61.9	61.3	59.6	58.3	58.1	54.2
Top Speed [km/h]	61.9	63.3	63.6	61.1	60.0	59.5	58.2
Avg. Dist. to Rail [m]	5.2	3.7	0.4	0.2	0.6	3.2	6.1
Avg. Stride Freq. [Hz]	2.3	2.4	2.4	2.4	2.4	2.4	2.3
Avg. Stride Length [m]	5.0	7.1	7.1	7.0	6.8	6.7	6.5



- [ ] Ranking at each section and finish
- .-.- No data available at this section
- NA No data available





Horse/Jockey Name	Whistlin' Ruler
Final Rank	10
Fastest Section Time (Section)	0:11.90 (Overall)
Top Speed [km/h] (Section)	61.5 (1200m)
Race State	Finished



### Ipswich QLD Professional

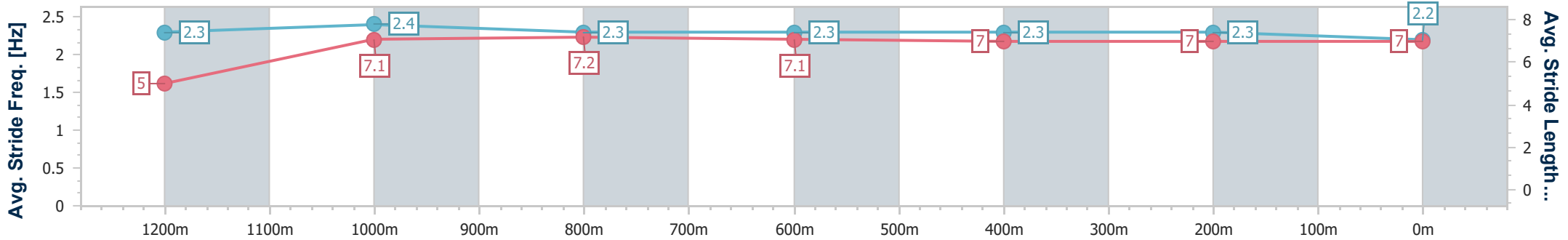
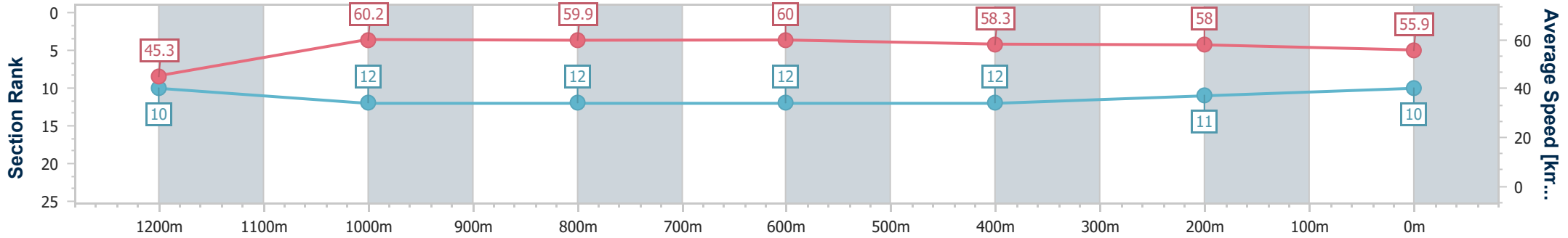
Race 8: TAB Class 1 Plate - 1350m

18 December 2024 - 17:46



Track Rating: Heavy 9, Weather: Overcast, Rail Position: True

Section	Overall	1200m	1000m	800m	600m	400m	200m
Section Times	1:25.64 [10] (0:11.90)	1:13.74 [10] (0:12.04)	1:01.70 [12] (0:12.05)	0:49.65 [12] (0:11.97)	0:37.68 [12] (0:12.33)	0:25.35 [12] (0:12.48)	0:12.87 [11] (0:12.87)
Average Speed [km/h]	45.3	60.2	59.9	60.0	58.3	58.0	55.9
Top Speed [km/h]	60.6	61.5	61.3	60.7	59.6	59.2	56.7
Avg. Dist. to Rail [m]	8.0	5.8	1.4	0.5	0.2	2.1	5.5
Avg. Stride Freq. [Hz]	2.3	2.4	2.3	2.3	2.3	2.3	2.2
Avg. Stride Length [m]	5.0	7.1	7.2	7.1	7.0	7.0	7.0



- [ ] Ranking at each section and finish
- .-.- No data available at this section
- NA No data available



Horse/Jockey Name	River Rogue
Final Rank	11
Fastest Section Time (Section)	0:11.61 (Overall)
Top Speed [km/h] (Section)	63.1 (1200m)
Race State	Finished



### Ipswich QLD Professional

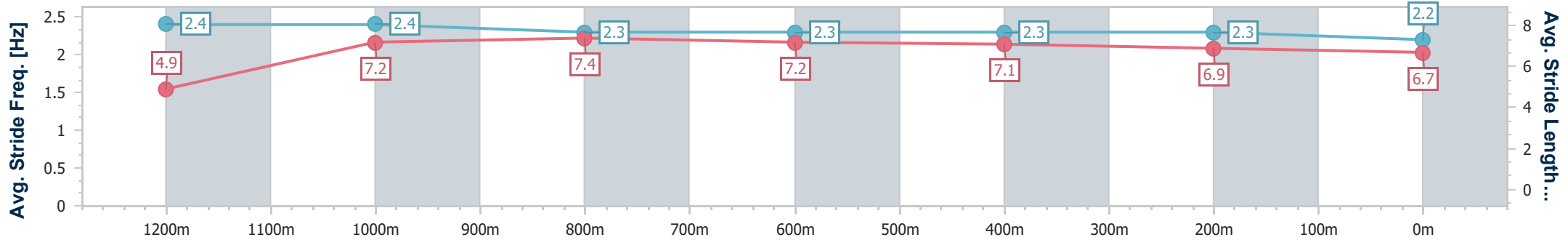
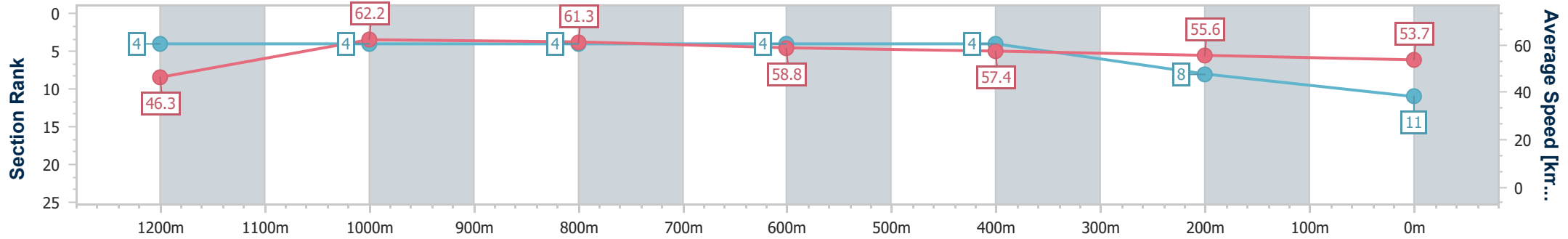
Race 8: TAB Class 1 Plate - 1350m

18 December 2024 - 17:46



Track Rating: Heavy 9, Weather: Overcast, Rail Position: True

Section	Overall	1200m	1000m	800m	600m	400m	200m
Section Times	1:25.87 [11] (0:11.61)	1:14.26 [4] (0:11.63)	1:02.63 [4] (0:11.71)	0:50.92 [4] (0:12.14)	0:38.78 [4] (0:12.51)	0:26.27 [4] (0:12.93)	0:13.34 [8] (0:13.34)
Average Speed [km/h]	46.3	62.2	61.3	58.8	57.4	55.6	53.7
Top Speed [km/h]	62.0	63.1	62.1	60.1	58.8	56.5	55.7
Avg. Dist. to Rail [m]	8.8	3.7	0.9	1.4	1.0	0.8	1.6
Avg. Stride Freq. [Hz]	2.4	2.4	2.3	2.3	2.3	2.3	2.2
Avg. Stride Length [m]	4.9	7.2	7.4	7.2	7.1	6.9	6.7



- [ ] Ranking at each section and finish
- .-.- No data available at this section
- NA No data available



Horse/Jockey Name	Parchemin
Final Rank	12
Fastest Section Time (Section)	0:11.81 (800m)
Top Speed [km/h] (Section)	61.6 (800m)
Race State	Finished



### Ipswich QLD Professional

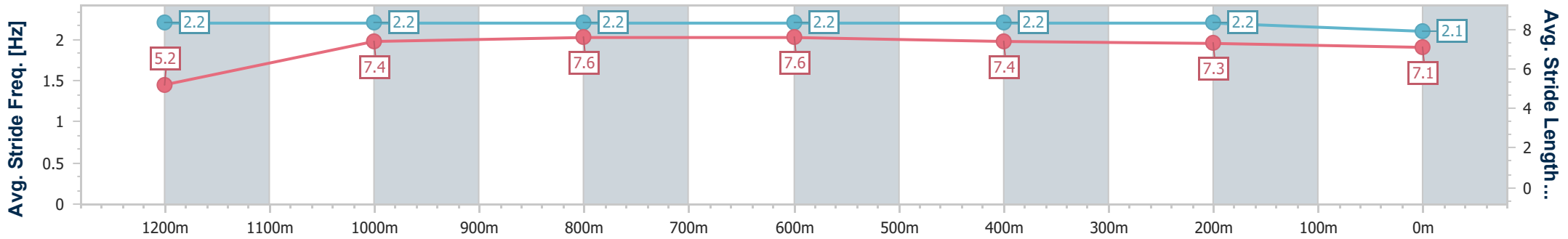
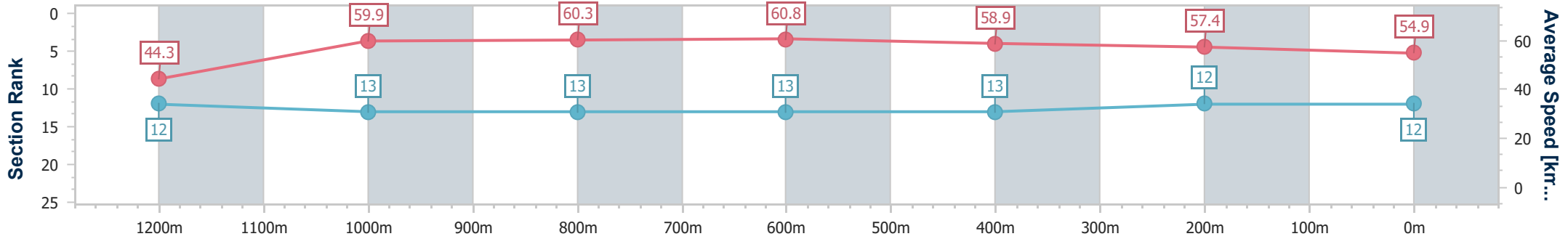
Race 8: TAB Class 1 Plate - 1350m

18 December 2024 - 17:46



Track Rating: Heavy 9, Weather: Overcast, Rail Position: True

Section	Overall	1200m	1000m	800m	600m	400m	200m
Section Times	1:26.03 [12] (0:12.19)	1:13.84 [12] (0:12.09)	1:01.75 [13] (0:11.97)	0:49.78 [13] (0:11.81)	0:37.97 [13] (0:12.25)	0:25.72 [13] (0:12.64)	0:13.08 [12] (0:13.08)
Average Speed [km/h]	44.3	59.9	60.3	60.8	58.9	57.4	54.9
Top Speed [km/h]	59.5	61.4	61.2	61.6	59.7	58.6	57.2
Avg. Dist. to Rail [m]	12.5	5.8	0.7	0.2	0.5	3.2	8.0
Avg. Stride Freq. [Hz]	2.2	2.2	2.2	2.2	2.2	2.2	2.1
Avg. Stride Length [m]	5.2	7.4	7.6	7.6	7.4	7.3	7.1



- [ ] Ranking at each section and finish
- .-.- No data available at this section
- NA No data available



Horse/Jockey Name	Icy Isea
Final Rank	13
Fastest Section Time (Section)	0:11.45 (Overall)
Top Speed [km/h] (Section)	63.9 (1200m)
Race State	Finished



### Ipswich QLD Professional

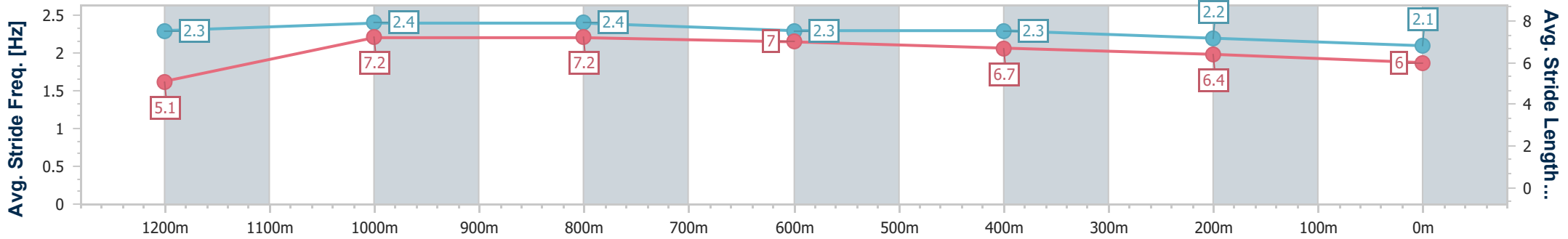
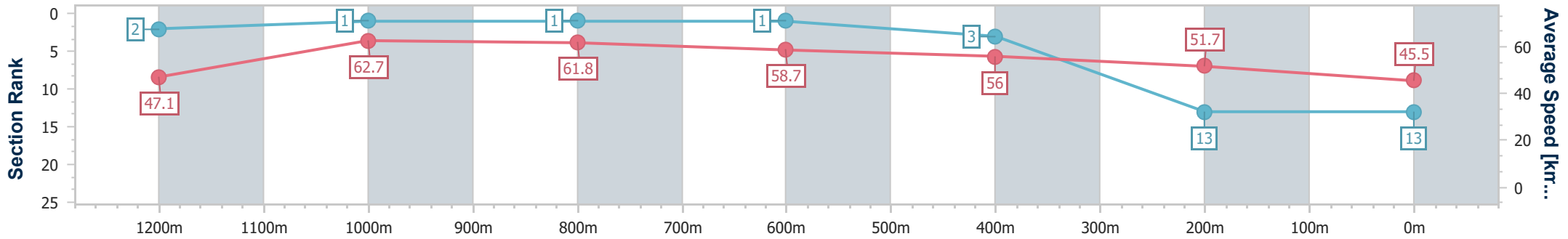
Race 8: TAB Class 1 Plate - 1350m

18 December 2024 - 17:46



Track Rating: Heavy 9, Weather: Overcast, Rail Position: True

Section	Overall	1200m	1000m	800m	600m	400m	200m
Section Times	1:29.16 [13] (0:11.45)	1:17.71 [2] (0:11.50)	1:06.21 [1] (0:11.62)	0:54.59 [1] (0:12.24)	0:42.35 [1] (0:12.77)	0:29.58 [3] (0:13.83)	0:15.75 [13] (0:15.75)
Average Speed [km/h]	47.1	62.7	61.8	58.7	56.0	51.7	45.5
Top Speed [km/h]	63.0	63.9	63.1	60.9	57.7	54.6	49.8
Avg. Dist. to Rail [m]	7.9	2.9	0.7	1.0	1.2	1.3	0.7
Avg. Stride Freq. [Hz]	2.3	2.4	2.4	2.3	2.3	2.2	2.1
Avg. Stride Length [m]	5.1	7.2	7.2	7.0	6.7	6.4	6.0



- [ ] Ranking at each section and finish
- .-.- No data available at this section
- NA No data available