



**Toowoomba QLD Professional**  
**Race 1: Empire of Japan - Standing @ Hopetoun Farm BENCHMARK 62**  
**Handicap - 1300m**  
**14 December 2024 - 17:17**



Track Rating: Soft 5, Weather: Overcast, Rail Position: +3m 800m-400m, +5m Remainder

Section							Overall	1200m	1000m	800m	600m	400m	Last 600m
Field Times							1:19.85 (0:08.17)	1:11.68 (0:11.16)	1:00.52 (0:11.40)	0:49.12 (0:11.93)	0:37.19 (0:12.02)	0:25.17 (0:12.06)	0:37.19
Rank	TAB	Horse/Jockey	Barrier	Top Speed [km/h]	Fastest Section								Distance Travelled [m]
1	4	<b>COMMAND APPROVED</b> Chelsea Baker	9	65.3 1200m	0:08.17 Overall	1:19.85 [1] (0:08.17)	1:11.68 [1] (0:11.16)	1:00.52 [1] (0:11.40)	0:49.12 [1] (0:11.93)	0:37.19 [1] (0:12.02)	0:25.17 [1] (0:12.06)	0:37.19	
2	9	<b>PITAVAGO</b> Nozi Tomizawa	3	64.3 1200m	0:08.63 Overall	1:19.89 [2] (0:08.63)	1:11.26 [3] (0:11.41)	0:59.85 [6] (0:11.40)	0:48.45 [6] (0:11.93)	0:36.52 [6] (0:12.18)	0:24.34 [6] (0:11.96)	0:36.52	-1
3	11	<b>HAYSIRI</b> Karl Zechner	4	66.0 1200m	0:08.87 Overall	1:20.24 [3] (0:08.87)	1:11.37 [7] (0:11.11)	1:00.26 [5] (0:11.42)	0:48.84 [5] (0:11.91)	0:36.93 [5] (0:12.15)	0:24.78 [4] (0:12.28)	0:36.93	+2
4	7	<b>FIERY RING</b> Montanna Savva	6	67.0 1200m	0:08.74 Overall	1:20.29 [4] (0:08.74)	1:11.55 [6] (0:10.96)	1:00.59 [4] (0:11.32)	0:49.27 [3] (0:11.97)	0:37.30 [3] (0:12.20)	0:25.10 [2] (0:12.15)	0:37.30	-1
5	10	<b>UNION SPIRIT</b> Georgina Cartwright	1	64.0 1200m	0:08.74 Overall	1:20.37 [5] (0:08.74)	1:11.63 [5] (0:11.53)	1:00.10 [7] (0:11.48)	0:48.62 [8] (0:11.81)	0:36.81 [7] (0:12.14)	0:24.67 [7] (0:12.18)	0:36.81	-2
6	8	<b>MISS MOZAMBIQUE</b> Les Tilley	8	66.2 1200m	0:09.10 Overall	1:20.49 [6] (0:09.10)	1:11.39 [8] (0:11.23)	1:00.16 [8] (0:11.41)	0:48.75 [7] (0:11.90)	0:36.85 [8] (0:12.22)	0:24.63 [8] (0:12.07)	0:36.85	+3
7	5	<b>JACKS AND SODA</b> Kenji Yoshida	5	66.0 1200m	0:08.50 Overall	1:21.22 [7] (0:08.50)	1:12.72 [2] (0:11.19)	1:01.53 [3] (0:11.65)	0:49.88 [4] (0:11.73)	0:38.15 [4] (0:12.44)	0:25.71 [5] (0:12.51)	0:38.15	+1
8	1	<b>PRIVATE BANKER</b> Rob Thorburn	7	67.6 1200m	0:08.68 Overall	1:22.01 [8] (0:08.68)	1:13.33 [4] (0:10.91)	1:02.42 [2] (0:11.25)	0:51.17 [2] (0:12.06)	0:39.11 [2] (0:12.45)	0:26.66 [3] (0:12.89)	0:39.11	+2
9	3	<b>SPOKE TO RAJIV</b> Nathan Fazackerley	2	64.4 1200m	0:09.17 Overall	1:22.06 [9] (0:09.17)	1:12.89 [9] (0:11.40)	1:01.49 [9] (0:11.53)	0:49.96 [9] (0:11.89)	0:38.07 [9] (0:12.56)	0:25.51 [9] (0:12.41)	0:38.07	+0

Scratched: New York Gal (#6), Human Touch (#13), Motion Sensor (#14), Make Haste (#12), I Stole It (#2)



**Toowoomba QLD Professional**  
**Race 1: Empire of Japan - Standing @ Hopetoun Farm BENCHMARK 62**  
**Handicap - 1300m**  
**14 December 2024 - 17:17**



Track Rating: Soft 5, Weather: Overcast, Rail Position: +3m 800m-400m, +5m Remainder

Section				200m				Last 600m	
Field Times				0:13.11 (0:13.11)				0:37.19	
Rank	TAB	Horse/Jockey	Barrier	Top Speed [km/h]	Fastest Section	Margin			Distance Travelled [m]
1	4	<b>COMMAND APPROVED</b> Chelsea Baker	9	65.3 1200m	0:08.17 Overall	0:13.11 [1] (0:13.11)	1:19.85		0:37.19
2	9	<b>PITAVAGO</b> Nozi Tomizawa	3	64.3 1200m	0:08.63 Overall	0:12.38 [3] (0:12.38)	0.2L		0:36.52 -1
3	11	<b>HAYSIRI</b> Karl Zechner	4	66.0 1200m	0:08.87 Overall	0:12.50 [4] (0:12.50)	2.2L		0:36.93 +2
4	7	<b>FIERY RING</b> Montanna Savva	6	67.0 1200m	0:08.74 Overall	0:12.95 [2] (0:12.95)	2.4L		0:37.30 -1
5	10	<b>UNION SPIRIT</b> Georgina Cartwright	1	64.0 1200m	0:08.74 Overall	0:12.49 [5] (0:12.49)	2.7L		0:36.81 -2
6	8	<b>MISS MOZAMBIQUE</b> Les Tilley	8	66.2 1200m	0:09.10 Overall	0:12.56 [6] (0:12.56)	3.2L		0:36.85 +3
7	5	<b>JACKS AND SODA</b> Kenji Yoshida	5	66.0 1200m	0:08.50 Overall	0:13.20 [7] (0:13.20)	7.5L		0:38.15 +1
8	1	<b>PRIVATE BANKER</b> Rob Thorburn	7	67.6 1200m	0:08.68 Overall	0:13.77 [8] (0:13.77)	12L		0:39.11 +2
9	3	<b>SPOKE TO RAJIV</b> Nathan Fazackerley	2	64.4 1200m	0:09.17 Overall	0:13.10 [9] (0:13.10)	12.2L		0:38.07 +0

Scratched: New York Gal (#6), Human Touch (#13), Motion Sensor (#14), Make Haste (#12), I Stole It (#2)



Horse/Jockey Name	Command Approved
Final Rank	1
Fastest Section Time (Section)	0:08.17 (Overall)
Top Speed [km/h] (Section)	65.3 (1200m)
Race State	Finished



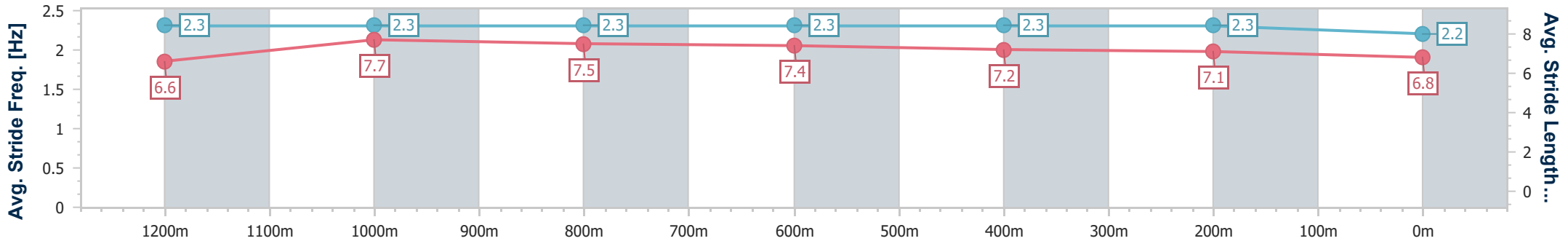
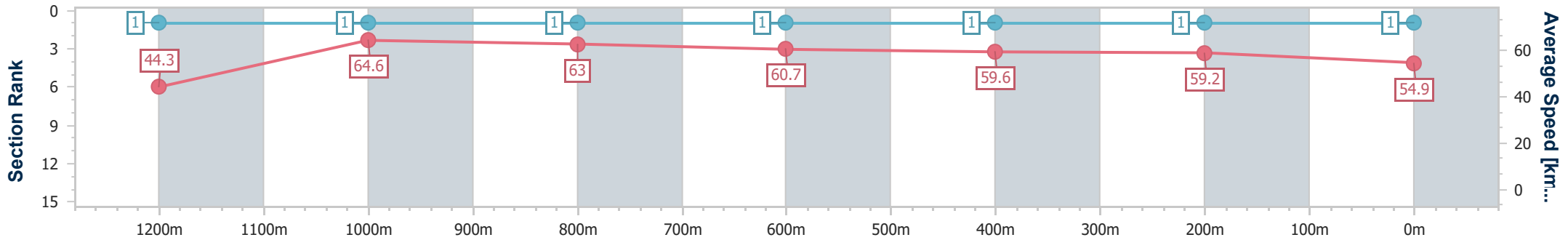
**Toowoomba QLD Professional**  
**Race 1: Empire of Japan - Standing @ Hopetoun Farm**  
**BENCHMARK 62 Handicap - 1300m**



14 December 2024 - 17:17

Track Rating: Soft 5, Weather: Overcast, Rail Position: +3m 800m-400m, +5m Remainder

Section	Overall	1200m	1000m	800m	600m	400m	200m
Section Times	1:19.85 [1] (0:08.17)	1:11.68 [1] (0:11.16)	1:00.52 [1] (0:11.40)	0:49.12 [1] (0:11.93)	0:37.19 [1] (0:12.02)	0:25.17 [1] (0:12.06)	0:13.11 [1] (0:13.11)
Average Speed [km/h]	44.3	64.6	63.0	60.7	59.6	59.2	54.9
Top Speed [km/h]	64.4	65.3	64.0	61.8	60.3	60.3	57.8
Avg. Dist. to Rail [m]	10.0	2.4	1.7	1.5	0.8	1.1	0.6
Avg. Stride Freq. [Hz]	2.3	2.3	2.3	2.3	2.3	2.3	2.2
Avg. Stride Length [m]	6.6	7.7	7.5	7.4	7.2	7.1	6.8



- [ ] Ranking at each section and finish
- .-.- No data available at this section
- NA No data available



Horse/Jockey Name	Pitavago
Final Rank	2
Fastest Section Time (Section)	0:08.63 (Overall)
Top Speed [km/h] (Section)	64.3 (1200m)
Race State	Finished



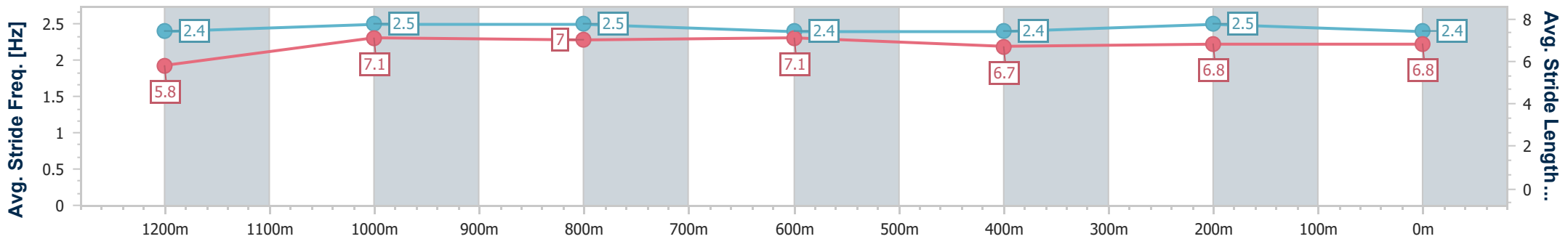
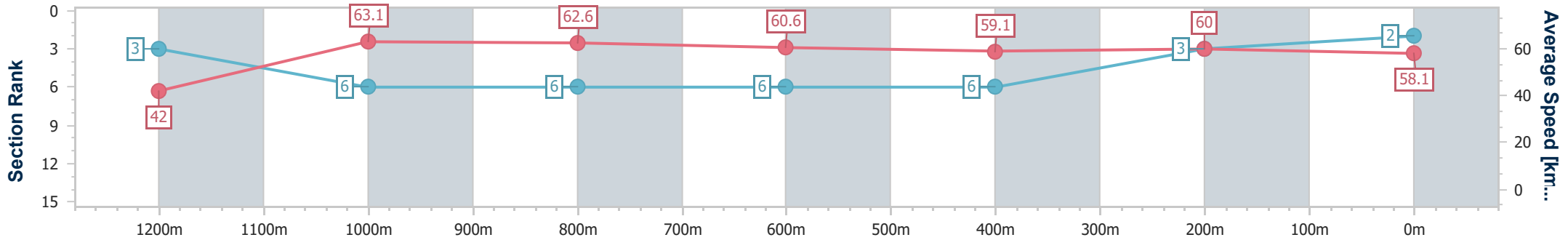
**Toowoomba QLD Professional**  
**Race 1: Empire of Japan - Standing @ Hopetoun Farm**  
**BENCHMARK 62 Handicap - 1300m**



14 December 2024 - 17:17

Track Rating: Soft 5, Weather: Overcast, Rail Position: +3m 800m-400m, +5m Remainder

Section	Overall	1200m	1000m	800m	600m	400m	200m
Section Times	1:19.89 [2] (0:08.63)	1:11.26 [3] (0:11.41)	0:59.85 [6] (0:11.40)	0:48.45 [6] (0:11.93)	0:36.52 [6] (0:12.18)	0:24.34 [6] (0:11.96)	0:12.38 [3] (0:12.38)
Average Speed [km/h]	42.0	63.1	62.6	60.6	59.1	60.0	58.1
Top Speed [km/h]	61.3	64.3	63.1	62.4	60.4	60.7	60.9
Avg. Dist. to Rail [m]	2.8	0.5	0.3	0.4	0.9	1.4	1.4
Avg. Stride Freq. [Hz]	2.4	2.5	2.5	2.4	2.4	2.5	2.4
Avg. Stride Length [m]	5.8	7.1	7.0	7.1	6.7	6.8	6.8



- [ ] Ranking at each section and finish
- .-.- No data available at this section
- NA No data available



Horse/Jockey Name	Haysiri
Final Rank	3
Fastest Section Time (Section)	0:08.87 (Overall)
Top Speed [km/h] (Section)	66.0 (1200m)
Race State	Finished



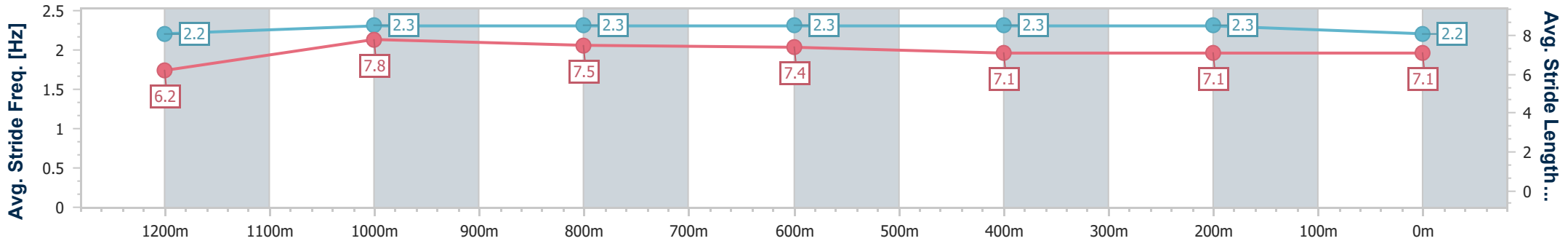
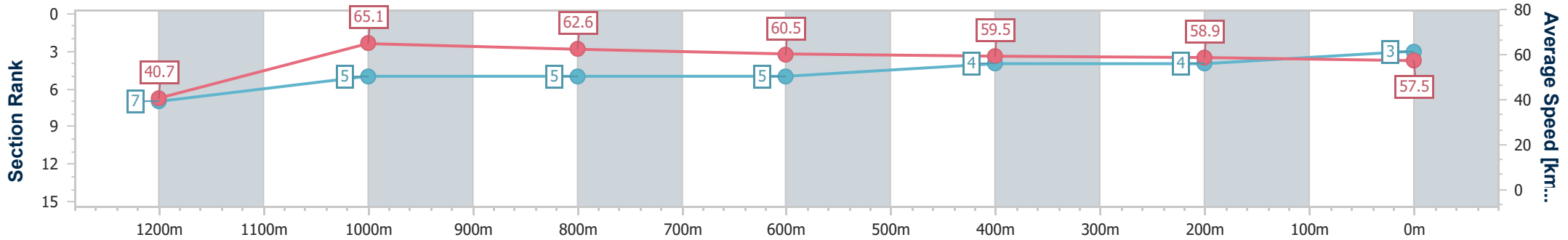
**Toowoomba QLD Professional**  
**Race 1: Empire of Japan - Standing @ Hopetoun Farm**  
**BENCHMARK 62 Handicap - 1300m**



14 December 2024 - 17:17

Track Rating: Soft 5, Weather: Overcast, Rail Position: +3m 800m-400m, +5m Remainder

Section	Overall	1200m	1000m	800m	600m	400m	200m
Section Times	1:20.24 [3] (0:08.87)	1:11.37 [7] (0:11.11)	1:00.26 [5] (0:11.42)	0:48.84 [5] (0:11.91)	0:36.93 [5] (0:12.15)	0:24.78 [4] (0:12.28)	0:12.50 [4] (0:12.50)
Average Speed [km/h]	40.7	65.1	62.6	60.5	59.5	58.9	57.5
Top Speed [km/h]	63.1	66.0	65.0	63.0	62.3	59.7	59.3
Avg. Dist. to Rail [m]	1.9	0.7	0.7	1.0	2.1	1.5	0.6
Avg. Stride Freq. [Hz]	2.2	2.3	2.3	2.3	2.3	2.3	2.2
Avg. Stride Length [m]	6.2	7.8	7.5	7.4	7.1	7.1	7.1



- [ ] Ranking at each section and finish
- .-.- No data available at this section
- NA No data available



Horse/Jockey Name	Fiery Ring
Final Rank	4
Fastest Section Time (Section)	0:08.74 (Overall)
Top Speed [km/h] (Section)	67.0 (1200m)
Race State	Finished



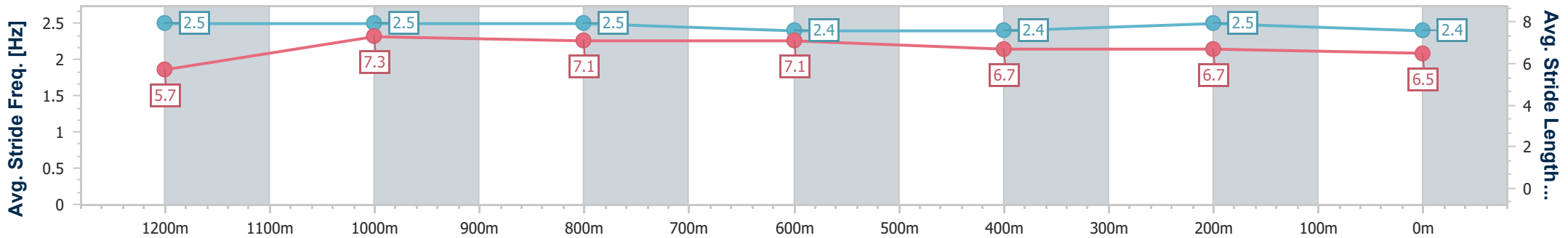
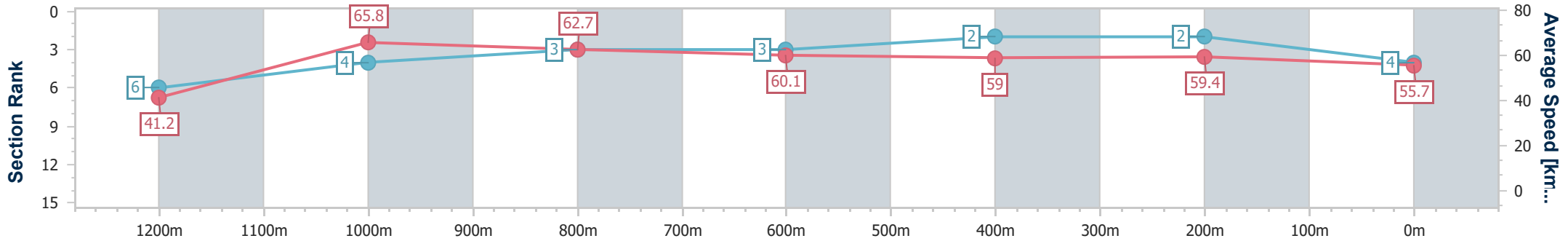
Toowoomba QLD Professional  
 Race 1: Empire of Japan - Standing @ Hopetoun Farm  
 BENCHMARK 62 Handicap - 1300m



14 December 2024 - 17:17

Track Rating: Soft 5, Weather: Overcast, Rail Position: +3m 800m-400m, +5m Remainder

Section	Overall	1200m	1000m	800m	600m	400m	200m
Section Times	1:20.29 [4] (0:08.74)	1:11.55 [6] (0:10.96)	1:00.59 [4] (0:11.32)	0:49.27 [3] (0:11.97)	0:37.30 [3] (0:12.20)	0:25.10 [2] (0:12.15)	0:12.95 [2] (0:12.95)
Average Speed [km/h]	41.2	65.8	62.7	60.1	59.0	59.4	55.7
Top Speed [km/h]	63.4	67.0	66.4	62.3	60.3	61.4	58.6
Avg. Dist. to Rail [m]	3.6	1.2	1.3	1.2	1.8	0.3	1.1
Avg. Stride Freq. [Hz]	2.5	2.5	2.5	2.4	2.4	2.5	2.4
Avg. Stride Length [m]	5.7	7.3	7.1	7.1	6.7	6.7	6.5



- [ ] Ranking at each section and finish
- .-.- No data available at this section
- NA No data available



Horse/Jockey Name	Union Spirit
Final Rank	5
Fastest Section Time (Section)	0:08.74 (Overall)
Top Speed [km/h] (Section)	64.0 (1200m)
Race State	Finished



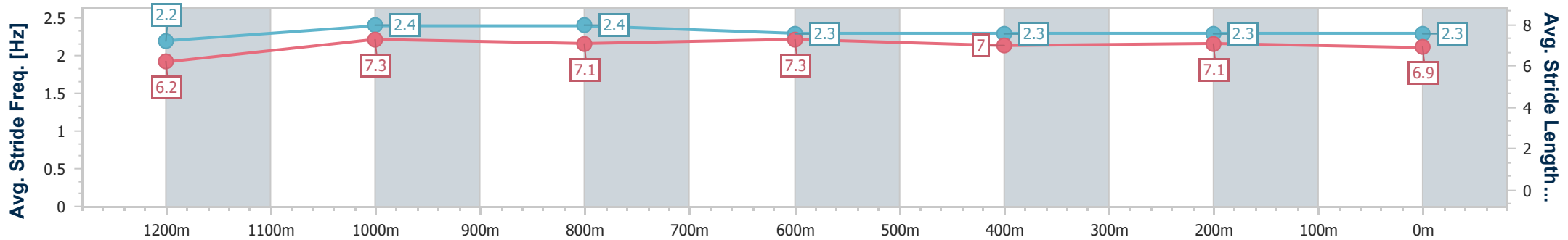
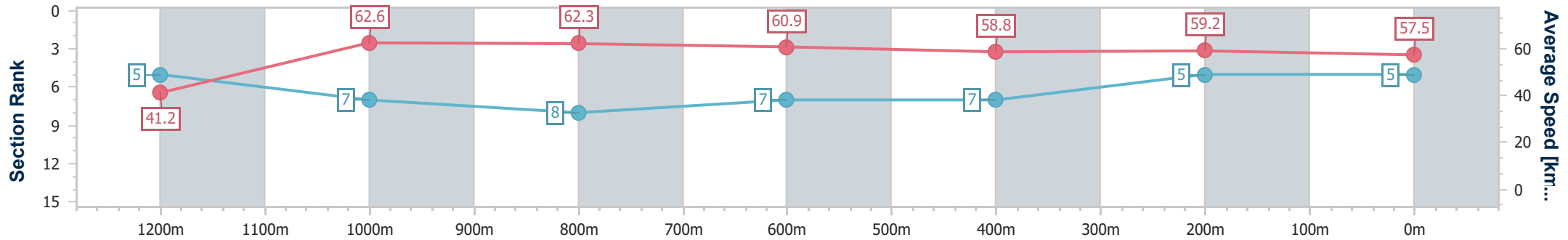
Toowoomba QLD Professional  
 Race 1: Empire of Japan - Standing @ Hopetoun Farm  
 BENCHMARK 62 Handicap - 1300m



14 December 2024 - 17:17

Track Rating: Soft 5, Weather: Overcast, Rail Position: +3m 800m-400m, +5m Remainder

Section	Overall	1200m	1000m	800m	600m	400m	200m
Section Times	1:20.37 [5] (0:08.74)	1:11.63 [5] (0:11.53)	1:00.10 [7] (0:11.48)	0:48.62 [8] (0:11.81)	0:36.81 [7] (0:12.14)	0:24.67 [7] (0:12.18)	0:12.49 [5] (0:12.49)
Average Speed [km/h]	41.2	62.6	62.3	60.9	58.8	59.2	57.5
Top Speed [km/h]	60.5	64.0	63.4	63.0	60.2	59.7	59.1
Avg. Dist. to Rail [m]	4.2	2.6	1.4	0.6	0.3	1.3	1.1
Avg. Stride Freq. [Hz]	2.2	2.4	2.4	2.3	2.3	2.3	2.3
Avg. Stride Length [m]	6.2	7.3	7.1	7.3	7.0	7.1	6.9



- [ ] Ranking at each section and finish
- .-.- No data available at this section
- NA No data available



Horse/Jockey Name	Miss Mozambique
Final Rank	6
Fastest Section Time (Section)	0:09.10 (Overall)
Top Speed [km/h] (Section)	66.2 (1200m)
Race State	Finished



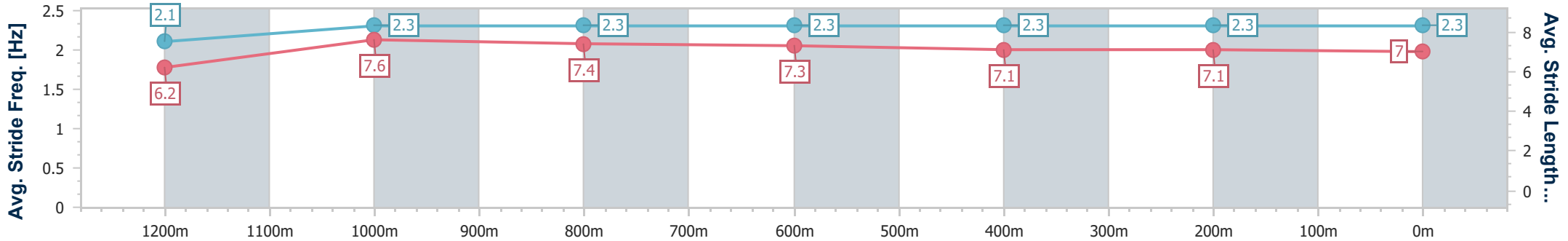
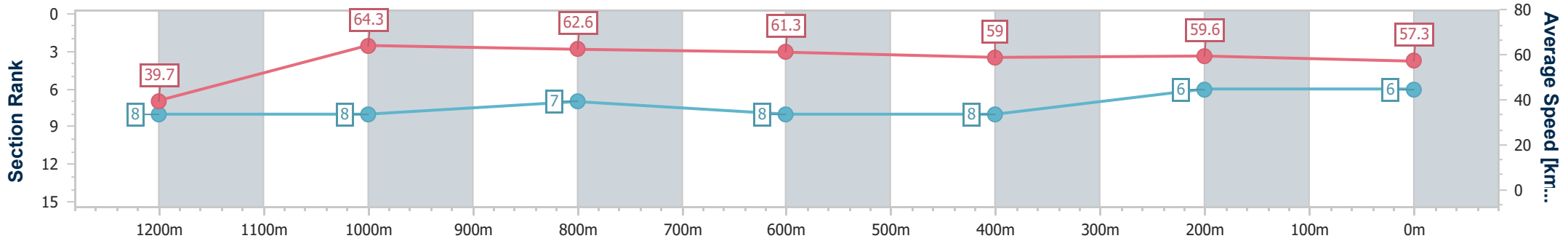
Toowoomba QLD Professional  
 Race 1: Empire of Japan - Standing @ Hopetoun Farm  
 BENCHMARK 62 Handicap - 1300m



14 December 2024 - 17:17

Track Rating: Soft 5, Weather: Overcast, Rail Position: +3m 800m-400m, +5m Remainder

Section	Overall	1200m	1000m	800m	600m	400m	200m
Section Times	1:20.49 [6] (0:09.10)	1:11.39 [8] (0:11.23)	1:00.16 [8] (0:11.41)	0:48.75 [7] (0:11.90)	0:36.85 [8] (0:12.22)	0:24.63 [8] (0:12.07)	0:12.56 [6] (0:12.56)
Average Speed [km/h]	39.7	64.3	62.6	61.3	59.0	59.6	57.3
Top Speed [km/h]	62.0	66.2	64.8	62.1	60.2	60.4	58.8
Avg. Dist. to Rail [m]	6.9	2.5	2.3	1.9	0.9	2.0	2.6
Avg. Stride Freq. [Hz]	2.1	2.3	2.3	2.3	2.3	2.3	2.3
Avg. Stride Length [m]	6.2	7.6	7.4	7.3	7.1	7.1	7.0



- [ ] Ranking at each section and finish
- .-.- No data available at this section
- NA No data available





Horse/Jockey Name	Jacks And Soda
Final Rank	7
Fastest Section Time (Section)	0:08.50 (Overall)
Top Speed [km/h] (Section)	66.0 (1200m)
Race State	Finished



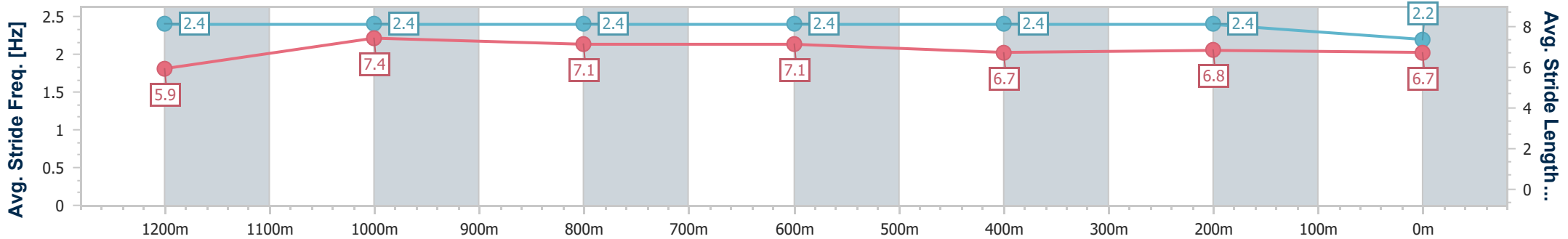
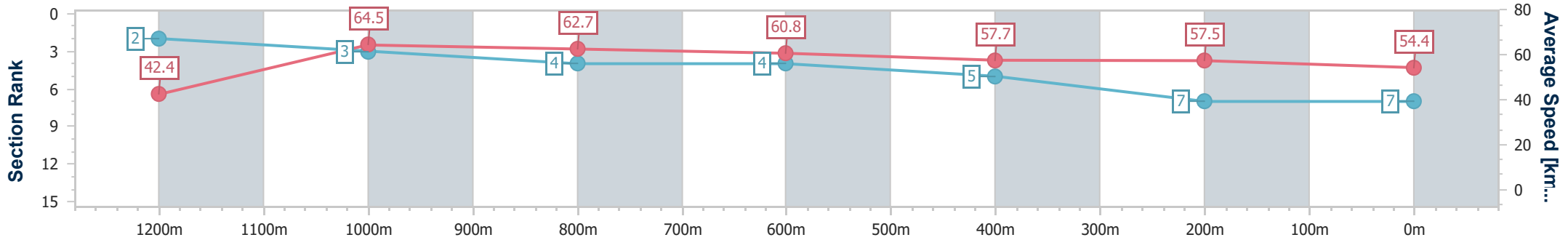
Toowoomba QLD Professional  
 Race 1: Empire of Japan - Standing @ Hopetoun Farm  
 BENCHMARK 62 Handicap - 1300m



14 December 2024 - 17:17

Track Rating: Soft 5, Weather: Overcast, Rail Position: +3m 800m-400m, +5m Remainder

Section	Overall	1200m	1000m	800m	600m	400m	200m
Section Times	1:21.22 [7] (0:08.50)	1:12.72 [2] (0:11.19)	1:01.53 [3] (0:11.65)	0:49.88 [4] (0:11.73)	0:38.15 [4] (0:12.44)	0:25.71 [5] (0:12.51)	0:13.20 [7] (0:13.20)
Average Speed [km/h]	42.4	64.5	62.7	60.8	57.7	57.5	54.4
Top Speed [km/h]	61.5	66.0	64.7	62.1	60.4	58.2	56.0
Avg. Dist. to Rail [m]	4.0	0.8	1.6	2.6	1.8	0.9	0.4
Avg. Stride Freq. [Hz]	2.4	2.4	2.4	2.4	2.4	2.4	2.2
Avg. Stride Length [m]	5.9	7.4	7.1	7.1	6.7	6.8	6.7



- [ ] Ranking at each section and finish
- .-.- No data available at this section
- NA No data available



Horse/Jockey Name	Private Banker
Final Rank	8
Fastest Section Time (Section)	0:08.68 (Overall)
Top Speed [km/h] (Section)	67.6 (1200m)
Race State	Finished



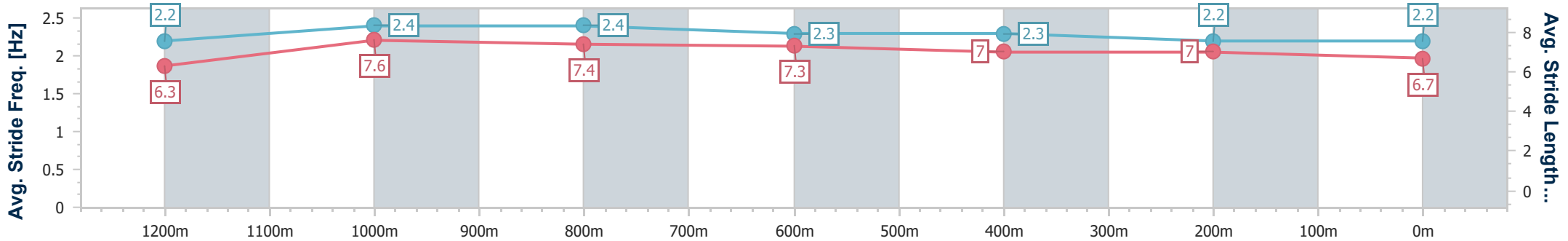
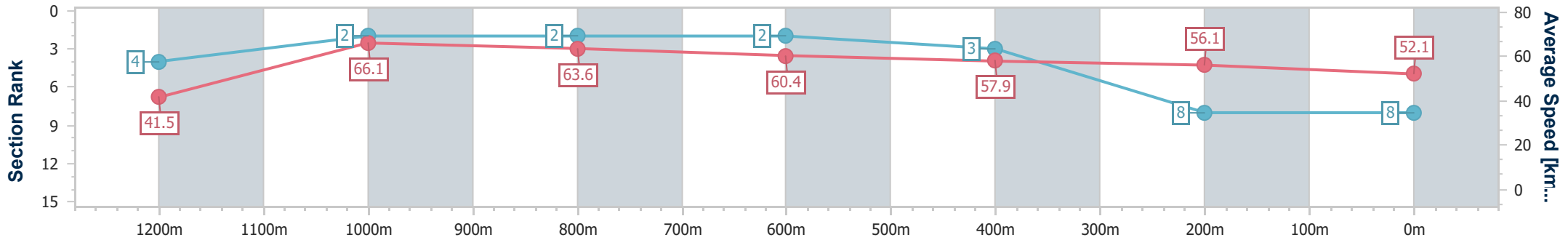
Toowoomba QLD Professional  
 Race 1: Empire of Japan - Standing @ Hopetoun Farm  
 BENCHMARK 62 Handicap - 1300m



14 December 2024 - 17:17

Track Rating: Soft 5, Weather: Overcast, Rail Position: +3m 800m-400m, +5m Remainder

Section	Overall	1200m	1000m	800m	600m	400m	200m
Section Times	1:22.01 [8] (0:08.68)	1:13.33 [4] (0:10.91)	1:02.42 [2] (0:11.25)	0:51.17 [2] (0:12.06)	0:39.11 [2] (0:12.45)	0:26.66 [3] (0:12.89)	0:13.77 [8] (0:13.77)
Average Speed [km/h]	41.5	66.1	63.6	60.4	57.9	56.1	52.1
Top Speed [km/h]	62.8	67.6	67.5	61.7	59.4	56.9	54.9
Avg. Dist. to Rail [m]	7.4	3.9	2.0	2.6	2.0	1.3	1.8
Avg. Stride Freq. [Hz]	2.2	2.4	2.4	2.3	2.3	2.2	2.2
Avg. Stride Length [m]	6.3	7.6	7.4	7.3	7.0	7.0	6.7



- [ ] Ranking at each section and finish
- .-.- No data available at this section
- NA No data available



Horse/Jockey Name	Spoke To Rajiv
Final Rank	9
Fastest Section Time (Section)	0:09.17 (Overall)
Top Speed [km/h] (Section)	64.4 (1200m)
Race State	Finished



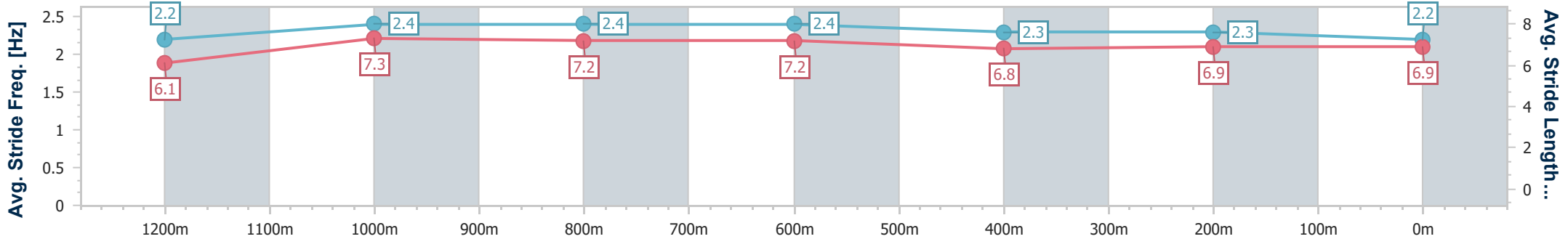
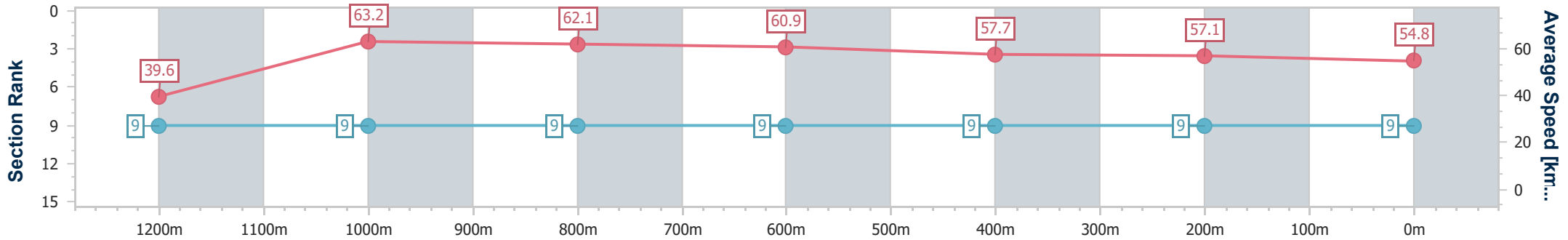
**Toowoomba QLD Professional**  
**Race 1: Empire of Japan - Standing @ Hopetoun Farm**  
**BENCHMARK 62 Handicap - 1300m**



14 December 2024 - 17:17

Track Rating: Soft 5, Weather: Overcast, Rail Position: +3m 800m-400m, +5m Remainder

Section	Overall	1200m	1000m	800m	600m	400m	200m							
Section Times	1:22.06 [9] (0:09.17)	1:12.89 [9] (0:11.40)	1:01.49 [9] (0:11.53)	0:49.96 [9] (0:11.89)	0:38.07 [9] (0:12.56)	0:25.51 [9] (0:12.41)	0:13.10 [9] (0:13.10)							
Average Speed [km/h]	39.6	63.2	62.1	60.9	57.7	57.1	54.8							
Top Speed [km/h]	60.8	64.4	63.6	61.8	60.3	58.7	56.2							
Avg. Dist. to Rail [m]	3.9	2.5	2.2	0.8	1.1	1.1	1.0							
Avg. Stride Freq. [Hz]	2.2	2.4	2.4	2.4	2.3	2.3	2.2							
Avg. Stride Length [m]	6.1	7.3	7.2	7.2	6.8	6.9	6.9							



- [ ] Ranking at each section and finish
- .-.- No data available at this section
- NA No data available



# Toowoomba QLD Professional

## Race 2: Trakida Class 2 Plate - 1200m

14 December 2024 - 17:55



Track Rating: Soft 5, Weather: Overcast, Rail Position: +3m 800m-400m, +5m Remainder

Section		Overall	1000m	800m	600m	400m	200m	Last 600m					
Field Times		1:13.72 (0:14.23)	0:59.49 (0:11.22)	0:48.27 (0:11.72)	0:36.55 (0:12.03)	0:24.52 (0:11.90)	0:12.62 (0:12.62)	0:36.55					
Rank	TAB Horse/Jockey	Barrier	Top Speed [km/h]	Fastest Section								Margin	Distance Travelled [m]
1	4 SUPER QUICK Justin Stanley	7	67.3	0:11.27	1:13.72 [1] (0:14.44)	0:59.28 [3] (0:11.27)	0:48.01 [3] (0:11.78)	0:36.23 [4] (0:11.91)	0:24.32 [4] (0:11.77)	0:12.55 [2] (0:12.55)	1:13.72	0:36.23	
2	9 RED DEFCON Fiona Sandkuhl	2	65.9	0:11.12	1:13.75 [2] (0:14.81)	0:58.94 [5] (0:11.45)	0:47.49 [6] (0:11.12)	0:36.37 [3] (0:11.83)	0:24.54 [2] (0:11.99)	0:12.55 [3] (0:12.55)	0.2L	0:36.37	+8
3	1 END ASSEMBLY Rob Thorburn	8	65.9	0:11.22	1:14.19 [3] (0:14.38)	0:59.81 [2] (0:11.22)	0:48.59 [2] (0:11.66)	0:36.93 [2] (0:11.94)	0:24.99 [1] (0:11.90)	0:13.09 [1] (0:13.09)	2.7L	0:36.93	+1
4	3 MASTER GEE Georgina Cartwright	4	65.2	0:11.12	1:14.26 [4] (0:15.07)	0:59.19 [7] (0:11.12)	0:48.07 [5] (0:11.47)	0:36.60 [6] (0:12.47)	0:24.13 [7] (0:11.40)	0:12.73 [5] (0:12.73)	3L	0:36.60	-2
5	7 PIA MIA Karl Zechner	9	67.3	0:11.22	1:14.91 [5] (0:14.23)	1:00.68 [1] (0:11.22)	0:49.46 [1] (0:11.72)	0:37.74 [1] (0:12.08)	0:25.66 [3] (0:12.14)	0:13.52 [4] (0:13.52)	6.8L	0:37.74	+3
6	11 SIRI SAY RUBICK Nozi Tomizawa	3	64.5	0:11.36	1:15.35 [6] (0:15.03)	1:00.32 [6] (0:11.59)	0:48.73 [7] (0:11.36)	0:37.37 [7] (0:12.14)	0:25.23 [6] (0:12.31)	0:12.92 [7] (0:12.92)	9.3L	0:37.37	+4
7	2 MACHINE HEAD Nathan Fazackerley	1	65.8	0:11.23	1:15.37 [7] (0:14.70)	1:00.67 [4] (0:11.23)	0:49.44 [4] (0:11.58)	0:37.86 [5] (0:12.22)	0:25.64 [5] (0:12.18)	0:13.46 [6] (0:13.46)	9.4L	0:37.86	+5
8	12 MISSY'S READY Chelsea Baker	6	64.4	0:11.40	1:15.42 [8] (0:15.19)	1:00.23 [8] (0:11.75)	0:48.48 [8] (0:11.40)	0:37.08 [8] (0:12.18)	0:24.90 [8] (0:12.15)	0:12.75 [8] (0:12.75)	9.6L	0:37.08	+4

Scratched: Forebears (#13), Purezza (#8), South Sea (#5), Shouts All Day (#10), Badda Boom Baby (#6)

[ ] Ranking at each section and finish  
 -:-:- No data available at this section  
 NA No data available

SCN Saddle cloth number  
 DNF Did not finish  
 DNT Did not track



Horse/Jockey Name	Super Quick
Final Rank	1
Fastest Section Time (Section)	0:11.27 (1000m)
Top Speed [km/h] (Section)	67.3 (Overall)
Race State	Finished



### Toowoomba QLD Professional

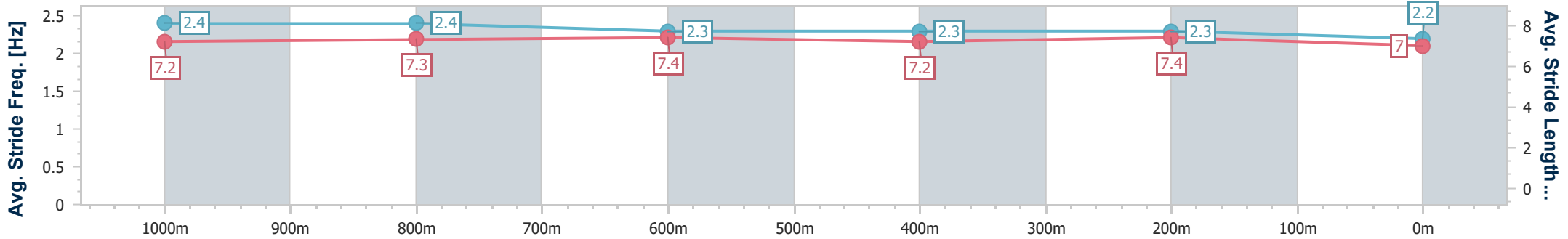
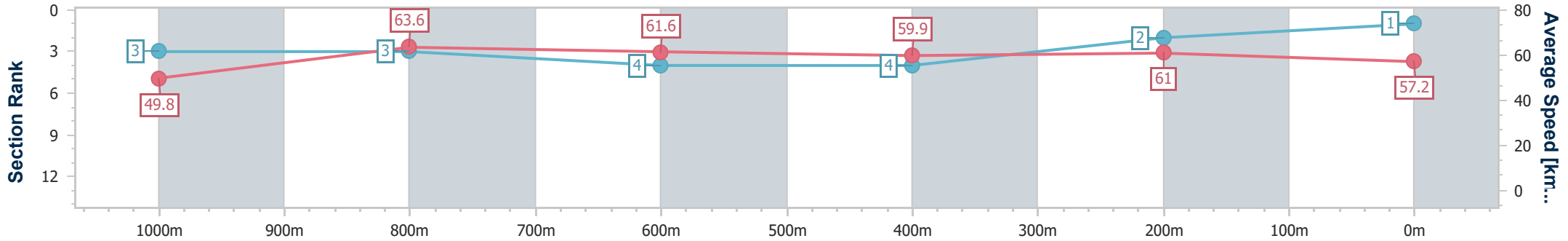
#### Race 2: Trakida Class 2 Plate - 1200m

14 December 2024 - 17:55

Track Rating: Soft 5, Weather: Overcast, Rail Position: +3m 800m-400m, +5m Remainder



Section	Overall	1000m	800m	600m	400m	200m
Section Times	1:13.72 [1] (0:14.44)	0:59.28 [3] (0:11.27)	0:48.01 [3] (0:11.78)	0:36.23 [4] (0:11.91)	0:24.32 [4] (0:11.77)	0:12.55 [2] (0:12.55)
Average Speed [km/h]	49.8	63.6	61.6	59.9	61.0	57.2
Top Speed [km/h]	67.3	67.3	62.9	61.5	61.7	60.9
Avg. Dist. to Rail [m]	3.9	1.8	1.6	0.7	0.7	0.9
Avg. Stride Freq. [Hz]	2.4	2.4	2.3	2.3	2.3	2.2
Avg. Stride Length [m]	7.2	7.3	7.4	7.2	7.4	7.0



- [ ] Ranking at each section and finish
- .-.- No data available at this section
- NA No data available



Horse/Jockey Name	Red Defcon
Final Rank	2
Fastest Section Time (Section)	0:11.12 (800m)
Top Speed [km/h] (Section)	65.9 (Overall)
Race State	Finished



### Toowoomba QLD Professional

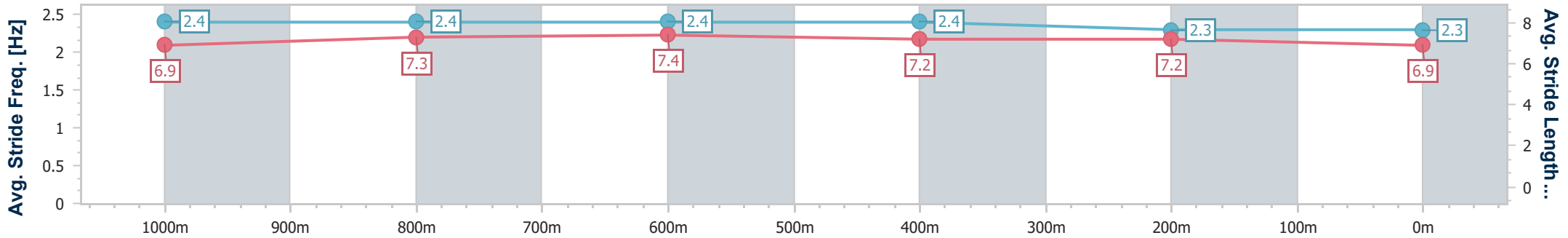
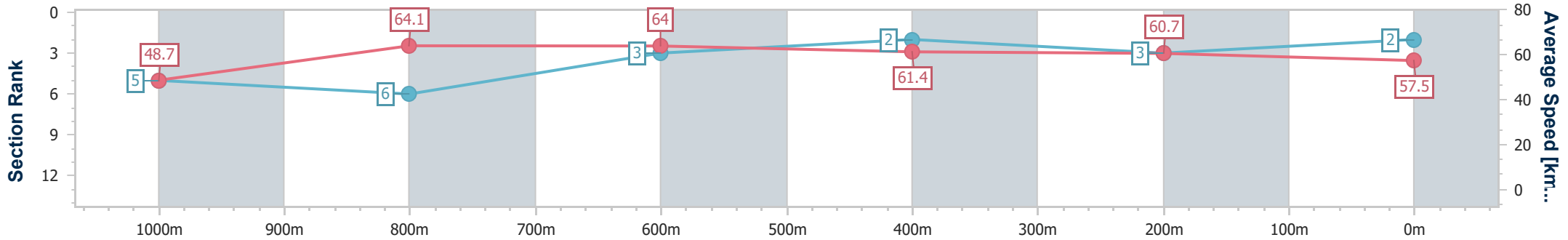
#### Race 2: Trakida Class 2 Plate - 1200m

14 December 2024 - 17:55

Track Rating: Soft 5, Weather: Overcast, Rail Position: +3m 800m-400m, +5m Remainder



Section	Overall	1000m	800m	600m	400m	200m
Section Times	1:13.75 [2] (0:14.81)	0:58.94 [5] (0:11.45)	0:47.49 [6] (0:11.12)	0:36.37 [3] (0:11.83)	0:24.54 [2] (0:11.99)	0:12.55 [3] (0:12.55)
Average Speed [km/h]	48.7	64.1	64.0	61.4	60.7	57.5
Top Speed [km/h]	65.9	65.8	64.5	63.1	61.7	59.1
Avg. Dist. to Rail [m]	2.8	2.3	3.5	3.8	2.7	4.9
Avg. Stride Freq. [Hz]	2.4	2.4	2.4	2.4	2.3	2.3
Avg. Stride Length [m]	6.9	7.3	7.4	7.2	7.2	6.9



- [ ] Ranking at each section and finish
- .-.- No data available at this section
- NA No data available



Horse/Jockey Name	End Assembly
Final Rank	3
Fastest Section Time (Section)	0:11.22 (1000m)
Top Speed [km/h] (Section)	65.9 (Overall)
Race State	Finished



Toowoomba QLD Professional

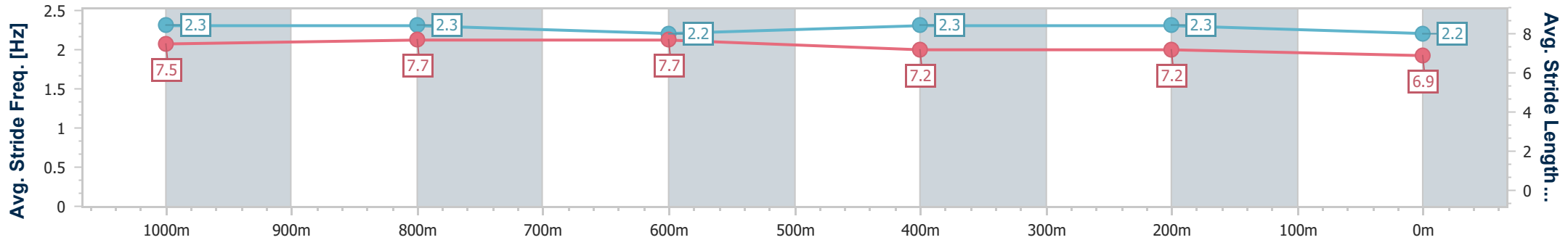
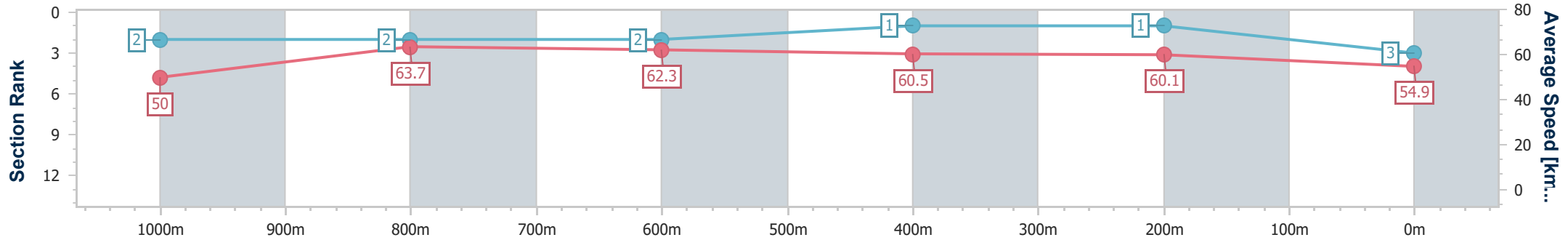
Race 2: Trakida Class 2 Plate - 1200m

14 December 2024 - 17:55

Track Rating: Soft 5, Weather: Overcast, Rail Position: +3m 800m-400m, +5m Remainder



Section	Overall	1000m	800m	600m	400m	200m
Section Times	1:14.19 [3] (0:14.38)	0:59.81 [2] (0:11.22)	0:48.59 [2] (0:11.66)	0:36.93 [2] (0:11.94)	0:24.99 [1] (0:11.90)	0:13.09 [1] (0:13.09)
Average Speed [km/h]	50.0	63.7	62.3	60.5	60.1	54.9
Top Speed [km/h]	65.9	65.2	63.3	61.8	61.4	57.6
Avg. Dist. to Rail [m]	3.9	1.3	2.3	1.9	0.5	0.6
Avg. Stride Freq. [Hz]	2.3	2.3	2.2	2.3	2.3	2.2
Avg. Stride Length [m]	7.5	7.7	7.7	7.2	7.2	6.9



- [ ] Ranking at each section and finish
- .-.- No data available at this section
- NA No data available



Horse/Jockey Name	Master Gee
Final Rank	4
Fastest Section Time (Section)	0:11.12 (1000m)
Top Speed [km/h] (Section)	65.2 (1000m)
Race State	Finished



Toowoomba QLD Professional

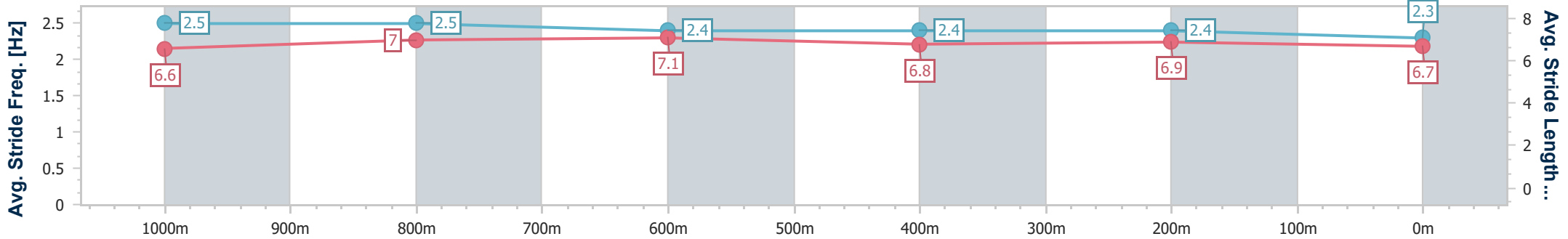
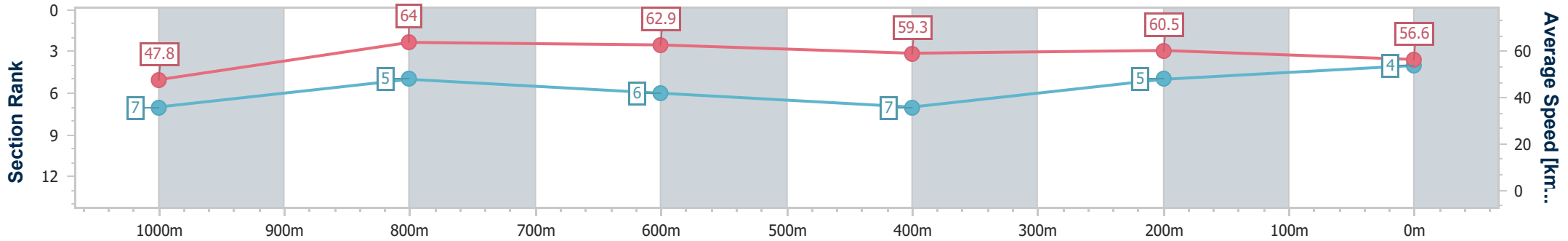
Race 2: Trakida Class 2 Plate - 1200m

14 December 2024 - 17:55

Track Rating: Soft 5, Weather: Overcast, Rail Position: +3m 800m-400m, +5m Remainder



Section	Overall	1000m	800m	600m	400m	200m
Section Times	1:14.26 [4] (0:15.07)	0:59.19 [7] (0:11.12)	0:48.07 [5] (0:11.47)	0:36.60 [6] (0:12.47)	0:24.13 [7] (0:11.40)	0:12.73 [5] (0:12.73)
Average Speed [km/h]	47.8	64.0	62.9	59.3	60.5	56.6
Top Speed [km/h]	64.8	65.2	63.7	60.6	61.2	58.7
Avg. Dist. to Rail [m]	2.5	0.7	0.5	0.9	1.1	1.5
Avg. Stride Freq. [Hz]	2.5	2.5	2.4	2.4	2.4	2.3
Avg. Stride Length [m]	6.6	7.0	7.1	6.8	6.9	6.7



- [ ] Ranking at each section and finish
- .-.- No data available at this section
- NA No data available





Horse/Jockey Name	Pia Mia
Final Rank	5
Fastest Section Time (Section)	0:11.22 (1000m)
Top Speed [km/h] (Section)	67.3 (Overall)
Race State	Finished



Toowoomba QLD Professional

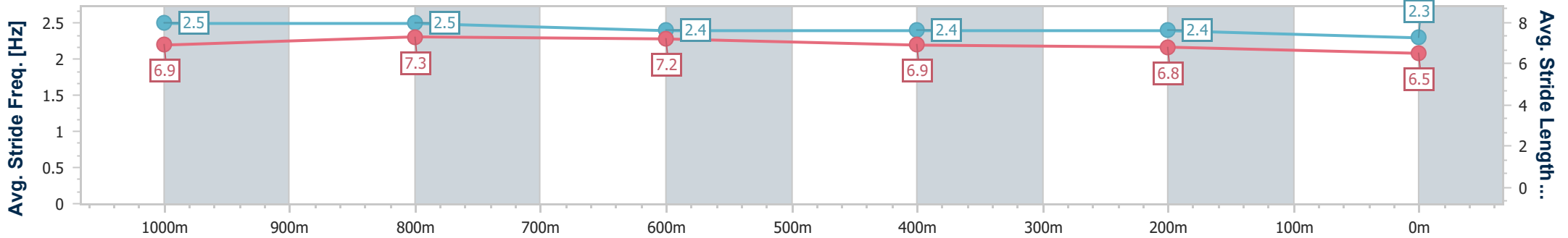
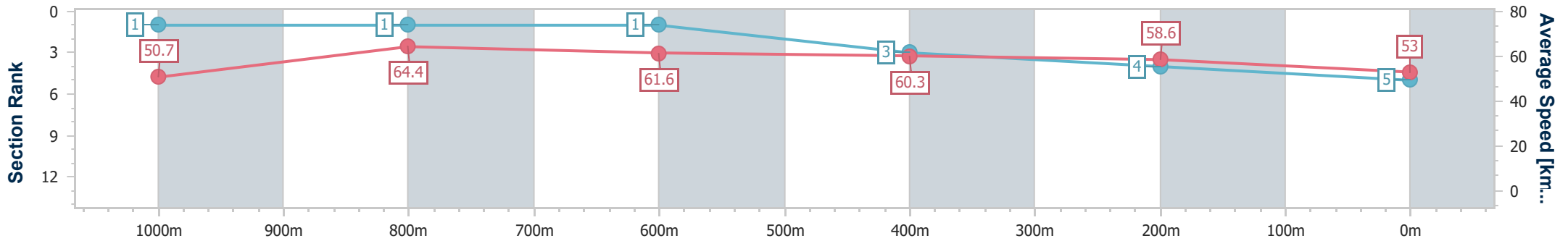
Race 2: Trakida Class 2 Plate - 1200m

14 December 2024 - 17:55

Track Rating: Soft 5, Weather: Overcast, Rail Position: +3m 800m-400m, +5m Remainder



Section	Overall	1000m	800m	600m	400m	200m
Section Times	1:14.91 [5] (0:14.23)	1:00.68 [1] (0:11.22)	0:49.46 [1] (0:11.72)	0:37.74 [1] (0:12.08)	0:25.66 [3] (0:12.14)	0:13.52 [4] (0:13.52)
Average Speed [km/h]	50.7	64.4	61.6	60.3	58.6	53.0
Top Speed [km/h]	67.3	67.0	62.5	62.0	60.5	56.1
Avg. Dist. to Rail [m]	7.4	2.6	2.6	1.9	0.4	0.2
Avg. Stride Freq. [Hz]	2.5	2.5	2.4	2.4	2.4	2.3
Avg. Stride Length [m]	6.9	7.3	7.2	6.9	6.8	6.5



- [ ] Ranking at each section and finish
- .-.- No data available at this section
- NA No data available



Horse/Jockey Name	Siri Say Rubick
Final Rank	6
Fastest Section Time (Section)	0:11.36 (800m)
Top Speed [km/h] (Section)	64.5 (1000m)
Race State	Finished



Toowoomba QLD Professional

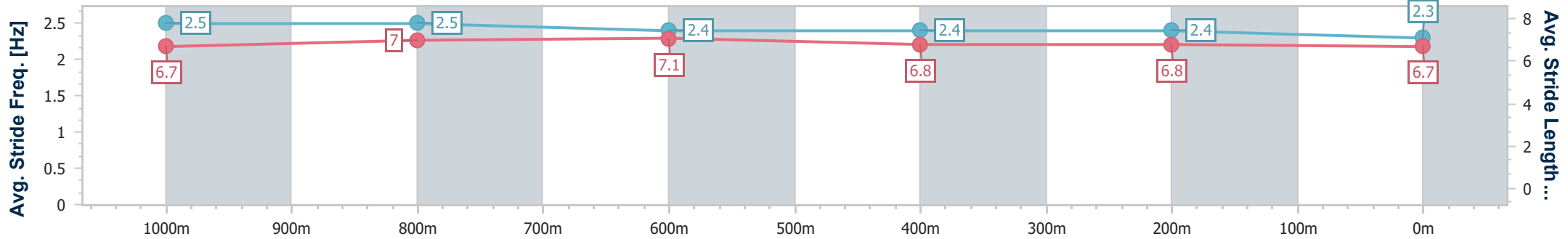
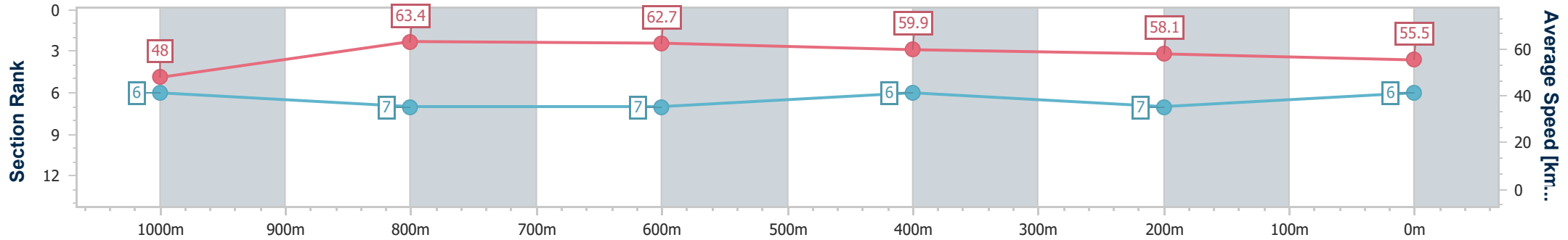
Race 2: Trakida Class 2 Plate - 1200m

14 December 2024 - 17:55

Track Rating: Soft 5, Weather: Overcast, Rail Position: +3m 800m-400m, +5m Remainder



Section	Overall	1000m	800m	600m	400m	200m
Section Times	1:15.35 [6] (0:15.03)	1:00.32 [6] (0:11.59)	0:48.73 [7] (0:11.36)	0:37.37 [7] (0:12.14)	0:25.23 [6] (0:12.31)	0:12.92 [7] (0:12.92)
Average Speed [km/h]	48.0	63.4	62.7	59.9	58.1	55.5
Top Speed [km/h]	63.6	64.5	63.7	61.2	59.3	56.3
Avg. Dist. to Rail [m]	4.3	2.9	4.0	2.1	0.7	1.1
Avg. Stride Freq. [Hz]	2.5	2.5	2.4	2.4	2.4	2.3
Avg. Stride Length [m]	6.7	7.0	7.1	6.8	6.8	6.7



- [ ] Ranking at each section and finish
- .-.- No data available at this section
- NA No data available



Horse/Jockey Name	Machine Head
Final Rank	7
Fastest Section Time (Section)	0:11.23 (1000m)
Top Speed [km/h] (Section)	65.8 (1000m)
Race State	Finished



### Toowoomba QLD Professional

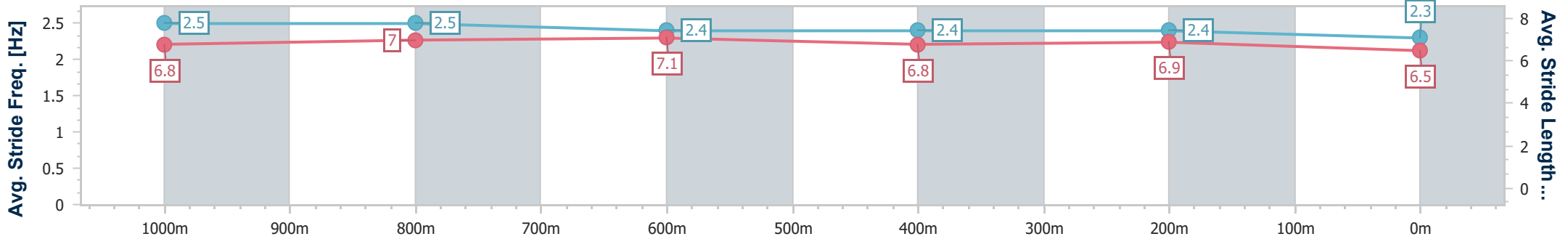
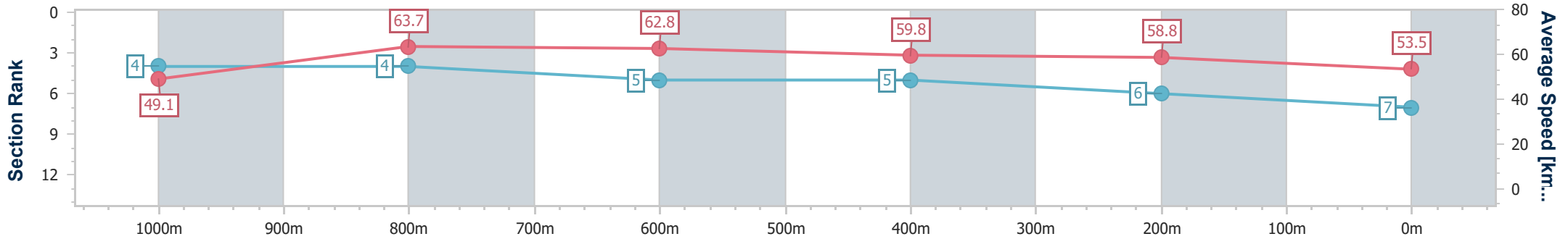
#### Race 2: Trakida Class 2 Plate - 1200m

14 December 2024 - 17:55

Track Rating: Soft 5, Weather: Overcast, Rail Position: +3m 800m-400m, +5m Remainder



Section	Overall	1000m	800m	600m	400m	200m
Section Times	1:15.37 [7] (0:14.70)	1:00.67 [4] (0:11.23)	0:49.44 [4] (0:11.58)	0:37.86 [5] (0:12.22)	0:25.64 [5] (0:12.18)	0:13.46 [6] (0:13.46)
Average Speed [km/h]	49.1	63.7	62.8	59.8	58.8	53.5
Top Speed [km/h]	65.8	65.8	63.0	61.2	61.1	56.6
Avg. Dist. to Rail [m]	3.3	1.5	2.8	2.8	1.5	2.2
Avg. Stride Freq. [Hz]	2.5	2.5	2.4	2.4	2.4	2.3
Avg. Stride Length [m]	6.8	7.0	7.1	6.8	6.9	6.5



- [ ] Ranking at each section and finish
- .-.- No data available at this section
- NA No data available



Horse/Jockey Name	Missy's Ready
Final Rank	8
Fastest Section Time (Section)	0:11.40 (800m)
Top Speed [km/h] (Section)	64.4 (Overall)
Race State	Finished



Toowoomba QLD Professional

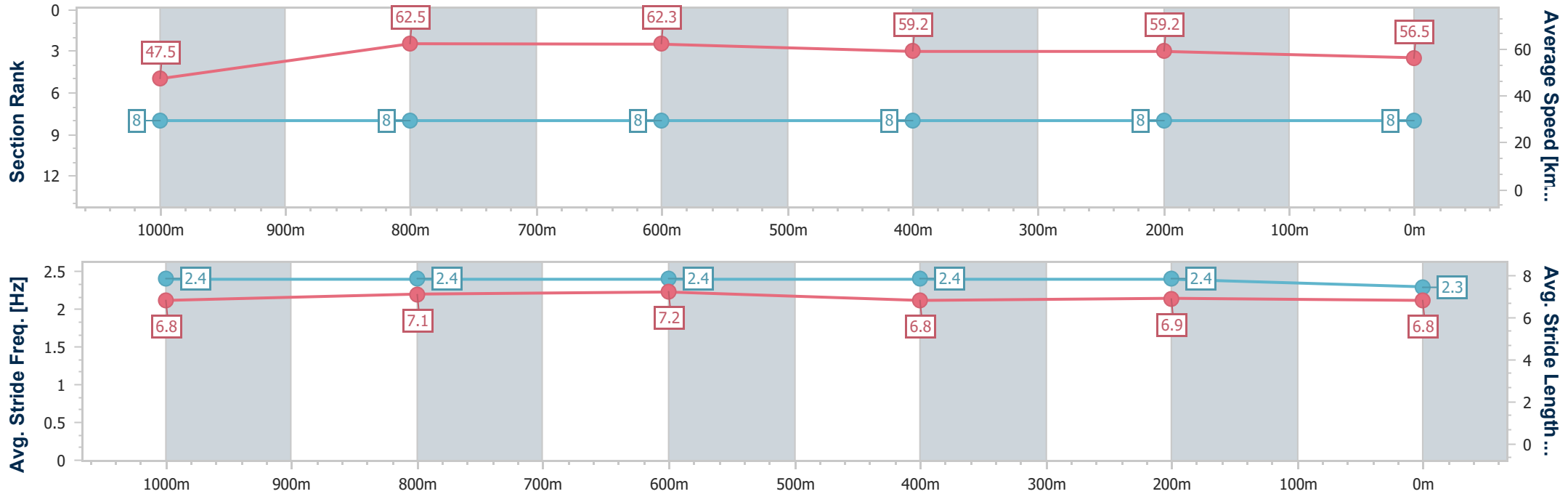
Race 2: Trakida Class 2 Plate - 1200m

14 December 2024 - 17:55

Track Rating: Soft 5, Weather: Overcast, Rail Position: +3m 800m-400m, +5m Remainder



Section	Overall	1000m	800m	600m	400m	200m
Section Times	1:15.42 [8] (0:15.19)	1:00.23 [8] (0:11.75)	0:48.48 [8] (0:11.40)	0:37.08 [8] (0:12.18)	0:24.90 [8] (0:12.15)	0:12.75 [8] (0:12.75)
Average Speed [km/h]	47.5	62.5	62.3	59.2	59.2	56.5
Top Speed [km/h]	64.4	64.1	63.8	62.9	59.8	58.7
Avg. Dist. to Rail [m]	1.3	2.3	3.1	2.3	0.4	1.2
Avg. Stride Freq. [Hz]	2.4	2.4	2.4	2.4	2.4	2.3
Avg. Stride Length [m]	6.8	7.1	7.2	6.8	6.9	6.8



- [ ] Ranking at each section and finish
- .-.- No data available at this section
- NA No data available



# Toowoomba QLD Professional

## Race 3: Optilinx BM65 Handicap - 1625m

14 December 2024 - 18:38



Track Rating: Soft 7, Weather: Overcast, Rail Position: +3m 800m-400m, +5m Remainder

Section		Overall	1400m	1200m	1000m	800m	600m	400m	Last 600m				
Field Times		1:41.35 (0:15.95)	1:25.40 (0:11.60)	1:13.80 (0:12.32)	1:01.48 (0:12.58)	0:48.90 (0:12.55)	0:36.35 (0:12.70)	0:23.65 (0:11.89)	0:36.35				
Rank	TAB Horse/Jockey	Barrier	Top Speed [km/h]	Fastest Section									Distance Travelled [m]
1	2 <b>NEW MAHER</b> Nozi Tomizawa	3	64.9	0:11.49	1:41.35 [1] (0:16.32)	1:25.03 [3] (0:11.49)	1:13.54 [3] (0:12.32)	1:01.22 [3] (0:12.55)	0:48.67 [3] (0:12.53)	0:36.14 [3] (0:12.60)	0:23.54 [2] (0:11.78)	0:36.14	
2	3 <b>POWERFUL EAGLE</b> Karl Zechner	1	67.4	0:11.48	1:42.14 [2] (0:16.07)	1:26.07 [2] (0:11.48)	1:14.59 [1] (0:12.32)	1:02.27 [1] (0:12.58)	0:49.69 [1] (0:12.55)	0:37.14 [1] (0:12.70)	0:24.44 [1] (0:12.02)	0:37.14	+0
3	4 <b>ARCHER'S GAME</b> Rob Thorburn	5	65.4	0:11.61	1:42.54 [3] (0:16.40)	1:26.14 [5] (0:11.61)	1:14.53 [5] (0:12.31)	1:02.22 [5] (0:12.65)	0:49.57 [6] (0:12.50)	0:37.07 [5] (0:12.75)	0:24.32 [5] (0:12.05)	0:37.07	+13
4	5 <b>PACKAGE</b> Montanna Savva	2	67.4	0:11.62	1:42.63 [4] (0:16.38)	1:26.25 [4] (0:11.62)	1:14.63 [4] (0:12.30)	1:02.33 [4] (0:12.58)	0:49.75 [4] (0:12.54)	0:37.21 [4] (0:12.74)	0:24.47 [4] (0:12.11)	0:37.21	+9
5	8 <b>UNIQUE ELLE</b> Shania Willis	7	67.9	0:11.42	1:42.76 [5] (0:16.68)	1:26.08 [6] (0:11.42)	1:14.66 [6] (0:12.37)	1:02.29 [6] (0:12.45)	0:49.84 [5] (0:12.57)	0:37.27 [6] (0:12.65)	0:24.62 [3] (0:12.20)	0:37.27	+1
6	7 <b>VISUAL ELEMENT</b> Les Tilley	6	65.5	0:11.42	1:42.77 [6] (0:16.88)	1:25.89 [7] (0:11.42)	1:14.47 [7] (0:12.30)	1:02.17 [7] (0:12.49)	0:49.68 [7] (0:12.54)	0:37.14 [7] (0:12.81)	0:24.33 [7] (0:12.09)	0:37.14	-1
7	6 <b>COBURG</b> Georgina Cartwright	4	67.3	0:11.75	1:50.51 [7] (0:15.95)	1:34.56 [1] (0:11.75)	1:22.81 [2] (0:12.29)	1:10.52 [2] (0:12.58)	0:57.94 [2] (0:12.60)	0:45.34 [2] (0:13.11)	0:32.23 [6] (0:14.81)	0:45.34	+9

Scratched: Grinzinger Knight (#1), Sunbeam Legend (#9), Forum One (#10)



# Toowoomba QLD Professional

## Race 3: Optilinx BM65 Handicap - 1625m

14 December 2024 - 18:38



Track Rating: Soft 7, Weather: Overcast, Rail Position: +3m 800m-400m, +5m Remainder

Section							200m			Last 600m
Field Times							0:11.76 (0:11.76)			0:36.35
Rank	TAB	Horse/Jockey	Barrier	Top Speed [km/h]	Fastest Section	Margin			Distance Travelled [m]	
1	2	<b>NEW MAHER</b> Nozi Tomizawa	3	64.9 Overall	0:11.49 1400m	0:11.76 [1] (0:11.76)	1:41.35		0:36.14	
2	3	<b>POWERFUL EAGLE</b> Karl Zechner	1	67.4 Overall	0:11.48 1400m	0:12.42 [2] (0:12.42)	4.5L		0:37.14 +0	
3	4	<b>ARCHER'S GAME</b> Rob Thorburn	5	65.4 Overall	0:11.61 1400m	0:12.27 [4] (0:12.27)	6.8L		0:37.07 +13	
4	5	<b>PACKAGE</b> Montanna Savva	2	67.4 Overall	0:11.62 1400m	0:12.36 [3] (0:12.36)	7.3L		0:37.21 +9	
5	8	<b>UNIQUE ELLE</b> Shania Willis	7	67.9 Overall	0:11.42 1400m	0:12.42 [5] (0:12.42)	8.1L		0:37.27 +1	
6	7	<b>VISUAL ELEMENT</b> Les Tilley	6	65.5 Overall	0:11.42 1400m	0:12.24 [6] (0:12.24)	8.2L		0:37.14 -1	
7	6	<b>COBURG</b> Georgina Cartwright	4	67.3 Overall	0:11.75 1400m	0:17.42 [7] (0:17.42)	53.7L		0:45.34 +9	

Scratched: Grinzinger Knight (#1), Sunbeam Legend (#9), Forum One (#10)



Horse/Jockey Name	New Maher
Final Rank	1
Fastest Section Time (Section)	0:11.49 (1400m)
Top Speed [km/h] (Section)	64.9 (Overall)
Race State	Finished



### Toowoomba QLD Professional

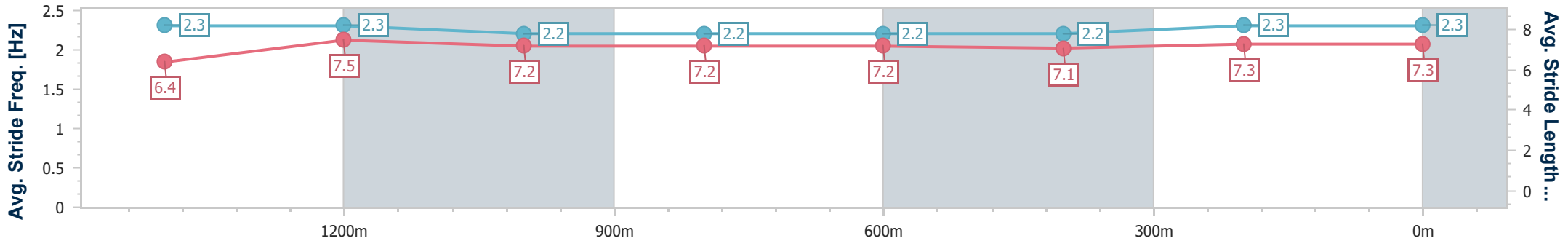
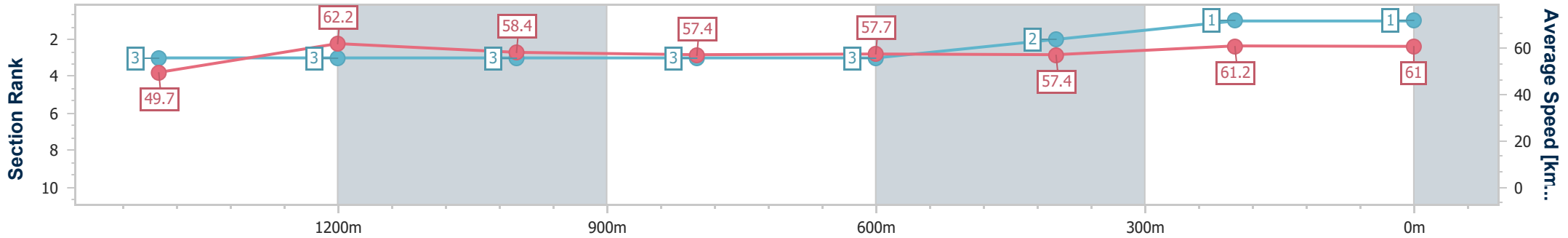
Race 3: Optilinx BM65 Handicap - 1625m

14 December 2024 - 18:38

Track Rating: Soft 7, Weather: Overcast, Rail Position: +3m 800m-400m, +5m Remainder



Section	Overall	1400m	1200m	1000m	800m	600m	400m	200m						
Section Times	1:41.35 [1] (0:16.32)	1:25.03 [3] (0:11.49)	1:13.54 [3] (0:12.32)	1:01.22 [3] (0:12.55)	0:48.67 [3] (0:12.53)	0:36.14 [3] (0:12.60)	0:23.54 [2] (0:11.78)	0:11.76 [1] (0:11.76)						
Average Speed [km/h]	49.7	62.2	58.4	57.4	57.7	57.4	61.2	61.0						
Top Speed [km/h]	64.9	64.4	60.4	58.3	58.8	58.8	62.7	62.7						
Avg. Dist. to Rail [m]	2.3	1.1	0.1	0.2	1.2	1.1	0.6	1.0						
Avg. Stride Freq. [Hz]	2.3	2.3	2.2	2.2	2.2	2.2	2.3	2.3						
Avg. Stride Length [m]	6.4	7.5	7.2	7.2	7.2	7.1	7.3	7.3						



- [ ] Ranking at each section and finish
- .-.- No data available at this section
- NA No data available



Horse/Jockey Name	Powerful Eagle
Final Rank	2
Fastest Section Time (Section)	0:11.48 (1400m)
Top Speed [km/h] (Section)	67.4 (Overall)
Race State	Finished



### Toowoomba QLD Professional

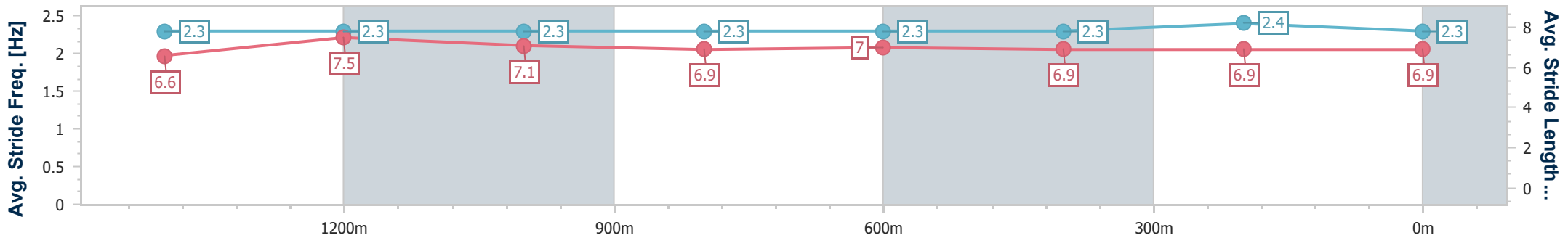
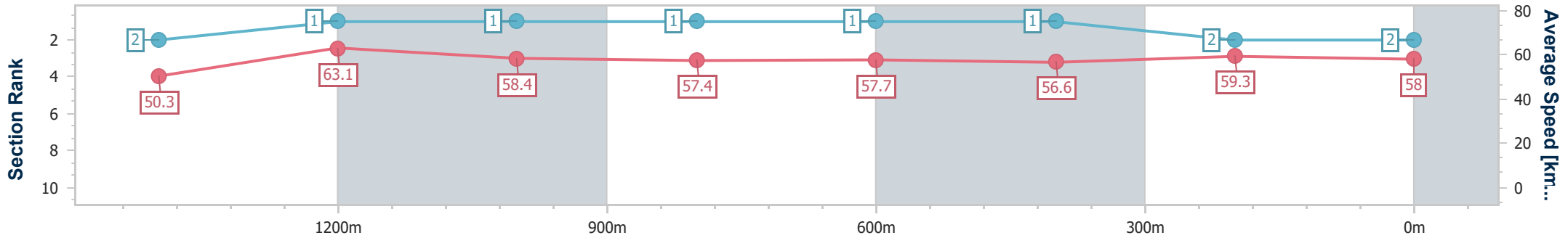
Race 3: Optilinx BM65 Handicap - 1625m

14 December 2024 - 18:38

Track Rating: Soft 7, Weather: Overcast, Rail Position: +3m 800m-400m, +5m Remainder



Section	Overall	1400m	1200m	1000m	800m	600m	400m	200m
Section Times	1:42.14 [2] (0:16.07)	1:26.07 [2] (0:11.48)	1:14.59 [1] (0:12.32)	1:02.27 [1] (0:12.58)	0:49.69 [1] (0:12.55)	0:37.14 [1] (0:12.70)	0:24.44 [1] (0:12.02)	0:12.42 [2] (0:12.42)
Average Speed [km/h]	50.3	63.1	58.4	57.4	57.7	56.6	59.3	58.0
Top Speed [km/h]	67.4	65.9	61.1	58.2	59.3	58.3	60.3	59.4
Avg. Dist. to Rail [m]	1.5	0.9	1.4	0.3	1.7	0.5	1.6	1.2
Avg. Stride Freq. [Hz]	2.3	2.3	2.3	2.3	2.3	2.3	2.4	2.3
Avg. Stride Length [m]	6.6	7.5	7.1	6.9	7.0	6.9	6.9	6.9



- [ ] Ranking at each section and finish
- .-.- No data available at this section
- NA No data available





Horse/Jockey Name	Archer's Game
Final Rank	3
Fastest Section Time (Section)	0:11.61 (1400m)
Top Speed [km/h] (Section)	65.4 (Overall)
Race State	Finished



### Toowoomba QLD Professional

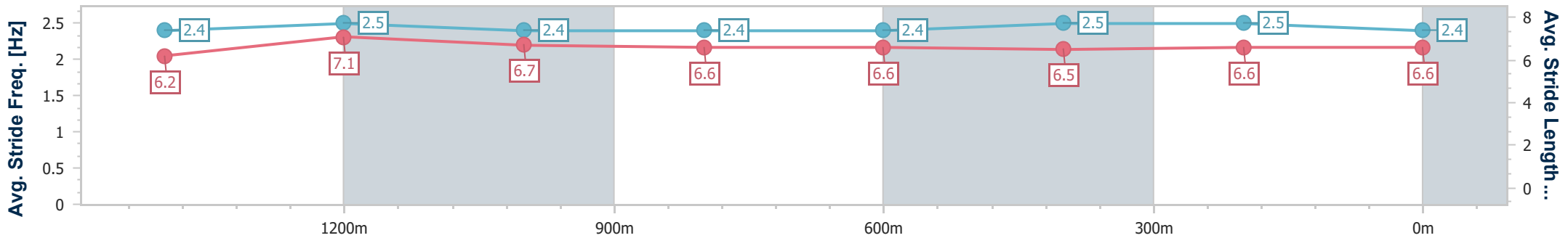
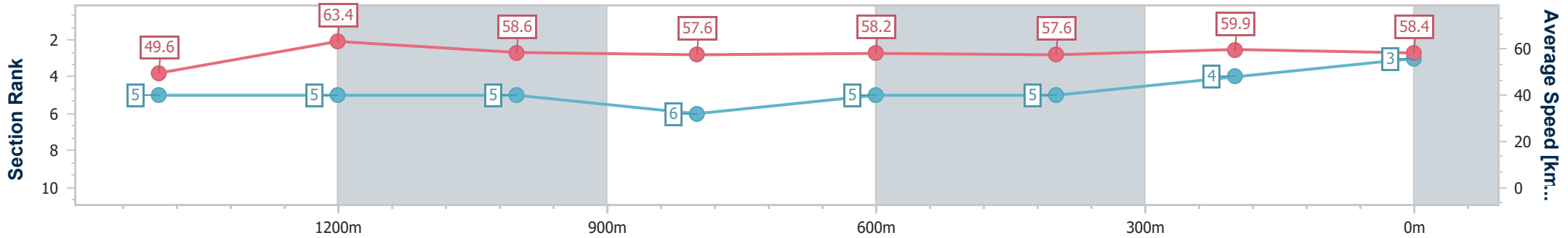
Race 3: Optilinx BM65 Handicap - 1625m

14 December 2024 - 18:38

Track Rating: Soft 7, Weather: Overcast, Rail Position: +3m 800m-400m, +5m Remainder



Section	Overall	1400m	1200m	1000m	800m	600m	400m	200m						
Section Times	1:42.54 [3] (0:16.40)	1:26.14 [5] (0:11.61)	1:14.53 [5] (0:12.31)	1:02.22 [5] (0:12.65)	0:49.57 [6] (0:12.50)	0:37.07 [5] (0:12.75)	0:24.32 [5] (0:12.05)	0:12.27 [4] (0:12.27)						
Average Speed [km/h]	49.6	63.4	58.6	57.6	58.2	57.6	59.9	58.4						
Top Speed [km/h]	65.4	64.7	61.5	58.4	59.8	58.7	61.2	60.8						
Avg. Dist. to Rail [m]	3.2	3.5	4.1	3.2	3.4	3.1	1.1	1.6						
Avg. Stride Freq. [Hz]	2.4	2.5	2.4	2.4	2.4	2.5	2.5	2.4						
Avg. Stride Length [m]	6.2	7.1	6.7	6.6	6.6	6.5	6.6	6.6						



- [ ] Ranking at each section and finish
- .-.- No data available at this section
- NA No data available



Horse/Jockey Name	Package
Final Rank	4
Fastest Section Time (Section)	0:11.62 (1400m)
Top Speed [km/h] (Section)	67.4 (Overall)
Race State	Finished



### Toowoomba QLD Professional

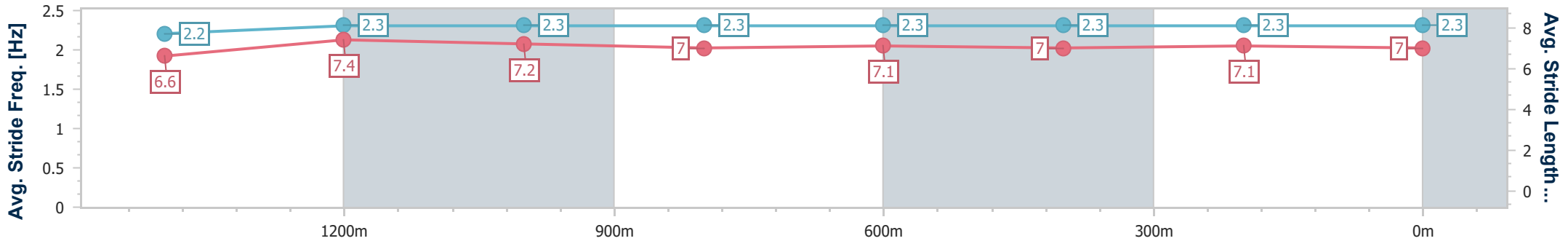
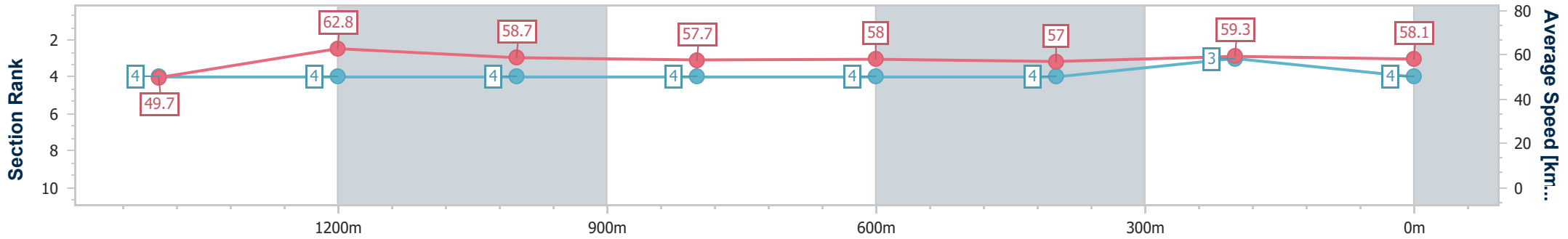
Race 3: Optilinx BM65 Handicap - 1625m

14 December 2024 - 18:38

Track Rating: Soft 7, Weather: Overcast, Rail Position: +3m 800m-400m, +5m Remainder



Section	Overall	1400m	1200m	1000m	800m	600m	400m	200m
Section Times	1:42.63 [4] (0:16.38)	1:26.25 [4] (0:11.62)	1:14.63 [4] (0:12.30)	1:02.33 [4] (0:12.58)	0:49.75 [4] (0:12.54)	0:37.21 [4] (0:12.74)	0:24.47 [4] (0:12.11)	0:12.36 [3] (0:12.36)
Average Speed [km/h]	49.7	62.8	58.7	57.7	58.0	57.0	59.3	58.1
Top Speed [km/h]	67.4	64.3	61.4	58.9	58.9	58.1	60.6	60.6
Avg. Dist. to Rail [m]	3.5	2.9	3.0	2.5	3.0	1.7	0.4	0.2
Avg. Stride Freq. [Hz]	2.2	2.3	2.3	2.3	2.3	2.3	2.3	2.3
Avg. Stride Length [m]	6.6	7.4	7.2	7.0	7.1	7.0	7.1	7.0



- [ ] Ranking at each section and finish
- .-.- No data available at this section
- NA No data available



Horse/Jockey Name	Unique Elle
Final Rank	5
Fastest Section Time (Section)	0:11.42 (1400m)
Top Speed [km/h] (Section)	67.9 (Overall)
Race State	Finished



### Toowoomba QLD Professional

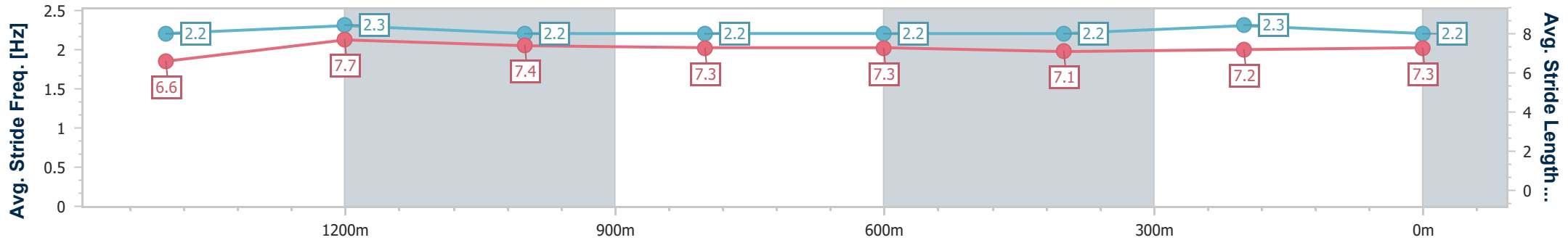
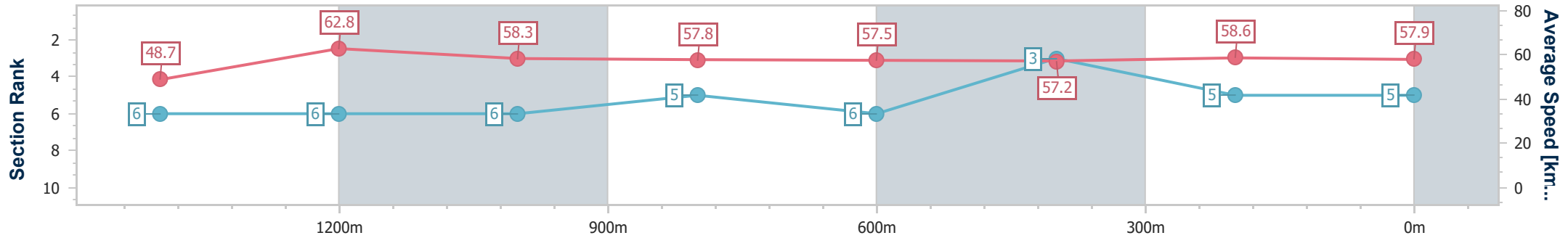
Race 3: Optilinx BM65 Handicap - 1625m

14 December 2024 - 18:38

Track Rating: Soft 7, Weather: Overcast, Rail Position: +3m 800m-400m, +5m Remainder



Section	Overall	1400m	1200m	1000m	800m	600m	400m	200m					
Section Times	1:42.76 [5] (0:16.68)	1:26.08 [6] (0:11.42)	1:14.66 [6] (0:12.37)	1:02.29 [6] (0:12.45)	0:49.84 [5] (0:12.57)	0:37.27 [6] (0:12.65)	0:24.62 [3] (0:12.20)	0:12.42 [5] (0:12.42)					
Average Speed [km/h]	48.7	62.8	58.3	57.8	57.5	57.2	58.6	57.9					
Top Speed [km/h]	67.9	65.5	59.7	59.9	58.1	58.3	59.3	59.3					
Avg. Dist. to Rail [m]	4.2	0.4	0.3	0.3	2.0	1.0	1.4	0.8					
Avg. Stride Freq. [Hz]	2.2	2.3	2.2	2.2	2.2	2.2	2.3	2.2					
Avg. Stride Length [m]	6.6	7.7	7.4	7.3	7.3	7.1	7.2	7.3					



- [ ] Ranking at each section and finish
- .-.- No data available at this section
- NA No data available



Horse/Jockey Name	Visual Element
Final Rank	6
Fastest Section Time (Section)	0:11.42 (1400m)
Top Speed [km/h] (Section)	65.5 (Overall)
Race State	Finished



### Toowoomba QLD Professional

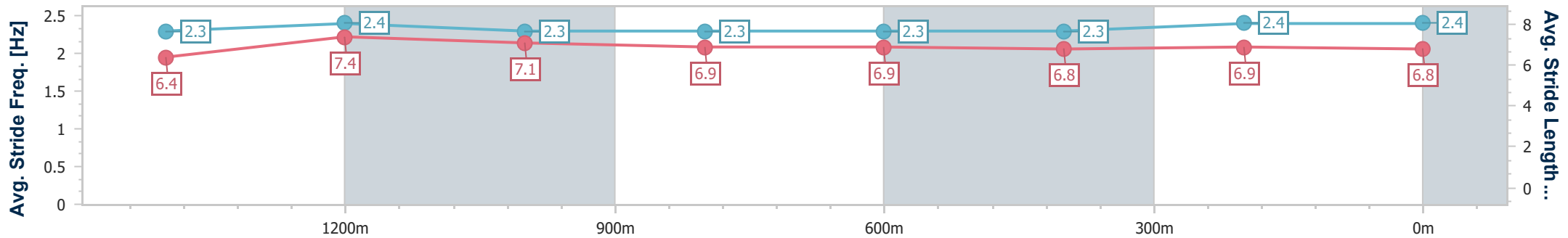
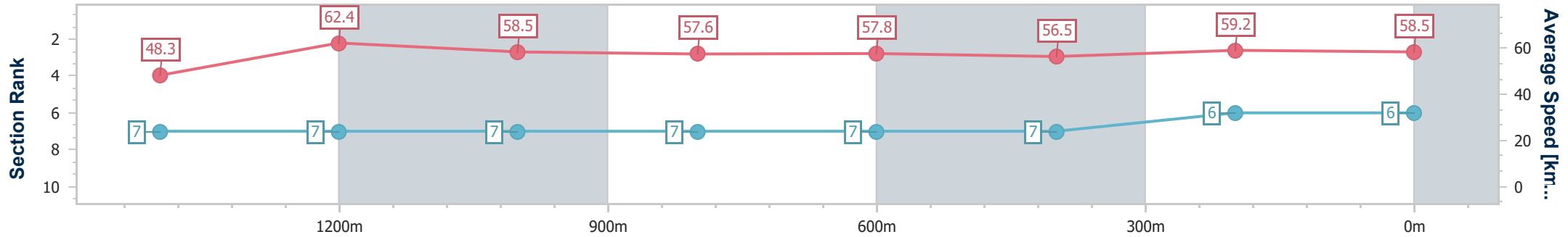
Race 3: Optilinx BM65 Handicap - 1625m

14 December 2024 - 18:38

Track Rating: Soft 7, Weather: Overcast, Rail Position: +3m 800m-400m, +5m Remainder



Section	Overall	1400m	1200m	1000m	800m	600m	400m	200m
Section Times	1:42.77 [6] (0:16.88)	1:25.89 [7] (0:11.42)	1:14.47 [7] (0:12.30)	1:02.17 [7] (0:12.49)	0:49.68 [7] (0:12.54)	0:37.14 [7] (0:12.81)	0:24.33 [7] (0:12.09)	0:12.24 [6] (0:12.24)
Average Speed [km/h]	48.3	62.4	58.5	57.6	57.8	56.5	59.2	58.5
Top Speed [km/h]	65.5	65.3	61.4	58.6	58.7	57.3	60.1	59.8
Avg. Dist. to Rail [m]	3.9	1.4	1.0	0.3	1.9	1.4	1.7	3.1
Avg. Stride Freq. [Hz]	2.3	2.4	2.3	2.3	2.3	2.3	2.4	2.4
Avg. Stride Length [m]	6.4	7.4	7.1	6.9	6.9	6.8	6.9	6.8



- [ ] Ranking at each section and finish
- .-.- No data available at this section
- NA No data available



Horse/Jockey Name	Coburg
Final Rank	7
Fastest Section Time (Section)	0:11.75 (1400m)
Top Speed [km/h] (Section)	67.3 (Overall)
Race State	Finished



### Toowoomba QLD Professional

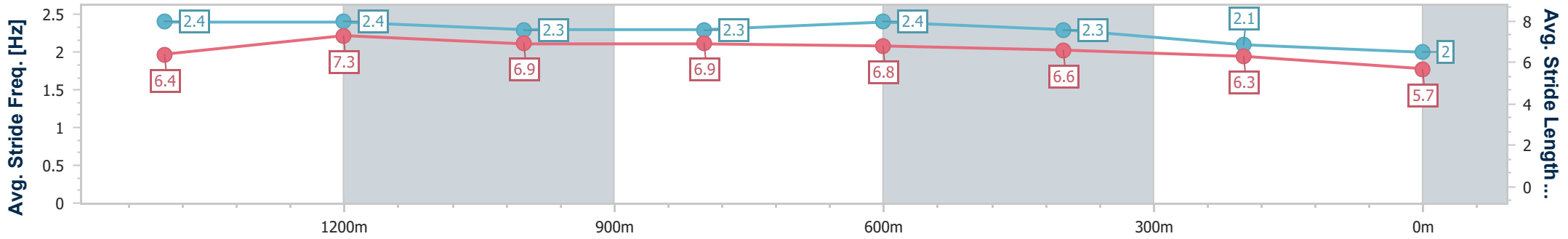
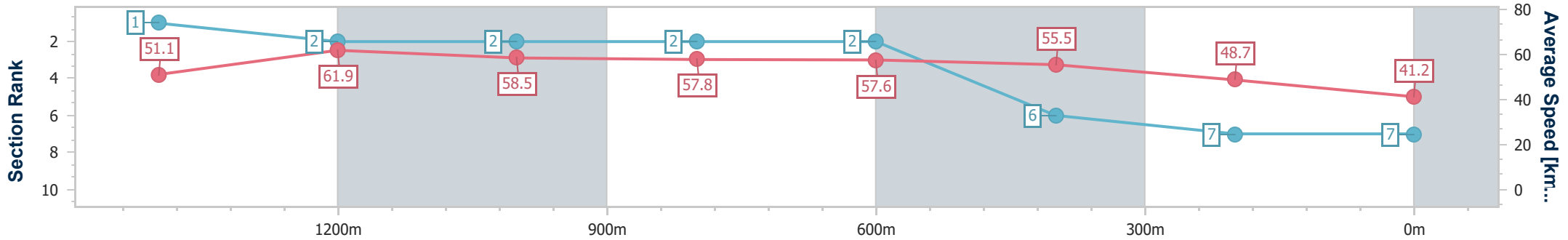
Race 3: Optilinx BM65 Handicap - 1625m

14 December 2024 - 18:38

Track Rating: Soft 7, Weather: Overcast, Rail Position: +3m 800m-400m, +5m Remainder



Section	Overall	1400m	1200m	1000m	800m	600m	400m	200m
Section Times	1:50.51 [7] (0:15.95)	1:34.56 [1] (0:11.75)	1:22.81 [2] (0:12.29)	1:10.52 [2] (0:12.58)	0:57.94 [2] (0:12.60)	0:45.34 [2] (0:13.11)	0:32.23 [6] (0:14.81)	0:17.42 [7] (0:17.42)
Average Speed [km/h]	51.1	61.9	58.5	57.8	57.6	55.5	48.7	41.2
Top Speed [km/h]	67.3	64.9	60.3	58.8	58.8	57.4	53.6	44.9
Avg. Dist. to Rail [m]	3.3	1.8	1.9	2.4	2.6	2.3	0.5	0.3
Avg. Stride Freq. [Hz]	2.4	2.4	2.3	2.3	2.4	2.3	2.1	2.0
Avg. Stride Length [m]	6.4	7.3	6.9	6.9	6.8	6.6	6.3	5.7



- [ ] Ranking at each section and finish
- .-.- No data available at this section
- NA No data available



# Toowoomba QLD Professional

## Race 4: Torus Networks Maiden Plate - 1200m

14 December 2024 - 19:12



Track Rating: Soft 7, Weather: Overcast, Rail Position: +3m 800m-400m, +5m Remainder

Section		Overall	1000m	800m	600m	400m	200m	Last 600m					
Field Times		1:14.86 (0:14.43)	1:00.43 (0:11.52)	0:48.91 (0:12.05)	0:36.86 (0:12.58)	0:24.28 (0:12.17)	0:12.11 (0:12.11)	0:36.86					
Rank	TAB Horse/Jockey	Barrier	Top Speed [km/h]	Fastest Section	Margin							Distance Travelled [m]	
1	6 THIRTY ODD FOOT Justin Stanley	11	66.4 1000m	0:11.44 1000m	1:14.86 [1] (0:14.51)	1:00.35 [2] (0:11.44)	0:48.91 [1] (0:12.05)	0:36.86 [1] (0:12.58)	0:24.28 [1] (0:12.17)	0:12.11 [1] (0:12.11)	1:14.86	0:36.86	
2	4 SWITCHBLADE Nathan Fazackerley	7	64.2 Overall	0:11.67 1000m	1:15.07 [2] (0:14.59)	1:00.48 [4] (0:11.67)	0:48.81 [4] (0:12.09)	0:36.72 [5] (0:12.48)	0:24.24 [4] (0:12.14)	0:12.10 [2] (0:12.10)	1L	0:36.72	+3
3	3 SHAKE'N'BAKE Rob Thorburn	2	64.2 Overall	0:11.69 1000m	1:15.18 [3] (0:15.02)	1:00.16 [8] (0:11.69)	0:48.47 [8] (0:11.90)	0:36.57 [7] (0:12.65)	0:23.92 [8] (0:11.99)	0:11.93 [5] (0:11.93)	1.5L	0:36.57	-3
4	9 GIDDAY GIDDAY Anthony Allen	1	63.7 1000m	0:11.57 1000m	1:15.34 [4] (0:14.76)	1:00.58 [5] (0:11.57)	0:49.01 [5] (0:11.99)	0:37.02 [4] (0:12.67)	0:24.35 [6] (0:12.18)	0:12.17 [3] (0:12.17)	2.3L	0:37.02	-1
5	15 ALFA DUNDEE Jake Molloy	6	64.8 Overall	0:11.78 1000m	1:15.78 [5] (0:14.80)	1:00.98 [6] (0:11.78)	0:49.20 [6] (0:11.90)	0:37.30 [6] (0:12.49)	0:24.81 [5] (0:12.34)	0:12.47 [6] (0:12.47)	4.8L	0:37.30	+4
6	2 LUDIK Karl Zechner	3	63.1 Overall	0:11.71 1000m	1:15.98 [6] (0:15.22)	1:00.76 [10] (0:11.71)	0:49.05 [10] (0:11.89)	0:37.16 [9] (0:12.60)	0:24.56 [10] (0:12.24)	0:12.32 [10] (0:12.32)	5.8L	0:37.16	-4
6	13 NOBLE VALOUR Georgina Cartwright	9	63.9 Overall	0:11.76 1000m	1:15.98 [6] (0:15.07)	1:00.91 [9] (0:11.76)	0:49.15 [9] (0:12.01)	0:37.14 [10] (0:12.49)	0:24.65 [9] (0:12.19)	0:12.46 [9] (0:12.46)	5.8L	0:37.14	+1
8	8 ANOTHERLOVELYDAY Fiona Sandkuhl	5	63.8 Overall	0:11.61 1000m	1:16.07 [8] (0:14.43)	1:01.64 [1] (0:11.61)	0:50.03 [2] (0:12.09)	0:37.94 [2] (0:12.61)	0:25.33 [2] (0:12.45)	0:12.88 [4] (0:12.88)	6.3L	0:37.94	-3
9	7 THREE TEES Les Tilley	4	64.1 Overall	0:11.69 1000m	1:16.08 [9] (0:14.97)	1:01.11 [7] (0:11.69)	0:49.42 [7] (0:12.01)	0:37.41 [8] (0:12.45)	0:24.96 [7] (0:12.28)	0:12.68 [8] (0:12.68)	6.4L	0:37.41	+1
10	12 ROIGARD Amy Graham	10	64.3 1000m	0:11.57 1000m	1:16.64 [10] (0:14.52)	1:02.12 [3] (0:11.57)	0:50.55 [3] (0:12.06)	0:38.49 [3] (0:12.64)	0:25.85 [3] (0:12.56)	0:13.29 [7] (0:13.29)	9.7L	0:38.49	+1

Scratched: Shalzer (#11), Don't Stop Me Now (#16), Silver Agent (#14), Besiege (#5), Literacy (#10)

[ ] Ranking at each section and finish  
 -:-:- No data available at this section  
 NA No data available

SCN Saddle cloth number  
 DNF Did not finish  
 DNT Did not track



## Toowoomba QLD Professional

### Race 4: Torus Networks Maiden Plate - 1200m

14 December 2024 - 19:12



Track Rating: Soft 7, Weather: Overcast, Rail Position: +3m 800m-400m, +5m Remainder

Section		Overall	1000m	800m	600m	400m	200m	Last 600m	
Field Times		1:14.86 (0:14.43)	1:00.43 (0:11.52)	0:48.91 (0:12.05)	0:36.86 (0:12.58)	0:24.28 (0:12.17)	0:12.11 (0:12.11)	0:36.86	

Rank	TAB	Horse/Jockey	Barrier	Top Speed [km/h]	Fastest Section	Overall	1000m	800m	600m	400m	200m	Margin	Distance Travelled [m]	
11	1	ENCLASSIC	8	63.0	0:11.85	1:18.44 [11]	1:03.07 [11]	0:51.22 [11]	0:39.19 [11]	0:26.59 [11]	0:13.85 [11]	20.2L	0:39.19	-2
		Nozi Tomizawa		Overall	1000m	(0:15.37)	(0:11.85)	(0:12.03)	(0:12.60)	(0:12.74)	(0:13.85)			

Scratched: Shalzer (#11), Don't Stop Me Now (#16), Silver Agent (#14), Besiege (#5), Literacy (#10)

[ ] Ranking at each section and finish  
 -:--:-- No data available at this section  
 NA No data available

SCN Saddle cloth number  
 DNF Did not finish  
 DNT Did not track



Horse/Jockey Name	Thirty Odd Foot
Final Rank	1
Fastest Section Time (Section)	0:11.44 (1000m)
Top Speed [km/h] (Section)	66.4 (1000m)
Race State	Finished



### Toowoomba QLD Professional

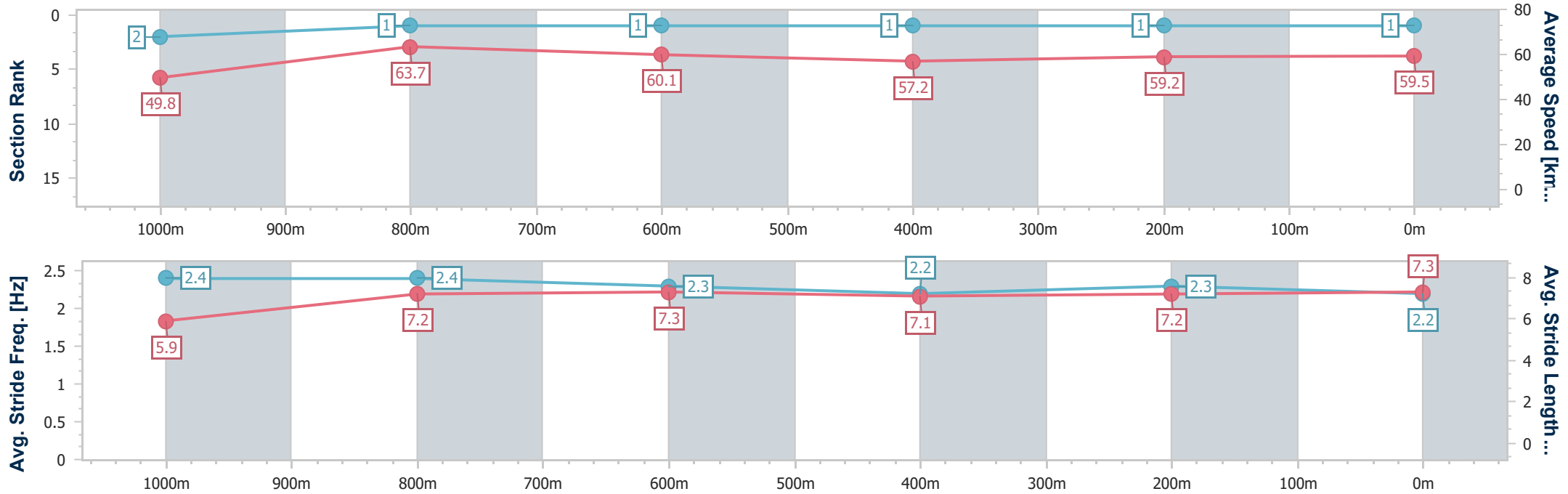
#### Race 4: Torus Networks Maiden Plate - 1200m

14 December 2024 - 19:12

Track Rating: Soft 7, Weather: Overcast, Rail Position: +3m 800m-400m, +5m Remainder



Section	Overall	1000m	800m	600m	400m	200m
Section Times	1:14.86 [1] (0:14.51)	1:00.35 [2] (0:11.44)	0:48.91 [1] (0:12.05)	0:36.86 [1] (0:12.58)	0:24.28 [1] (0:12.17)	0:12.11 [1] (0:12.11)
Average Speed [km/h]	49.8	63.7	60.1	57.2	59.2	59.5
Top Speed [km/h]	65.6	66.4	62.5	59.1	60.0	60.1
Avg. Dist. to Rail [m]	9.1	3.4	2.5	0.7	0.7	0.5
Avg. Stride Freq. [Hz]	2.4	2.4	2.3	2.2	2.3	2.2
Avg. Stride Length [m]	5.9	7.2	7.3	7.1	7.2	7.3



- [ ] Ranking at each section and finish
- .-.- No data available at this section
- NA No data available





Horse/Jockey Name	Switchblade
Final Rank	2
Fastest Section Time (Section)	0:11.67 (1000m)
Top Speed [km/h] (Section)	64.2 (Overall)
Race State	Finished



### Toowoomba QLD Professional

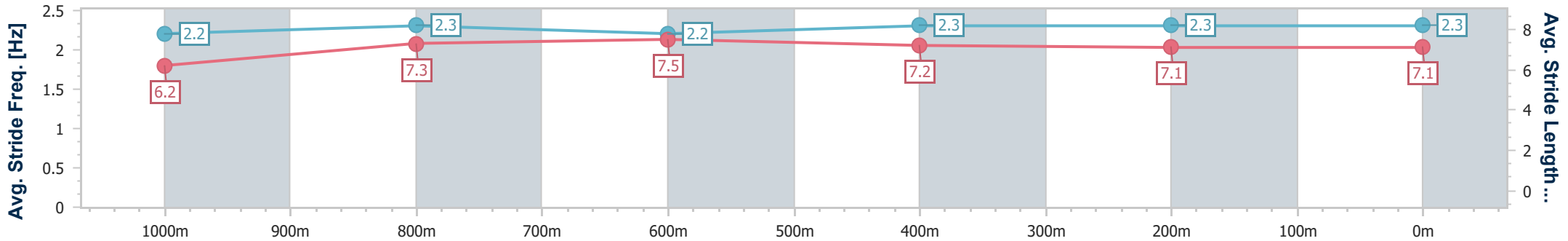
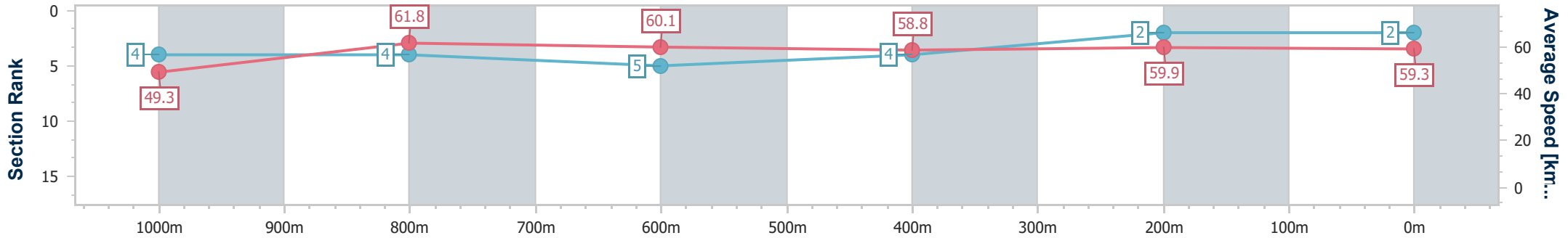
#### Race 4: Torus Networks Maiden Plate - 1200m

14 December 2024 - 19:12

Track Rating: Soft 7, Weather: Overcast, Rail Position: +3m 800m-400m, +5m Remainder



Section	Overall	1000m	800m	600m	400m	200m
Section Times	1:15.07 [2] (0:14.59)	1:00.48 [4] (0:11.67)	0:48.81 [4] (0:12.09)	0:36.72 [5] (0:12.48)	0:24.24 [4] (0:12.14)	0:12.10 [2] (0:12.10)
Average Speed [km/h]	49.3	61.8	60.1	58.8	59.9	59.3
Top Speed [km/h]	64.2	62.9	60.8	59.4	60.5	60.1
Avg. Dist. to Rail [m]	4.1	0.8	2.6	3.7	2.4	2.0
Avg. Stride Freq. [Hz]	2.2	2.3	2.2	2.3	2.3	2.3
Avg. Stride Length [m]	6.2	7.3	7.5	7.2	7.1	7.1



- [ ] Ranking at each section and finish
- .-.- No data available at this section
- NA No data available



Horse/Jockey Name	Shake'n'bake
Final Rank	3
Fastest Section Time (Section)	0:11.69 (1000m)
Top Speed [km/h] (Section)	64.2 (Overall)
Race State	Finished



Toowoomba QLD Professional

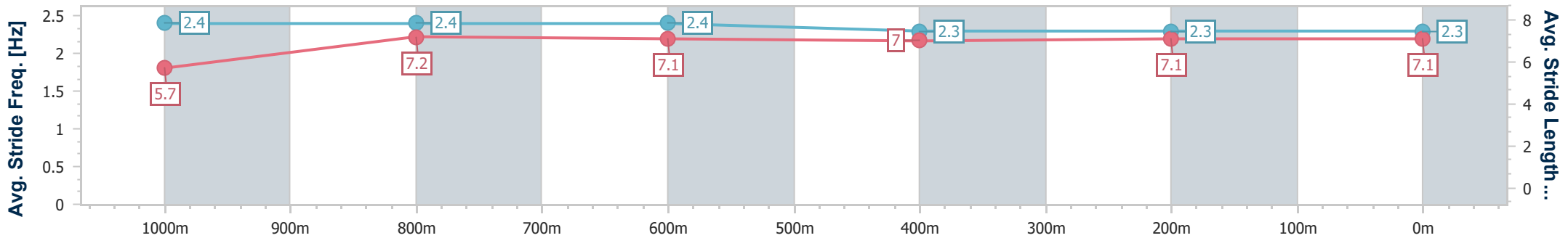
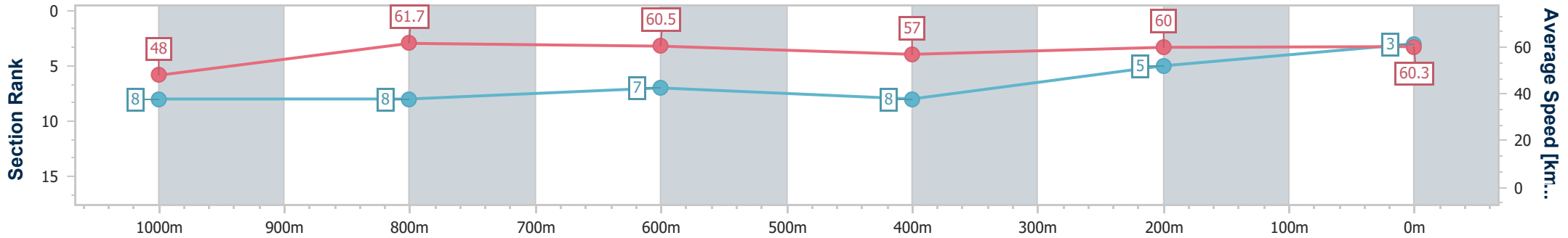
Race 4: Torus Networks Maiden Plate - 1200m

14 December 2024 - 19:12

Track Rating: Soft 7, Weather: Overcast, Rail Position: +3m 800m-400m, +5m Remainder



Section	Overall	1000m	800m	600m	400m	200m
Section Times	1:15.18 [3] (0:15.02)	1:00.16 [8] (0:11.69)	0:48.47 [8] (0:11.90)	0:36.57 [7] (0:12.65)	0:23.92 [8] (0:11.99)	0:11.93 [5] (0:11.93)
Average Speed [km/h]	48.0	61.7	60.5	57.0	60.0	60.3
Top Speed [km/h]	64.2	63.3	62.9	59.7	61.3	61.0
Avg. Dist. to Rail [m]	2.7	0.5	0.9	0.5	0.7	1.7
Avg. Stride Freq. [Hz]	2.4	2.4	2.4	2.3	2.3	2.3
Avg. Stride Length [m]	5.7	7.2	7.1	7.0	7.1	7.1



- [ ] Ranking at each section and finish
- .-.- No data available at this section
- NA No data available



Horse/Jockey Name	Gidday Gidday
Final Rank	4
Fastest Section Time (Section)	0:11.57 (1000m)
Top Speed [km/h] (Section)	63.7 (1000m)
Race State	Finished



### Toowoomba QLD Professional

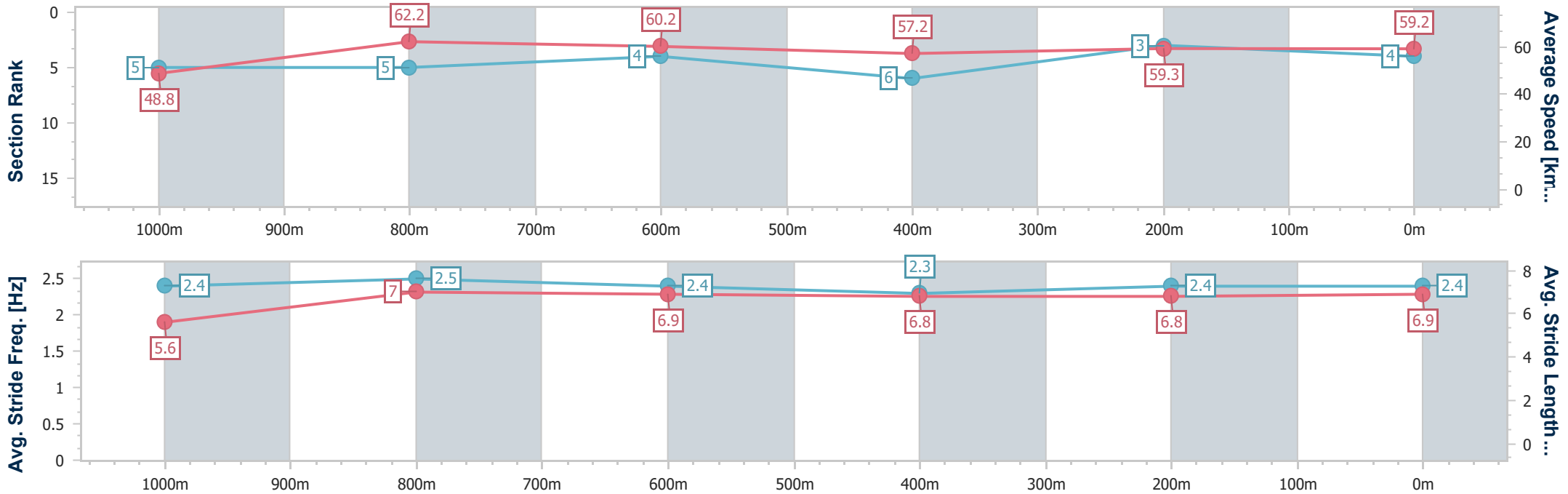
#### Race 4: Torus Networks Maiden Plate - 1200m

14 December 2024 - 19:12

Track Rating: Soft 7, Weather: Overcast, Rail Position: +3m 800m-400m, +5m Remainder



Section	Overall	1000m	800m	600m	400m	200m
Section Times	1:15.34 [4] (0:14.76)	1:00.58 [5] (0:11.57)	0:49.01 [5] (0:11.99)	0:37.02 [4] (0:12.67)	0:24.35 [6] (0:12.18)	0:12.17 [3] (0:12.17)
Average Speed [km/h]	48.8	62.2	60.2	57.2	59.3	59.2
Top Speed [km/h]	63.6	63.7	61.5	58.7	60.5	59.5
Avg. Dist. to Rail [m]	2.1	0.3	1.5	1.1	1.4	3.8
Avg. Stride Freq. [Hz]	2.4	2.5	2.4	2.3	2.4	2.4
Avg. Stride Length [m]	5.6	7.0	6.9	6.8	6.8	6.9



- [ ] Ranking at each section and finish
- .-.- No data available at this section
- NA No data available



Horse/Jockey Name	Alfa Dundee
Final Rank	5
Fastest Section Time (Section)	0:11.78 (1000m)
Top Speed [km/h] (Section)	64.8 (Overall)
Race State	Finished



### Toowoomba QLD Professional

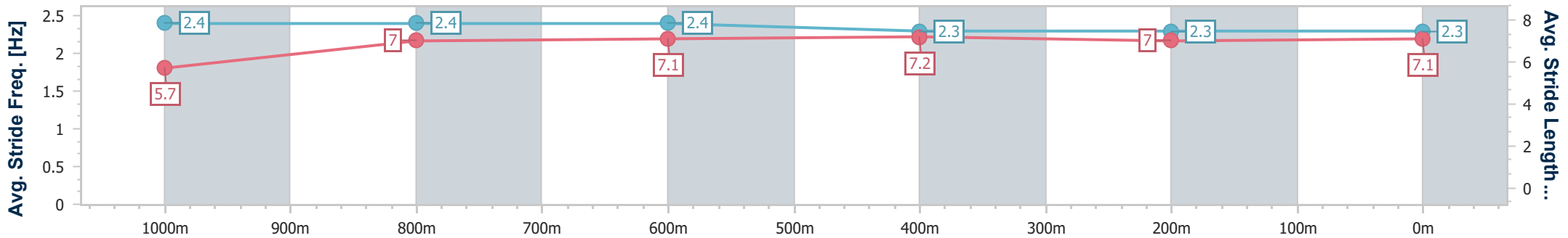
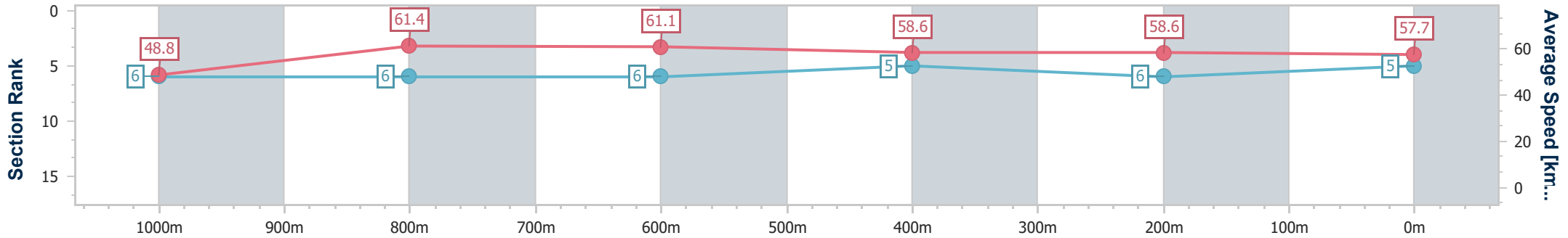
#### Race 4: Torus Networks Maiden Plate - 1200m

14 December 2024 - 19:12

Track Rating: Soft 7, Weather: Overcast, Rail Position: +3m 800m-400m, +5m Remainder



Section	Overall	1000m	800m	600m	400m	200m
Section Times	1:15.78 [5] (0:14.80)	1:00.98 [6] (0:11.78)	0:49.20 [6] (0:11.90)	0:37.30 [6] (0:12.49)	0:24.81 [5] (0:12.34)	0:12.47 [6] (0:12.47)
Average Speed [km/h]	48.8	61.4	61.1	58.6	58.6	57.7
Top Speed [km/h]	64.8	62.2	62.4	59.4	60.0	59.0
Avg. Dist. to Rail [m]	6.0	2.2	3.1	3.0	2.9	4.3
Avg. Stride Freq. [Hz]	2.4	2.4	2.4	2.3	2.3	2.3
Avg. Stride Length [m]	5.7	7.0	7.1	7.2	7.0	7.1



- [ ] Ranking at each section and finish
- .-.- No data available at this section
- NA No data available



Horse/Jockey Name	Noble Valour
Final Rank	6
Fastest Section Time (Section)	0:11.76 (1000m)
Top Speed [km/h] (Section)	63.9 (Overall)
Race State	Finished



### Toowoomba QLD Professional

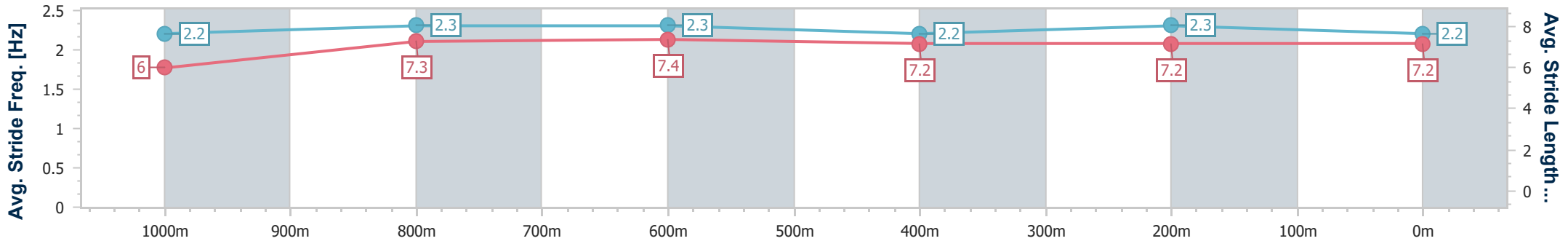
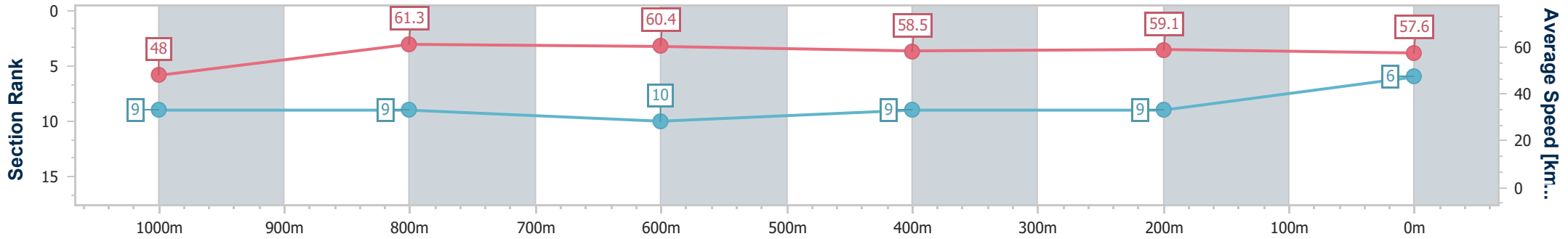
#### Race 4: Torus Networks Maiden Plate - 1200m

14 December 2024 - 19:12

Track Rating: Soft 7, Weather: Overcast, Rail Position: +3m 800m-400m, +5m Remainder



Section	Overall	1000m	800m	600m	400m	200m
Section Times	1:15.98 [6] (0:15.07)	1:00.91 [9] (0:11.76)	0:49.15 [9] (0:12.01)	0:37.14 [10] (0:12.49)	0:24.65 [9] (0:12.19)	0:12.46 [9] (0:12.46)
Average Speed [km/h]	48.0	61.3	60.4	58.5	59.1	57.6
Top Speed [km/h]	63.9	62.0	61.1	60.3	60.3	58.7
Avg. Dist. to Rail [m]	7.1	1.2	2.4	2.8	0.7	1.5
Avg. Stride Freq. [Hz]	2.2	2.3	2.3	2.2	2.3	2.2
Avg. Stride Length [m]	6.0	7.3	7.4	7.2	7.2	7.2



- [ ] Ranking at each section and finish
- .-.- No data available at this section
- NA No data available



Horse/Jockey Name	Ludik
Final Rank	6
Fastest Section Time (Section)	0:11.71 (1000m)
Top Speed [km/h] (Section)	63.1 (Overall)
Race State	Finished



### Toowoomba QLD Professional

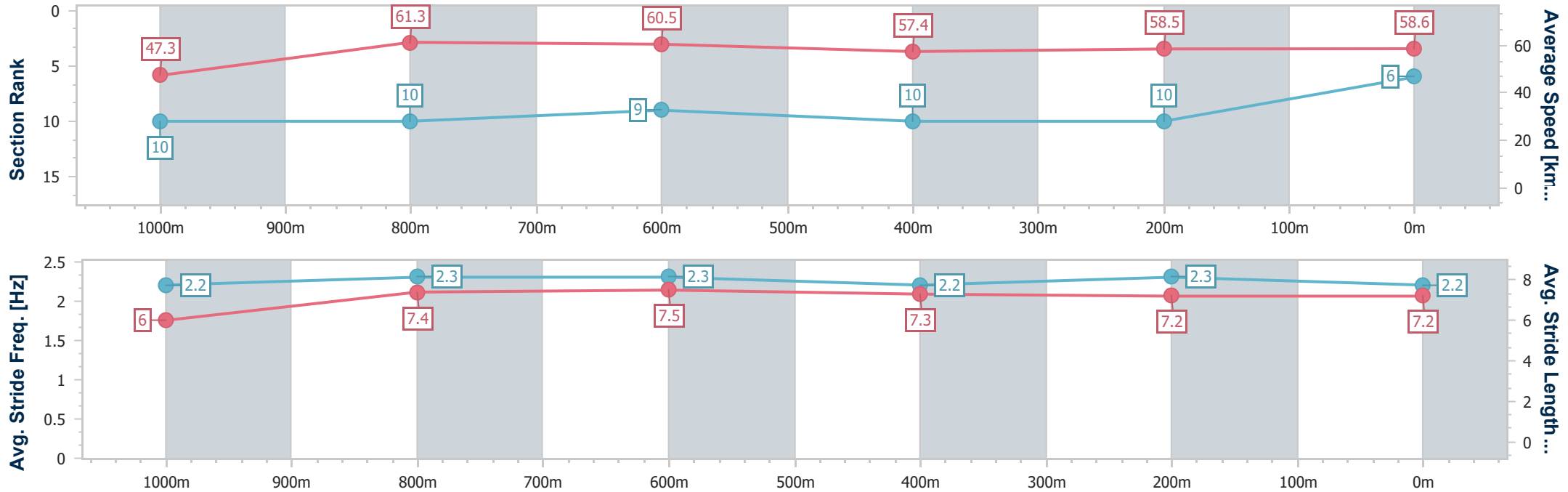
#### Race 4: Torus Networks Maiden Plate - 1200m

14 December 2024 - 19:12

Track Rating: Soft 7, Weather: Overcast, Rail Position: +3m 800m-400m, +5m Remainder



Section	Overall	1000m	800m	600m	400m	200m
Section Times	1:15.98 [6] (0:15.22)	1:00.76 [10] (0:11.71)	0:49.05 [10] (0:11.89)	0:37.16 [9] (0:12.60)	0:24.56 [10] (0:12.24)	0:12.32 [10] (0:12.32)
Average Speed [km/h]	47.3	61.3	60.5	57.4	58.5	58.6
Top Speed [km/h]	63.1	62.7	61.3	60.2	59.1	59.0
Avg. Dist. to Rail [m]	3.0	0.8	0.9	1.6	1.2	1.9
Avg. Stride Freq. [Hz]	2.2	2.3	2.3	2.2	2.3	2.2
Avg. Stride Length [m]	6.0	7.4	7.5	7.3	7.2	7.2



- [ ] Ranking at each section and finish
- .-.- No data available at this section
- NA No data available



Horse/Jockey Name	Anotherlovelyday
Final Rank	8
Fastest Section Time (Section)	0:11.61 (1000m)
Top Speed [km/h] (Section)	63.8 (Overall)
Race State	Finished



### Toowoomba QLD Professional

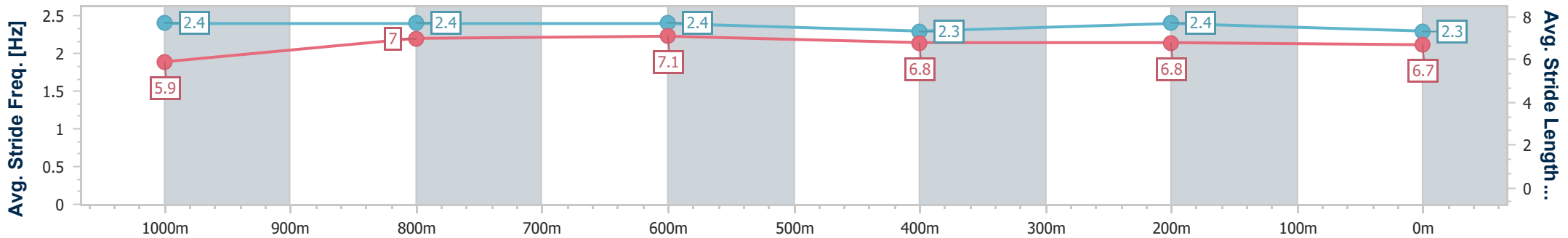
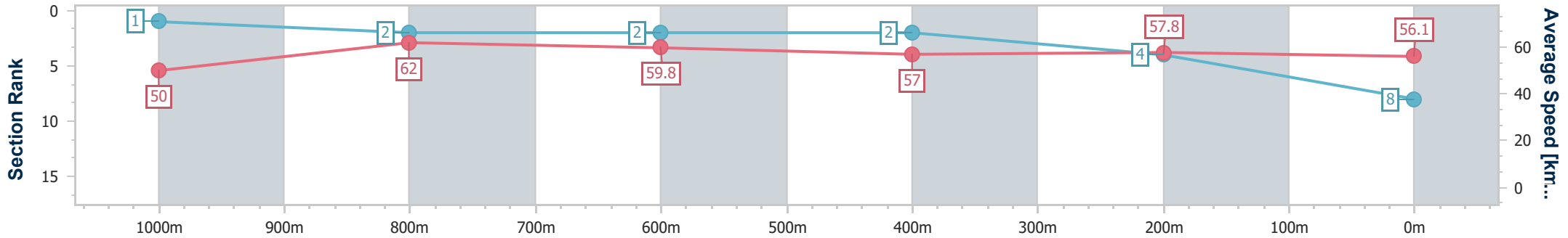
#### Race 4: Torus Networks Maiden Plate - 1200m

14 December 2024 - 19:12

Track Rating: Soft 7, Weather: Overcast, Rail Position: +3m 800m-400m, +5m Remainder



Section	Overall	1000m	800m	600m	400m	200m
Section Times	1:16.07 [8] (0:14.43)	1:01.64 [1] (0:11.61)	0:50.03 [2] (0:12.09)	0:37.94 [2] (0:12.61)	0:25.33 [2] (0:12.45)	0:12.88 [4] (0:12.88)
Average Speed [km/h]	50.0	62.0	59.8	57.0	57.8	56.1
Top Speed [km/h]	63.8	63.1	60.7	58.8	59.4	57.5
Avg. Dist. to Rail [m]	4.1	0.6	0.7	0.5	0.3	0.4
Avg. Stride Freq. [Hz]	2.4	2.4	2.4	2.3	2.4	2.3
Avg. Stride Length [m]	5.9	7.0	7.1	6.8	6.8	6.7



- [ ] Ranking at each section and finish
- .-.- No data available at this section
- NA No data available



Horse/Jockey Name	Three Tees
Final Rank	9
Fastest Section Time (Section)	0:11.69 (1000m)
Top Speed [km/h] (Section)	64.1 (Overall)
Race State	Finished



### Toowoomba QLD Professional

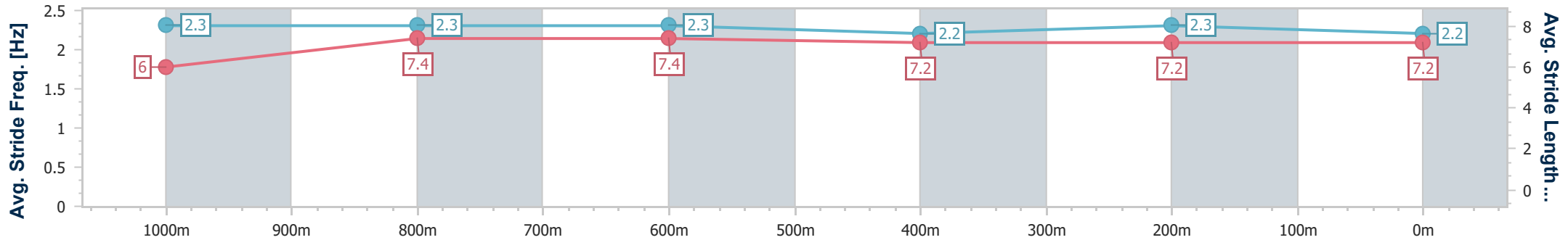
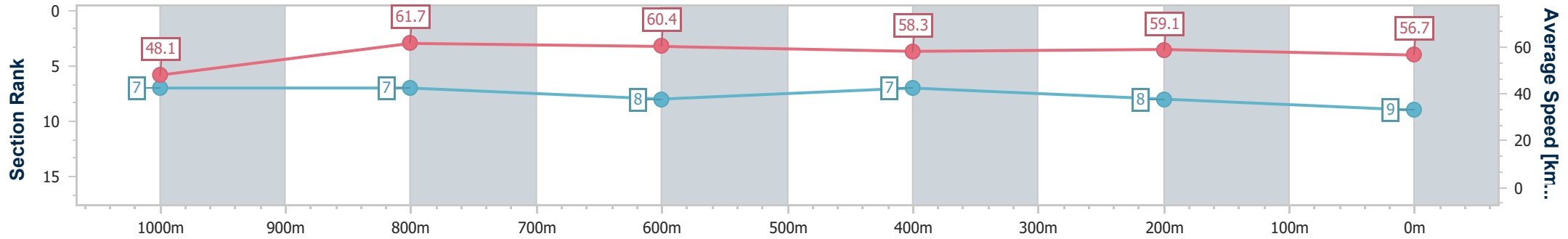
#### Race 4: Torus Networks Maiden Plate - 1200m

14 December 2024 - 19:12

Track Rating: Soft 7, Weather: Overcast, Rail Position: +3m 800m-400m, +5m Remainder



Section	Overall	1000m	800m	600m	400m	200m
Section Times	1:16.08 [9] (0:14.97)	1:01.11 [7] (0:11.69)	0:49.42 [7] (0:12.01)	0:37.41 [8] (0:12.45)	0:24.96 [7] (0:12.28)	0:12.68 [8] (0:12.68)
Average Speed [km/h]	48.1	61.7	60.4	58.3	59.1	56.7
Top Speed [km/h]	64.1	63.7	61.8	59.3	60.3	58.0
Avg. Dist. to Rail [m]	4.1	0.8	1.9	2.0	1.9	2.8
Avg. Stride Freq. [Hz]	2.3	2.3	2.3	2.2	2.3	2.2
Avg. Stride Length [m]	6.0	7.4	7.4	7.2	7.2	7.2



- [ ] Ranking at each section and finish
- .-.- No data available at this section
- NA No data available





Horse/Jockey Name	Roigard
Final Rank	10
Fastest Section Time (Section)	0:11.57 (1000m)
Top Speed [km/h] (Section)	64.3 (1000m)
Race State	Finished



### Toowoomba QLD Professional

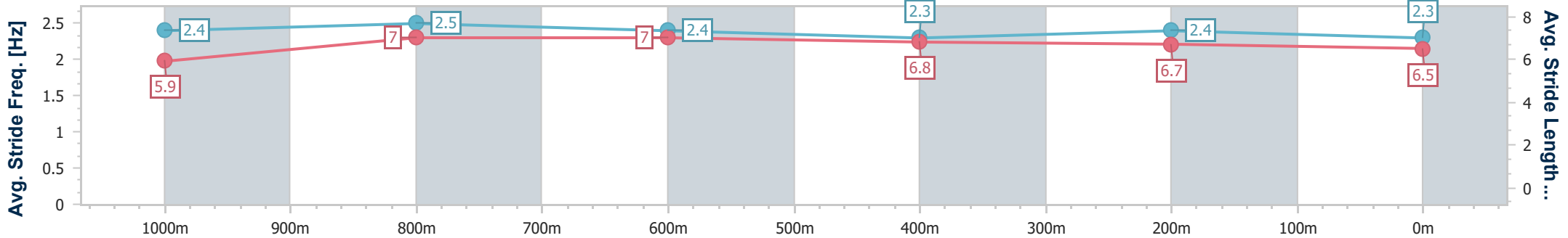
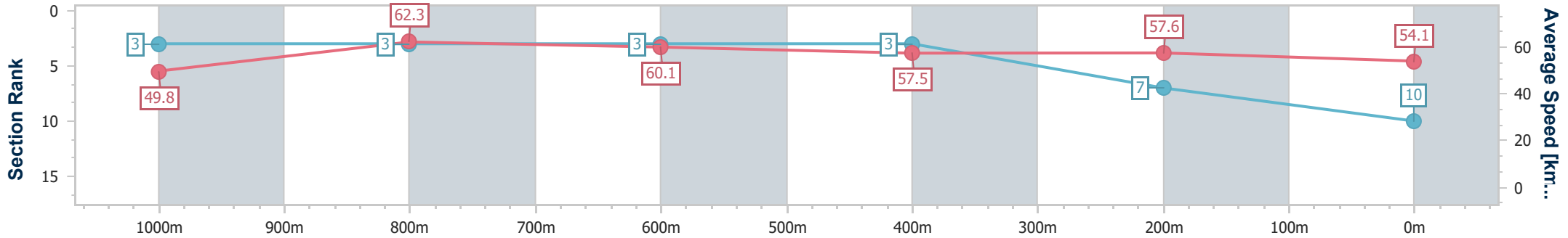
#### Race 4: Torus Networks Maiden Plate - 1200m

14 December 2024 - 19:12

Track Rating: Soft 7, Weather: Overcast, Rail Position: +3m 800m-400m, +5m Remainder



Section	Overall	1000m	800m	600m	400m	200m
Section Times	1:16.64 [10] (0:14.52)	1:02.12 [3] (0:11.57)	0:50.55 [3] (0:12.06)	0:38.49 [3] (0:12.64)	0:25.85 [3] (0:12.56)	0:13.29 [7] (0:13.29)
Average Speed [km/h]	49.8	62.3	60.1	57.5	57.6	54.1
Top Speed [km/h]	64.0	64.3	62.2	58.3	58.5	55.7
Avg. Dist. to Rail [m]	8.6	1.6	1.9	1.8	1.0	0.5
Avg. Stride Freq. [Hz]	2.4	2.5	2.4	2.3	2.4	2.3
Avg. Stride Length [m]	5.9	7.0	7.0	6.8	6.7	6.5



- [ ] Ranking at each section and finish
- .-.- No data available at this section
- NA No data available



Horse/Jockey Name	Enclassic
Final Rank	11
Fastest Section Time (Section)	0:11.85 (1000m)
Top Speed [km/h] (Section)	63.0 (Overall)
Race State	Finished



### Toowoomba QLD Professional

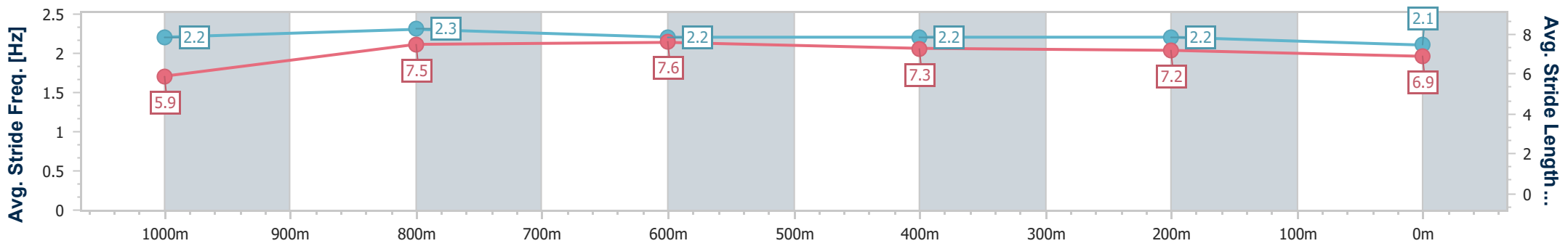
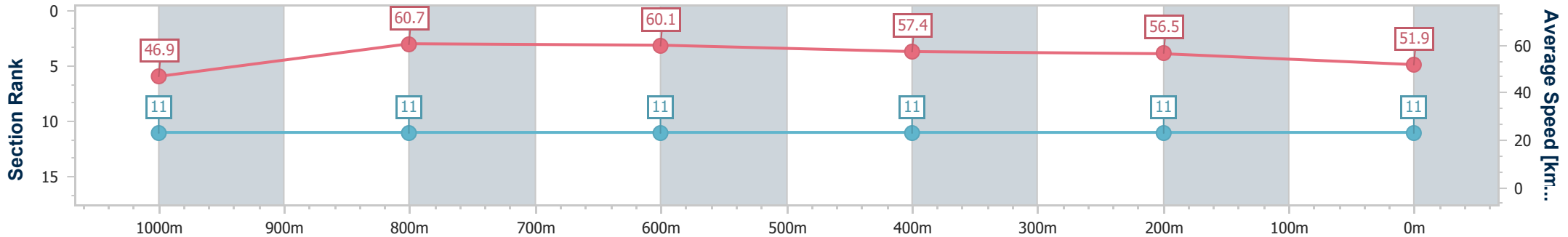
#### Race 4: Torus Networks Maiden Plate - 1200m

14 December 2024 - 19:12

Track Rating: Soft 7, Weather: Overcast, Rail Position: +3m 800m-400m, +5m Remainder



Section	Overall	1000m	800m	600m	400m	200m
Section Times	1:18.44 [11] (0:15.37)	1:03.07 [11] (0:11.85)	0:51.22 [11] (0:12.03)	0:39.19 [11] (0:12.60)	0:26.59 [11] (0:12.74)	0:13.85 [11] (0:13.85)
Average Speed [km/h]	46.9	60.7	60.1	57.4	56.5	51.9
Top Speed [km/h]	63.0	61.7	61.7	59.6	58.0	54.1
Avg. Dist. to Rail [m]	4.9	0.9	1.7	1.1	0.7	1.7
Avg. Stride Freq. [Hz]	2.2	2.3	2.2	2.2	2.2	2.1
Avg. Stride Length [m]	5.9	7.5	7.6	7.3	7.2	6.9



- [ ] Ranking at each section and finish
- .-.- No data available at this section
- NA No data available



# Toowoomba QLD Professional

## Race 5: Thank You Robbie Lanagan Maiden Handicap - 870m

14 December 2024 - 19:47



Track Rating: Soft 7, Weather: Overcast, Rail Position: +3m 800m-400m, +5m Remainder

Section		Overall									Last 600m	
Field Times		0:51.24 (0:06.26)									0:33.96	
		800m			600m		400m		200m			
		0:44.98 (0:11.02)			0:33.96 (0:11.09)		0:22.87 (0:11.37)		0:11.50 (0:11.50)			
Rank	TAB	Horse/Jockey	Barrier	Top Speed [km/h]	Fastest Section	Overall	800m	600m	400m	200m	Margin	Distance Travelled [m]
1	2	<b>JUNGLE JUICE</b> Justin Stanley	3	67.4 600m	0:06.26 Overall	0:51.24 [1] (0:06.26)	0:44.98 [1] (0:11.02)	0:33.96 [1] (0:11.09)	0:22.87 [1] (0:11.37)	0:11.50 [1] (0:11.50)	0:51.24	0:33.96
2	3	<b>DATA LEAK</b> Montanna Savva	7	68.3 800m	0:06.81 Overall	0:51.89 [2] (0:06.81)	0:45.08 [4] (0:10.91)	0:34.17 [3] (0:11.13)	0:23.04 [3] (0:11.45)	0:11.59 [3] (0:11.59)	3.8L	0:34.17 +1
3	7	<b>TINKERBELLA</b> Hannah Richardson	5	67.1 800m	0:06.63 Overall	0:52.15 [3] (0:06.63)	0:45.52 [2] (0:10.92)	0:34.60 [2] (0:11.09)	0:23.51 [2] (0:11.40)	0:12.11 [2] (0:12.11)	5.3L	0:34.60 +0
4	8	<b>TOSSIT</b> Les Tilley	4	67.1 800m	0:06.72 Overall	0:52.47 [4] (0:06.72)	0:45.75 [3] (0:11.12)	0:34.63 [5] (0:11.17)	0:23.46 [4] (0:11.35)	0:12.11 [4] (0:12.11)	7.1L	0:34.63 +0
5	6	<b>PETITE PIERA</b> Karl Zechner	1	66.9 800m	0:06.83 Overall	0:52.48 [5] (0:06.83)	0:45.65 [5] (0:10.98)	0:34.67 [4] (0:11.22)	0:23.45 [5] (0:11.50)	0:11.95 [5] (0:11.95)	7.2L	0:34.67 -3
6	1	<b>HER EX</b> Minonette Kennedy	2	66.3 800m	0:06.90 Overall	0:53.52 [6] (0:06.90)	0:46.62 [6] (0:11.32)	0:35.30 [6] (0:11.26)	0:24.04 [6] (0:11.53)	0:12.51 [6] (0:12.51)	13.2L	0:35.30 -4
7	9	<b>MUSCATO CATH</b> Nozi Tomizawa	8	63.2 600m	0:08.55 Overall	0:57.69 [7] (0:08.55)	0:49.14 [7] (0:12.07)	0:37.07 [7] (0:11.54)	0:25.53 [7] (0:11.92)	0:13.61 [7] (0:13.61)	37.7L	0:37.07 -2

Scratched: Bronze Memory (#13), Sugar Island (#12), Giggly (#10), Miss Dramatic (#4), Needawinna (#5), Dinosphere (#11)



Horse/Jockey Name	Jungle Juice
Final Rank	1
Fastest Section Time (Section)	0:06.26 (Overall)
Top Speed [km/h] (Section)	67.4 (600m)
Race State	Finished



### Toowoomba QLD Professional

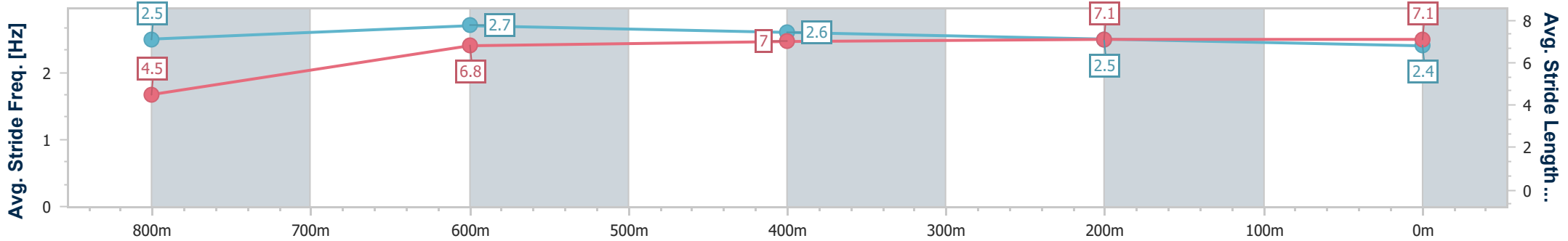
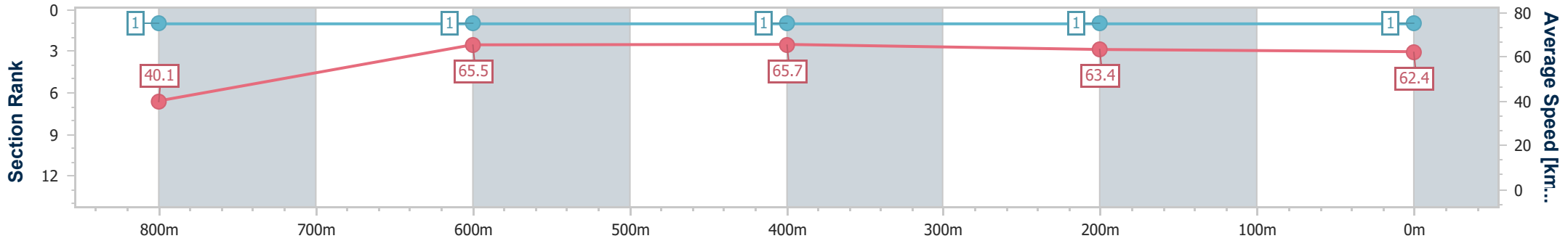
Race 5: Thank You Robbie Lanagan Maiden Handicap - 870m

14 December 2024 - 19:47

Track Rating: Soft 7, Weather: Overcast, Rail Position: +3m 800m-400m, +5m Remainder



Section	Overall	800m	600m	400m	200m
Section Times	0:51.24 [1] (0:06.26)	0:44.98 [1] (0:11.02)	0:33.96 [1] (0:11.09)	0:22.87 [1] (0:11.37)	0:11.50 [1] (0:11.50)
Average Speed [km/h]	40.1	65.5	65.7	63.4	62.4
Top Speed [km/h]	62.5	67.4	67.4	64.0	63.5
Avg. Dist. to Rail [m]	2.3	2.1	2.1	0.4	0.5
Avg. Stride Freq. [Hz]	2.5	2.7	2.6	2.5	2.4
Avg. Stride Length [m]	4.5	6.8	7.0	7.1	7.1



- [ ] Ranking at each section and finish
- .-.- No data available at this section
- NA No data available



Horse/Jockey Name	Data Leak
Final Rank	2
Fastest Section Time (Section)	0:06.81 (Overall)
Top Speed [km/h] (Section)	68.3 (800m)
Race State	Finished



### Toowoomba QLD Professional

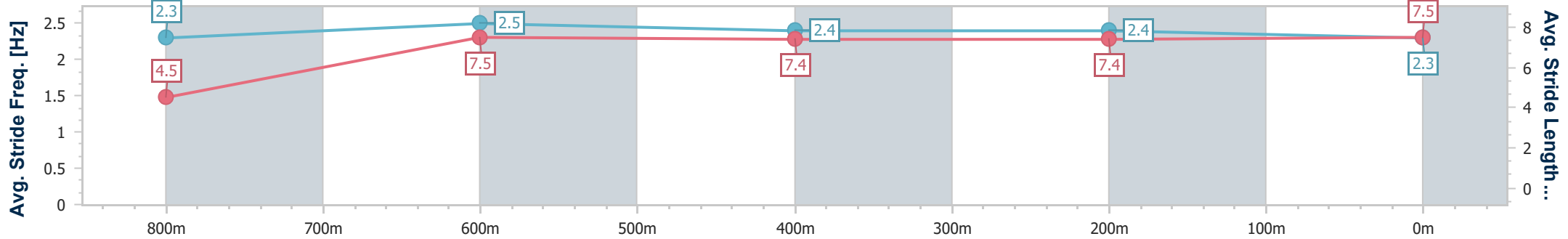
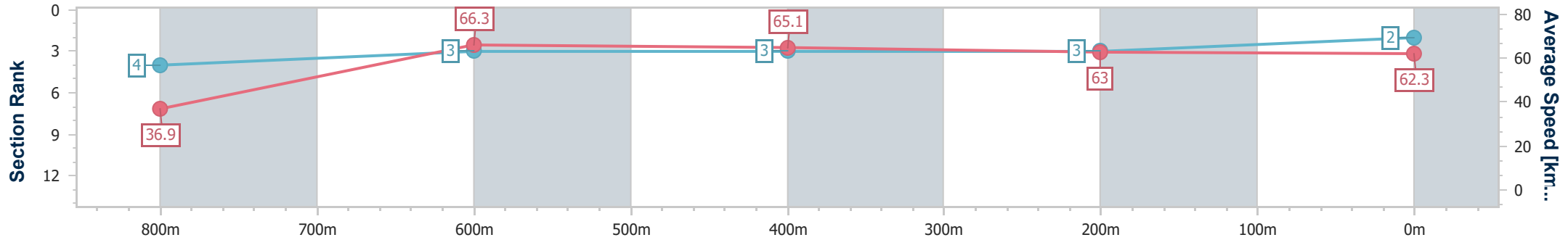
Race 5: Thank You Robbie Lanagan Maiden Handicap - 870m

14 December 2024 - 19:47

Track Rating: Soft 7, Weather: Overcast, Rail Position: +3m 800m-400m, +5m Remainder



Section	Overall	800m	600m	400m	200m
Section Times	0:51.89 [2] (0:06.81)	0:45.08 [4] (0:10.91)	0:34.17 [3] (0:11.13)	0:23.04 [3] (0:11.45)	0:11.59 [3] (0:11.59)
Average Speed [km/h]	36.9	66.3	65.1	63.0	62.3
Top Speed [km/h]	64.2	68.3	66.4	64.5	63.0
Avg. Dist. to Rail [m]	1.9	2.2	1.8	0.9	3.4
Avg. Stride Freq. [Hz]	2.3	2.5	2.4	2.4	2.3
Avg. Stride Length [m]	4.5	7.5	7.4	7.4	7.5



- [ ] Ranking at each section and finish
- .-.- No data available at this section
- NA No data available



Horse/Jockey Name	Tinkerbella
Final Rank	3
Fastest Section Time (Section)	0:06.63 (Overall)
Top Speed [km/h] (Section)	67.1 (800m)
Race State	Finished



### Toowoomba QLD Professional

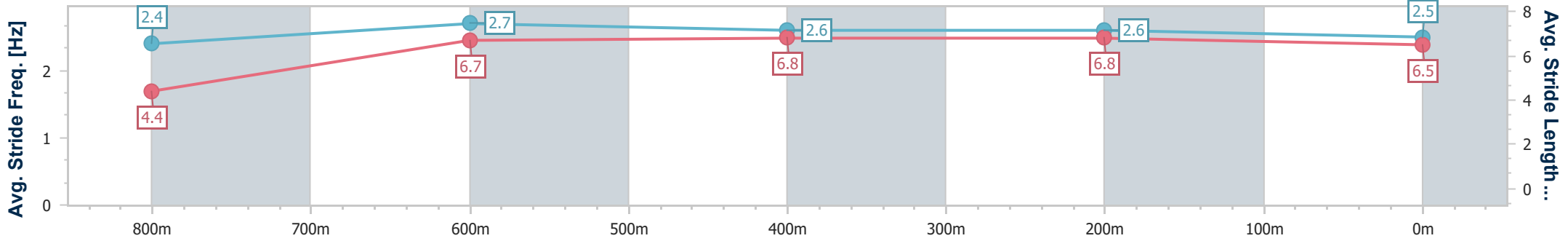
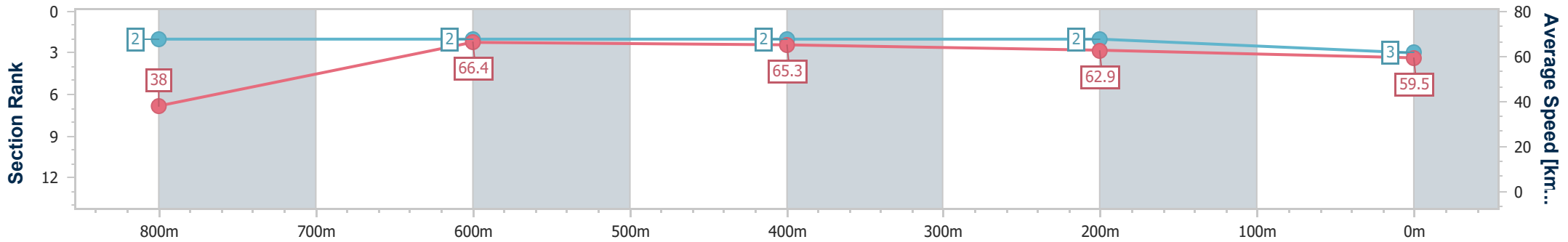
Race 5: Thank You Robbie Lanagan Maiden Handicap - 870m

14 December 2024 - 19:47

Track Rating: Soft 7, Weather: Overcast, Rail Position: +3m 800m-400m, +5m Remainder



Section	Overall	800m	600m	400m	200m
Section Times	0:52.15 [3] (0:06.63)	0:45.52 [2] (0:10.92)	0:34.60 [2] (0:11.09)	0:23.51 [2] (0:11.40)	0:12.11 [2] (0:12.11)
Average Speed [km/h]	38.0	66.4	65.3	62.9	59.5
Top Speed [km/h]	64.1	67.1	67.0	64.2	60.9
Avg. Dist. to Rail [m]	2.5	2.9	1.0	1.0	1.9
Avg. Stride Freq. [Hz]	2.4	2.7	2.6	2.6	2.5
Avg. Stride Length [m]	4.4	6.7	6.8	6.8	6.5



- [ ] Ranking at each section and finish
- .-.- No data available at this section
- NA No data available



Horse/Jockey Name	Tossit
Final Rank	4
Fastest Section Time (Section)	0:06.72 (Overall)
Top Speed [km/h] (Section)	67.1 (800m)
Race State	Finished



### Toowoomba QLD Professional

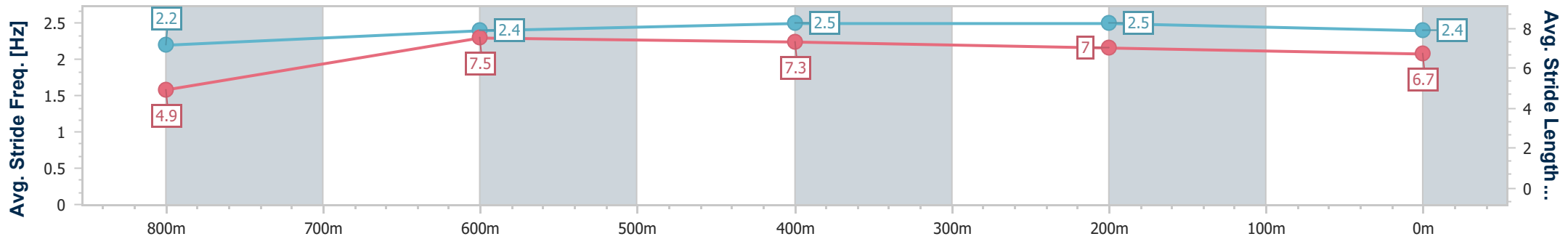
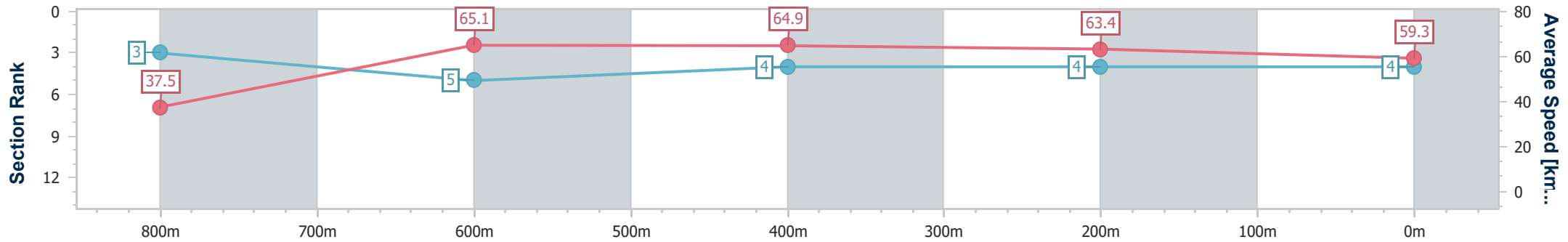
Race 5: Thank You Robbie Lanagan Maiden Handicap - 870m

14 December 2024 - 19:47

Track Rating: Soft 7, Weather: Overcast, Rail Position: +3m 800m-400m, +5m Remainder



Section	Overall	800m	600m	400m	200m
Section Times	0:52.47 [4] (0:06.72)	0:45.75 [3] (0:11.12)	0:34.63 [5] (0:11.17)	0:23.46 [4] (0:11.35)	0:12.11 [4] (0:12.11)
Average Speed [km/h]	37.5	65.1	64.9	63.4	59.3
Top Speed [km/h]	63.0	67.1	65.7	65.0	61.0
Avg. Dist. to Rail [m]	1.9	3.0	1.6	1.1	3.2
Avg. Stride Freq. [Hz]	2.2	2.4	2.5	2.5	2.4
Avg. Stride Length [m]	4.9	7.5	7.3	7.0	6.7



- [ ] Ranking at each section and finish
- .-.- No data available at this section
- NA No data available



Horse/Jockey Name	Petite Piera
Final Rank	5
Fastest Section Time (Section)	0:06.83 (Overall)
Top Speed [km/h] (Section)	66.9 (800m)
Race State	Finished



### Toowoomba QLD Professional

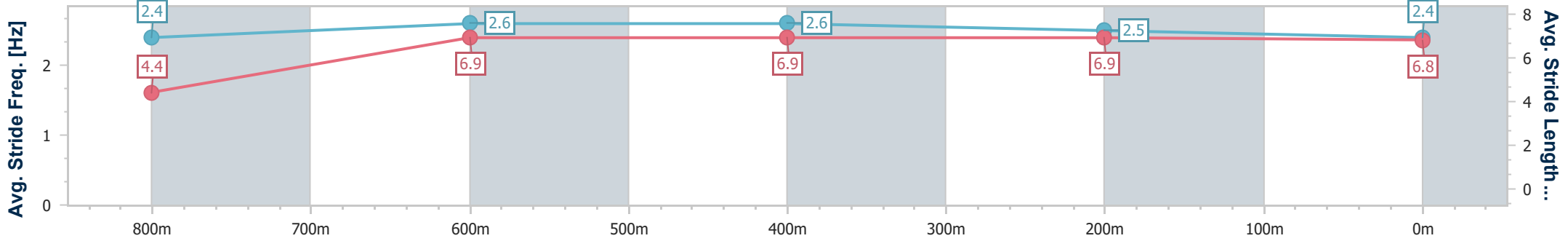
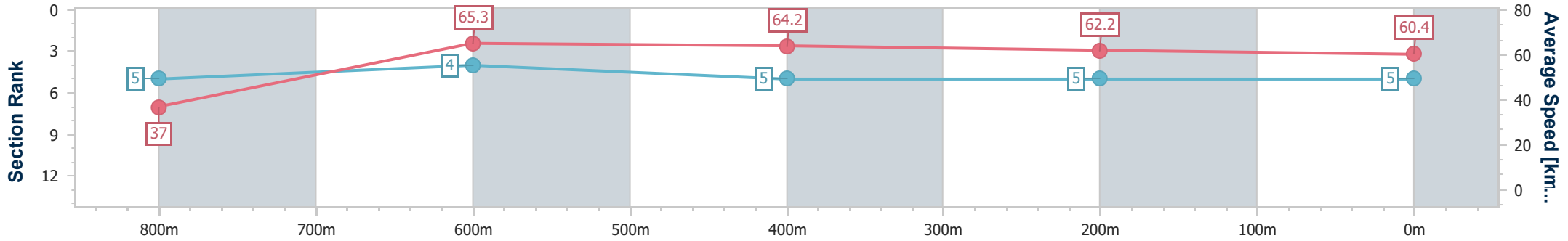
Race 5: Thank You Robbie Lanagan Maiden Handicap - 870m

14 December 2024 - 19:47

Track Rating: Soft 7, Weather: Overcast, Rail Position: +3m 800m-400m, +5m Remainder



Section	Overall	800m	600m	400m	200m
Section Times	0:52.48 [5] (0:06.83)	0:45.65 [5] (0:10.98)	0:34.67 [4] (0:11.22)	0:23.45 [5] (0:11.50)	0:11.95 [5] (0:11.95)
Average Speed [km/h]	37.0	65.3	64.2	62.2	60.4
Top Speed [km/h]	63.0	66.9	66.3	63.4	61.3
Avg. Dist. to Rail [m]	6.7	1.2	0.3	1.3	0.6
Avg. Stride Freq. [Hz]	2.4	2.6	2.6	2.5	2.4
Avg. Stride Length [m]	4.4	6.9	6.9	6.9	6.8



- [ ] Ranking at each section and finish
- .-.-.- No data available at this section
- NA No data available





Horse/Jockey Name	Her Ex
Final Rank	6
Fastest Section Time (Section)	0:06.90 (Overall)
Top Speed [km/h] (Section)	66.3 (800m)
Race State	Finished



### Toowoomba QLD Professional

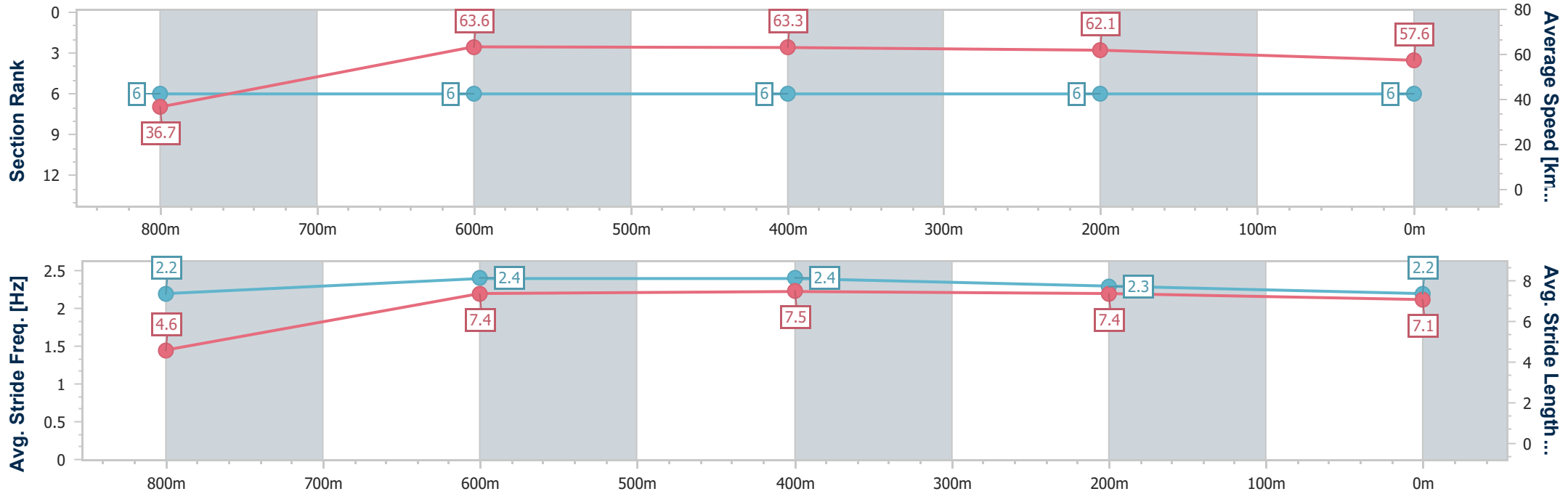
Race 5: Thank You Robbie Lanagan Maiden Handicap - 870m

14 December 2024 - 19:47

Track Rating: Soft 7, Weather: Overcast, Rail Position: +3m 800m-400m, +5m Remainder



Section	Overall	800m	600m	400m	200m
Section Times	0:53.52 [6] (0:06.90)	0:46.62 [6] (0:11.32)	0:35.30 [6] (0:11.26)	0:24.04 [6] (0:11.53)	0:12.51 [6] (0:12.51)
Average Speed [km/h]	36.7	63.6	63.3	62.1	57.6
Top Speed [km/h]	59.8	66.3	65.3	63.1	60.6
Avg. Dist. to Rail [m]	4.5	0.7	1.8	1.8	1.9
Avg. Stride Freq. [Hz]	2.2	2.4	2.4	2.3	2.2
Avg. Stride Length [m]	4.6	7.4	7.5	7.4	7.1



- [ ] Ranking at each section and finish
- .-.- No data available at this section
- NA No data available



Horse/Jockey Name	Muscato Cath
Final Rank	7
Fastest Section Time (Section)	0:08.55 (Overall)
Top Speed [km/h] (Section)	63.2 (600m)
Race State	Finished



### Toowoomba QLD Professional

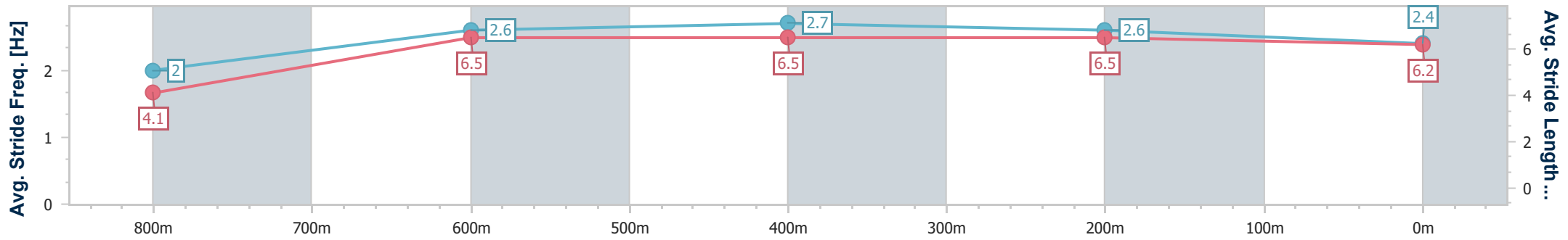
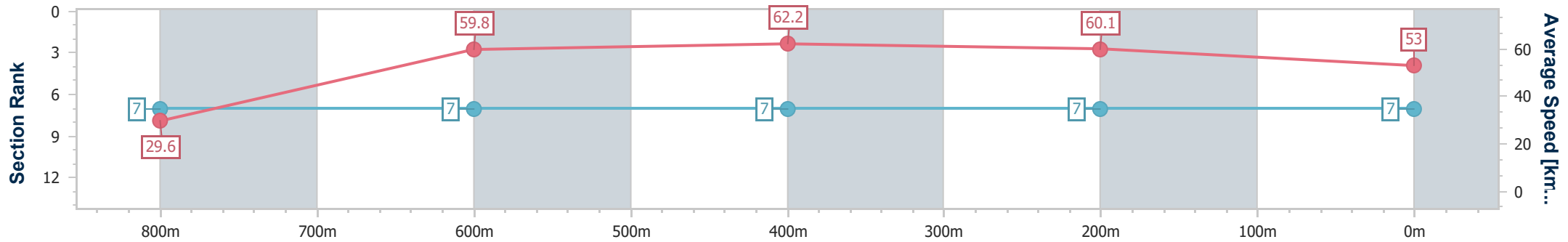
Race 5: Thank You Robbie Lanagan Maiden Handicap - 870m

14 December 2024 - 19:47

Track Rating: Soft 7, Weather: Overcast, Rail Position: +3m 800m-400m, +5m Remainder



Section	Overall	800m	600m	400m	200m
Section Times	0:57.69 [7] (0:08.55)	0:49.14 [7] (0:12.07)	0:37.07 [7] (0:11.54)	0:25.53 [7] (0:11.92)	0:13.61 [7] (0:13.61)
Average Speed [km/h]	29.6	59.8	62.2	60.1	53.0
Top Speed [km/h]	54.5	62.7	63.2	62.5	56.4
Avg. Dist. to Rail [m]	4.9	2.5	0.9	1.4	0.4
Avg. Stride Freq. [Hz]	2.0	2.6	2.7	2.6	2.4
Avg. Stride Length [m]	4.1	6.5	6.5	6.5	6.2



- [ ] Ranking at each section and finish
- .-.- No data available at this section
- NA No data available



**Toowoomba QLD Professional**  
**Race 6: Ashleigh Elizabeth Memorial Dash BENCHMARK 62 Handicap - 870m**  
**14 December 2024 - 20:19**



Track Rating: Soft 7, Weather: Overcast, Rail Position: +3m 800m-400m, +5m Remainder

Section		Overall	800m	600m	400m	200m	Last 600m					
Field Times		0:50.82 (0:06.71)	0:44.11 (0:10.72)	0:33.39 (0:10.87)	0:22.52 (0:11.03)	0:11.49 (0:11.49)	0:33.39					
Rank	TAB Horse/Jockey	Barrier	Top Speed [km/h]	Fastest Section	Margin					Distance Travelled [m]		
1	4 <b>SHOWS A SIGN</b> Les Tilley	3	67.4 800m	0:06.71 Overall	0:50.82 [1] (0:06.71)	0:44.11 [1] (0:10.72)	0:33.39 [1] (0:10.87)	0:22.52 [1] (0:11.03)	0:11.49 [1] (0:11.49)	0:50.82	0:33.39	
2	2 <b>FLANK SPEED</b> Sariah Champkin	1	68.3 800m	0:07.29 Overall	0:51.89 [2] (0:07.29)	0:44.60 [5] (0:10.69)	0:33.91 [4] (0:10.98)	0:22.93 [4] (0:11.37)	0:11.56 [5] (0:11.56)	6.3L	0:33.91	-2
3	1 <b>MAMARAGAN</b> Liv O'Donnell	2	66.9 800m	0:06.73 Overall	0:52.02 [3] (0:06.73)	0:45.29 [2] (0:10.95)	0:34.34 [2] (0:11.13)	0:23.21 [2] (0:11.32)	0:11.89 [2] (0:11.89)	6.8L	0:34.34	+3
4	6 <b>ALBION SQUARE</b> Colleen Krahn	4	67.5 600m	0:07.05 Overall	0:52.23 [4] (0:07.05)	0:45.18 [3] (0:10.94)	0:34.24 [5] (0:10.98)	0:23.26 [5] (0:11.29)	0:11.97 [4] (0:11.97)	8.1L	0:34.24	+5
5	3 <b>SNEAKY SHARK</b> Chelsea Baker	5	69.4 800m	0:07.28 Overall	0:52.33 [5] (0:07.28)	0:45.05 [4] (0:10.60)	0:34.45 [3] (0:11.01)	0:23.44 [3] (0:11.28)	0:12.16 [3] (0:12.16)	8.6L	0:34.45	+4

Scratched: Her Expense (#5)

[ ] Ranking at each section and finish  
 -:-:- No data available at this section  
 NA No data available

SCN Saddle cloth number  
 DNF Did not finish  
 DNT Did not track



Horse/Jockey Name	Shows A Sign
Final Rank	1
Fastest Section Time (Section)	0:06.71 (Overall)
Top Speed [km/h] (Section)	67.4 (800m)
Race State	Finished



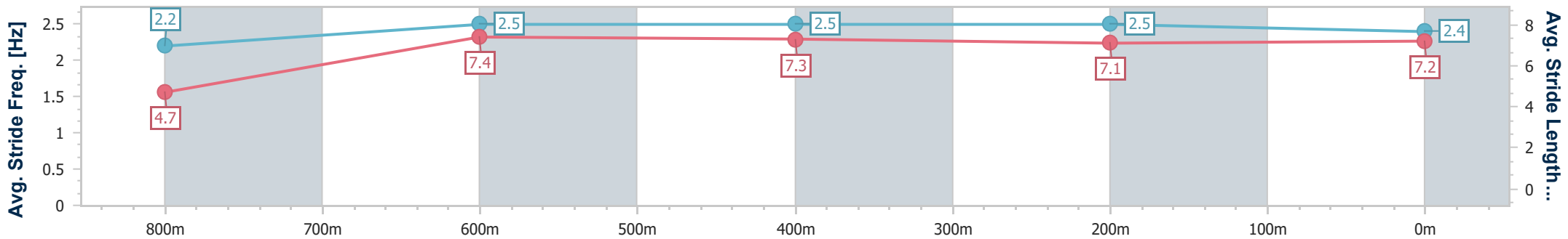
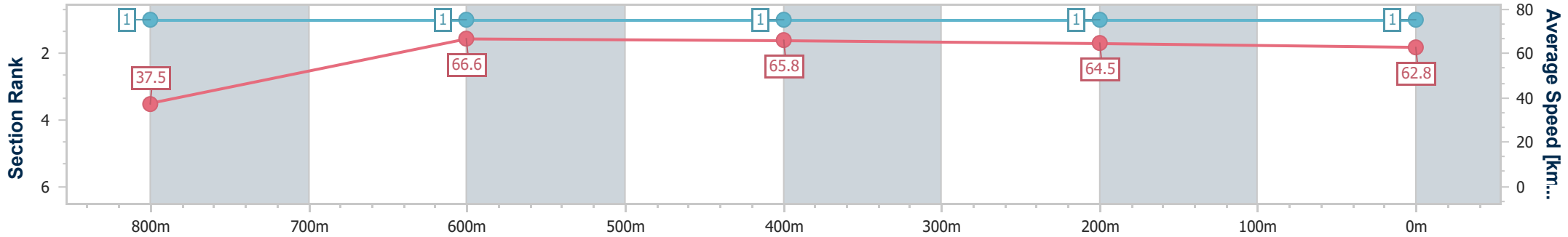
Toowoomba QLD Professional  
 Race 6: Ashleigh Elizabeth Memorial Dash BENCHMARK 62  
 Handicap - 870m



14 December 2024 - 20:19

Track Rating: Soft 7, Weather: Overcast, Rail Position: +3m 800m-400m, +5m Remainder

Section	Overall	800m	600m	400m	200m
Section Times	0:50.82 [1] (0:06.71)	0:44.11 [1] (0:10.72)	0:33.39 [1] (0:10.87)	0:22.52 [1] (0:11.03)	0:11.49 [1] (0:11.49)
Average Speed [km/h]	37.5	66.6	65.8	64.5	62.8
Top Speed [km/h]	64.6	67.4	66.4	66.0	64.7
Avg. Dist. to Rail [m]	5.6	3.7	2.0	2.4	2.1
Avg. Stride Freq. [Hz]	2.2	2.5	2.5	2.5	2.4
Avg. Stride Length [m]	4.7	7.4	7.3	7.1	7.2



- [ ] Ranking at each section and finish
- .-.- No data available at this section
- NA No data available



Horse/Jockey Name	Flank Speed
Final Rank	2
Fastest Section Time (Section)	0:07.29 (Overall)
Top Speed [km/h] (Section)	68.3 (800m)
Race State	Finished



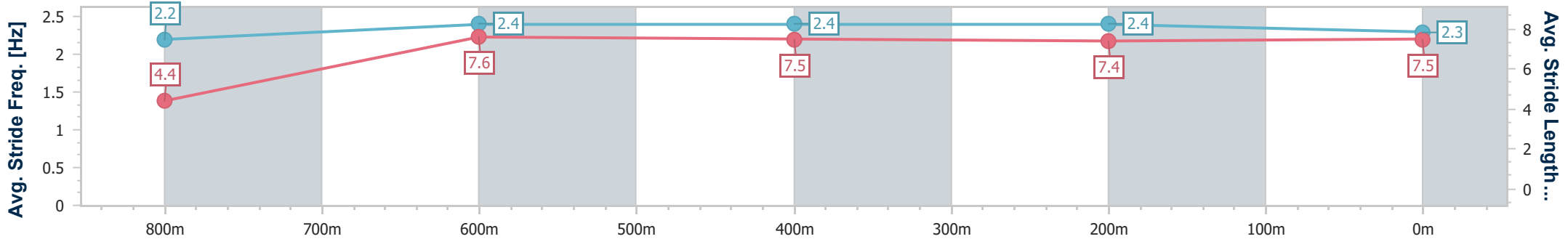
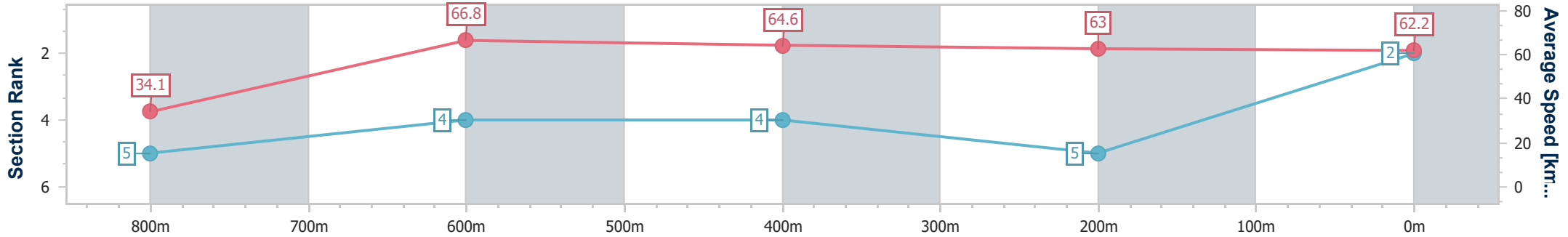
Toowoomba QLD Professional  
Race 6: Ashleigh Elizabeth Memorial Dash BENCHMARK 62  
Handicap - 870m



14 December 2024 - 20:19

Track Rating: Soft 7, Weather: Overcast, Rail Position: +3m 800m-400m, +5m Remainder

Section	Overall	800m	600m	400m	200m
Section Times	0:51.89 [2] (0:07.29)	0:44.60 [5] (0:10.69)	0:33.91 [4] (0:10.98)	0:22.93 [4] (0:11.37)	0:11.56 [5] (0:11.56)
Average Speed [km/h]	34.1	66.8	64.6	63.0	62.2
Top Speed [km/h]	63.7	68.3	68.1	64.2	63.1
Avg. Dist. to Rail [m]	9.9	5.6	2.6	1.3	0.5
Avg. Stride Freq. [Hz]	2.2	2.4	2.4	2.4	2.3
Avg. Stride Length [m]	4.4	7.6	7.5	7.4	7.5



- [ ] Ranking at each section and finish
- .-.- No data available at this section
- NA No data available



Horse/Jockey Name	Mamaragan
Final Rank	3
Fastest Section Time (Section)	0:06.73 (Overall)
Top Speed [km/h] (Section)	66.9 (800m)
Race State	Finished



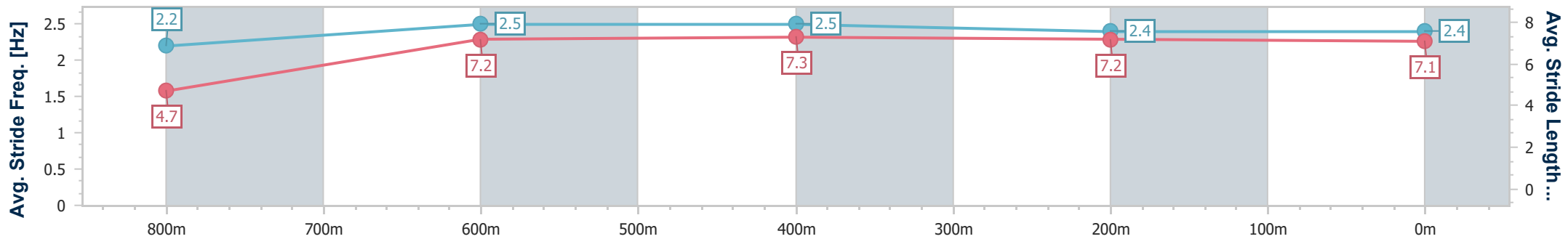
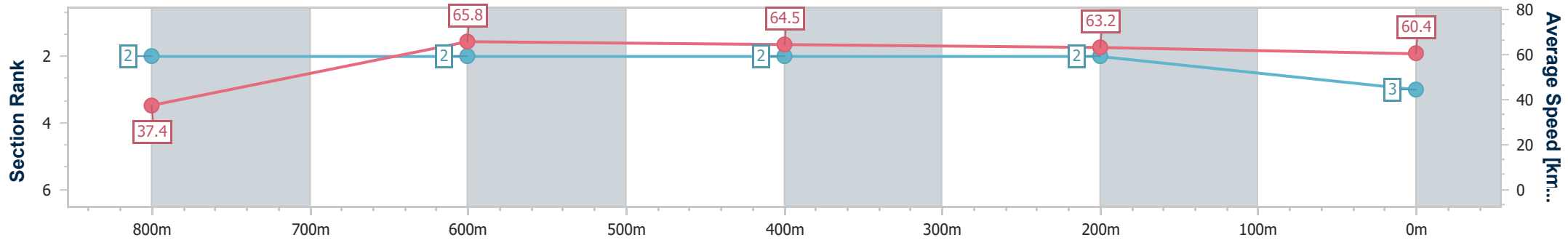
Toowoomba QLD Professional  
Race 6: Ashleigh Elizabeth Memorial Dash BENCHMARK 62  
Handicap - 870m



14 December 2024 - 20:19

Track Rating: Soft 7, Weather: Overcast, Rail Position: +3m 800m-400m, +5m Remainder

Section	Overall	800m	600m	400m	200m
Section Times	0:52.02 [3] (0:06.73)	0:45.29 [2] (0:10.95)	0:34.34 [2] (0:11.13)	0:23.21 [2] (0:11.32)	0:11.89 [2] (0:11.89)
Average Speed [km/h]	37.4	65.8	64.5	63.2	60.4
Top Speed [km/h]	61.9	66.9	66.5	65.2	62.3
Avg. Dist. to Rail [m]	5.3	0.8	0.6	1.6	1.3
Avg. Stride Freq. [Hz]	2.2	2.5	2.5	2.4	2.4
Avg. Stride Length [m]	4.7	7.2	7.3	7.2	7.1



- [ ] Ranking at each section and finish
- .-.- No data available at this section
- NA No data available



Horse/Jockey Name	Albion Square
Final Rank	4
Fastest Section Time (Section)	0:07.05 (Overall)
Top Speed [km/h] (Section)	67.5 (600m)
Race State	Finished



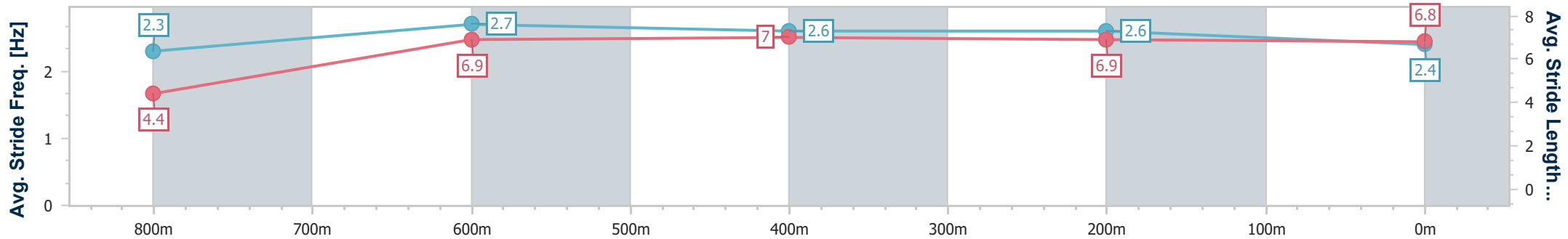
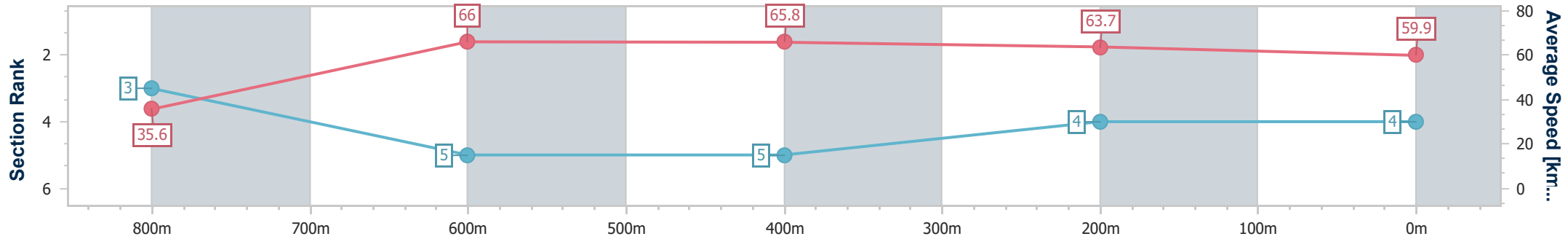
Toowoomba QLD Professional  
Race 6: Ashleigh Elizabeth Memorial Dash BENCHMARK 62  
Handicap - 870m



14 December 2024 - 20:19

Track Rating: Soft 7, Weather: Overcast, Rail Position: +3m 800m-400m, +5m Remainder

Section	Overall	800m	600m	400m	200m
Section Times	0:52.23 [4] (0:07.05)	0:45.18 [3] (0:10.94)	0:34.24 [5] (0:10.98)	0:23.26 [5] (0:11.29)	0:11.97 [4] (0:11.97)
Average Speed [km/h]	35.6	66.0	65.8	63.7	59.9
Top Speed [km/h]	60.8	67.3	67.5	65.1	62.3
Avg. Dist. to Rail [m]	3.1	1.5	0.7	0.7	0.8
Avg. Stride Freq. [Hz]	2.3	2.7	2.6	2.6	2.4
Avg. Stride Length [m]	4.4	6.9	7.0	6.9	6.8



- [ ] Ranking at each section and finish
- .-.- No data available at this section
- NA No data available



Horse/Jockey Name	Sneaky Shark
Final Rank	5
Fastest Section Time (Section)	0:07.28 (Overall)
Top Speed [km/h] (Section)	69.4 (800m)
Race State	Finished



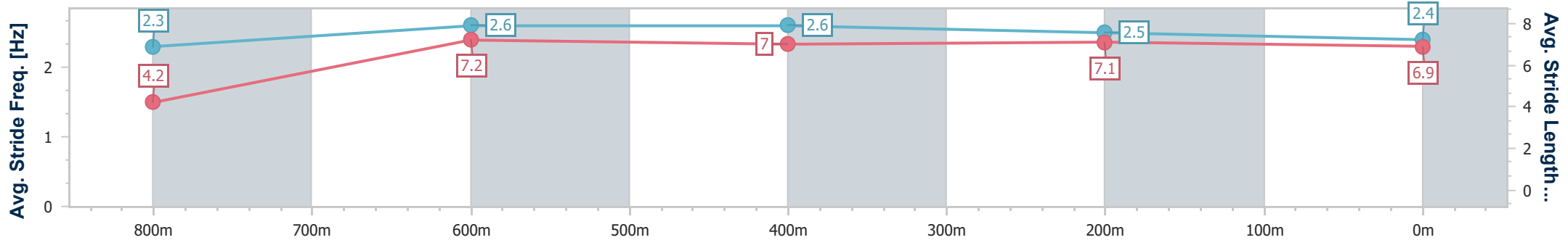
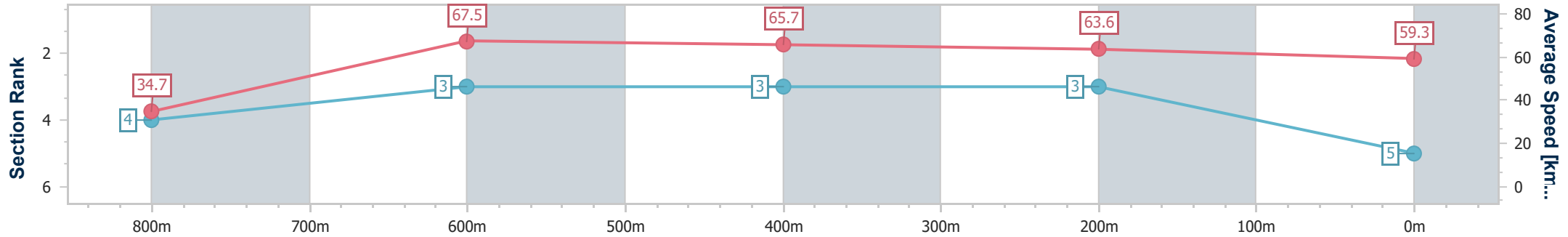
Toowoomba QLD Professional  
Race 6: Ashleigh Elizabeth Memorial Dash BENCHMARK 62  
Handicap - 870m



14 December 2024 - 20:19

Track Rating: Soft 7, Weather: Overcast, Rail Position: +3m 800m-400m, +5m Remainder

Section	Overall	800m	600m	400m	200m
Section Times	0:52.33 [5] (0:07.28)	0:45.05 [4] (0:10.60)	0:34.45 [3] (0:11.01)	0:23.44 [3] (0:11.28)	0:12.16 [3] (0:12.16)
Average Speed [km/h]	34.7	67.5	65.7	63.6	59.3
Top Speed [km/h]	63.7	69.4	67.4	65.4	60.8
Avg. Dist. to Rail [m]	7.0	2.7	0.7	1.2	2.7
Avg. Stride Freq. [Hz]	2.3	2.6	2.6	2.5	2.4
Avg. Stride Length [m]	4.2	7.2	7.0	7.1	6.9



- [ ] Ranking at each section and finish
- .-.- No data available at this section
- NA No data available