



Mackay QLD Professional

Race 2: BECOME A MEMBER MTC Maiden Handicap - 1050m

14 December 2024 - 13:55



MACKAY TURF CLUB
Ooralea Racecourse

Track Rating: Soft 5, Weather: Overcast, Rail Position: True

Section		Field Times											Last 600m					
Overall		1000m	800m	600m	400m	200m						0:34.53						
1:01.20		0:56.59	0:45.49	0:34.53	0:23.30	0:11.98												
(0:04.61)		(0:11.10)	(0:10.96)	(0:11.23)	(0:11.32)	(0:11.98)												
Rank	TAB	Horse/Jockey	Barrier	Top Speed [km/h]	Fastest Section												Margin	Distance Travelled [m]
1	2	KING PIN POWER Ashley Butler	1	67.8	0:04.71	1:01.20 [1]	0:56.49 [2]	0:45.49 [1]	0:34.53 [1]	0:23.29 [2]	0:11.98 [1]	1:01.20	0:34.53					
				1000m	Overall	(0:04.71)	(0:11.00)	(0:10.96)	(0:11.24)	(0:11.31)	(0:11.98)							
2	3	LUCKY STRONG Adrian Layt	2	67.7	0:04.61	1:01.53 [2]	0:56.92 [1]	0:45.68 [2]	0:34.81 [2]	0:23.63 [1]	0:12.25 [2]	1.9L	0:34.81	+6				
				800m	Overall	(0:04.61)	(0:11.24)	(0:10.87)	(0:11.18)	(0:11.38)	(0:12.25)							
3	8	PAUL EDWARD Jackson Murphy	8	67.4	0:04.76	1:01.58 [3]	0:56.82 [4]	0:45.49 [3]	0:34.65 [3]	0:23.22 [3]	0:11.91 [3]	2.2L	0:34.65	+6				
				1000m	Overall	(0:04.76)	(0:11.33)	(0:10.84)	(0:11.43)	(0:11.31)	(0:11.91)							
4	9	RUN FREDA RUN Tasha Chambers	4	66.7	0:05.23	1:02.06 [4]	0:56.83 [11]	0:45.44 [8]	0:34.43 [7]	0:22.96 [7]	0:11.61 [6]	5.04L	0:34.43	+9				
				800m	Overall	(0:05.23)	(0:11.39)	(0:11.01)	(0:11.47)	(0:11.35)	(0:11.61)							
5	4	EMBELLISHED EYES Shae Nielson	5	66.7	0:04.74	1:02.11 [5]	0:57.37 [3]	0:45.81 [4]	0:34.86 [4]	0:23.28 [4]	0:11.77 [4]	5.36L	0:34.86	+8				
				800m	Overall	(0:04.74)	(0:11.56)	(0:10.95)	(0:11.58)	(0:11.51)	(0:11.77)							
6	11	LADY DE VEGA Leah Martyn	9	68.0	0:05.12	1:02.32 [6]	0:57.20 [10]	0:45.69 [9]	0:34.64 [8]	0:23.15 [8]	0:11.80 [7]	6.56L	0:34.64	+17				
				1000m	Overall	(0:05.12)	(0:11.51)	(0:11.05)	(0:11.49)	(0:11.35)	(0:11.80)							
7	6	FIRE SPHERE Nikki Olzard	6	66.2	0:04.93	1:02.38 [7]	0:57.45 [5]	0:45.86 [6]	0:34.85 [5]	0:23.47 [5]	0:12.02 [5]	6.92L	0:34.85	+3				
				800m	Overall	(0:04.93)	(0:11.59)	(0:11.01)	(0:11.38)	(0:11.45)	(0:12.02)							
8	13	FRUIT TINGLE Raul Silvera Olivera	7	66.6	0:04.99	1:02.52 [8]	0:57.53 [7]	0:45.81 [10]	0:34.76 [9]	0:23.23 [10]	0:11.86 [8]	7.73L	0:34.76	+7				
				800m	Overall	(0:04.99)	(0:11.72)	(0:11.05)	(0:11.53)	(0:11.37)	(0:11.86)							
9	1	DEGUELLO Paul Hamblin	11	66.8	0:04.95	1:02.72 [9]	0:57.77 [6]	0:46.11 [7]	0:35.13 [6]	0:23.77 [6]	0:12.02 [9]	8.92L	0:35.13	+4				
				800m	Overall	(0:04.95)	(0:11.66)	(0:10.98)	(0:11.36)	(0:11.75)	(0:12.02)							
10	10	POLLY HOFFA Warwick Satherley	10	65.7	0:05.11	1:02.78 [10]	0:57.67 [9]	0:45.82 [11]	0:34.64 [11]	0:23.29 [11]	0:11.96 [10]	9.28L	0:34.64	+7				
				800m	Overall	(0:05.11)	(0:11.85)	(0:11.18)	(0:11.35)	(0:11.33)	(0:11.96)							

Scratched: Zara Dansait (#7), Mishani Amore (#12)

[] Ranking at each section and finish
 -:-:- No data available at this section
 NA No data available

SCN Saddle cloth number
 DNF Did not finish
 DNT Did not track



Mackay QLD Professional

Race 2: BECOME A MEMBER MTC Maiden Handicap - 1050m

14 December 2024 - 13:55



MACKAY TURF CLUB

Ooralea Racecourse

Track Rating: Soft 5, Weather: Overcast, Rail Position: True

Section	Overall	1000m	800m	600m	400m	200m	Last 600m
Field Times	1:01.20 (0:04.61)	0:56.59 (0:11.10)	0:45.49 (0:10.96)	0:34.53 (0:11.23)	0:23.30 (0:11.32)	0:11.98 (0:11.98)	0:34.53

Rank	TAB	Horse/Jockey	Barrier	Top Speed [km/h]	Fastest Section	Margin	Distance Travelled [m]					
11	5	DIAMOND DEGREE Zac Sprie	3	66.9 1000m	0:05.10 Overall	13.49L	+3					
					1:03.50 [11] (0:05.10)	0:58.40 [8] (0:11.41)	0:46.99 [5] (0:11.28)	0:35.71 [10] (0:11.49)	0:24.22 [9] (0:11.68)	0:12.54 [11] (0:12.54)		

Scratched: Zara Dansait (#7), Mishani Amore (#12)



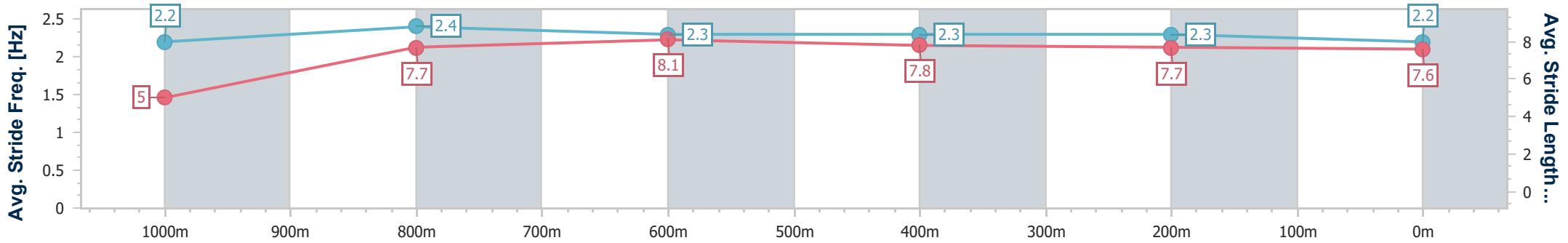
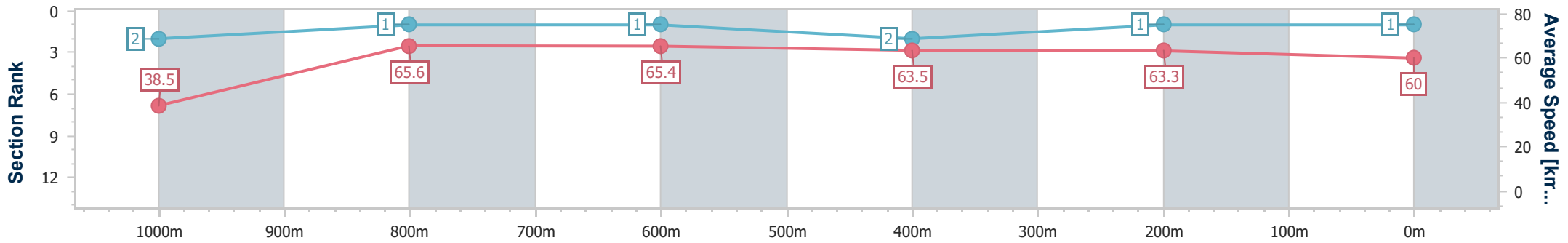
Horse/Jockey Name	King Pin Power
Final Rank	1
Fastest Section Time (Section)	0:04.71 (Overall)
Top Speed [km/h] (Section)	67.8 (1000m)
Race State	Finished



Mackay QLD Professional
 Race 2: BECOME A MEMBER MTC Maiden Handicap - 1050m
 14 December 2024 - 13:55
 Track Rating: Soft 5, Weather: Overcast, Rail Position: True



Section	Overall	1000m	800m	600m	400m	200m
Section Times	1:01.20 [1] (0:04.71)	0:56.49 [2] (0:11.00)	0:45.49 [1] (0:10.96)	0:34.53 [1] (0:11.24)	0:23.29 [2] (0:11.31)	0:11.98 [1] (0:11.98)
Average Speed [km/h]	38.5	65.6	65.4	63.5	63.3	60.0
Top Speed [km/h]	55.9	67.8	67.0	63.8	64.3	63.8
Avg. Dist. to Rail [m]	3.6	0.3	0.8	1.1	1.3	0.6
Avg. Stride Freq. [Hz]	2.2	2.4	2.3	2.3	2.3	2.2
Avg. Stride Length [m]	5.0	7.7	8.1	7.8	7.7	7.6



- [] Ranking at each section and finish
- .-.- No data available at this section
- NA No data available



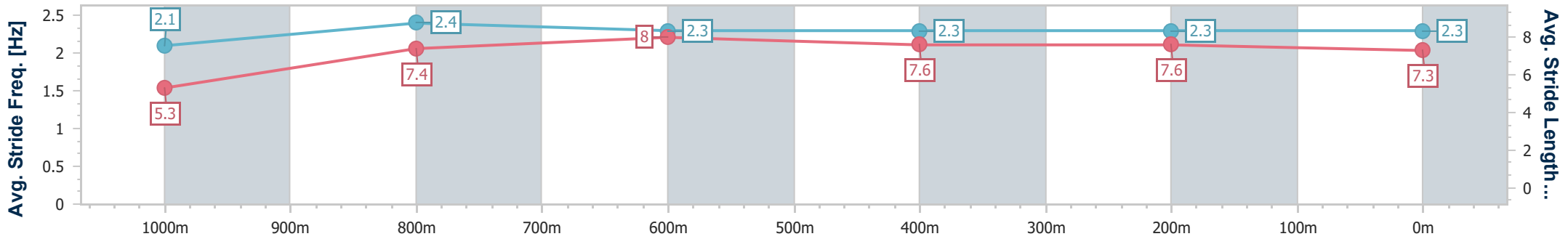
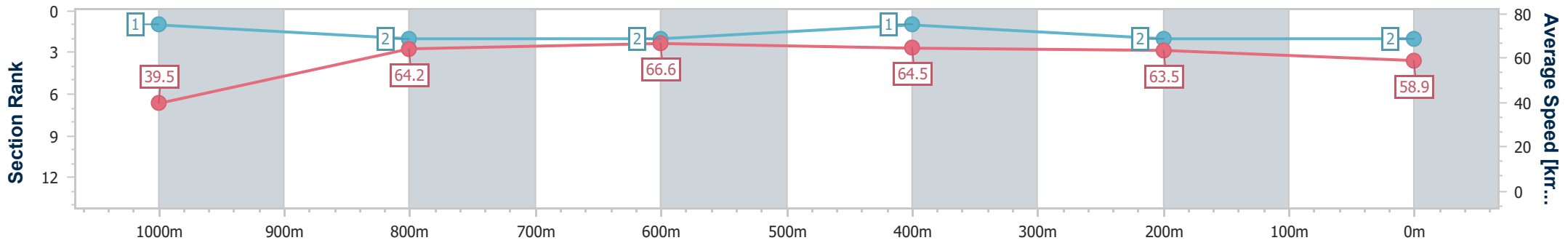
Horse/Jockey Name	Lucky Strong
Final Rank	2
Fastest Section Time (Section)	0:04.61 (Overall)
Top Speed [km/h] (Section)	67.7 (800m)
Race State	Finished



Mackay QLD Professional
 Race 2: BECOME A MEMBER MTC Maiden Handicap - 1050m
 14 December 2024 - 13:55
 Track Rating: Soft 5, Weather: Overcast, Rail Position: True



Section	Overall	1000m	800m	600m	400m	200m
Section Times	1:01.53 [2] (0:04.61)	0:56.92 [1] (0:11.24)	0:45.68 [2] (0:10.87)	0:34.81 [2] (0:11.18)	0:23.63 [1] (0:11.38)	0:12.25 [2] (0:12.25)
Average Speed [km/h]	39.5	64.2	66.6	64.5	63.5	58.9
Top Speed [km/h]	56.2	67.0	67.7	66.4	64.9	62.1
Avg. Dist. to Rail [m]	1.6	1.7	1.4	0.6	1.6	2.3
Avg. Stride Freq. [Hz]	2.1	2.4	2.3	2.3	2.3	2.3
Avg. Stride Length [m]	5.3	7.4	8.0	7.6	7.6	7.3



- [] Ranking at each section and finish
- .-.- No data available at this section
- NA No data available



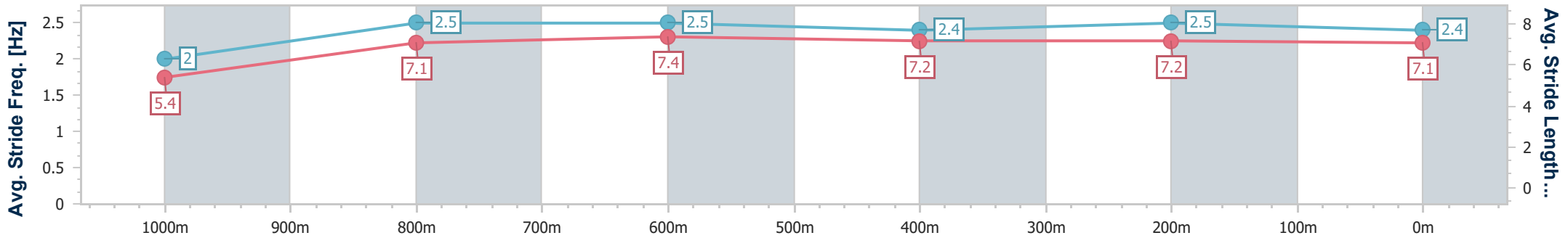
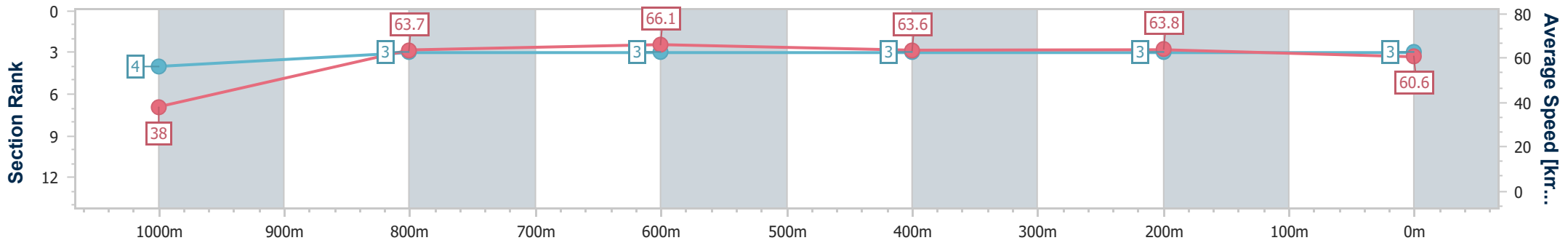
Horse/Jockey Name	Paul Edward
Final Rank	3
Fastest Section Time (Section)	0:04.76 (Overall)
Top Speed [km/h] (Section)	67.4 (1000m)
Race State	Finished



Mackay QLD Professional
 Race 2: BECOME A MEMBER MTC Maiden Handicap - 1050m
 14 December 2024 - 13:55
 Track Rating: Soft 5, Weather: Overcast, Rail Position: True



Section	Overall	1000m	800m	600m	400m	200m
Section Times	1:01.58 [3] (0:04.76)	0:56.82 [4] (0:11.33)	0:45.49 [3] (0:10.84)	0:34.65 [3] (0:11.43)	0:23.22 [3] (0:11.31)	0:11.91 [3] (0:11.91)
Average Speed [km/h]	38.0	63.7	66.1	63.6	63.8	60.6
Top Speed [km/h]	53.2	67.4	67.3	64.5	64.9	64.5
Avg. Dist. to Rail [m]	2.0	2.0	1.0	1.3	1.6	3.4
Avg. Stride Freq. [Hz]	2.0	2.5	2.5	2.4	2.5	2.4
Avg. Stride Length [m]	5.4	7.1	7.4	7.2	7.2	7.1



- [] Ranking at each section and finish
- .-.- No data available at this section
- NA No data available



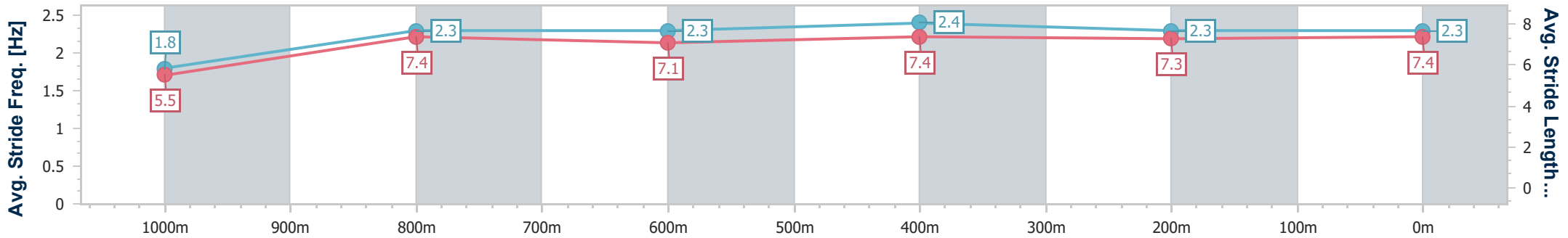
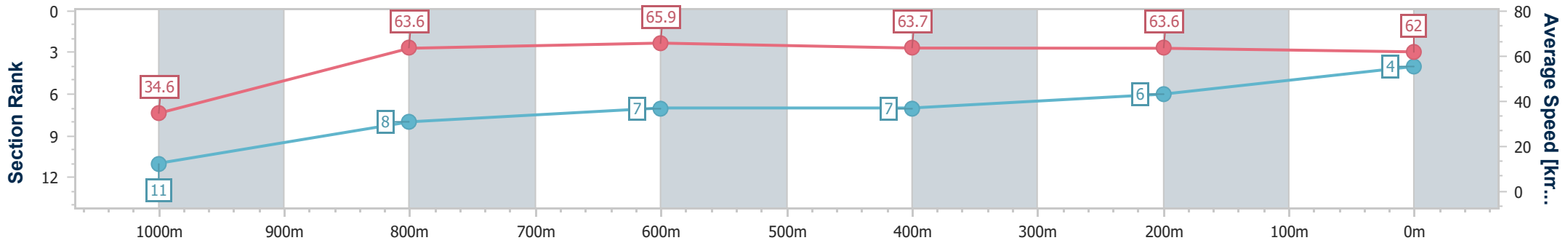
Horse/Jockey Name	Run Freda Run
Final Rank	4
Fastest Section Time (Section)	0:05.23 (Overall)
Top Speed [km/h] (Section)	66.7 (800m)
Race State	Finished



Mackay QLD Professional
 Race 2: BECOME A MEMBER MTC Maiden Handicap - 1050m
 14 December 2024 - 13:55
 Track Rating: Soft 5, Weather: Overcast, Rail Position: True



Section	Overall	1000m	800m	600m	400m	200m
Section Times	1:02.06 [4] (0:05.23)	0:56.83 [11] (0:11.39)	0:45.44 [8] (0:11.01)	0:34.43 [7] (0:11.47)	0:22.96 [7] (0:11.35)	0:11.61 [6]
Average Speed [km/h]	34.6	63.6	65.9	63.7	63.6	62.0
Top Speed [km/h]	51.5	65.8	66.7	64.7	64.3	64.1
Avg. Dist. to Rail [m]	1.7	2.2	2.3	2.1	1.5	2.6
Avg. Stride Freq. [Hz]	1.8	2.3	2.3	2.4	2.3	2.3
Avg. Stride Length [m]	5.5	7.4	7.1	7.4	7.3	7.4



- [] Ranking at each section and finish
- .-.- No data available at this section
- NA No data available



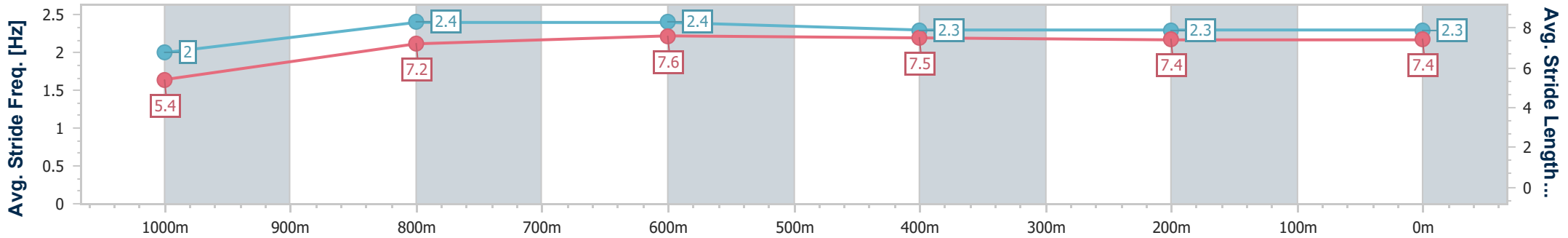
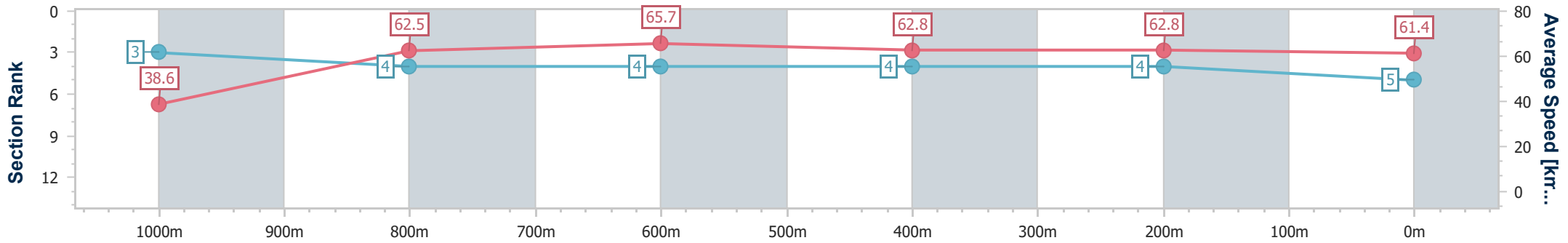
Horse/Jockey Name	Embellished Eyes
Final Rank	5
Fastest Section Time (Section)	0:04.74 (Overall)
Top Speed [km/h] (Section)	66.7 (800m)
Race State	Finished



Mackay QLD Professional
 Race 2: BECOME A MEMBER MTC Maiden Handicap - 1050m
 14 December 2024 - 13:55
 Track Rating: Soft 5, Weather: Overcast, Rail Position: True



Section	Overall	1000m	800m	600m	400m	200m
Section Times	1:02.11 [5] (0:04.74)	0:57.37 [3] (0:11.56)	0:45.81 [4] (0:10.95)	0:34.86 [4] (0:11.58)	0:23.28 [4] (0:11.51)	0:11.77 [4] (0:11.77)
Average Speed [km/h]	38.6	62.5	65.7	62.8	62.8	61.4
Top Speed [km/h]	52.4	65.8	66.7	64.9	63.3	63.6
Avg. Dist. to Rail [m]	1.1	2.4	0.6	1.4	3.4	5.2
Avg. Stride Freq. [Hz]	2.0	2.4	2.4	2.3	2.3	2.3
Avg. Stride Length [m]	5.4	7.2	7.6	7.5	7.4	7.4



- [] Ranking at each section and finish
- .-.- No data available at this section
- NA No data available



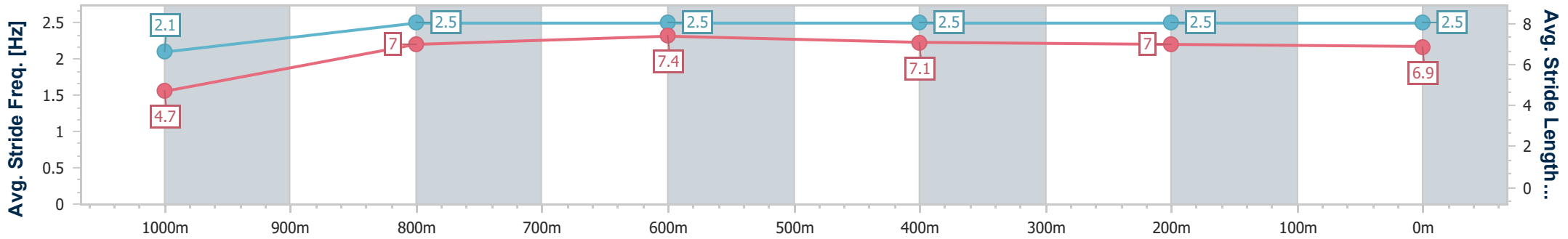
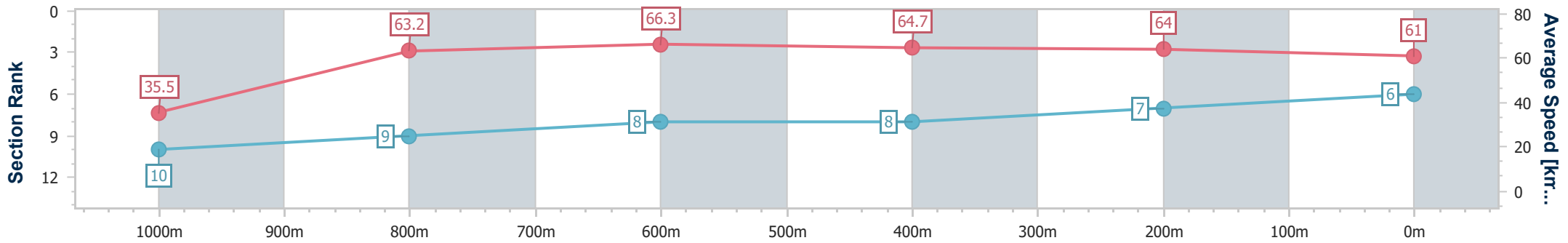
Horse/Jockey Name	Lady De Vega
Final Rank	6
Fastest Section Time (Section)	0:05.12 (Overall)
Top Speed [km/h] (Section)	68.0 (1000m)
Race State	Finished



Mackay QLD Professional
 Race 2: BECOME A MEMBER MTC Maiden Handicap - 1050m
 14 December 2024 - 13:55
 Track Rating: Soft 5, Weather: Overcast, Rail Position: True



Section	Overall	1000m	800m	600m	400m	200m
Section Times	1:02.32 [6] (0:05.12)	0:57.20 [10] (0:11.51)	0:45.69 [9] (0:11.05)	0:34.64 [8] (0:11.49)	0:23.15 [8] (0:11.35)	0:11.80 [7] (0:11.80)
Average Speed [km/h]	35.5	63.2	66.3	64.7	64.0	61.0
Top Speed [km/h]	52.5	68.0	67.0	65.6	65.1	64.8
Avg. Dist. to Rail [m]	3.6	4.9	3.7	4.8	5.0	7.5
Avg. Stride Freq. [Hz]	2.1	2.5	2.5	2.5	2.5	2.5
Avg. Stride Length [m]	4.7	7.0	7.4	7.1	7.0	6.9



- [] Ranking at each section and finish
- .-.- No data available at this section
- NA No data available



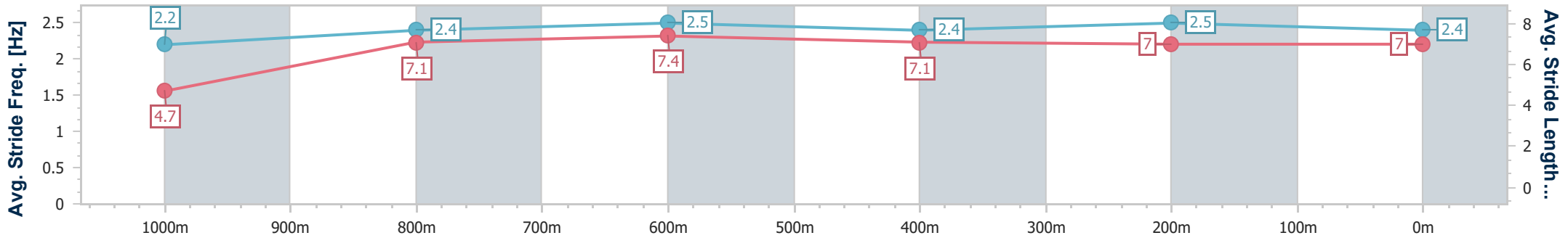
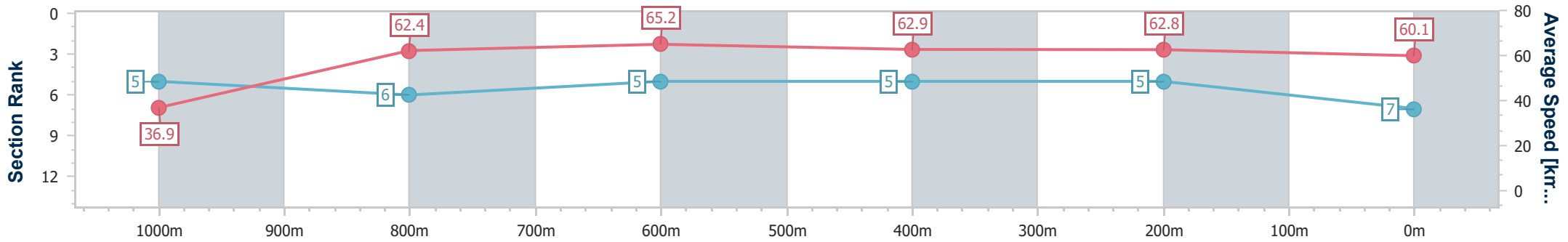
Horse/Jockey Name	Fire Sphere
Final Rank	7
Fastest Section Time (Section)	0:04.93 (Overall)
Top Speed [km/h] (Section)	66.2 (800m)
Race State	Finished



Mackay QLD Professional
 Race 2: BECOME A MEMBER MTC Maiden Handicap - 1050m
 14 December 2024 - 13:55
 Track Rating: Soft 5, Weather: Overcast, Rail Position: True



Section	Overall	1000m	800m	600m	400m	200m
Section Times	1:02.38 [7] (0:04.93)	0:57.45 [5] (0:11.59)	0:45.86 [6] (0:11.01)	0:34.85 [5] (0:11.38)	0:23.47 [5] (0:11.45)	0:12.02 [5]
Average Speed [km/h]	36.9	62.4	65.2	62.9	62.8	60.1
Top Speed [km/h]	52.4	65.6	66.2	64.5	63.4	63.3
Avg. Dist. to Rail [m]	1.2	1.6	0.4	0.6	0.8	1.6
Avg. Stride Freq. [Hz]	2.2	2.4	2.5	2.4	2.5	2.4
Avg. Stride Length [m]	4.7	7.1	7.4	7.1	7.0	7.0



- [] Ranking at each section and finish
- .-.- No data available at this section
- NA No data available



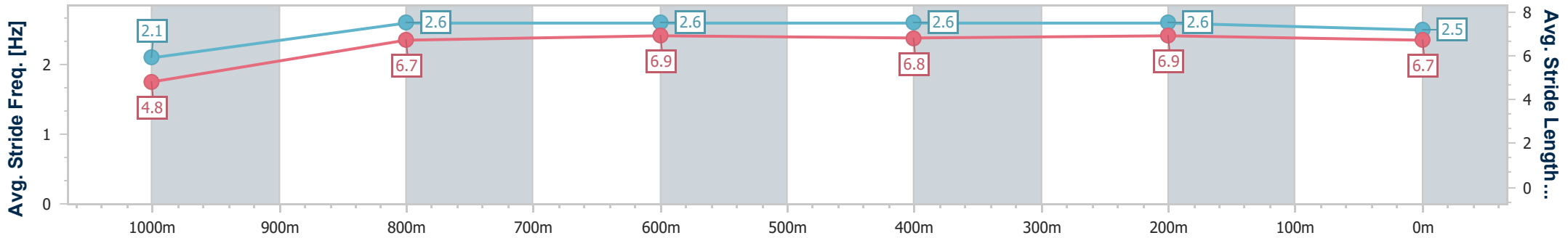
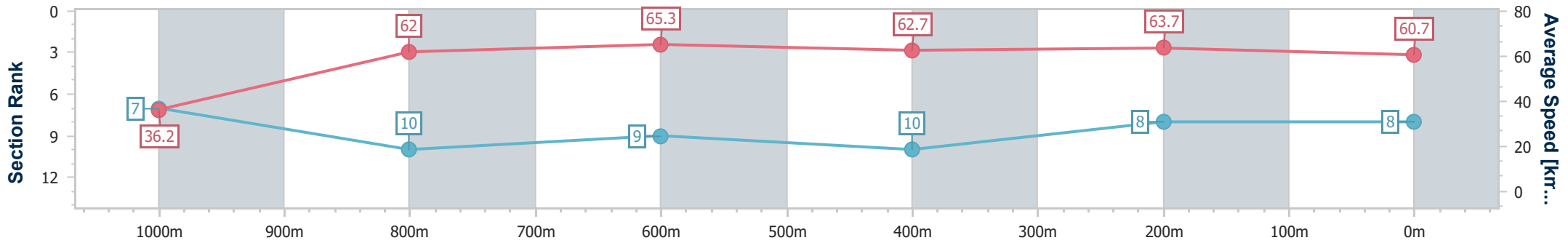
Horse/Jockey Name	Fruit Tingle
Final Rank	8
Fastest Section Time (Section)	0:04.99 (Overall)
Top Speed [km/h] (Section)	66.6 (800m)
Race State	Finished



Mackay QLD Professional
 Race 2: BECOME A MEMBER MTC Maiden Handicap - 1050m
 14 December 2024 - 13:55
 Track Rating: Soft 5, Weather: Overcast, Rail Position: True



Section	Overall	1000m	800m	600m	400m	200m
Section Times	1:02.52 [8] (0:04.99)	0:57.53 [7] (0:11.72)	0:45.81 [10] (0:11.05)	0:34.76 [9] (0:11.53)	0:23.23 [10] (0:11.37)	0:11.86 [8] (0:11.86)
Average Speed [km/h]	36.2	62.0	65.3	62.7	63.7	60.7
Top Speed [km/h]	50.8	66.5	66.6	64.4	64.9	63.1
Avg. Dist. to Rail [m]	2.3	3.1	1.0	0.8	3.4	5.1
Avg. Stride Freq. [Hz]	2.1	2.6	2.6	2.6	2.6	2.5
Avg. Stride Length [m]	4.8	6.7	6.9	6.8	6.9	6.7



- [] Ranking at each section and finish
- .-.- No data available at this section
- NA No data available



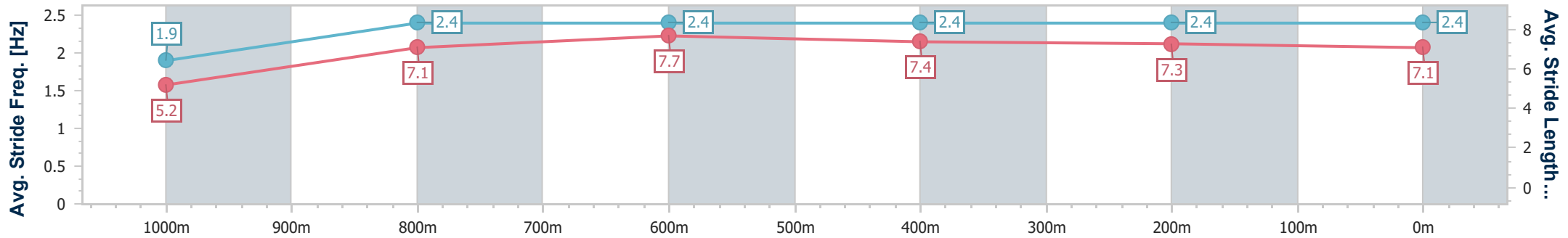
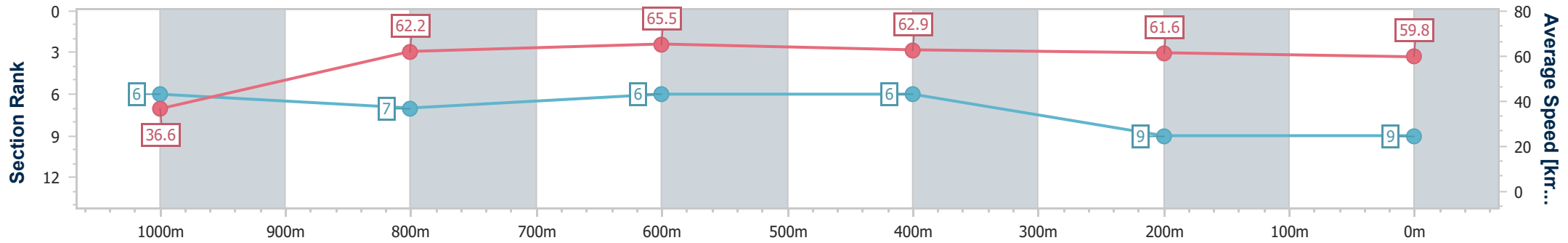
Horse/Jockey Name	Deguello
Final Rank	9
Fastest Section Time (Section)	0:04.95 (Overall)
Top Speed [km/h] (Section)	66.8 (800m)
Race State	Finished



Mackay QLD Professional
 Race 2: BECOME A MEMBER MTC Maiden Handicap - 1050m
 14 December 2024 - 13:55
 Track Rating: Soft 5, Weather: Overcast, Rail Position: True



Section	Overall	1000m	800m	600m	400m	200m
Section Times	1:02.72 [9] (0:04.95)	0:57.77 [6] (0:11.66)	0:46.11 [7] (0:10.98)	0:35.13 [6] (0:11.36)	0:23.77 [6] (0:11.75)	0:12.02 [9] (0:12.02)
Average Speed [km/h]	36.6	62.2	65.5	62.9	61.6	59.8
Top Speed [km/h]	52.1	65.7	66.8	64.9	63.2	62.3
Avg. Dist. to Rail [m]	5.1	3.7	0.5	1.1	3.7	3.0
Avg. Stride Freq. [Hz]	1.9	2.4	2.4	2.4	2.4	2.4
Avg. Stride Length [m]	5.2	7.1	7.7	7.4	7.3	7.1



- [] Ranking at each section and finish
- .-.- No data available at this section
- NA No data available



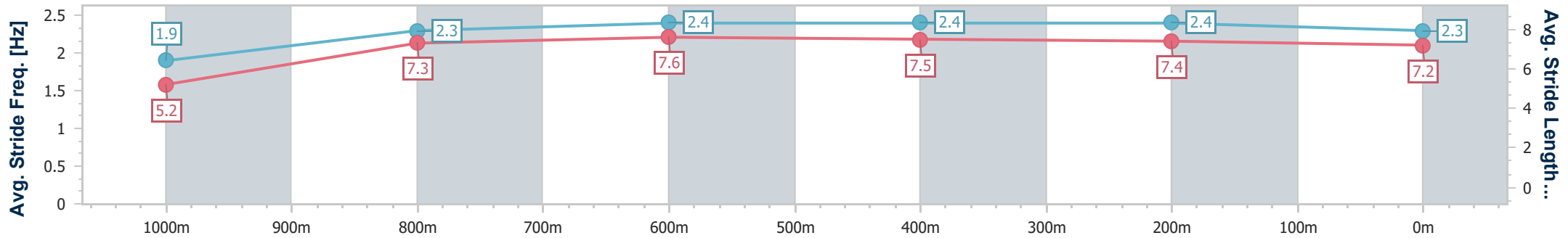
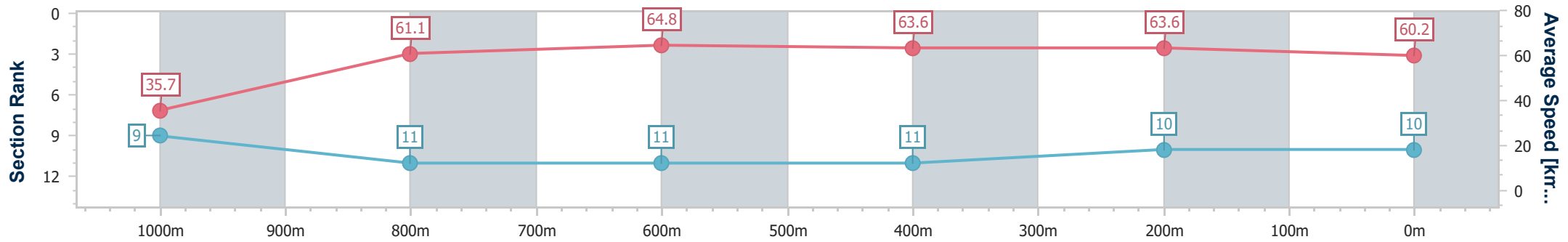
Horse/Jockey Name	Polly Hoffa
Final Rank	10
Fastest Section Time (Section)	0:05.11 (Overall)
Top Speed [km/h] (Section)	65.7 (800m)
Race State	Finished



Mackay QLD Professional
 Race 2: BECOME A MEMBER MTC Maiden Handicap - 1050m
 14 December 2024 - 13:55
 Track Rating: Soft 5, Weather: Overcast, Rail Position: True



Section	Overall	1000m	800m	600m	400m	200m
Section Times	1:02.78 [10] (0:05.11)	0:57.67 [9] (0:11.85)	0:45.82 [11] (0:11.18)	0:34.64 [11] (0:11.35)	0:23.29 [11] (0:11.33)	0:11.96 [10] (0:11.96)
Average Speed [km/h]	35.7	61.1	64.8	63.6	63.6	60.2
Top Speed [km/h]	51.8	65.3	65.7	64.6	65.2	64.9
Avg. Dist. to Rail [m]	5.1	4.5	0.9	0.6	3.1	2.2
Avg. Stride Freq. [Hz]	1.9	2.3	2.4	2.4	2.4	2.3
Avg. Stride Length [m]	5.2	7.3	7.6	7.5	7.4	7.2



- [] Ranking at each section and finish
- .-.- No data available at this section
- NA No data available



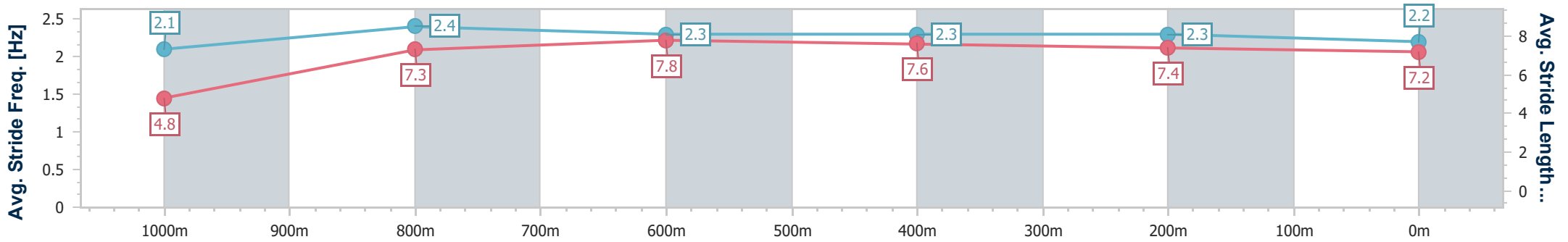
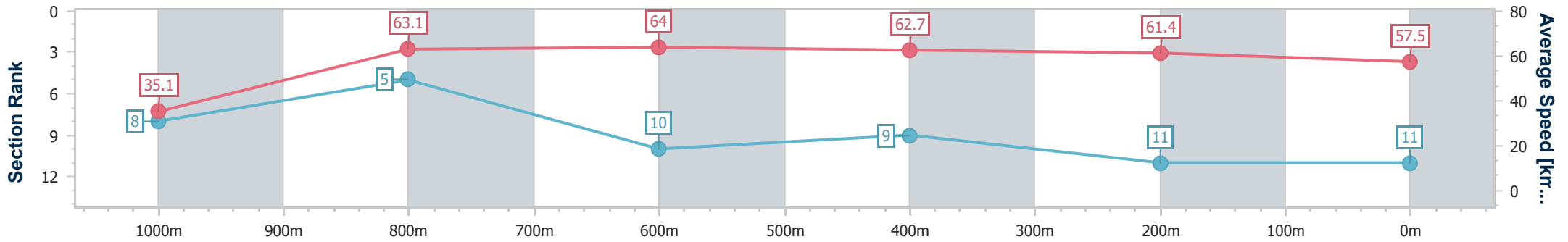
Horse/Jockey Name	Diamond Degree
Final Rank	11
Fastest Section Time (Section)	0:05.10 (Overall)
Top Speed [km/h] (Section)	66.9 (1000m)
Race State	Finished



Mackay QLD Professional
 Race 2: BECOME A MEMBER MTC Maiden Handicap - 1050m
 14 December 2024 - 13:55
 Track Rating: Soft 5, Weather: Overcast, Rail Position: True



Section	Overall	1000m	800m	600m	400m	200m
Section Times	1:03.50 [11] (0:05.10)	0:58.40 [8] (0:11.41)	0:46.99 [5] (0:11.28)	0:35.71 [10] (0:11.49)	0:24.22 [9] (0:11.68)	0:12.54 [11] (0:12.54)
Average Speed [km/h]	35.1	63.1	64.0	62.7	61.4	57.5
Top Speed [km/h]	51.4	66.9	65.6	64.4	62.3	62.4
Avg. Dist. to Rail [m]	1.2	0.8	0.3	0.2	1.0	2.7
Avg. Stride Freq. [Hz]	2.1	2.4	2.3	2.3	2.3	2.2
Avg. Stride Length [m]	4.8	7.3	7.8	7.6	7.4	7.2



- [] Ranking at each section and finish
- .-.- No data available at this section
- NA No data available