



Eagle Farm QLD Professional

Race 4: GIRLS DAY OUT 1 MARCH BENCHMARK 78 Handicap - 1000m

14 December 2024 - 13:58



BRISBANE
RACING CLUB

Track Rating: Heavy 8, Weather: Showers, Rail Position: +2m Entire

| Section | | Overall | | | | | Last 600m | | | | | |
|-------------|--|-----------|------------------|-----------------|---------------------------|---------------------------|---------------------------|---------------------------|---------------------------|------------------------|------------|--|
| Field Times | | 0:59.77 | 0:46.55 | 0:35.87 | 0:24.42 | 0:12.81 | 0:35.87 | | | | | |
| | | (0:13.22) | (0:10.68) | (0:11.45) | (0:11.61) | (0:12.81) | | | | | | |
| Rank | TAB Horse/Jockey | Barrier | Top Speed [km/h] | Fastest Section | 800m | 600m | 400m | 200m | Margin | Distance Travelled [m] | | |
| 1 | 9 FIND YOUR OWN Noel Callow | 6 | 69.4 800m | 0:10.68 800m | 0:59.77 [1] (0:13.22) | 0:46.55 [1] (0:10.68) | 0:35.87 [1] (0:11.45) | 0:24.42 [1] (0:11.61) | 0:12.81 [1] (0:12.81) | 0:59.77 | 0:35.87 | |
| 2 | 15 BOHEMIAN LAD Ron Stewart | 11 | 67.7 800m | 0:10.95 800m | 0:59.89 [2] (0:14.07) | 0:45.82 [9] (0:10.95) | 0:34.87 [8] (0:11.25) | 0:23.62 [8] (0:11.27) | 0:12.35 [6] (0:12.35) | 0.75L | 0:34.87 +5 | |
| 3 | 3 SALTAIRE Emily Lang | 2 | 67.3 800m | 0:10.89 800m | 1:00.10 [3] (0:13.67) | 0:46.43 [4] (0:10.89) | 0:35.54 [4] (0:11.25) | 0:24.29 [4] (0:11.43) | 0:12.86 [2] (0:12.86) | 1.95L | 0:35.54 +1 | |
| 4 | 8 READY FOR ANYTHING Andrew Mallyon | 4 | 67.0 800m | 0:10.94 800m | 1:00.19 [4] (0:13.95) | 0:46.24 [7] (0:10.94) | 0:35.30 [7] (0:11.22) | 0:24.08 [6] (0:11.40) | 0:12.68 [5] (0:12.68) | 2.51L | 0:35.30 +0 | |
| 5 | 1 KOTE Damien Thornton | 8 | 69.2 Overall | 0:10.92 800m | 1:00.27 [5] (0:13.35) | 0:46.92 [3] (0:10.92) | 0:36.00 [3] (0:11.27) | 0:24.73 [3] (0:11.77) | 0:12.96 [4] (0:12.96) | 2.96L | 0:36.00 +1 | |
| 6 | 12 KAT CHINNA Nikita Beriman | 7 | 68.0 Overall | 0:10.90 800m | 1:00.39 [6] (0:13.34) | 0:47.05 [2] (0:10.90) | 0:36.15 [2] (0:11.27) | 0:24.88 [2] (0:11.78) | 0:13.10 [3] (0:13.10) | 3.69L | 0:36.15 -1 | |
| 7 | 7 GODFATHER Ashley Morgan | 9 | 66.4 800m | 0:11.00 800m | 1:00.46 [7] (0:14.21) | 0:46.25 [10] (0:11.00) | 0:35.25 [10] (0:11.29) | 0:23.96 [10] (0:11.35) | 0:12.61 [8] (0:12.61) | 4.06L | 0:35.25 +0 | |
| 8 | 17 MARKWELL DREAMER Robbie Dolan | 3 | 66.9 800m | 0:10.97 800m | 1:00.49 [8] (0:14.07) | 0:46.42 [8] (0:10.97) | 0:35.45 [9] (0:11.34) | 0:24.11 [9] (0:11.45) | 0:12.66 [7] (0:12.66) | 4.24L | 0:35.45 -2 | |
| 9 | 13 ANOTHER COGNAC Angela Jones | 1 | 66.7 800m | 0:10.95 800m | 1:00.79 [9] (0:13.76) | 0:47.03 [5] (0:10.95) | 0:36.08 [5] (0:11.32) | 0:24.76 [5] (0:11.85) | 0:12.91 [9] (0:12.91) | 6.05L | 0:36.08 -2 | |
| 10 | 2 NORTHERN PRIDE Michael Rodd | 10 | 67.6 800m | 0:10.91 800m | 1:01.03 [10] (0:13.88) | 0:47.15 [6] (0:10.91) | 0:36.24 [6] (0:11.43) | 0:24.81 [7] (0:11.96) | 0:12.85 [10] (0:12.85) | 8.25L | 0:36.24 +5 | |

Scratched: Baltray (#16), Economics (#6), Payline (#5), Russian Alliance (#10), Queen Assassin (#4), Instagood (#14), Chakra Boy (#11)

[] Ranking at each section and finish
 -:-:- No data available at this section
 NA No data available

SCN Saddle cloth number
 DNF Did not finish
 DNT Did not track



| | |
|--------------------------------|----------------|
| Horse/Jockey Name | Find Your Own |
| Final Rank | 1 |
| Fastest Section Time (Section) | 0:10.68 (800m) |
| Top Speed [km/h] (Section) | 69.4 (800m) |
| Race State | Finished |



Eagle Farm QLD Professional
Race 4: GIRLS DAY OUT 1 MARCH BENCHMARK 78 Handicap - 1000m

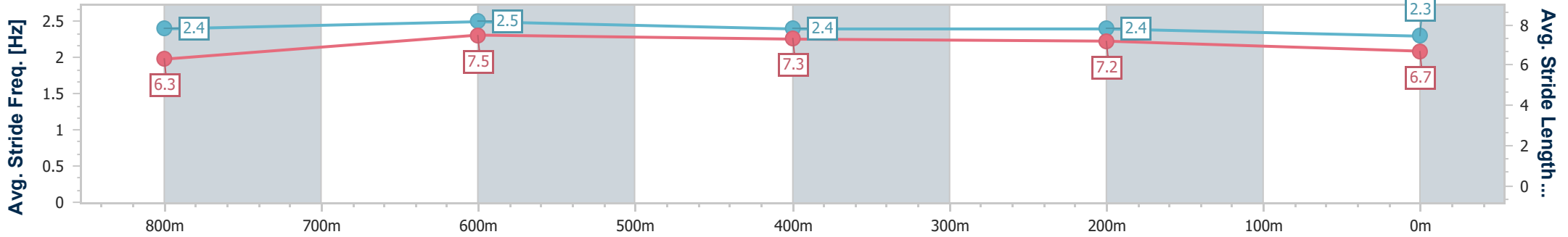
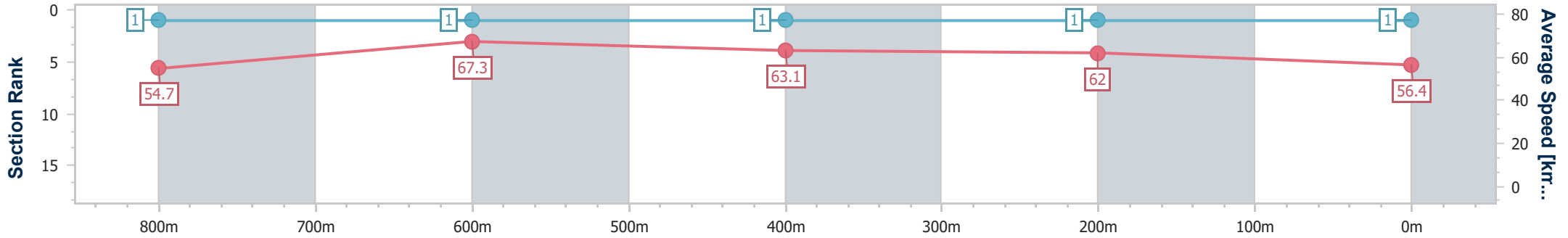


14 December 2024 - 13:58

BRISBANE RACING CLUB

Track Rating: Heavy 8, Weather: Showers, Rail Position: +2m Entire

| Section | Overall | 800m | 600m | 400m | 200m |
|------------------------|--------------------------|--------------------------|--------------------------|--------------------------|--------------------------|
| Section Times | 0:59.77 [1] (0:13.22) | 0:46.55 [1] (0:10.68) | 0:35.87 [1] (0:11.45) | 0:24.42 [1] (0:11.61) | 0:12.81 [1] (0:12.81) |
| Average Speed [km/h] | 54.7 | 67.3 | 63.1 | 62.0 | 56.4 |
| Top Speed [km/h] | 68.8 | 69.4 | 64.9 | 63.8 | 59.7 |
| Avg. Dist. to Rail [m] | 5.6 | 0.7 | 0.8 | 4.8 | 4.4 |
| Avg. Stride Freq. [Hz] | 2.4 | 2.5 | 2.4 | 2.4 | 2.3 |
| Avg. Stride Length [m] | 6.3 | 7.5 | 7.3 | 7.2 | 6.7 |



- [] Ranking at each section and finish
- .-.- No data available at this section
- NA No data available



| | |
|--------------------------------|----------------|
| Horse/Jockey Name | Bohemian Lad |
| Final Rank | 2 |
| Fastest Section Time (Section) | 0:10.95 (800m) |
| Top Speed [km/h] (Section) | 67.7 (800m) |
| Race State | Finished |

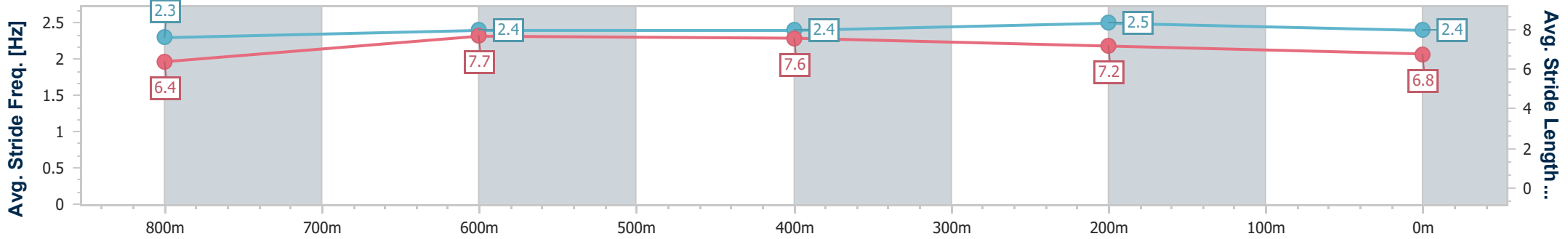
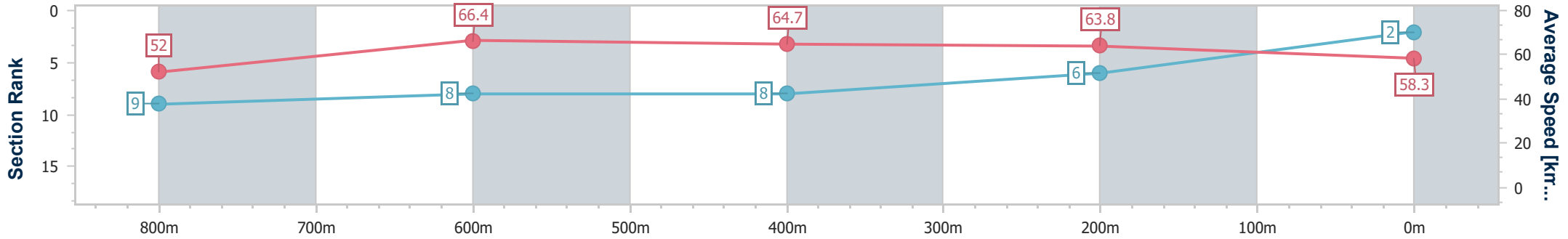


Eagle Farm QLD Professional
 Race 4: GIRLS DAY OUT 1 MARCH BENCHMARK 78 Handicap - 1000m
 14 December 2024 - 13:58
 Track Rating: Heavy 8, Weather: Showers, Rail Position: +2m Entire



BRISBANE RACING CLUB

| Section | Overall | 800m | 600m | 400m | 200m |
|------------------------|--------------------------|--------------------------|--------------------------|--------------------------|--------------------------|
| Section Times | 0:59.89 [2] (0:14.07) | 0:45.82 [9] (0:10.95) | 0:34.87 [8] (0:11.25) | 0:23.62 [8] (0:11.27) | 0:12.35 [6] (0:12.35) |
| Average Speed [km/h] | 52.0 | 66.4 | 64.7 | 63.8 | 58.3 |
| Top Speed [km/h] | 66.4 | 67.7 | 65.4 | 65.1 | 61.6 |
| Avg. Dist. to Rail [m] | 10.7 | 2.3 | 2.4 | 9.6 | 10.6 |
| Avg. Stride Freq. [Hz] | 2.3 | 2.4 | 2.4 | 2.5 | 2.4 |
| Avg. Stride Length [m] | 6.4 | 7.7 | 7.6 | 7.2 | 6.8 |



- [] Ranking at each section and finish
- .-.- No data available at this section
- NA No data available



| | |
|--------------------------------|----------------|
| Horse/Jockey Name | Saltaire |
| Final Rank | 3 |
| Fastest Section Time (Section) | 0:10.89 (800m) |
| Top Speed [km/h] (Section) | 67.3 (800m) |
| Race State | Finished |



Eagle Farm QLD Professional
Race 4: GIRLS DAY OUT 1 MARCH BENCHMARK 78 Handicap - 1000m

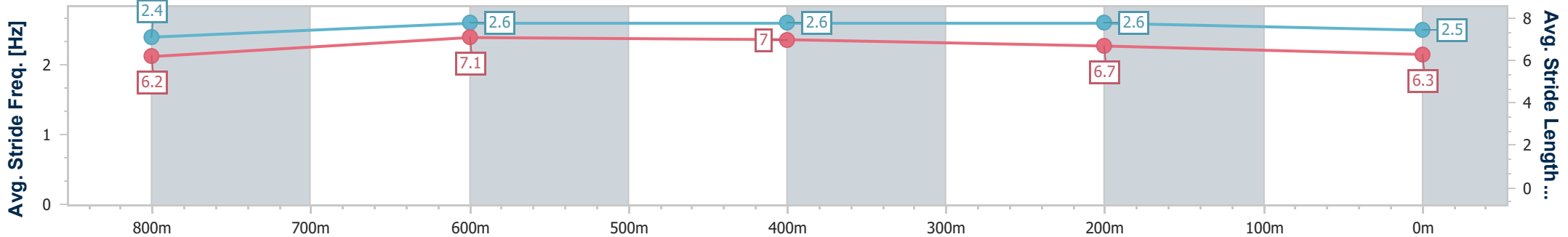
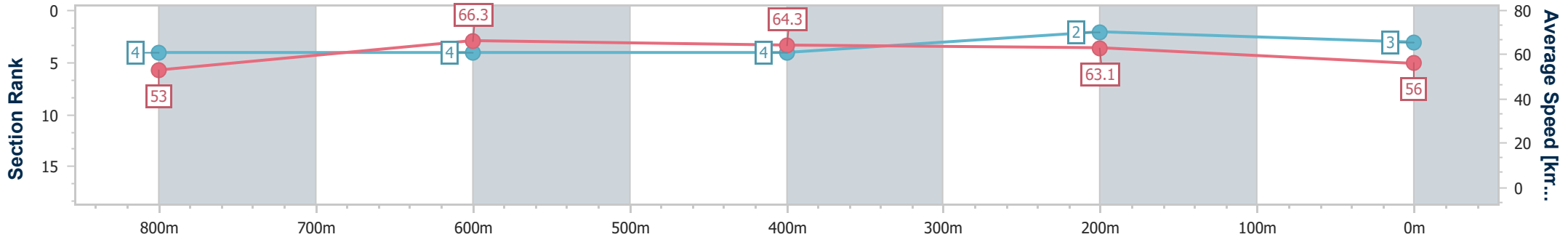


14 December 2024 - 13:58

BRISBANE RACING CLUB

Track Rating: Heavy 8, Weather: Showers, Rail Position: +2m Entire

| Section | Overall | 800m | 600m | 400m | 200m |
|------------------------|--------------------------|--------------------------|--------------------------|--------------------------|--------------------------|
| Section Times | 1:00.10 [3] (0:13.67) | 0:46.43 [4] (0:10.89) | 0:35.54 [4] (0:11.25) | 0:24.29 [4] (0:11.43) | 0:12.86 [2] (0:12.86) |
| Average Speed [km/h] | 53.0 | 66.3 | 64.3 | 63.1 | 56.0 |
| Top Speed [km/h] | 66.4 | 67.3 | 65.0 | 64.7 | 59.7 |
| Avg. Dist. to Rail [m] | 4.3 | 0.9 | 1.3 | 8.1 | 10.1 |
| Avg. Stride Freq. [Hz] | 2.4 | 2.6 | 2.6 | 2.6 | 2.5 |
| Avg. Stride Length [m] | 6.2 | 7.1 | 7.0 | 6.7 | 6.3 |



- [] Ranking at each section and finish
- .-.- No data available at this section
- NA No data available



| | |
|--------------------------------|--------------------|
| Horse/Jockey Name | Ready For Anything |
| Final Rank | 4 |
| Fastest Section Time (Section) | 0:10.94 (800m) |
| Top Speed [km/h] (Section) | 67.0 (800m) |
| Race State | Finished |



Eagle Farm QLD Professional
Race 4: GIRLS DAY OUT 1 MARCH BENCHMARK 78 Handicap - 1000m

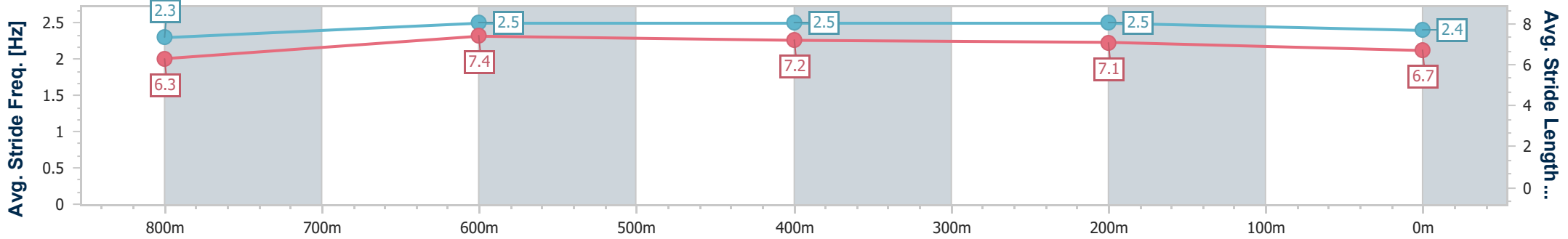
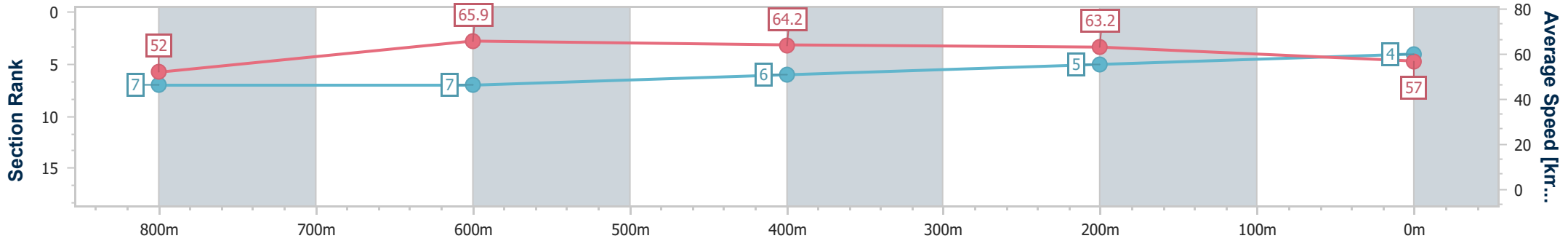


14 December 2024 - 13:58

BRISBANE RACING CLUB

Track Rating: Heavy 8, Weather: Showers, Rail Position: +2m Entire

| Section | Overall | 800m | 600m | 400m | 200m |
|------------------------|--------------------------|--------------------------|--------------------------|--------------------------|--------------------------|
| Section Times | 1:00.19 [4] (0:13.95) | 0:46.24 [7] (0:10.94) | 0:35.30 [7] (0:11.22) | 0:24.08 [6] (0:11.40) | 0:12.68 [5] (0:12.68) |
| Average Speed [km/h] | 52.0 | 65.9 | 64.2 | 63.2 | 57.0 |
| Top Speed [km/h] | 65.5 | 67.0 | 65.1 | 64.9 | 61.2 |
| Avg. Dist. to Rail [m] | 5.5 | 0.6 | 1.0 | 7.7 | 9.7 |
| Avg. Stride Freq. [Hz] | 2.3 | 2.5 | 2.5 | 2.5 | 2.4 |
| Avg. Stride Length [m] | 6.3 | 7.4 | 7.2 | 7.1 | 6.7 |



- [] Ranking at each section and finish
- .-.- No data available at this section
- NA No data available



| | |
|--------------------------------|----------------|
| Horse/Jockey Name | Kote |
| Final Rank | 5 |
| Fastest Section Time (Section) | 0:10.92 (800m) |
| Top Speed [km/h] (Section) | 69.2 (Overall) |
| Race State | Finished |



Eagle Farm QLD Professional
Race 4: GIRLS DAY OUT 1 MARCH BENCHMARK 78 Handicap - 1000m

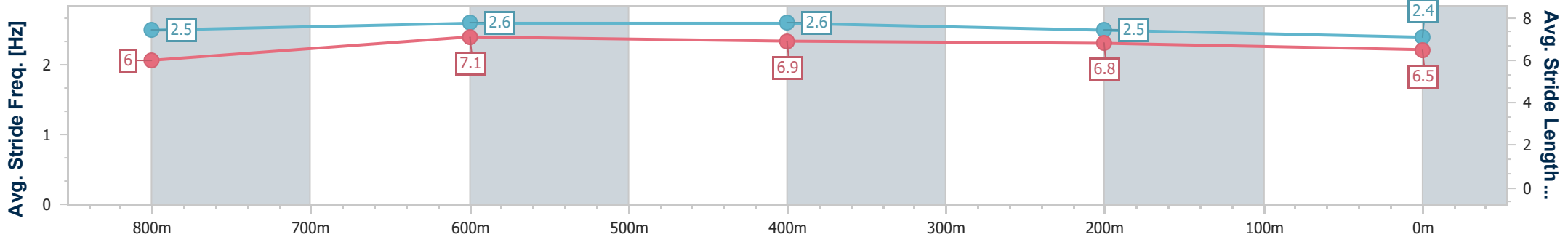
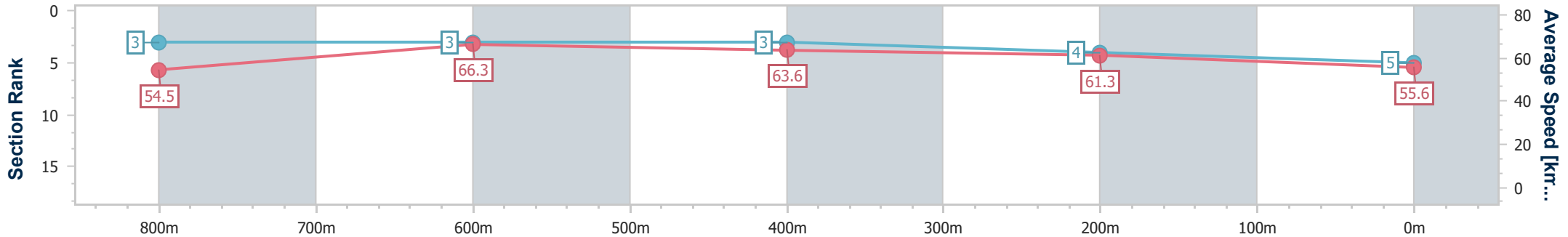


14 December 2024 - 13:58

BRISBANE RACING CLUB

Track Rating: Heavy 8, Weather: Showers, Rail Position: +2m Entire

| Section | Overall | 800m | 600m | 400m | 200m |
|------------------------|--------------------------|--------------------------|--------------------------|--------------------------|--------------------------|
| Section Times | 1:00.27 [5] (0:13.35) | 0:46.92 [3] (0:10.92) | 0:36.00 [3] (0:11.27) | 0:24.73 [3] (0:11.77) | 0:12.96 [4] (0:12.96) |
| Average Speed [km/h] | 54.5 | 66.3 | 63.6 | 61.3 | 55.6 |
| Top Speed [km/h] | 69.2 | 68.6 | 64.4 | 63.7 | 59.5 |
| Avg. Dist. to Rail [m] | 7.8 | 1.1 | 0.7 | 3.7 | 4.8 |
| Avg. Stride Freq. [Hz] | 2.5 | 2.6 | 2.6 | 2.5 | 2.4 |
| Avg. Stride Length [m] | 6.0 | 7.1 | 6.9 | 6.8 | 6.5 |



- [] Ranking at each section and finish
- .-.- No data available at this section
- NA No data available



| | |
|--------------------------------|----------------|
| Horse/Jockey Name | Kat Chinna |
| Final Rank | 6 |
| Fastest Section Time (Section) | 0:10.90 (800m) |
| Top Speed [km/h] (Section) | 68.0 (Overall) |
| Race State | Finished |



Eagle Farm QLD Professional
Race 4: GIRLS DAY OUT 1 MARCH BENCHMARK 78 Handicap - 1000m

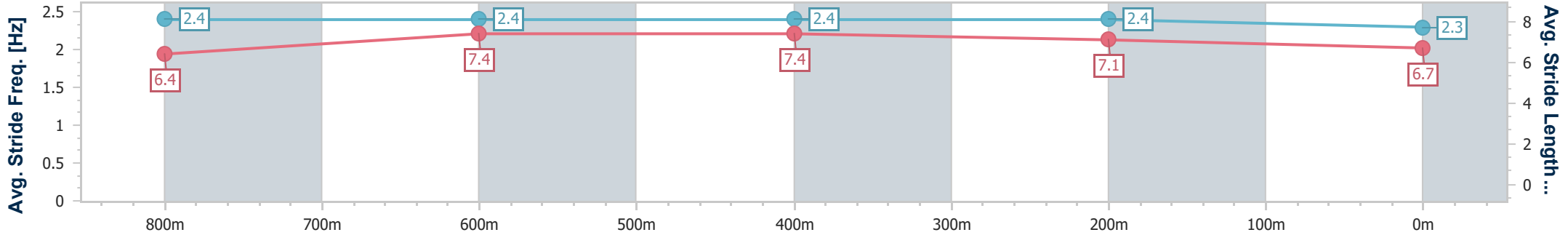
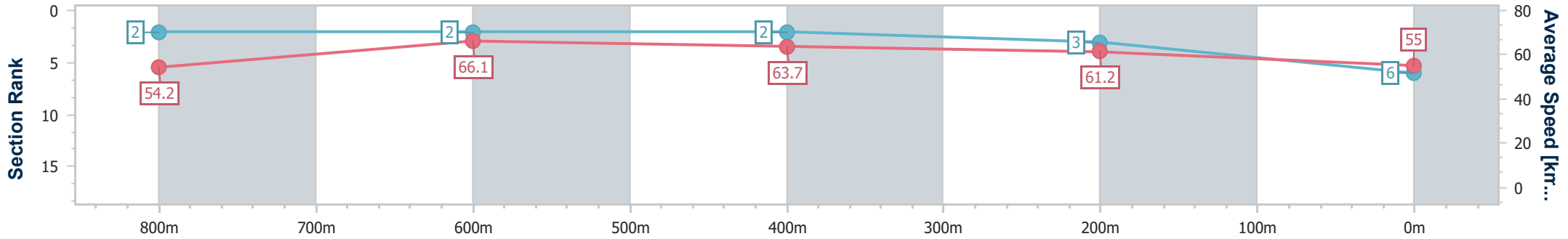


14 December 2024 - 13:58

BRISBANE RACING CLUB

Track Rating: Heavy 8, Weather: Showers, Rail Position: +2m Entire

| Section | Overall | 800m | 600m | 400m | 200m |
|------------------------|--------------------------|--------------------------|--------------------------|--------------------------|--------------------------|
| Section Times | 1:00.39 [6] (0:13.34) | 0:47.05 [2] (0:10.90) | 0:36.15 [2] (0:11.27) | 0:24.88 [2] (0:11.78) | 0:13.10 [3] (0:13.10) |
| Average Speed [km/h] | 54.2 | 66.1 | 63.7 | 61.2 | 55.0 |
| Top Speed [km/h] | 68.0 | 67.4 | 64.5 | 63.8 | 58.4 |
| Avg. Dist. to Rail [m] | 7.0 | 0.6 | 0.8 | 5.0 | 6.3 |
| Avg. Stride Freq. [Hz] | 2.4 | 2.4 | 2.4 | 2.4 | 2.3 |
| Avg. Stride Length [m] | 6.4 | 7.4 | 7.4 | 7.1 | 6.7 |



- [] Ranking at each section and finish
- .-.- No data available at this section
- NA No data available



| | |
|--------------------------------|----------------|
| Horse/Jockey Name | Godfather |
| Final Rank | 7 |
| Fastest Section Time (Section) | 0:11.00 (800m) |
| Top Speed [km/h] (Section) | 66.4 (800m) |
| Race State | Finished |



Eagle Farm QLD Professional
 Race 4: GIRLS DAY OUT 1 MARCH BENCHMARK 78 Handicap - 1000m

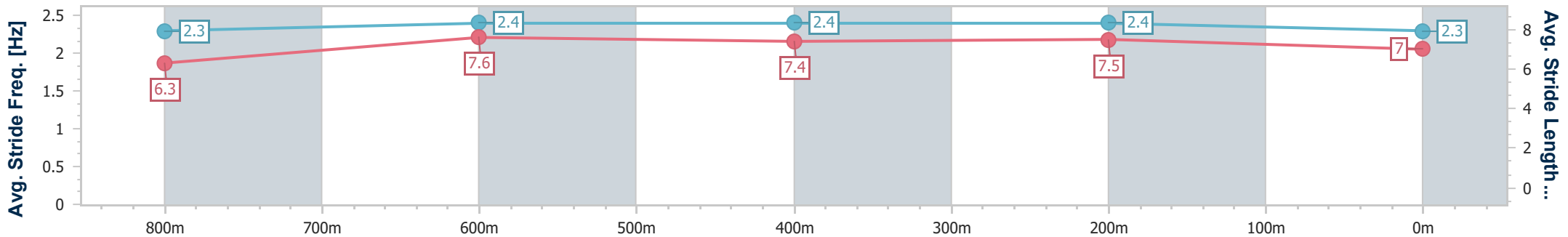
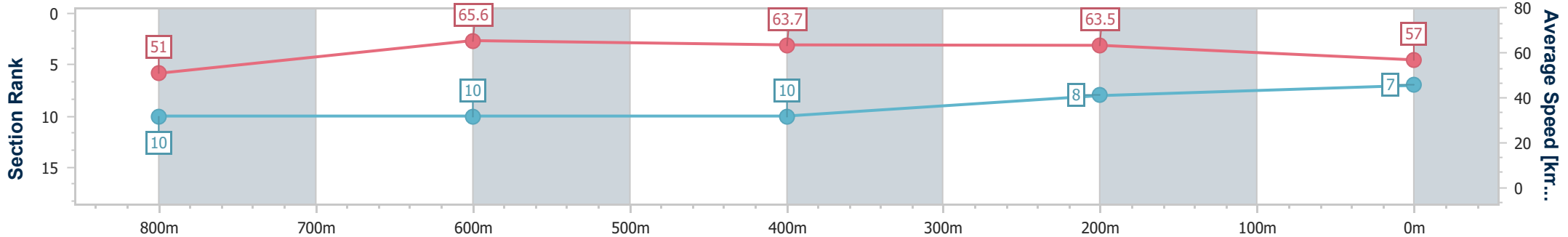


14 December 2024 - 13:58

BRISBANE RACING CLUB

Track Rating: Heavy 8, Weather: Showers, Rail Position: +2m Entire

| Section | Overall | 800m | 600m | 400m | 200m |
|------------------------|--------------------------|---------------------------|---------------------------|---------------------------|--------------------------|
| Section Times | 1:00.46 [7] (0:14.21) | 0:46.25 [10] (0:11.00) | 0:35.25 [10] (0:11.29) | 0:23.96 [10] (0:11.35) | 0:12.61 [8] (0:12.61) |
| Average Speed [km/h] | 51.0 | 65.6 | 63.7 | 63.5 | 57.0 |
| Top Speed [km/h] | 65.7 | 66.4 | 64.3 | 64.7 | 60.8 |
| Avg. Dist. to Rail [m] | 8.0 | 0.7 | 1.1 | 5.9 | 7.8 |
| Avg. Stride Freq. [Hz] | 2.3 | 2.4 | 2.4 | 2.4 | 2.3 |
| Avg. Stride Length [m] | 6.3 | 7.6 | 7.4 | 7.5 | 7.0 |



- [] Ranking at each section and finish
- .-.- No data available at this section
- NA No data available



| | |
|--------------------------------|------------------|
| Horse/Jockey Name | Markwell Dreamer |
| Final Rank | 8 |
| Fastest Section Time (Section) | 0:10.97 (800m) |
| Top Speed [km/h] (Section) | 66.9 (800m) |
| Race State | Finished |

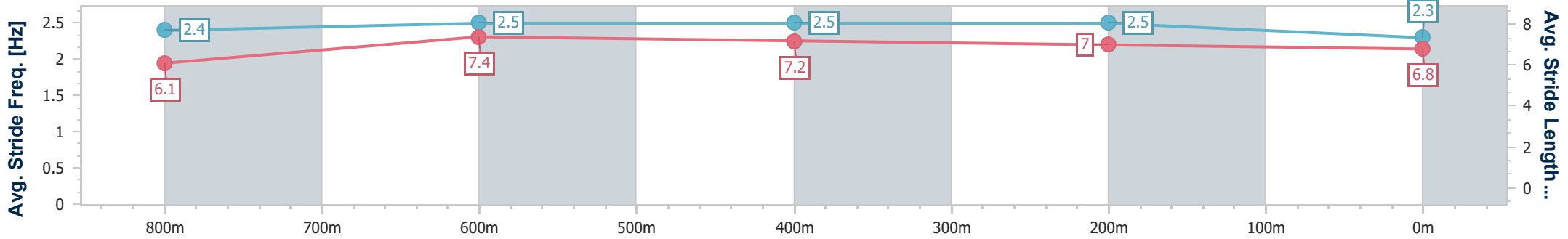
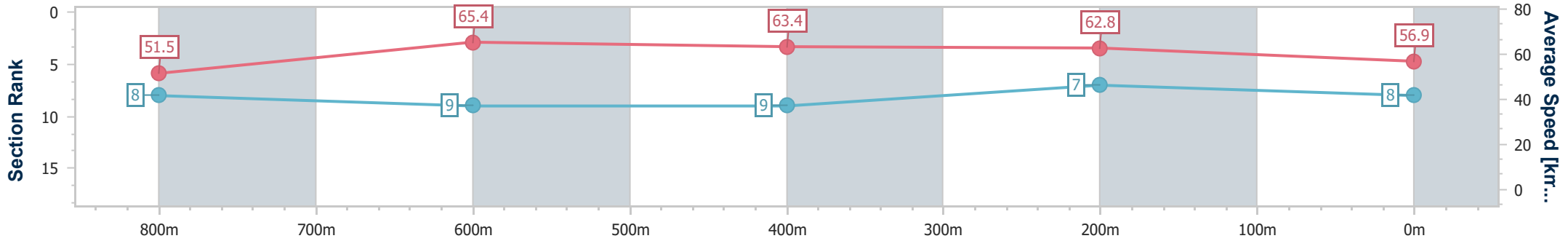


Eagle Farm QLD Professional
 Race 4: GIRLS DAY OUT 1 MARCH BENCHMARK 78 Handicap - 1000m
 14 December 2024 - 13:58
 Track Rating: Heavy 8, Weather: Showers, Rail Position: +2m Entire



BRISBANE RACING CLUB

| Section | Overall | 800m | 600m | 400m | 200m |
|------------------------|--------------------------|--------------------------|--------------------------|--------------------------|--------------------------|
| Section Times | 1:00.49 [8] (0:14.07) | 0:46.42 [8] (0:10.97) | 0:35.45 [9] (0:11.34) | 0:24.11 [9] (0:11.45) | 0:12.66 [7] (0:12.66) |
| Average Speed [km/h] | 51.5 | 65.4 | 63.4 | 62.8 | 56.9 |
| Top Speed [km/h] | 65.9 | 66.9 | 64.0 | 64.0 | 63.0 |
| Avg. Dist. to Rail [m] | 5.1 | 0.6 | 1.0 | 2.1 | 3.1 |
| Avg. Stride Freq. [Hz] | 2.4 | 2.5 | 2.5 | 2.5 | 2.3 |
| Avg. Stride Length [m] | 6.1 | 7.4 | 7.2 | 7.0 | 6.8 |



- [] Ranking at each section and finish
- .-.- No data available at this section
- NA No data available



| | |
|--------------------------------|----------------|
| Horse/Jockey Name | Another Cognac |
| Final Rank | 9 |
| Fastest Section Time (Section) | 0:10.95 (800m) |
| Top Speed [km/h] (Section) | 66.7 (800m) |
| Race State | Finished |



Eagle Farm QLD Professional
Race 4: GIRLS DAY OUT 1 MARCH BENCHMARK 78 Handicap - 1000m

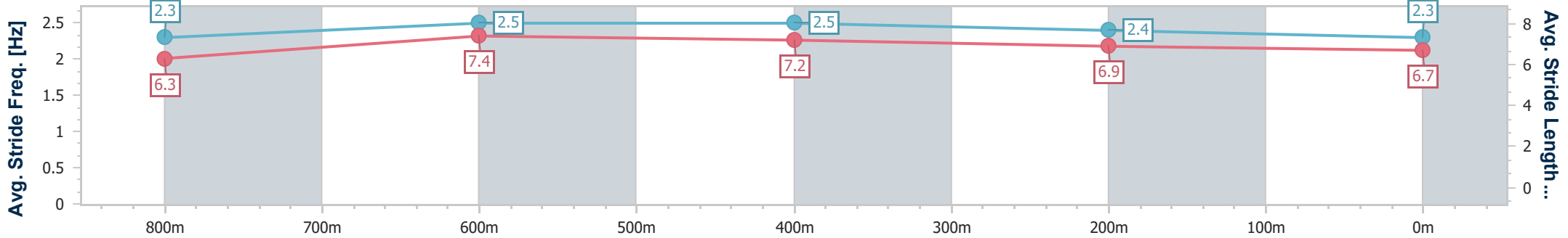
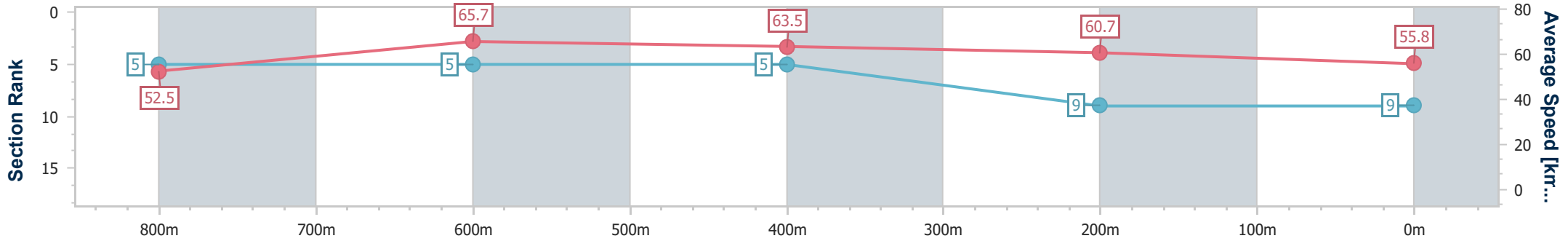


14 December 2024 - 13:58

BRISBANE RACING CLUB

Track Rating: Heavy 8, Weather: Showers, Rail Position: +2m Entire

| Section | Overall | 800m | 600m | 400m | 200m |
|------------------------|--------------------------|--------------------------|--------------------------|--------------------------|--------------------------|
| Section Times | 1:00.79 [9] (0:13.76) | 0:47.03 [5] (0:10.95) | 0:36.08 [5] (0:11.32) | 0:24.76 [5] (0:11.85) | 0:12.91 [9] (0:12.91) |
| Average Speed [km/h] | 52.5 | 65.7 | 63.5 | 60.7 | 55.8 |
| Top Speed [km/h] | 66.2 | 66.7 | 64.3 | 62.6 | 59.1 |
| Avg. Dist. to Rail [m] | 3.2 | 0.7 | 0.9 | 1.9 | 2.6 |
| Avg. Stride Freq. [Hz] | 2.3 | 2.5 | 2.5 | 2.4 | 2.3 |
| Avg. Stride Length [m] | 6.3 | 7.4 | 7.2 | 6.9 | 6.7 |



- [] Ranking at each section and finish
- .-.- No data available at this section
- NA No data available



| | |
|--------------------------------|----------------|
| Horse/Jockey Name | Northern Pride |
| Final Rank | 10 |
| Fastest Section Time (Section) | 0:10.91 (800m) |
| Top Speed [km/h] (Section) | 67.6 (800m) |
| Race State | Finished |

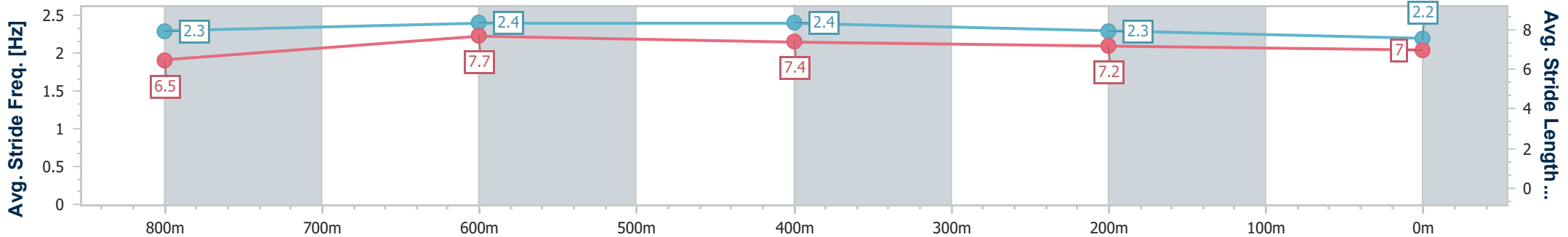
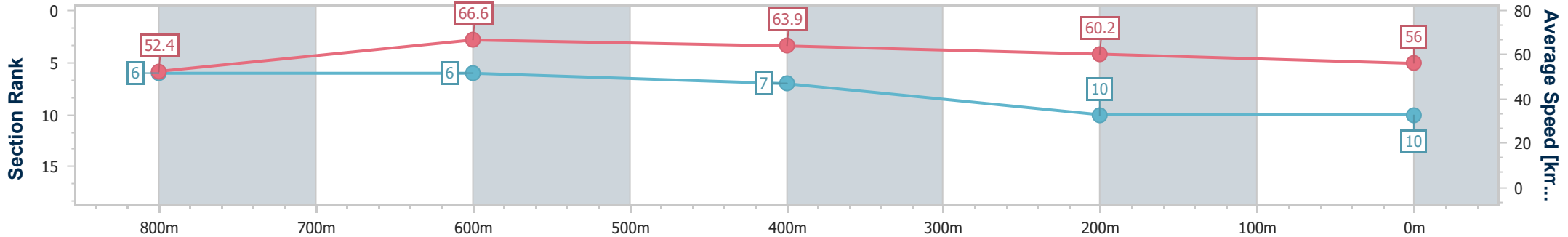


Eagle Farm QLD Professional
 Race 4: GIRLS DAY OUT 1 MARCH BENCHMARK 78 Handicap - 1000m
 14 December 2024 - 13:58
 Track Rating: Heavy 8, Weather: Showers, Rail Position: +2m Entire



BRISBANE RACING CLUB

| Section | Overall | 800m | 600m | 400m | 200m |
|------------------------|---------------------------|--------------------------|--------------------------|--------------------------|---------------------------|
| Section Times | 1:01.03 [10] (0:13.88) | 0:47.15 [6] (0:10.91) | 0:36.24 [6] (0:11.43) | 0:24.81 [7] (0:11.96) | 0:12.85 [10] (0:12.85) |
| Average Speed [km/h] | 52.4 | 66.6 | 63.9 | 60.2 | 56.0 |
| Top Speed [km/h] | 66.7 | 67.6 | 64.8 | 62.6 | 57.8 |
| Avg. Dist. to Rail [m] | 9.1 | 2.4 | 2.8 | 10.2 | 10.6 |
| Avg. Stride Freq. [Hz] | 2.3 | 2.4 | 2.4 | 2.3 | 2.2 |
| Avg. Stride Length [m] | 6.5 | 7.7 | 7.4 | 7.2 | 7.0 |



- [] Ranking at each section and finish
- .-.- No data available at this section
- NA No data available