



Eagle Farm QLD Professional

Race 1: SEASON GREETINGS FROM BRC BENCHMARK 68 Handicap - 2206m

14 December 2024 - 12:16



BRISBANE
RACING CLUB

Track Rating: Soft 7, Weather: Showers, Rail Position: +2m Entire

Section														
Field Times	Overall	2000m	1800m	1600m	1400m	1200m	1000m	Last 600m						
	2:20.06 (0:14.69)	2:05.37 (0:11.71)	1:53.66 (0:12.66)	1:41.00 (0:12.57)	1:28.43 (0:12.34)	1:16.09 (0:12.59)	1:03.50 (0:12.61)	0:38.61						
Rank	TAB	Horse/Jockey	Barrier	Top Speed [km/h]	Fastest Section	Overall	2000m	1800m	1600m	1400m	1200m	1000m	Last 600m	Distance Travelled [m]
1	15	NEW WORLD TAPESTRY Georgina Cartwright	14	63.6	0:11.71 2000m	2:20.06 [1] (0:14.69)	2:05.37 [1] (0:11.71)	1:53.66 [1] (0:12.66)	1:41.00 [1] (0:12.57)	1:28.43 [1] (0:12.34)	1:16.09 [1] (0:12.59)	1:03.50 [1] (0:12.61)	0:38.61	
2	2	AKROTIRI Ron Stewart	12	61.8	0:12.04 Overall	2:20.08 [2] (0:14.74)	2:05.34 [2] (0:12.04)	1:53.30 [2] (0:12.69)	1:40.61 [3] (0:12.56)	1:28.05 [3] (0:12.43)	1:15.62 [2] (0:12.52)	1:03.10 [2] (0:12.63)	0:38.30	+3
3	4	AIDEN Michael Rodd	10	62.1	0:11.88 Overall	2:20.23 [3] (0:14.94)	2:05.29 [3] (0:11.88)	1:53.41 [3] (0:12.56)	1:40.85 [2] (0:12.58)	1:28.27 [2] (0:12.52)	1:15.75 [3] (0:12.60)	1:03.15 [3] (0:12.69)	0:38.31	-8
4	7	SIMPLY REFUSE Taylor Marshall	9	61.8	0:11.93 1000m	2:20.59 [4] (0:15.97)	2:04.62 [11] (0:12.76)	1:51.86 [12] (0:12.35)	1:39.51 [12] (0:12.61)	1:26.90 [11] (0:12.40)	1:14.50 [11] (0:12.45)	1:02.05 [11] (0:12.34)	0:37.78	-1
5	8	THE IRISH Boris Thornton	3	62.2	0:12.03 800m	2:20.68 [5] (0:15.69)	2:04.99 [9] (0:12.52)	1:52.47 [9] (0:12.57)	1:39.90 [9] (0:12.67)	1:27.23 [10] (0:12.43)	1:14.80 [10] (0:12.53)	1:02.27 [10] (0:12.34)	0:37.90	+5
6	13	MONASTERY Damien Thornton	5	61.2	0:12.08 800m	2:21.10 [6] (0:15.10)	2:06.00 [4] (0:12.08)	1:53.92 [4] (0:12.60)	1:41.32 [4] (0:12.58)	1:28.74 [4] (0:12.52)	1:16.22 [4] (0:12.57)	1:03.65 [4] (0:12.59)	0:38.92	+2
7	1	BEDFORD SQUARE Emily Lang	6	62.3	0:11.83 800m	2:21.18 [7] (0:16.18)	2:05.00 [13] (0:13.03)	1:51.97 [14] (0:12.36)	1:39.61 [14] (0:12.56)	1:27.05 [14] (0:12.44)	1:14.61 [14] (0:12.42)	1:02.19 [13] (0:12.39)	0:37.97	-3
8	3	LUCKY EXCHANGE Justin Huxtable	8	61.2	0:12.06 800m	2:21.33 [8] (0:15.42)	2:05.91 [6] (0:12.06)	1:53.85 [6] (0:12.64)	1:41.21 [6] (0:12.64)	1:28.57 [6] (0:12.52)	1:16.05 [6] (0:12.60)	1:03.45 [6] (0:12.46)	0:38.85	+3
9	17	MAJESTIC ANGEL Cejay Graham	7	61.6	0:12.16 1000m	2:21.53 [9] (0:15.59)	2:05.94 [8] (0:12.29)	1:53.65 [8] (0:12.65)	1:41.00 [8] (0:12.70)	1:28.30 [8] (0:12.52)	1:15.78 [9] (0:12.48)	1:03.30 [9] (0:12.32)	0:38.79	+3
10	5	ALDEENAARY Bailey Wheeler	2	61.1	0:12.11 800m	2:21.58 [10] (0:15.88)	2:05.70 [10] (0:12.62)	1:53.08 [10] (0:12.38)	1:40.70 [10] (0:12.45)	1:28.25 [9] (0:12.38)	1:15.87 [8] (0:12.49)	1:03.38 [8] (0:12.35)	0:38.92	+0

Scratched: Moszur (#6), Vermeer (#14), Trautman (#12), Bitofftheblarney (#10)

[] Ranking at each section and finish
 -:-:- No data available at this section
 NA No data available

SCN Saddle cloth number
 DNF Did not finish
 DNT Did not track



Eagle Farm QLD Professional
Race 1: SEASON GREETINGS FROM BRC BENCHMARK 68 Handicap - 2206m
14 December 2024 - 12:16



Track Rating: Soft 7, Weather: Showers, Rail Position: +2m Entire

Section	Overall	2000m	1800m	1600m	1400m	1200m	1000m	Last 600m						
Field Times	2:20.06 (0:14.69)	2:05.37 (0:11.71)	1:53.66 (0:12.66)	1:41.00 (0:12.57)	1:28.43 (0:12.34)	1:16.09 (0:12.59)	1:03.50 (0:12.61)	0:38.61						
Rank	TAB	Horse/Jockey	Barrier	Top Speed [km/h]	Fastest Section									Distance Travelled [m]
11	16	BILPA MOREA Samantha Collett	13	62.1 1000m	0:11.99 800m	2:22.67 [11] (0:16.03)	2:06.64 [12] (0:12.49)	1:54.15 [11] (0:12.50)	1:41.65 [11] (0:12.77)	1:28.88 [12] (0:12.45)	1:16.43 [12] (0:12.51)	1:03.92 [12] (0:12.28)	0:39.65	+6
12	18	ORCA Tahlia Fenlon	4	60.3 2000m	0:11.99 2000m	2:22.80 [12] (0:15.27)	2:07.53 [5] (0:11.99)	1:55.54 [5] (0:12.61)	1:42.93 [5] (0:12.65)	1:30.28 [5] (0:12.50)	1:17.78 [5] (0:12.58)	1:05.20 [5] (0:12.54)	0:40.31	-9
13	11	ZAYNUDIN Noriyuki Masuda	11	62.4 800m	0:11.87 800m	2:23.48 [13] (0:16.30)	2:07.18 [14] (0:12.79)	1:54.39 [13] (0:12.37)	1:42.02 [13] (0:12.54)	1:29.48 [13] (0:12.51)	1:16.97 [13] (0:12.49)	1:04.48 [14] (0:12.52)	0:40.09	+4
14	9	VICTORY COMMAND Robbie Dolan	1	59.9 1000m	0:12.22 800m	2:24.74 [14] (0:15.44)	2:09.30 [7] (0:12.35)	1:56.95 [7] (0:12.49)	1:44.46 [7] (0:12.70)	1:31.76 [7] (0:12.51)	1:19.25 [7] (0:12.54)	1:06.71 [7] (0:12.42)	0:42.07	-3

Scratched: Moszur (#6), Vermeer (#14), Trautman (#12), Bitoftheblarney (#10)

[] Ranking at each section and finish
 -:-:- No data available at this section
 NA No data available

SCN Saddle cloth number
 DNF Did not finish
 DNT Did not track



Eagle Farm QLD Professional

Race 1: SEASON GREETINGS FROM BRC BENCHMARK 68 Handicap - 2206m

14 December 2024 - 12:16



BRISBANE
RACING CLUB

Track Rating: Soft 7, Weather: Showers, Rail Position: +2m Entire

Section										Last 600m		
Field Times		800m	600m	400m	200m							
		0:50.89 (0:12.28)	0:38.61 (0:12.53)	0:26.08 (0:12.77)	0:13.31 (0:13.31)							0:38.61
Rank	TAB Horse/Jockey	Barrier	Top Speed [km/h]	Fastest Section					Margin	Distance Travelled [m]		
1	15 NEW WORLD TAPESTRY Georgina Cartwright	14	63.6 2000m	0:11.71 2000m	0:50.89 [1] (0:12.28)	0:38.61 [1] (0:12.53)	0:26.08 [1] (0:12.83)	0:13.25 [3] (0:13.25)	2:20.06	0:38.61		
2	2 AKROTIRI Ron Stewart	12	61.8 Overall	0:12.04 2000m	0:50.47 [2] (0:12.17)	0:38.30 [2] (0:12.38)	0:25.92 [3] (0:12.59)	0:13.33 [1] (0:13.33)	0.12L	0:38.30 +3		
3	4 AIDEN Michael Rodd	10	62.1 Overall	0:11.88 2000m	0:50.46 [3] (0:12.15)	0:38.31 [3] (0:12.22)	0:26.09 [2] (0:12.65)	0:13.44 [2] (0:13.44)	0.99L	0:38.31 -8		
4	7 SIMPLY REFUSE Taylor Marshall	9	61.8 1000m	0:11.93 800m	0:49.71 [11] (0:11.93)	0:37.78 [11] (0:12.07)	0:25.71 [6] (0:12.38)	0:13.33 [5] (0:13.33)	3.11L	0:37.78 -1		
5	8 THE IRISH Boris Thornton	3	62.2 800m	0:12.03 800m	0:49.93 [10] (0:12.03)	0:37.90 [10] (0:12.36)	0:25.54 [11] (0:12.32)	0:13.22 [7] (0:13.22)	3.67L	0:37.90 +5		
6	13 MONASTERY Damien Thornton	5	61.2 800m	0:12.08 2000m	0:51.06 [4] (0:12.14)	0:38.92 [4] (0:12.41)	0:26.51 [4] (0:12.66)	0:13.85 [4] (0:13.85)	6.13L	0:38.92 +2		
7	1 BEDFORD SQUARE Emily Lang	6	62.3 800m	0:11.83 800m	0:49.80 [13] (0:11.83)	0:37.97 [13] (0:12.16)	0:25.81 [13] (0:12.50)	0:13.31 [10] (0:13.31)	6.62L	0:37.97 -3		
8	3 LUCKY EXCHANGE Justin Huxtable	8	61.2 800m	0:12.06 2000m	0:50.99 [6] (0:12.14)	0:38.85 [5] (0:12.38)	0:26.47 [5] (0:12.52)	0:13.95 [6] (0:13.95)	7.51L	0:38.85 +3		
9	17 MAJESTIC ANGEL Cejay Graham	7	61.6 1000m	0:12.16 600m	0:50.98 [8] (0:12.19)	0:38.79 [9] (0:12.16)	0:26.63 [7] (0:12.71)	0:13.92 [8] (0:13.92)	8.69L	0:38.79 +3		
10	5 ALDEENAARY Bailey Wheeler	2	61.1 800m	0:12.11 800m	0:51.03 [9] (0:12.11)	0:38.92 [7] (0:12.38)	0:26.54 [9] (0:12.62)	0:13.92 [9] (0:13.92)	8.96L	0:38.92 +0		

Scratched: Moszur (#6), Vermeer (#14), Trautman (#12), Bitofftheblarney (#10)

Report Created: Sat 14 December 2024 13:33 GMT (Note: Timing is based on position data)

Page 3/18

[] Ranking at each section and finish
 -:-:- No data available at this section
 NA No data available

SCN Saddle cloth number
 DNF Did not finish
 DNT Did not track

data processed by TRIPLESDATA



Eagle Farm QLD Professional
Race 1: SEASON GREETINGS FROM BRC BENCHMARK 68 Handicap - 2206m
14 December 2024 - 12:16



Track Rating: Soft 7, Weather: Showers, Rail Position: +2m Entire

Section		800m	600m	400m	200m	Last 600m					
Field Times		0:50.89 (0:12.28)	0:38.61 (0:12.53)	0:26.08 (0:12.77)	0:13.31 (0:13.31)	0:38.61					
Rank	TAB Horse/Jockey	Barrier	Top Speed [km/h]	Fastest Section	Margin				Distance Travelled [m]		
11	16 BILPA MOREA Samantha Collett	13	62.1 1000m	0:11.99 800m	0:51.64 [12] (0:11.99)	0:39.65 [12] (0:12.23)	0:27.42 [12] (0:12.72)	0:14.70 [12] (0:14.70)	15.38L	0:39.65	+6
12	18 ORCA Tahlia Fenlon	4	60.3 2000m	0:11.99 2000m	0:52.66 [5] (0:12.35)	0:40.31 [6] (0:12.65)	0:27.66 [10] (0:13.29)	0:14.37 [13] (0:14.37)	16.14L	0:40.31	-9
13	11 ZAYNUDIN Noriyuki Masuda	11	62.4 800m	0:11.87 800m	0:51.96 [14] (0:11.87)	0:40.09 [14] (0:12.50)	0:27.59 [14] (0:13.00)	0:14.59 [14] (0:14.59)	20.12L	0:40.09	+4
14	9 VICTORY COMMAND Robbie Dolan	1	59.9 1000m	0:12.22 800m	0:54.29 [7] (0:12.22)	0:42.07 [8] (0:12.28)	0:29.79 [8] (0:12.98)	0:16.81 [11] (0:16.81)	27.53L	0:42.07	-3

Scratched: Moszur (#6), Vermeer (#14), Trautman (#12), Bitoftheblarney (#10)

[] Ranking at each section and finish
 -:-:- No data available at this section
 NA No data available

SCN Saddle cloth number
 DNF Did not finish
 DNT Did not track



Horse/Jockey Name	New World Tapestry
Final Rank	1
Fastest Section Time (Section)	0:11.71 (2000m)
Top Speed [km/h] (Section)	63.6 (2000m)
Race State	Finished



Eagle Farm QLD Professional
Race 1: SEASON GREETINGS FROM BRC BENCHMARK 68
Handicap - 2206m

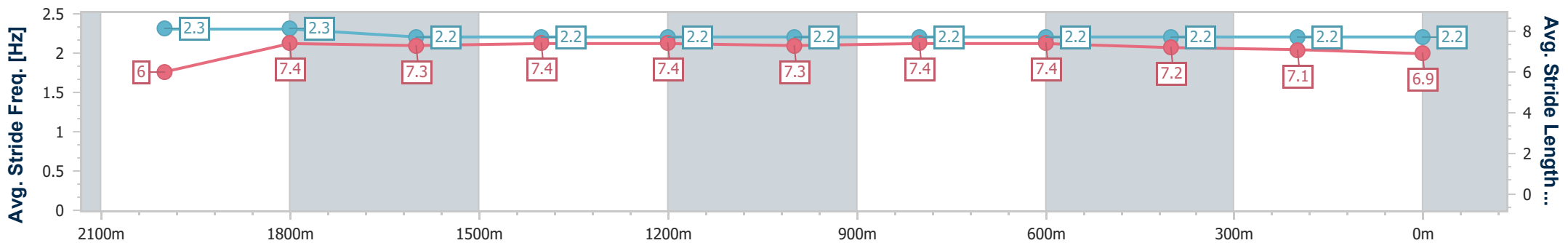
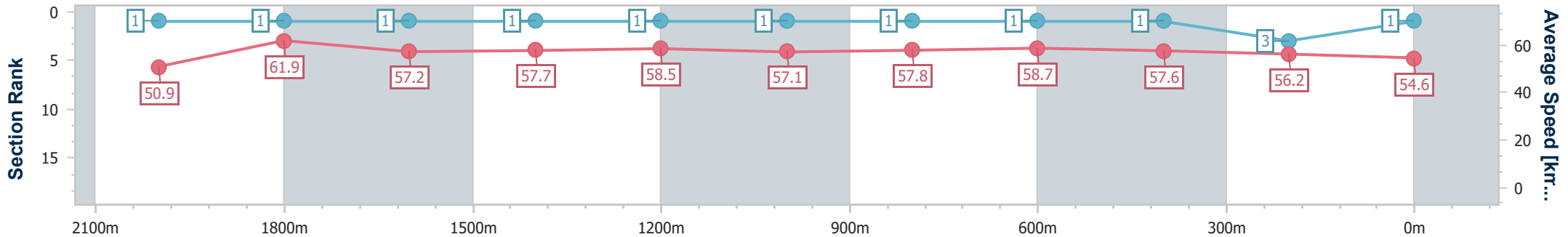
14 December 2024 - 12:16

Track Rating: Soft 7, Weather: Showers, Rail Position: +2m Entire



BRISBANE
RACING CLUB

Section	Overall	2000m	1800m	1600m	1400m	1200m	1000m	800m	600m	400m	200m
Section Times	2:20.06 [1] (0:14.69)	2:05.37 [1] (0:11.71)	1:53.66 [1] (0:12.66)	1:41.00 [1] (0:12.57)	1:28.43 [1] (0:12.34)	1:16.09 [1] (0:12.59)	1:03.50 [1] (0:12.61)	0:50.89 [1] (0:12.28)	0:38.61 [1] (0:12.53)	0:26.08 [1] (0:12.83)	0:13.25 [3] (0:13.25)
Average Speed [km/h]	50.9	61.9	57.2	57.7	58.5	57.1	57.8	58.7	57.6	56.2	54.6
Top Speed [km/h]	62.8	63.6	58.7	58.6	59.2	58.6	59.1	59.7	58.4	56.7	55.6
Avg. Dist. to Rail [m]	11.3	1.2	1.2	1.8	1.8	2.0	1.7	0.9	0.3	0.9	1.0
Avg. Stride Freq. [Hz]	2.3	2.3	2.2	2.2	2.2	2.2	2.2	2.2	2.2	2.2	2.2
Avg. Stride Length [m]	6.0	7.4	7.3	7.4	7.4	7.3	7.4	7.4	7.2	7.1	6.9



- [] Ranking at each section and finish
- .-.- No data available at this section
- NA No data available



Horse/Jockey Name	Akrotiri
Final Rank	2
Fastest Section Time (Section)	0:12.04 (2000m)
Top Speed [km/h] (Section)	61.8 (Overall)
Race State	Finished



Eagle Farm QLD Professional
 Race 1: SEASON GREETINGS FROM BRC BENCHMARK 68
 Handicap - 2206m

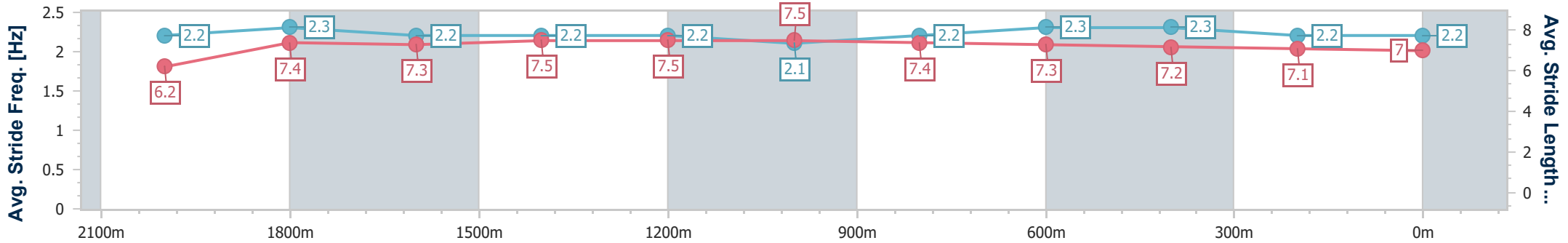
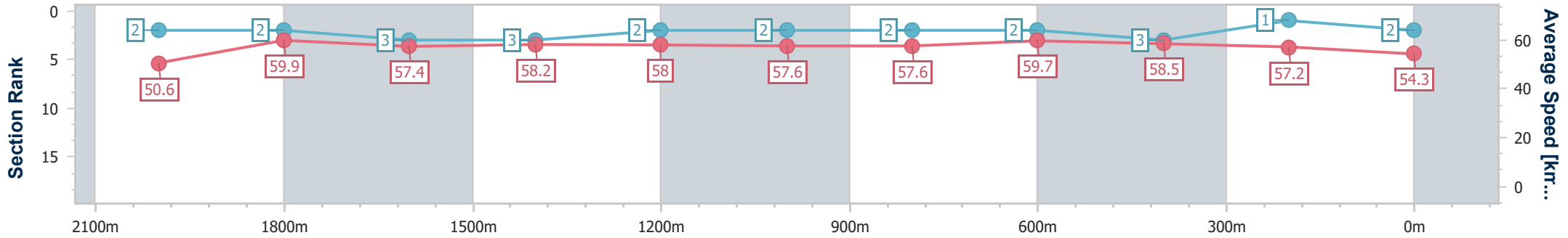


BRISBANE
 RACING CLUB

14 December 2024 - 12:16

Track Rating: Soft 7, Weather: Showers, Rail Position: +2m Entire

Section	Overall	2000m	1800m	1600m	1400m	1200m	1000m	800m	600m	400m	200m
Section Times	2:20.08 [2] (0:14.74)	2:05.34 [2] (0:12.04)	1:53.30 [2] (0:12.69)	1:40.61 [3] (0:12.56)	1:28.05 [3] (0:12.43)	1:15.62 [2] (0:12.52)	1:03.10 [2] (0:12.63)	0:50.47 [2] (0:12.17)	0:38.30 [2] (0:12.38)	0:25.92 [3] (0:12.59)	0:13.33 [1] (0:13.33)
Average Speed [km/h]	50.6	59.9	57.4	58.2	58.0	57.6	57.6	59.7	58.5	57.2	54.3
Top Speed [km/h]	61.8	61.8	58.9	58.8	58.5	58.2	58.9	60.7	60.2	58.3	55.9
Avg. Dist. to Rail [m]	7.8	0.8	2.7	3.9	3.8	2.1	1.7	2.0	1.2	2.3	3.5
Avg. Stride Freq. [Hz]	2.2	2.3	2.2	2.2	2.2	2.1	2.2	2.3	2.3	2.2	2.2
Avg. Stride Length [m]	6.2	7.4	7.3	7.5	7.5	7.5	7.4	7.3	7.2	7.1	7.0



- [] Ranking at each section and finish
- .-.- No data available at this section
- NA No data available



Horse/Jockey Name	Aiden
Final Rank	3
Fastest Section Time (Section)	0:11.88 (2000m)
Top Speed [km/h] (Section)	62.1 (Overall)
Race State	Finished



Eagle Farm QLD Professional
Race 1: SEASON GREETINGS FROM BRC BENCHMARK 68
Handicap - 2206m

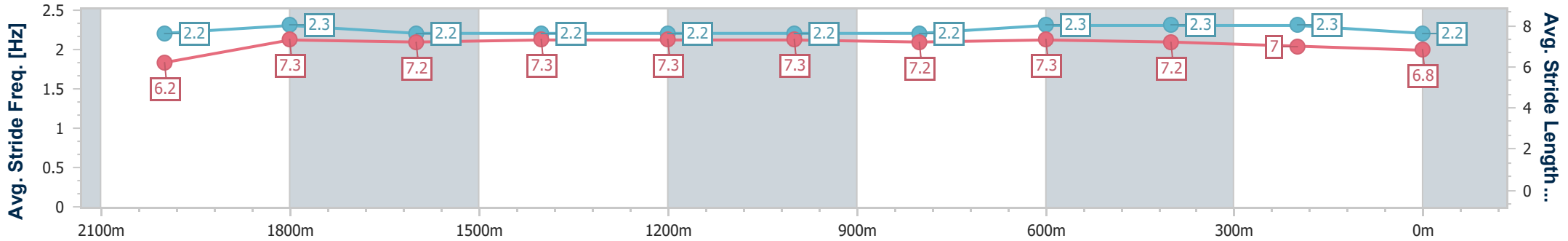
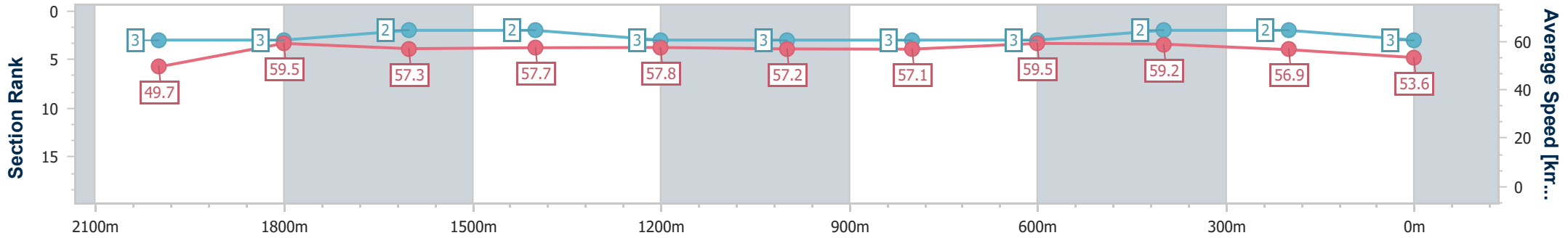
14 December 2024 - 12:16

Track Rating: Soft 7, Weather: Showers, Rail Position: +2m Entire



BRISBANE
RACING CLUB

Section	Overall	2000m	1800m	1600m	1400m	1200m	1000m	800m	600m	400m	200m
Section Times	2:20.23 [3] (0:14.94)	2:05.29 [3] (0:11.88)	1:53.41 [3] (0:12.56)	1:40.85 [2] (0:12.58)	1:28.27 [2] (0:12.52)	1:15.75 [3] (0:12.60)	1:03.15 [3] (0:12.69)	0:50.46 [3] (0:12.15)	0:38.31 [3] (0:12.22)	0:26.09 [2] (0:12.65)	0:13.44 [2] (0:13.44)
Average Speed [km/h]	49.7	59.5	57.3	57.7	57.8	57.2	57.1	59.5	59.2	56.9	53.6
Top Speed [km/h]	62.1	60.7	58.8	58.5	58.1	57.6	58.0	60.3	60.6	59.0	55.2
Avg. Dist. to Rail [m]	4.6	4.0	1.4	2.9	3.2	3.6	1.7	0.7	0.6	3.6	3.3
Avg. Stride Freq. [Hz]	2.2	2.3	2.2	2.2	2.2	2.2	2.2	2.3	2.3	2.3	2.2
Avg. Stride Length [m]	6.2	7.3	7.2	7.3	7.3	7.3	7.2	7.3	7.2	7.0	6.8



- [] Ranking at each section and finish
- .-.- No data available at this section
- NA No data available



Horse/Jockey Name	Simply Refuse
Final Rank	4
Fastest Section Time (Section)	0:11.93 (800m)
Top Speed [km/h] (Section)	61.8 (1000m)
Race State	Finished



Eagle Farm QLD Professional
Race 1: SEASON GREETINGS FROM BRC BENCHMARK 68
Handicap - 2206m

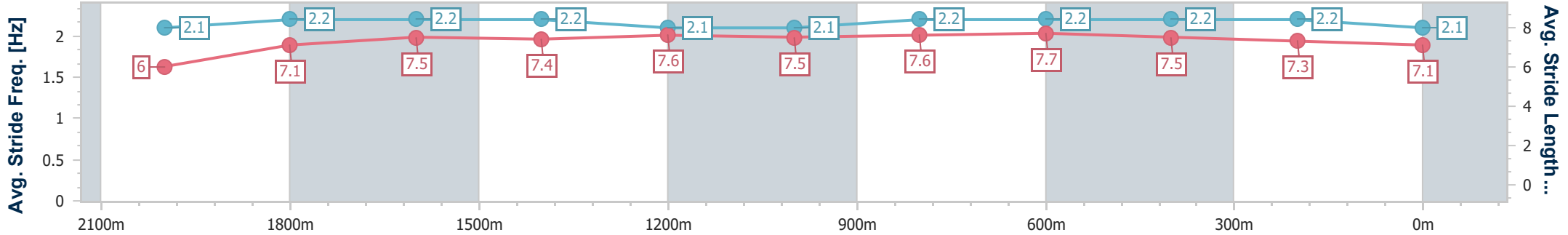
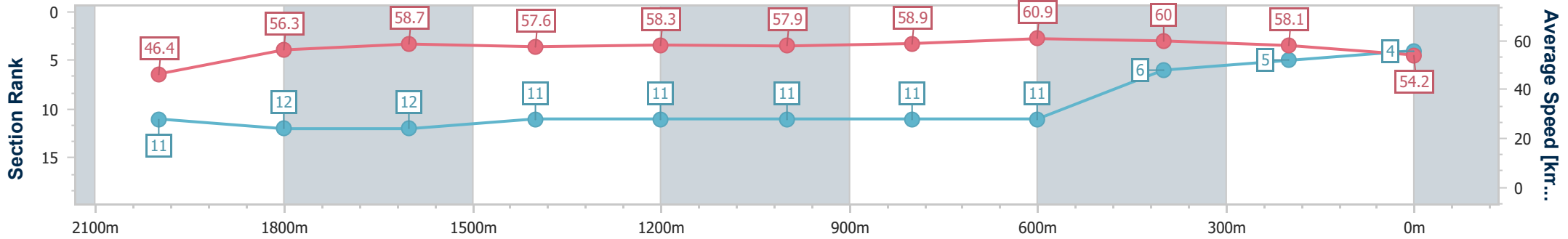
14 December 2024 - 12:16

Track Rating: Soft 7, Weather: Showers, Rail Position: +2m Entire



BRISBANE
RACING CLUB

Section	Overall	2000m	1800m	1600m	1400m	1200m	1000m	800m	600m	400m	200m
Section Times	2:20.59 [4] (0:15.97)	2:04.62 [11] (0:12.76)	1:51.86 [12] (0:12.35)	1:39.51 [12] (0:12.61)	1:26.90 [11] (0:12.40)	1:14.50 [11] (0:12.45)	1:02.05 [11] (0:12.34)	0:49.71 [11] (0:11.93)	0:37.78 [11] (0:12.07)	0:25.71 [6] (0:12.38)	0:13.33 [5] (0:13.33)
Average Speed [km/h]	46.4	56.3	58.7	57.6	58.3	57.9	58.9	60.9	60.0	58.1	54.2
Top Speed [km/h]	55.5	58.7	59.5	58.8	59.3	59.9	61.8	61.7	61.1	59.8	56.5
Avg. Dist. to Rail [m]	3.7	0.5	1.2	2.7	3.0	3.0	2.2	1.6	1.6	5.6	6.9
Avg. Stride Freq. [Hz]	2.1	2.2	2.2	2.2	2.1	2.1	2.2	2.2	2.2	2.2	2.1
Avg. Stride Length [m]	6.0	7.1	7.5	7.4	7.6	7.5	7.6	7.7	7.5	7.3	7.1



- [] Ranking at each section and finish
- .-.- No data available at this section
- NA No data available



Horse/Jockey Name	The Irish
Final Rank	5
Fastest Section Time (Section)	0:12.03 (800m)
Top Speed [km/h] (Section)	62.2 (800m)
Race State	Finished



Eagle Farm QLD Professional
Race 1: SEASON GREETINGS FROM BRC BENCHMARK 68
Handicap - 2206m

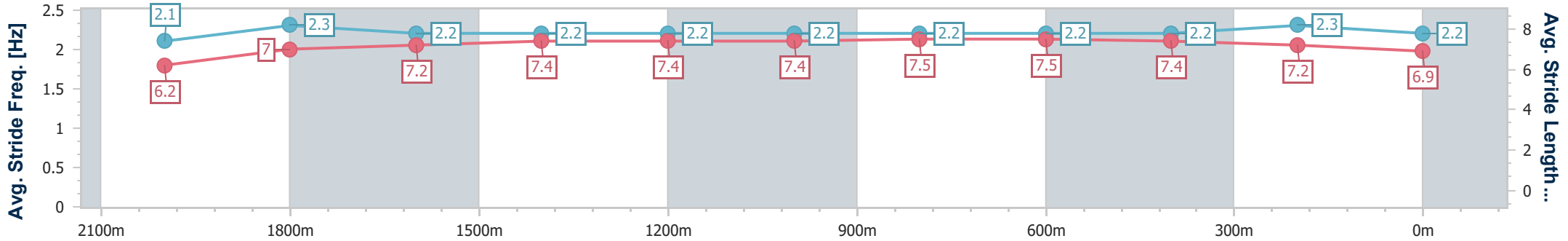
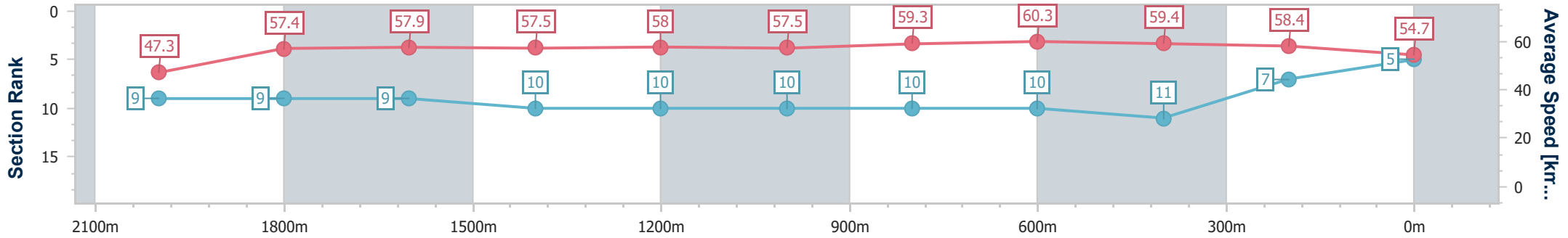
14 December 2024 - 12:16

Track Rating: Soft 7, Weather: Showers, Rail Position: +2m Entire



BRISBANE
RACING CLUB

Section	Overall	2000m	1800m	1600m	1400m	1200m	1000m	800m	600m	400m	200m
Section Times	2:20.68 [5] (0:15.69)	2:04.99 [9] (0:12.52)	1:52.47 [9] (0:12.57)	1:39.90 [9] (0:12.67)	1:27.23 [10] (0:12.43)	1:14.80 [10] (0:12.53)	1:02.27 [10] (0:12.34)	0:49.93 [10] (0:12.03)	0:37.90 [10] (0:12.36)	0:25.54 [11] (0:12.32)	0:13.22 [7] (0:13.22)
Average Speed [km/h]	47.3	57.4	57.9	57.5	58.0	57.5	59.3	60.3	59.4	58.4	54.7
Top Speed [km/h]	57.0	59.5	59.5	59.1	58.8	58.9	61.4	62.2	61.5	59.4	57.4
Avg. Dist. to Rail [m]	2.0	0.7	2.0	3.5	3.5	3.5	2.6	2.2	3.6	2.6	3.3
Avg. Stride Freq. [Hz]	2.1	2.3	2.2	2.2	2.2	2.2	2.2	2.2	2.2	2.3	2.2
Avg. Stride Length [m]	6.2	7.0	7.2	7.4	7.4	7.4	7.5	7.5	7.4	7.2	6.9



- [] Ranking at each section and finish
- .-.- No data available at this section
- NA No data available



Horse/Jockey Name	Monastery
Final Rank	6
Fastest Section Time (Section)	0:12.08 (2000m)
Top Speed [km/h] (Section)	61.2 (800m)
Race State	Finished



Eagle Farm QLD Professional
 Race 1: SEASON GREETINGS FROM BRC BENCHMARK 68
 Handicap - 2206m

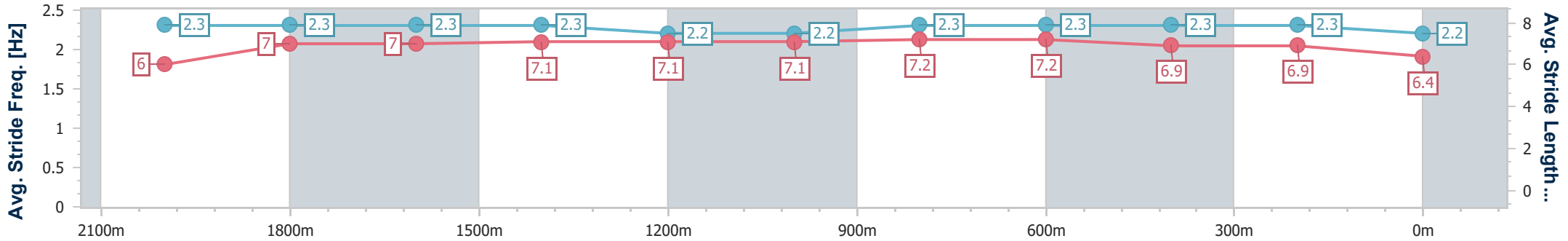
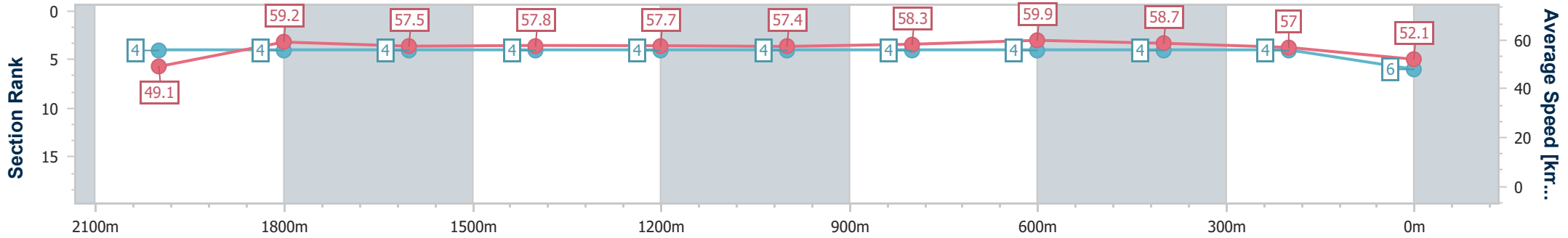
14 December 2024 - 12:16

Track Rating: Soft 7, Weather: Showers, Rail Position: +2m Entire



BRISBANE
 RACING CLUB

Section	Overall	2000m	1800m	1600m	1400m	1200m	1000m	800m	600m	400m	200m
Section Times	2:21.10 [6] (0:15.10)	2:06.00 [4] (0:12.08)	1:53.92 [4] (0:12.60)	1:41.32 [4] (0:12.58)	1:28.74 [4] (0:12.52)	1:16.22 [4] (0:12.57)	1:03.65 [4] (0:12.59)	0:51.06 [4] (0:12.14)	0:38.92 [4] (0:12.41)	0:26.51 [4] (0:12.66)	0:13.85 [4] (0:13.85)
Average Speed [km/h]	49.1	59.2	57.5	57.8	57.7	57.4	58.3	59.9	58.7	57.0	52.1
Top Speed [km/h]	58.9	59.8	59.0	58.4	58.3	58.3	59.2	61.2	59.5	57.9	54.9
Avg. Dist. to Rail [m]	2.1	0.9	1.0	3.3	3.7	4.1	3.4	2.7	2.1	4.9	6.1
Avg. Stride Freq. [Hz]	2.3	2.3	2.3	2.3	2.2	2.2	2.3	2.3	2.3	2.3	2.2
Avg. Stride Length [m]	6.0	7.0	7.0	7.1	7.1	7.1	7.2	7.2	6.9	6.9	6.4



- [] Ranking at each section and finish
- .-.- No data available at this section
- NA No data available



Horse/Jockey Name	Bedford Square
Final Rank	7
Fastest Section Time (Section)	0:11.83 (800m)
Top Speed [km/h] (Section)	62.3 (800m)
Race State	Finished



Eagle Farm QLD Professional
Race 1: SEASON GREETINGS FROM BRC BENCHMARK 68
Handicap - 2206m

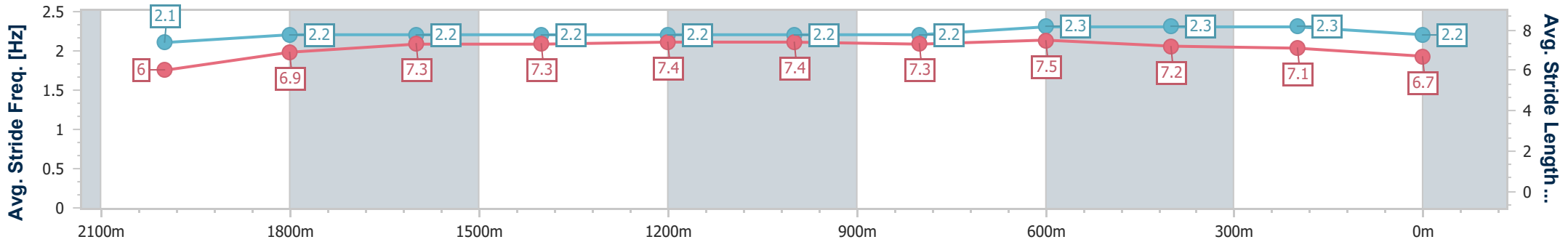
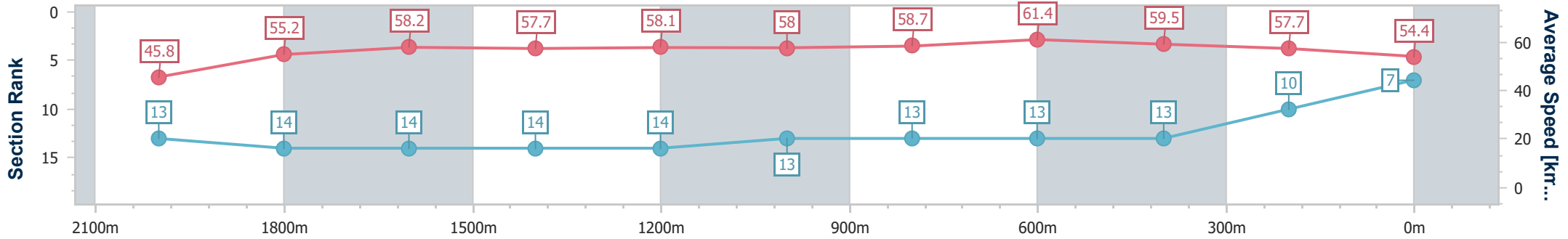


BRISBANE
RACING CLUB

14 December 2024 - 12:16

Track Rating: Soft 7, Weather: Showers, Rail Position: +2m Entire

Section	Overall	2000m	1800m	1600m	1400m	1200m	1000m	800m	600m	400m	200m
Section Times	2:21.18 [7] (0:16.18)	2:05.00 [13] (0:13.03)	1:51.97 [14] (0:12.36)	1:39.61 [14] (0:12.56)	1:27.05 [14] (0:12.44)	1:14.61 [14] (0:12.42)	1:02.19 [13] (0:12.39)	0:49.80 [13] (0:11.83)	0:37.97 [13] (0:12.16)	0:25.81 [13] (0:12.50)	0:13.31 [10] (0:13.31)
Average Speed [km/h]	45.8	55.2	58.2	57.7	58.1	58.0	58.7	61.4	59.5	57.7	54.4
Top Speed [km/h]	56.2	57.4	59.5	59.3	58.9	58.9	62.3	62.3	60.4	58.9	56.6
Avg. Dist. to Rail [m]	2.7	1.1	0.7	2.0	2.3	3.0	2.1	1.4	1.3	7.8	11.8
Avg. Stride Freq. [Hz]	2.1	2.2	2.2	2.2	2.2	2.2	2.2	2.3	2.3	2.3	2.2
Avg. Stride Length [m]	6.0	6.9	7.3	7.3	7.4	7.4	7.3	7.5	7.2	7.1	6.7



- [] Ranking at each section and finish
- .-.- No data available at this section
- NA No data available



Horse/Jockey Name	Lucky Exchange
Final Rank	8
Fastest Section Time (Section)	0:12.06 (2000m)
Top Speed [km/h] (Section)	61.2 (800m)
Race State	Finished



Eagle Farm QLD Professional
Race 1: SEASON GREETINGS FROM BRC BENCHMARK 68
Handicap - 2206m

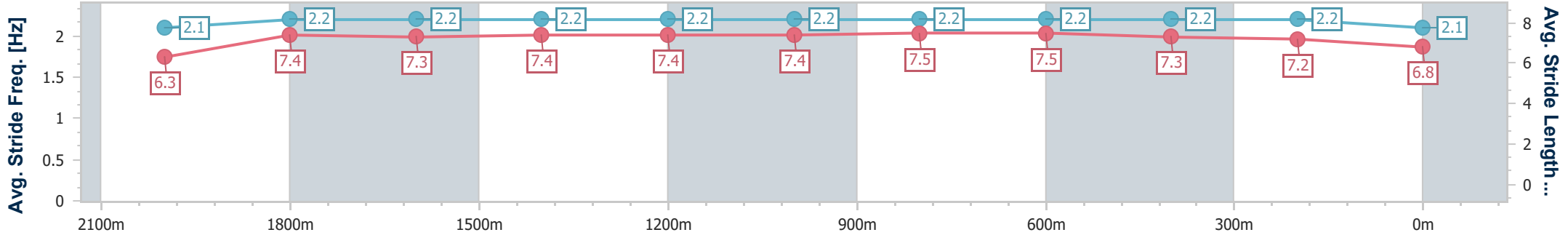
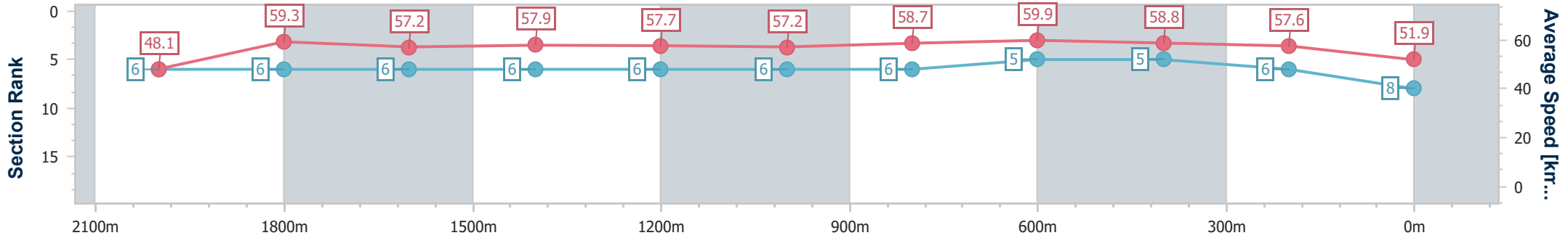
14 December 2024 - 12:16

Track Rating: Soft 7, Weather: Showers, Rail Position: +2m Entire



BRISBANE
RACING CLUB

Section	Overall	2000m	1800m	1600m	1400m	1200m	1000m	800m	600m	400m	200m
Section Times	2:21.33 [8] (0:15.42)	2:05.91 [6] (0:12.06)	1:53.85 [6] (0:12.64)	1:41.21 [6] (0:12.64)	1:28.57 [6] (0:12.52)	1:16.05 [6] (0:12.60)	1:03.45 [6] (0:12.46)	0:50.99 [6] (0:12.14)	0:38.85 [5] (0:12.38)	0:26.47 [5] (0:12.52)	0:13.95 [6] (0:13.95)
Average Speed [km/h]	48.1	59.3	57.2	57.9	57.7	57.2	58.7	59.9	58.8	57.6	51.9
Top Speed [km/h]	59.0	60.1	58.8	58.4	58.6	58.6	60.1	61.2	60.2	59.4	55.2
Avg. Dist. to Rail [m]	3.7	1.7	1.4	3.7	3.9	3.8	3.0	2.5	2.7	5.8	6.6
Avg. Stride Freq. [Hz]	2.1	2.2	2.2	2.2	2.2	2.2	2.2	2.2	2.2	2.2	2.1
Avg. Stride Length [m]	6.3	7.4	7.3	7.4	7.4	7.4	7.5	7.5	7.3	7.2	6.8



- [] Ranking at each section and finish
- .-.- No data available at this section
- NA No data available



Horse/Jockey Name	Majestic Angel
Final Rank	9
Fastest Section Time (Section)	0:12.16 (600m)
Top Speed [km/h] (Section)	61.6 (1000m)
Race State	Finished



Eagle Farm QLD Professional
Race 1: SEASON GREETINGS FROM BRC BENCHMARK 68
Handicap - 2206m

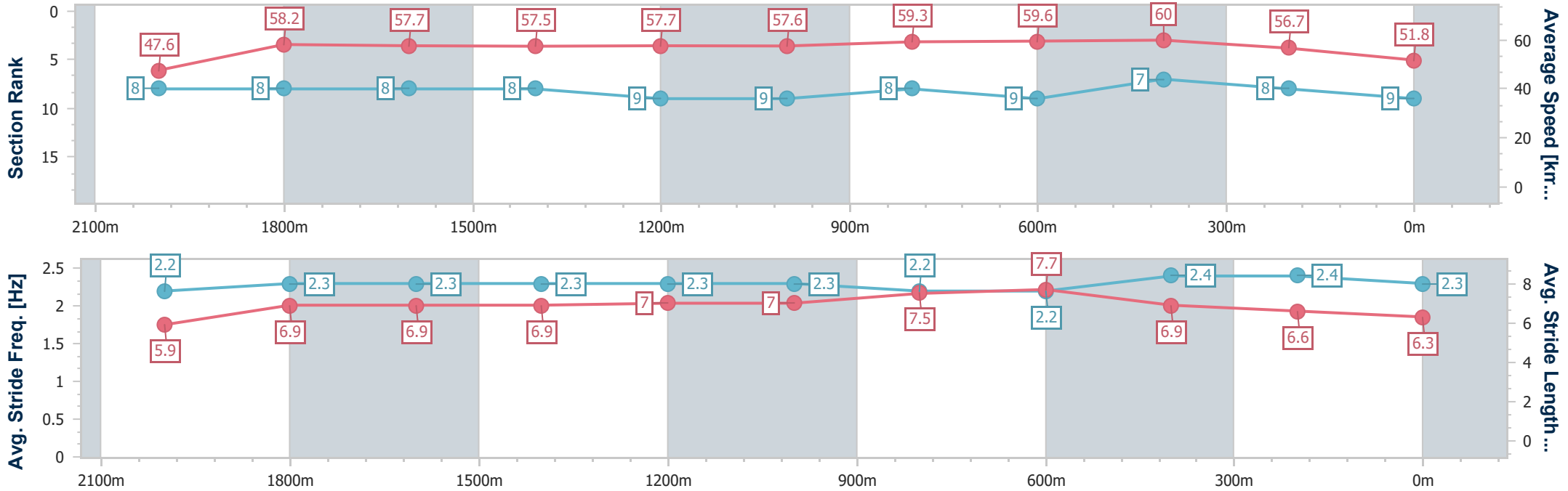
14 December 2024 - 12:16

Track Rating: Soft 7, Weather: Showers, Rail Position: +2m Entire



BRISBANE
RACING CLUB

Section	Overall	2000m	1800m	1600m	1400m	1200m	1000m	800m	600m	400m	200m
Section Times	2:21.53 [9] (0:15.59)	2:05.94 [8] (0:12.29)	1:53.65 [8] (0:12.65)	1:41.00 [8] (0:12.70)	1:28.30 [8] (0:12.52)	1:15.78 [9] (0:12.48)	1:03.30 [9] (0:12.32)	0:50.98 [8] (0:12.19)	0:38.79 [9] (0:12.16)	0:26.63 [7] (0:12.71)	0:13.92 [8] (0:13.92)
Average Speed [km/h]	47.6	58.2	57.7	57.5	57.7	57.6	59.3	59.6	60.0	56.7	51.8
Top Speed [km/h]	56.7	60.1	59.9	58.9	59.5	59.4	61.6	60.9	61.0	59.7	54.4
Avg. Dist. to Rail [m]	3.0	0.8	2.3	4.0	4.4	4.2	2.0	2.0	3.1	8.5	9.7
Avg. Stride Freq. [Hz]	2.2	2.3	2.3	2.3	2.3	2.3	2.2	2.2	2.4	2.4	2.3
Avg. Stride Length [m]	5.9	6.9	6.9	6.9	7.0	7.0	7.5	7.7	6.9	6.6	6.3



- [] Ranking at each section and finish
- .-.- No data available at this section
- NA No data available



Horse/Jockey Name	Aldeenaary
Final Rank	10
Fastest Section Time (Section)	0:12.11 (800m)
Top Speed [km/h] (Section)	61.1 (800m)
Race State	Finished



Eagle Farm QLD Professional
Race 1: SEASON GREETINGS FROM BRC BENCHMARK 68
Handicap - 2206m

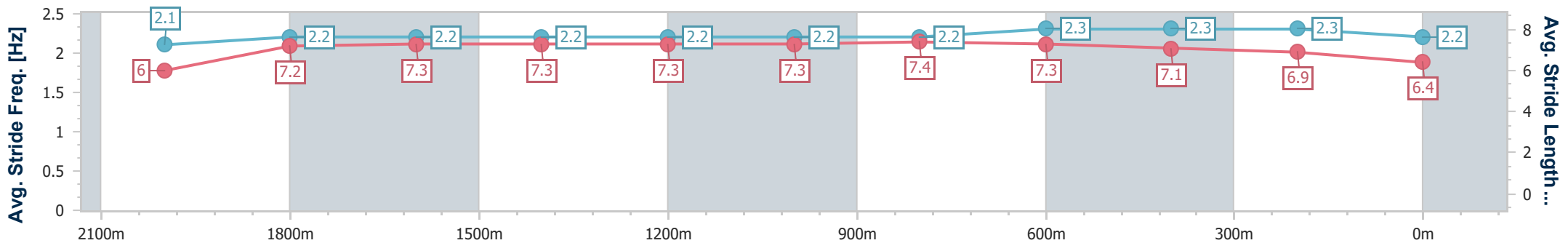
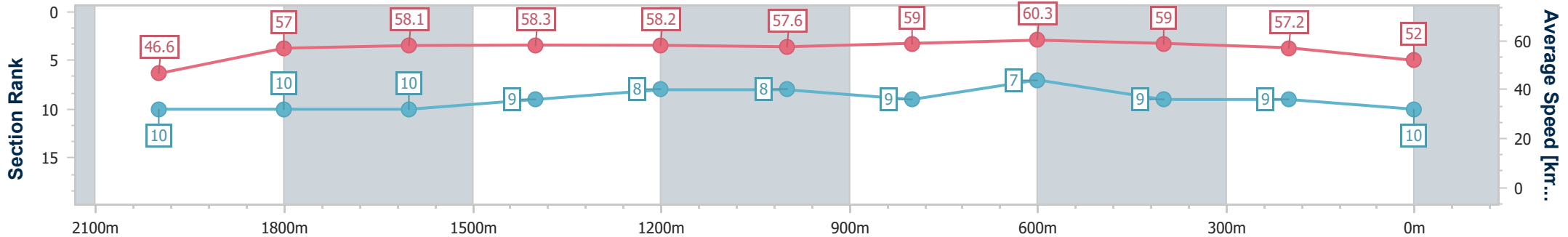


BRISBANE
RACING CLUB

14 December 2024 - 12:16

Track Rating: Soft 7, Weather: Showers, Rail Position: +2m Entire

Section	Overall	2000m	1800m	1600m	1400m	1200m	1000m	800m	600m	400m	200m
Section Times	2:21.58 [10] (0:15.88)	2:05.70 [10] (0:12.62)	1:53.08 [10] (0:12.38)	1:40.70 [10] (0:12.45)	1:28.25 [9] (0:12.38)	1:15.87 [8] (0:12.49)	1:03.38 [8] (0:12.35)	0:51.03 [9] (0:12.11)	0:38.92 [7] (0:12.38)	0:26.54 [9] (0:12.62)	0:13.92 [9] (0:13.92)
Average Speed [km/h]	46.6	57.0	58.1	58.3	58.2	57.6	59.0	60.3	59.0	57.2	52.0
Top Speed [km/h]	55.4	58.7	59.1	59.6	59.3	58.8	60.6	61.1	60.6	58.9	54.6
Avg. Dist. to Rail [m]	0.8	0.8	0.5	1.7	2.2	2.7	2.2	2.7	3.2	8.4	10.3
Avg. Stride Freq. [Hz]	2.1	2.2	2.2	2.2	2.2	2.2	2.2	2.3	2.3	2.3	2.2
Avg. Stride Length [m]	6.0	7.2	7.3	7.3	7.3	7.3	7.4	7.3	7.1	6.9	6.4



- [] Ranking at each section and finish
- .-.- No data available at this section
- NA No data available



Horse/Jockey Name	Bilpa Morea
Final Rank	11
Fastest Section Time (Section)	0:11.99 (800m)
Top Speed [km/h] (Section)	62.1 (1000m)
Race State	Finished



Eagle Farm QLD Professional
Race 1: SEASON GREETINGS FROM BRC BENCHMARK 68
Handicap - 2206m

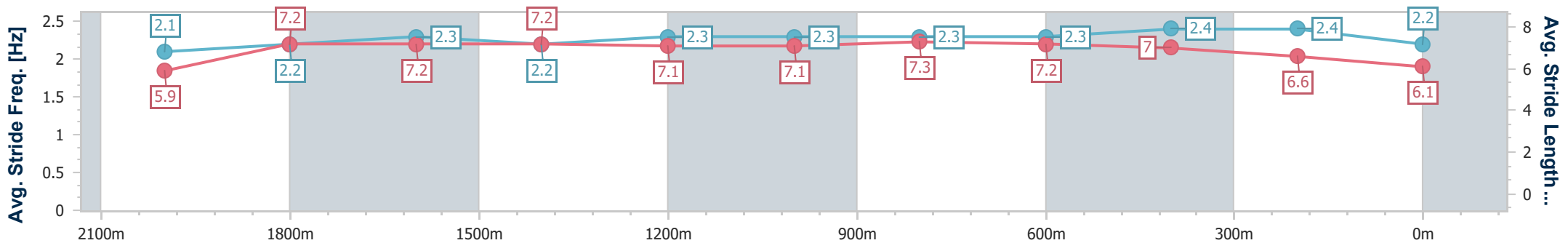
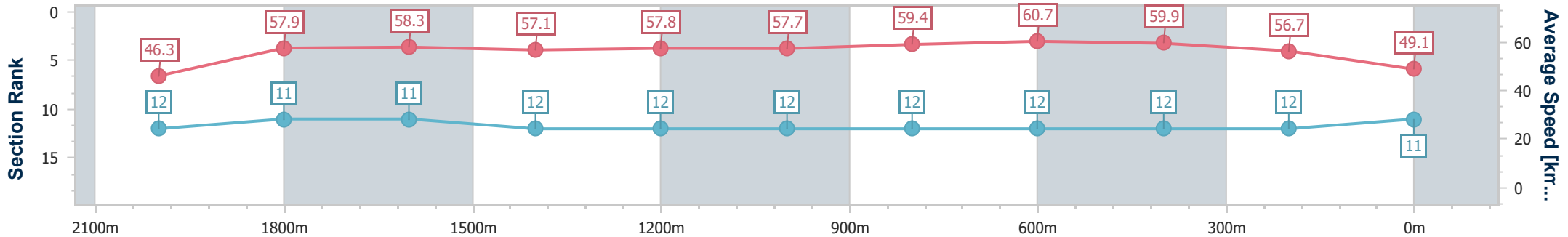
14 December 2024 - 12:16

Track Rating: Soft 7, Weather: Showers, Rail Position: +2m Entire



BRISBANE
RACING CLUB

Section	Overall	2000m	1800m	1600m	1400m	1200m	1000m	800m	600m	400m	200m
Section Times	2:22.67 [11] (0:16.03)	2:06.64 [12] (0:12.49)	1:54.15 [11] (0:12.50)	1:41.65 [11] (0:12.77)	1:28.88 [12] (0:12.45)	1:16.43 [12] (0:12.51)	1:03.92 [12] (0:12.28)	0:51.64 [12] (0:11.99)	0:39.65 [12] (0:12.23)	0:27.42 [12] (0:12.72)	0:14.70 [12] (0:14.70)
Average Speed [km/h]	46.3	57.9	58.3	57.1	57.8	57.7	59.4	60.7	59.9	56.7	49.1
Top Speed [km/h]	56.5	58.9	59.3	58.9	58.9	59.8	62.1	61.9	61.1	59.5	53.7
Avg. Dist. to Rail [m]	7.4	0.5	2.2	3.3	3.2	3.4	2.2	2.8	3.7	9.7	12.2
Avg. Stride Freq. [Hz]	2.1	2.2	2.3	2.2	2.3	2.3	2.3	2.3	2.4	2.4	2.2
Avg. Stride Length [m]	5.9	7.2	7.2	7.2	7.1	7.1	7.3	7.2	7.0	6.6	6.1



- [] Ranking at each section and finish
- .-.- No data available at this section
- NA No data available



Horse/Jockey Name	Orca
Final Rank	12
Fastest Section Time (Section)	0:11.99 (2000m)
Top Speed [km/h] (Section)	60.3 (2000m)
Race State	Finished



Eagle Farm QLD Professional
Race 1: SEASON GREETINGS FROM BRC BENCHMARK 68
Handicap - 2206m

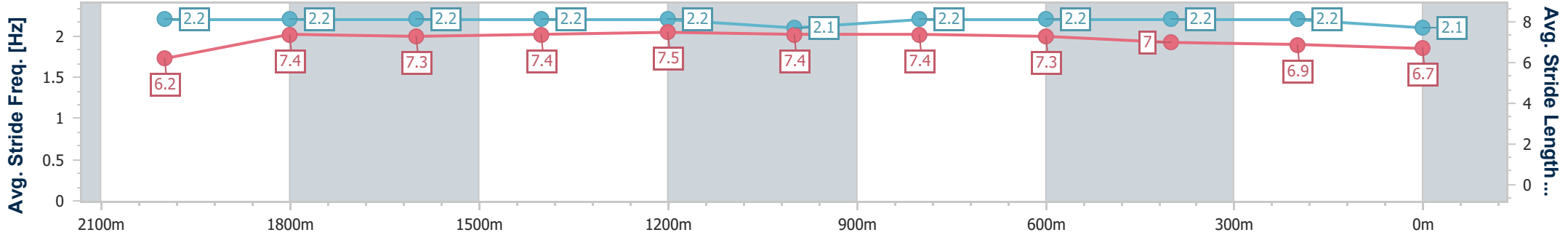
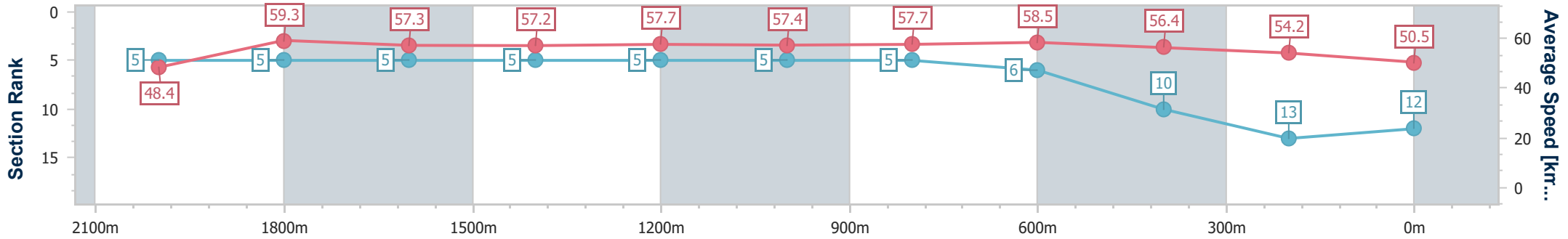
14 December 2024 - 12:16

Track Rating: Soft 7, Weather: Showers, Rail Position: +2m Entire



BRISBANE
RACING CLUB

Section	Overall	2000m	1800m	1600m	1400m	1200m	1000m	800m	600m	400m	200m
Section Times	2:22.80 [12] (0:15.27)	2:07.53 [5] (0:11.99)	1:55.54 [5] (0:12.61)	1:42.93 [5] (0:12.65)	1:30.28 [5] (0:12.50)	1:17.78 [5] (0:12.58)	1:05.20 [5] (0:12.54)	0:52.66 [5] (0:12.35)	0:40.31 [6] (0:12.65)	0:27.66 [10] (0:13.29)	0:14.37 [13] (0:14.37)
Average Speed [km/h]	48.4	59.3	57.3	57.2	57.7	57.4	57.7	58.5	56.4	54.2	50.5
Top Speed [km/h]	59.2	60.3	58.7	58.4	58.4	58.2	58.7	59.7	57.9	56.0	52.3
Avg. Dist. to Rail [m]	2.2	2.6	1.1	2.1	1.9	2.1	1.0	0.5	1.1	0.8	0.9
Avg. Stride Freq. [Hz]	2.2	2.2	2.2	2.2	2.2	2.1	2.2	2.2	2.2	2.2	2.1
Avg. Stride Length [m]	6.2	7.4	7.3	7.4	7.5	7.4	7.4	7.3	7.0	6.9	6.7



- [] Ranking at each section and finish
- .-.- No data available at this section
- NA No data available



Horse/Jockey Name	Zaynudin
Final Rank	13
Fastest Section Time (Section)	0:11.87 (800m)
Top Speed [km/h] (Section)	62.4 (800m)
Race State	Finished



Eagle Farm QLD Professional
Race 1: SEASON GREETINGS FROM BRC BENCHMARK 68
Handicap - 2206m

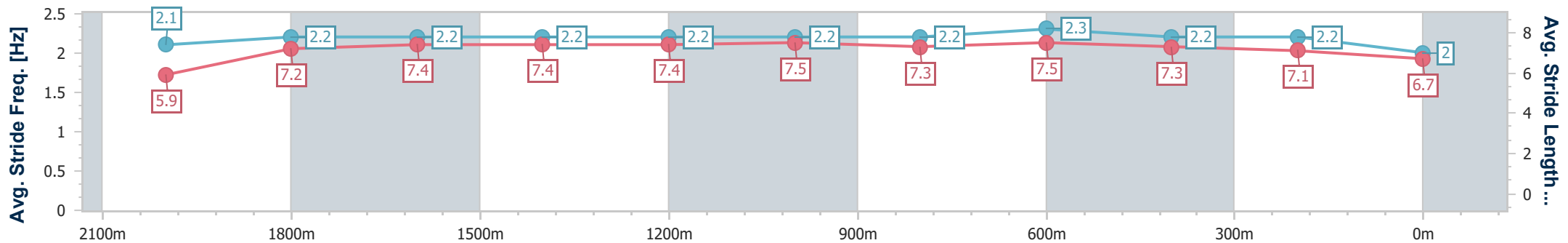
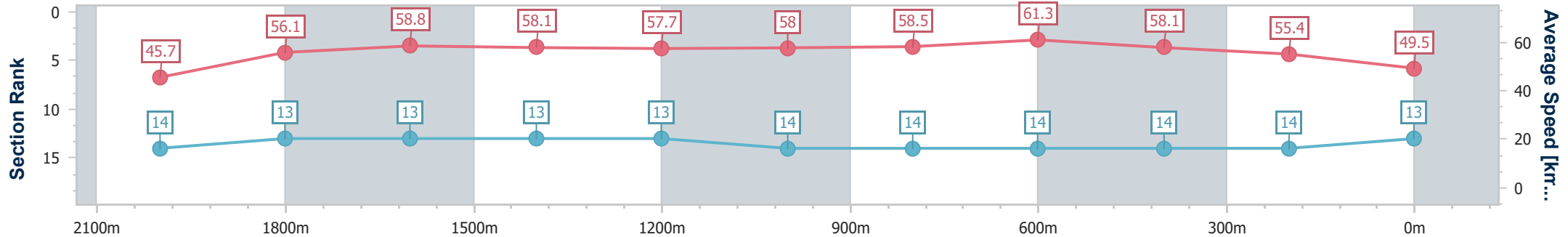
14 December 2024 - 12:16

Track Rating: Soft 7, Weather: Showers, Rail Position: +2m Entire



BRISBANE
RACING CLUB

Section	Overall	2000m	1800m	1600m	1400m	1200m	1000m	800m	600m	400m	200m
Section Times	2:23.48 [13] (0:16.30)	2:07.18 [14] (0:12.79)	1:54.39 [13] (0:12.37)	1:42.02 [13] (0:12.54)	1:29.48 [13] (0:12.51)	1:16.97 [13] (0:12.49)	1:04.48 [14] (0:12.52)	0:51.96 [14] (0:11.87)	0:40.09 [14] (0:12.50)	0:27.59 [14] (0:13.00)	0:14.59 [14] (0:14.59)
Average Speed [km/h]	45.7	56.1	58.8	58.1	57.7	58.0	58.5	61.3	58.1	55.4	49.5
Top Speed [km/h]	54.6	58.7	59.5	59.1	58.5	58.7	62.1	62.4	60.2	56.9	53.7
Avg. Dist. to Rail [m]	5.4	0.6	1.8	3.9	3.9	4.2	3.1	2.2	2.4	7.3	8.0
Avg. Stride Freq. [Hz]	2.1	2.2	2.2	2.2	2.2	2.2	2.2	2.3	2.2	2.2	2.0
Avg. Stride Length [m]	5.9	7.2	7.4	7.4	7.4	7.5	7.3	7.5	7.3	7.1	6.7



- [] Ranking at each section and finish
- .-.- No data available at this section
- NA No data available



Horse/Jockey Name	Victory Command
Final Rank	14
Fastest Section Time (Section)	0:12.22 (800m)
Top Speed [km/h] (Section)	59.9 (1000m)
Race State	Finished



Eagle Farm QLD Professional
Race 1: SEASON GREETINGS FROM BRC BENCHMARK 68
Handicap - 2206m

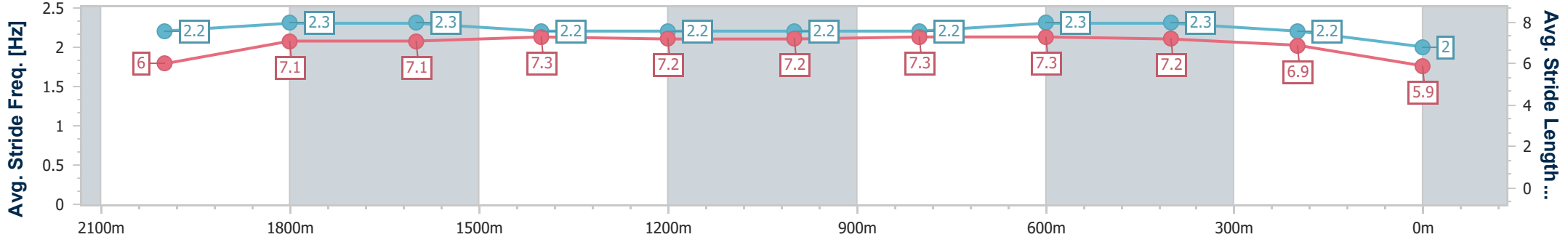
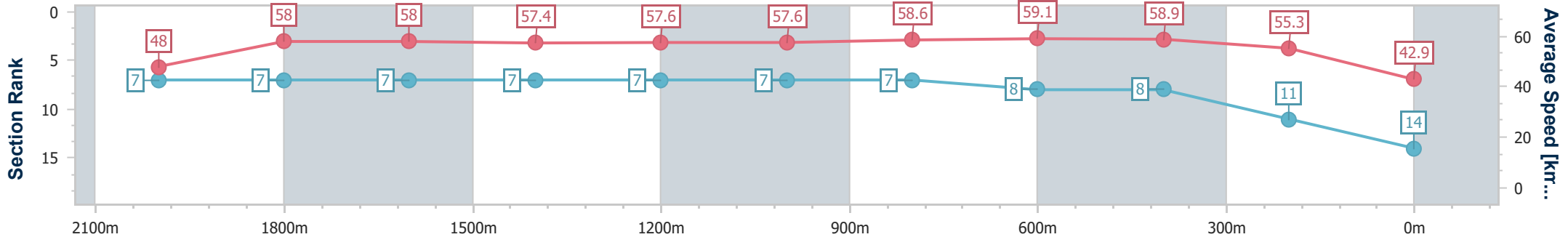
14 December 2024 - 12:16

Track Rating: Soft 7, Weather: Showers, Rail Position: +2m Entire



BRISBANE
RACING CLUB

Section	Overall	2000m	1800m	1600m	1400m	1200m	1000m	800m	600m	400m	200m
Section Times	2:24.74 [14] (0:15.44)	2:09.30 [7] (0:12.35)	1:56.95 [7] (0:12.49)	1:44.46 [7] (0:12.70)	1:31.76 [7] (0:12.51)	1:19.25 [7] (0:12.54)	1:06.71 [7] (0:12.42)	0:54.29 [7] (0:12.22)	0:42.07 [8] (0:12.28)	0:29.79 [8] (0:12.98)	0:16.81 [11] (0:16.81)
Average Speed [km/h]	48.0	58.0	58.0	57.4	57.6	57.6	58.6	59.1	58.9	55.3	42.9
Top Speed [km/h]	57.6	59.0	59.4	58.3	58.3	58.5	59.9	59.7	59.7	57.8	50.9
Avg. Dist. to Rail [m]	1.1	1.0	1.5	2.8	2.8	3.1	2.1	1.2	0.6	2.3	3.6
Avg. Stride Freq. [Hz]	2.2	2.3	2.3	2.2	2.2	2.2	2.2	2.3	2.3	2.2	2.0
Avg. Stride Length [m]	6.0	7.1	7.1	7.3	7.2	7.2	7.3	7.3	7.2	6.9	5.9



- [] Ranking at each section and finish
- .-.- No data available at this section
- NA No data available