



# Eagle Farm QLD Professional

## Race 1: SEASON GREETINGS FROM BRC BENCHMARK 68 Handicap - 2206m

14 December 2024 - 12:16



BRISBANE  
RACING CLUB

Track Rating: Soft 7, Weather: Showers, Rail Position: +2m Entire

Section														
Field Times	Overall	2000m	1800m	1600m	1400m	1200m	1000m	Last 600m						
	2:20.06 (0:14.69)	2:05.37 (0:11.71)	1:53.66 (0:12.66)	1:41.00 (0:12.57)	1:28.43 (0:12.34)	1:16.09 (0:12.59)	1:03.50 (0:12.61)	0:38.61						
Rank	TAB	Horse/Jockey	Barrier	Top Speed [km/h]	Fastest Section	Overall	2000m	1800m	1600m	1400m	1200m	1000m	Last 600m	Distance Travelled [m]
1	15	<b>NEW WORLD TAPESTRY</b> Georgina Cartwright	14	63.6	0:11.71 2000m	2:20.06 [1] (0:14.69)	2:05.37 [1] (0:11.71)	1:53.66 [1] (0:12.66)	1:41.00 [1] (0:12.57)	1:28.43 [1] (0:12.34)	1:16.09 [1] (0:12.59)	1:03.50 [1] (0:12.61)	0:38.61	
2	2	<b>AKROTIRI</b> Ron Stewart	12	61.8	0:12.04 Overall	2:20.08 [2] (0:14.74)	2:05.34 [2] (0:12.04)	1:53.30 [2] (0:12.69)	1:40.61 [3] (0:12.56)	1:28.05 [3] (0:12.43)	1:15.62 [2] (0:12.52)	1:03.10 [2] (0:12.63)	0:38.30	+3
3	4	<b>AIDEN</b> Michael Rodd	10	62.1	0:11.88 Overall	2:20.23 [3] (0:14.94)	2:05.29 [3] (0:11.88)	1:53.41 [3] (0:12.56)	1:40.85 [2] (0:12.58)	1:28.27 [2] (0:12.52)	1:15.75 [3] (0:12.60)	1:03.15 [3] (0:12.69)	0:38.31	-8
4	7	<b>SIMPLY REFUSE</b> Taylor Marshall	9	61.8	0:11.93 1000m	2:20.59 [4] (0:15.97)	2:04.62 [11] (0:12.76)	1:51.86 [12] (0:12.35)	1:39.51 [12] (0:12.61)	1:26.90 [11] (0:12.40)	1:14.50 [11] (0:12.45)	1:02.05 [11] (0:12.34)	0:37.78	-1
5	8	<b>THE IRISH</b> Boris Thornton	3	62.2	0:12.03 800m	2:20.68 [5] (0:15.69)	2:04.99 [9] (0:12.52)	1:52.47 [9] (0:12.57)	1:39.90 [9] (0:12.67)	1:27.23 [10] (0:12.43)	1:14.80 [10] (0:12.53)	1:02.27 [10] (0:12.34)	0:37.90	+5
6	13	<b>MONASTERY</b> Damien Thornton	5	61.2	0:12.08 800m	2:21.10 [6] (0:15.10)	2:06.00 [4] (0:12.08)	1:53.92 [4] (0:12.60)	1:41.32 [4] (0:12.58)	1:28.74 [4] (0:12.52)	1:16.22 [4] (0:12.57)	1:03.65 [4] (0:12.59)	0:38.92	+2
7	1	<b>BEDFORD SQUARE</b> Emily Lang	6	62.3	0:11.83 800m	2:21.18 [7] (0:16.18)	2:05.00 [13] (0:13.03)	1:51.97 [14] (0:12.36)	1:39.61 [14] (0:12.56)	1:27.05 [14] (0:12.44)	1:14.61 [14] (0:12.42)	1:02.19 [13] (0:12.39)	0:37.97	-3
8	3	<b>LUCKY EXCHANGE</b> Justin Huxtable	8	61.2	0:12.06 800m	2:21.33 [8] (0:15.42)	2:05.91 [6] (0:12.06)	1:53.85 [6] (0:12.64)	1:41.21 [6] (0:12.64)	1:28.57 [6] (0:12.52)	1:16.05 [6] (0:12.60)	1:03.45 [6] (0:12.46)	0:38.85	+3
9	17	<b>MAJESTIC ANGEL</b> Cejay Graham	7	61.6	0:12.16 1000m	2:21.53 [9] (0:15.59)	2:05.94 [8] (0:12.29)	1:53.65 [8] (0:12.65)	1:41.00 [8] (0:12.70)	1:28.30 [8] (0:12.52)	1:15.78 [9] (0:12.48)	1:03.30 [9] (0:12.32)	0:38.79	+3
10	5	<b>ALDEENAARY</b> Bailey Wheeler	2	61.1	0:12.11 800m	2:21.58 [10] (0:15.88)	2:05.70 [10] (0:12.62)	1:53.08 [10] (0:12.38)	1:40.70 [10] (0:12.45)	1:28.25 [9] (0:12.38)	1:15.87 [8] (0:12.49)	1:03.38 [8] (0:12.35)	0:38.92	+0

Scratched: Moszur (#6), Vermeer (#14), Trautman (#12), Bitofftheblarney (#10)

[ ] Ranking at each section and finish  
 -:-:- No data available at this section  
 NA No data available

SCN Saddle cloth number  
 DNF Did not finish  
 DNT Did not track



**Eagle Farm QLD Professional**  
**Race 1: SEASON GREETINGS FROM BRC BENCHMARK 68 Handicap - 2206m**  
**14 December 2024 - 12:16**



BRISBANE  
RACING CLUB

Track Rating: Soft 7, Weather: Showers, Rail Position: +2m Entire

Section	Overall	2000m	1800m	1600m	1400m	1200m	1000m	Last 600m						
Field Times	2:20.06 (0:14.69)	2:05.37 (0:11.71)	1:53.66 (0:12.66)	1:41.00 (0:12.57)	1:28.43 (0:12.34)	1:16.09 (0:12.59)	1:03.50 (0:12.61)	0:38.61						
Rank	TAB	Horse/Jockey	Barrier	Top Speed [km/h]	Fastest Section								Distance Travelled [m]	
11	16	<b>BILPA MOREA</b> Samantha Collett	13	62.1 1000m	0:11.99 800m	2:22.67 [11] (0:16.03)	2:06.64 [12] (0:12.49)	1:54.15 [11] (0:12.50)	1:41.65 [11] (0:12.77)	1:28.88 [12] (0:12.45)	1:16.43 [12] (0:12.51)	1:03.92 [12] (0:12.28)	0:39.65	+6
12	18	<b>ORCA</b> Tahlia Fenlon	4	60.3 2000m	0:11.99 2000m	2:22.80 [12] (0:15.27)	2:07.53 [5] (0:11.99)	1:55.54 [5] (0:12.61)	1:42.93 [5] (0:12.65)	1:30.28 [5] (0:12.50)	1:17.78 [5] (0:12.58)	1:05.20 [5] (0:12.54)	0:40.31	-9
13	11	<b>ZAYNUDIN</b> Noriyuki Masuda	11	62.4 800m	0:11.87 800m	2:23.48 [13] (0:16.30)	2:07.18 [14] (0:12.79)	1:54.39 [13] (0:12.37)	1:42.02 [13] (0:12.54)	1:29.48 [13] (0:12.51)	1:16.97 [13] (0:12.49)	1:04.48 [14] (0:12.52)	0:40.09	+4
14	9	<b>VICTORY COMMAND</b> Robbie Dolan	1	59.9 1000m	0:12.22 800m	2:24.74 [14] (0:15.44)	2:09.30 [7] (0:12.35)	1:56.95 [7] (0:12.49)	1:44.46 [7] (0:12.70)	1:31.76 [7] (0:12.51)	1:19.25 [7] (0:12.54)	1:06.71 [7] (0:12.42)	0:42.07	-3

Scratched: Moszur (#6), Vermeer (#14), Trautman (#12), Bitoftheblarney (#10)

[ ] Ranking at each section and finish  
 -:-:-:- No data available at this section  
 NA No data available

SCN Saddle cloth number  
 DNF Did not finish  
 DNT Did not track



# Eagle Farm QLD Professional

## Race 1: SEASON GREETINGS FROM BRC BENCHMARK 68 Handicap - 2206m

14 December 2024 - 12:16



BRISBANE  
RACING CLUB

Track Rating: Soft 7, Weather: Showers, Rail Position: +2m Entire

Section										Last 600m		
Field Times		800m	600m	400m	200m							
		0:50.89 (0:12.28)	0:38.61 (0:12.53)	0:26.08 (0:12.77)	0:13.31 (0:13.31)							0:38.61
Rank	TAB Horse/Jockey	Barrier	Top Speed [km/h]	Fastest Section					Margin	Distance Travelled [m]		
1	15 <b>NEW WORLD TAPESTRY</b> Georgina Cartwright	14	63.6 2000m	0:11.71 2000m	0:50.89 [1] (0:12.28)	0:38.61 [1] (0:12.53)	0:26.08 [1] (0:12.83)	0:13.25 [3] (0:13.25)	2:20.06	0:38.61		
2	2 <b>AKROTIRI</b> Ron Stewart	12	61.8 Overall	0:12.04 2000m	0:50.47 [2] (0:12.17)	0:38.30 [2] (0:12.38)	0:25.92 [3] (0:12.59)	0:13.33 [1] (0:13.33)	0.12L	0:38.30 +3		
3	4 <b>AIDEN</b> Michael Rodd	10	62.1 Overall	0:11.88 2000m	0:50.46 [3] (0:12.15)	0:38.31 [3] (0:12.22)	0:26.09 [2] (0:12.65)	0:13.44 [2] (0:13.44)	0.99L	0:38.31 -8		
4	7 <b>SIMPLY REFUSE</b> Taylor Marshall	9	61.8 1000m	0:11.93 800m	0:49.71 [11] (0:11.93)	0:37.78 [11] (0:12.07)	0:25.71 [6] (0:12.38)	0:13.33 [5] (0:13.33)	3.11L	0:37.78 -1		
5	8 <b>THE IRISH</b> Boris Thornton	3	62.2 800m	0:12.03 800m	0:49.93 [10] (0:12.03)	0:37.90 [10] (0:12.36)	0:25.54 [11] (0:12.32)	0:13.22 [7] (0:13.22)	3.67L	0:37.90 +5		
6	13 <b>MONASTERY</b> Damien Thornton	5	61.2 800m	0:12.08 2000m	0:51.06 [4] (0:12.14)	0:38.92 [4] (0:12.41)	0:26.51 [4] (0:12.66)	0:13.85 [4] (0:13.85)	6.13L	0:38.92 +2		
7	1 <b>BEDFORD SQUARE</b> Emily Lang	6	62.3 800m	0:11.83 800m	0:49.80 [13] (0:11.83)	0:37.97 [13] (0:12.16)	0:25.81 [13] (0:12.50)	0:13.31 [10] (0:13.31)	6.62L	0:37.97 -3		
8	3 <b>LUCKY EXCHANGE</b> Justin Huxtable	8	61.2 800m	0:12.06 2000m	0:50.99 [6] (0:12.14)	0:38.85 [5] (0:12.38)	0:26.47 [5] (0:12.52)	0:13.95 [6] (0:13.95)	7.51L	0:38.85 +3		
9	17 <b>MAJESTIC ANGEL</b> Cejay Graham	7	61.6 1000m	0:12.16 600m	0:50.98 [8] (0:12.19)	0:38.79 [9] (0:12.16)	0:26.63 [7] (0:12.71)	0:13.92 [8] (0:13.92)	8.69L	0:38.79 +3		
10	5 <b>ALDEENAARY</b> Bailey Wheeler	2	61.1 800m	0:12.11 800m	0:51.03 [9] (0:12.11)	0:38.92 [7] (0:12.38)	0:26.54 [9] (0:12.62)	0:13.92 [9] (0:13.92)	8.96L	0:38.92 +0		

Scratched: Moszur (#6), Vermeer (#14), Trautman (#12), Bitofftheblarney (#10)

Report Created: Sat 14 December 2024 13:33 GMT (Note: Timing is based on position data)

Page 3/18

[ ] Ranking at each section and finish  
 -:-:- No data available at this section  
 NA No data available

SCN Saddle cloth number  
 DNF Did not finish  
 DNT Did not track

data processed by TRIPLESDATA



**Eagle Farm QLD Professional**  
**Race 1: SEASON GREETINGS FROM BRC BENCHMARK 68 Handicap - 2206m**  
**14 December 2024 - 12:16**



Track Rating: Soft 7, Weather: Showers, Rail Position: +2m Entire

Section									Last 600m				
Field Times					800m	600m	400m	200m					
					0:50.89 (0:12.28)	0:38.61 (0:12.53)	0:26.08 (0:12.77)	0:13.31 (0:13.31)					0:38.61
Rank	TAB	Horse/Jockey	Barrier	Top Speed [km/h]	Fastest Section					Margin			
									Distance Travelled [m]				
11	16	<b>BILPA MOREA</b> Samantha Collett	13	62.1 1000m	0:11.99 800m	0:51.64 [12] (0:11.99)	0:39.65 [12] (0:12.23)	0:27.42 [12] (0:12.72)	0:14.70 [12] (0:14.70)	15.38L	0:39.65	+6	
12	18	<b>ORCA</b> Tahlia Fenlon	4	60.3 2000m	0:11.99 2000m	0:52.66 [5] (0:12.35)	0:40.31 [6] (0:12.65)	0:27.66 [10] (0:13.29)	0:14.37 [13] (0:14.37)	16.14L	0:40.31	-9	
13	11	<b>ZAYNUDIN</b> Noriyuki Masuda	11	62.4 800m	0:11.87 800m	0:51.96 [14] (0:11.87)	0:40.09 [14] (0:12.50)	0:27.59 [14] (0:13.00)	0:14.59 [14] (0:14.59)	20.12L	0:40.09	+4	
14	9	<b>VICTORY COMMAND</b> Robbie Dolan	1	59.9 1000m	0:12.22 800m	0:54.29 [7] (0:12.22)	0:42.07 [8] (0:12.28)	0:29.79 [8] (0:12.98)	0:16.81 [11] (0:16.81)	27.53L	0:42.07	-3	

Scratched: Moszur (#6), Vermeer (#14), Trautman (#12), Bitoftheblarney (#10)

[ ] Ranking at each section and finish  
 -:-:-:- No data available at this section  
 NA No data available

SCN Saddle cloth number  
 DNF Did not finish  
 DNT Did not track



Horse/Jockey Name	New World Tapestry
Final Rank	1
Fastest Section Time (Section)	0:11.71 (2000m)
Top Speed [km/h] (Section)	63.6 (2000m)
Race State	Finished



Eagle Farm QLD Professional  
Race 1: SEASON GREETINGS FROM BRC BENCHMARK 68  
Handicap - 2206m

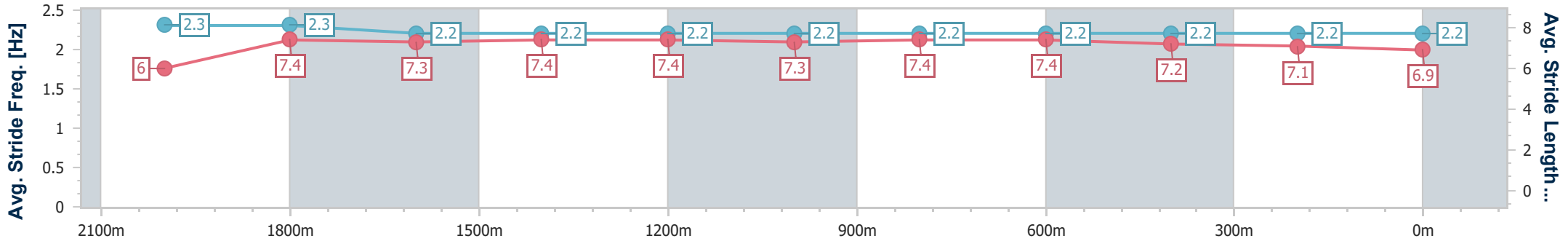
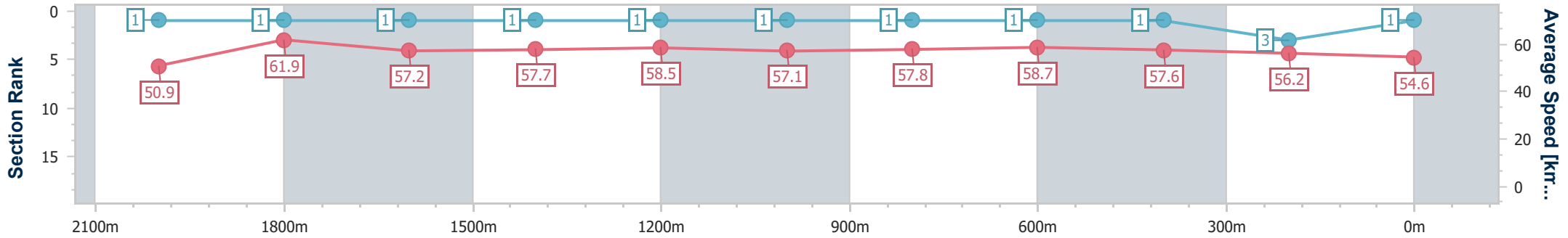
14 December 2024 - 12:16

Track Rating: Soft 7, Weather: Showers, Rail Position: +2m Entire



BRISBANE  
RACING CLUB

Section	Overall	2000m	1800m	1600m	1400m	1200m	1000m	800m	600m	400m	200m
Section Times	2:20.06 [1] (0:14.69)	2:05.37 [1] (0:11.71)	1:53.66 [1] (0:12.66)	1:41.00 [1] (0:12.57)	1:28.43 [1] (0:12.34)	1:16.09 [1] (0:12.59)	1:03.50 [1] (0:12.61)	0:50.89 [1] (0:12.28)	0:38.61 [1] (0:12.53)	0:26.08 [1] (0:12.83)	0:13.25 [3] (0:13.25)
Average Speed [km/h]	50.9	61.9	57.2	57.7	58.5	57.1	57.8	58.7	57.6	56.2	54.6
Top Speed [km/h]	62.8	63.6	58.7	58.6	59.2	58.6	59.1	59.7	58.4	56.7	55.6
Avg. Dist. to Rail [m]	11.3	1.2	1.2	1.8	1.8	2.0	1.7	0.9	0.3	0.9	1.0
Avg. Stride Freq. [Hz]	2.3	2.3	2.2	2.2	2.2	2.2	2.2	2.2	2.2	2.2	2.2
Avg. Stride Length [m]	6.0	7.4	7.3	7.4	7.4	7.3	7.4	7.4	7.2	7.1	6.9



- [ ] Ranking at each section and finish
- .-.- No data available at this section
- NA No data available



Horse/Jockey Name	Akrotiri
Final Rank	2
Fastest Section Time (Section)	0:12.04 (2000m)
Top Speed [km/h] (Section)	61.8 (Overall)
Race State	Finished



Eagle Farm QLD Professional  
Race 1: SEASON GREETINGS FROM BRC BENCHMARK 68  
Handicap - 2206m

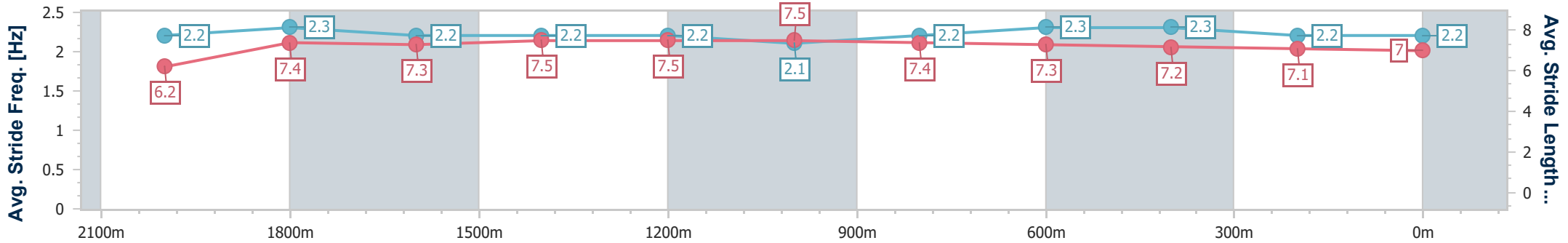
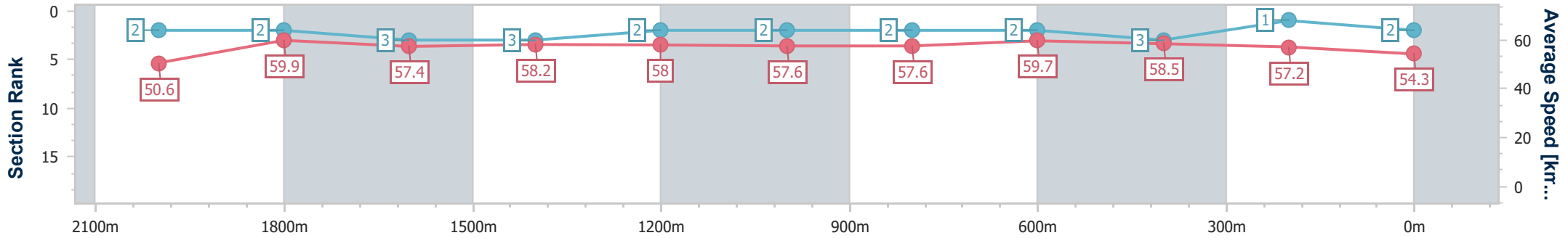


BRISBANE  
RACING CLUB

14 December 2024 - 12:16

Track Rating: Soft 7, Weather: Showers, Rail Position: +2m Entire

Section	Overall	2000m	1800m	1600m	1400m	1200m	1000m	800m	600m	400m	200m
Section Times	2:20.08 [2] (0:14.74)	2:05.34 [2] (0:12.04)	1:53.30 [2] (0:12.69)	1:40.61 [3] (0:12.56)	1:28.05 [3] (0:12.43)	1:15.62 [2] (0:12.52)	1:03.10 [2] (0:12.63)	0:50.47 [2] (0:12.17)	0:38.30 [2] (0:12.38)	0:25.92 [3] (0:12.59)	0:13.33 [1] (0:13.33)
Average Speed [km/h]	50.6	59.9	57.4	58.2	58.0	57.6	57.6	59.7	58.5	57.2	54.3
Top Speed [km/h]	61.8	61.8	58.9	58.8	58.5	58.2	58.9	60.7	60.2	58.3	55.9
Avg. Dist. to Rail [m]	7.8	0.8	2.7	3.9	3.8	2.1	1.7	2.0	1.2	2.3	3.5
Avg. Stride Freq. [Hz]	2.2	2.3	2.2	2.2	2.2	2.1	2.2	2.3	2.3	2.2	2.2
Avg. Stride Length [m]	6.2	7.4	7.3	7.5	7.5	7.5	7.4	7.3	7.2	7.1	7.0



- [ ] Ranking at each section and finish
- .-.- No data available at this section
- NA No data available



Horse/Jockey Name	Aiden
Final Rank	3
Fastest Section Time (Section)	0:11.88 (2000m)
Top Speed [km/h] (Section)	62.1 (Overall)
Race State	Finished



Eagle Farm QLD Professional  
Race 1: SEASON GREETINGS FROM BRC BENCHMARK 68  
Handicap - 2206m

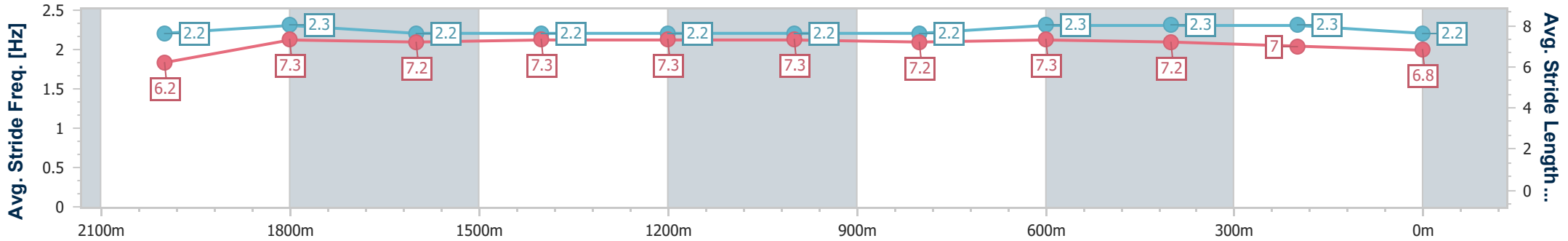
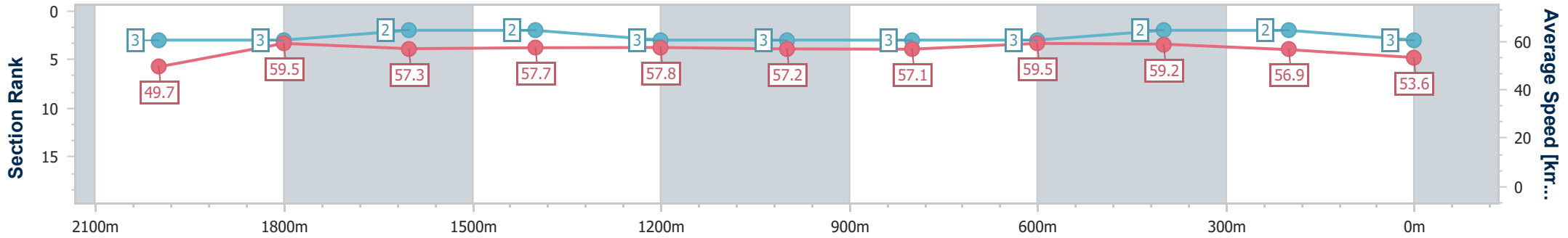
14 December 2024 - 12:16

Track Rating: Soft 7, Weather: Showers, Rail Position: +2m Entire



BRISBANE  
RACING CLUB

Section	Overall	2000m	1800m	1600m	1400m	1200m	1000m	800m	600m	400m	200m
Section Times	2:20.23 [3] (0:14.94)	2:05.29 [3] (0:11.88)	1:53.41 [3] (0:12.56)	1:40.85 [2] (0:12.58)	1:28.27 [2] (0:12.52)	1:15.75 [3] (0:12.60)	1:03.15 [3] (0:12.69)	0:50.46 [3] (0:12.15)	0:38.31 [3] (0:12.22)	0:26.09 [2] (0:12.65)	0:13.44 [2] (0:13.44)
Average Speed [km/h]	49.7	59.5	57.3	57.7	57.8	57.2	57.1	59.5	59.2	56.9	53.6
Top Speed [km/h]	62.1	60.7	58.8	58.5	58.1	57.6	58.0	60.3	60.6	59.0	55.2
Avg. Dist. to Rail [m]	4.6	4.0	1.4	2.9	3.2	3.6	1.7	0.7	0.6	3.6	3.3
Avg. Stride Freq. [Hz]	2.2	2.3	2.2	2.2	2.2	2.2	2.2	2.3	2.3	2.3	2.2
Avg. Stride Length [m]	6.2	7.3	7.2	7.3	7.3	7.3	7.2	7.3	7.2	7.0	6.8



- [ ] Ranking at each section and finish
- .-.- No data available at this section
- NA No data available



Horse/Jockey Name	Simply Refuse
Final Rank	4
Fastest Section Time (Section)	0:11.93 (800m)
Top Speed [km/h] (Section)	61.8 (1000m)
Race State	Finished

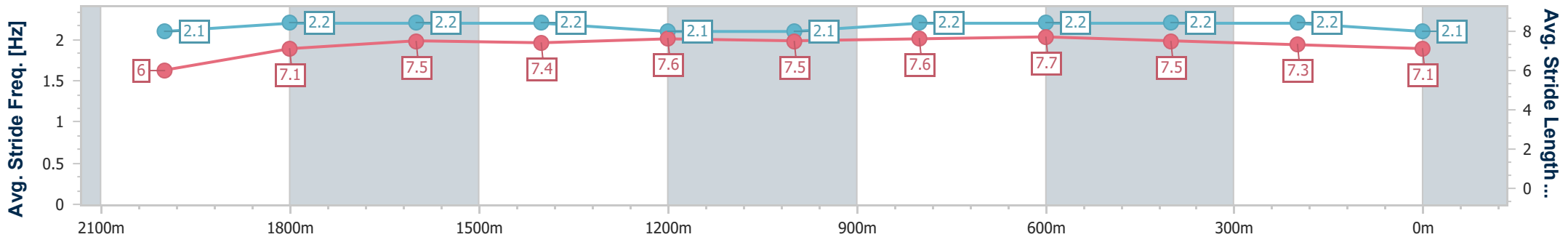
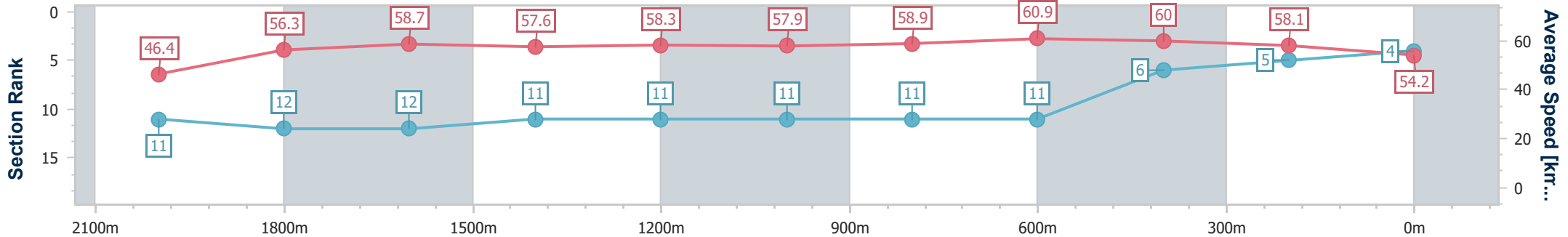


Eagle Farm QLD Professional  
 Race 1: SEASON GREETINGS FROM BRC BENCHMARK 68  
 Handicap - 2206m  
 14 December 2024 - 12:16  
 Track Rating: Soft 7, Weather: Showers, Rail Position: +2m Entire



BRISBANE  
RACING CLUB

Section	Overall	2000m	1800m	1600m	1400m	1200m	1000m	800m	600m	400m	200m
Section Times	2:20.59 [4] (0:15.97)	2:04.62 [11] (0:12.76)	1:51.86 [12] (0:12.35)	1:39.51 [12] (0:12.61)	1:26.90 [11] (0:12.40)	1:14.50 [11] (0:12.45)	1:02.05 [11] (0:12.34)	0:49.71 [11] (0:11.93)	0:37.78 [11] (0:12.07)	0:25.71 [6] (0:12.38)	0:13.33 [5] (0:13.33)
Average Speed [km/h]	46.4	56.3	58.7	57.6	58.3	57.9	58.9	60.9	60.0	58.1	54.2
Top Speed [km/h]	55.5	58.7	59.5	58.8	59.3	59.9	61.8	61.7	61.1	59.8	56.5
Avg. Dist. to Rail [m]	3.7	0.5	1.2	2.7	3.0	3.0	2.2	1.6	1.6	5.6	6.9
Avg. Stride Freq. [Hz]	2.1	2.2	2.2	2.2	2.1	2.1	2.2	2.2	2.2	2.2	2.1
Avg. Stride Length [m]	6.0	7.1	7.5	7.4	7.6	7.5	7.6	7.7	7.5	7.3	7.1



- [ ] Ranking at each section and finish
- .-.- No data available at this section
- NA No data available





Horse/Jockey Name	The Irish
Final Rank	5
Fastest Section Time (Section)	0:12.03 (800m)
Top Speed [km/h] (Section)	62.2 (800m)
Race State	Finished



Eagle Farm QLD Professional  
 Race 1: SEASON GREETINGS FROM BRC BENCHMARK 68  
 Handicap - 2206m

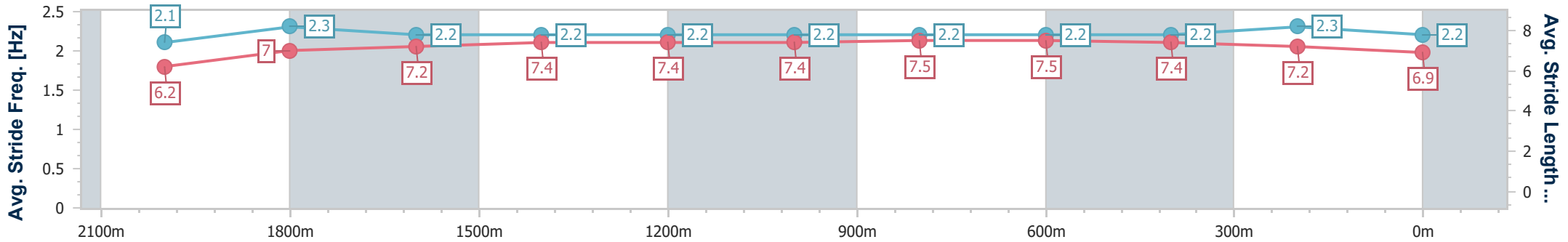
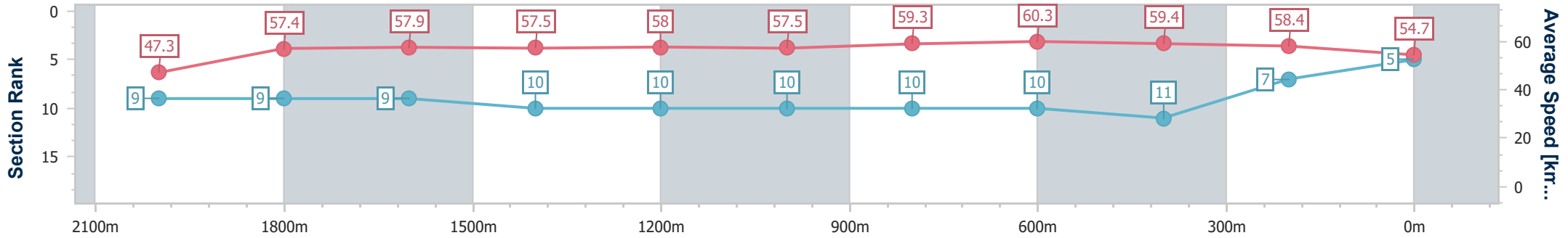
14 December 2024 - 12:16

Track Rating: Soft 7, Weather: Showers, Rail Position: +2m Entire



BRISBANE  
 RACING CLUB

Section	Overall	2000m	1800m	1600m	1400m	1200m	1000m	800m	600m	400m	200m
Section Times	2:20.68 [5] (0:15.69)	2:04.99 [9] (0:12.52)	1:52.47 [9] (0:12.57)	1:39.90 [9] (0:12.67)	1:27.23 [10] (0:12.43)	1:14.80 [10] (0:12.53)	1:02.27 [10] (0:12.34)	0:49.93 [10] (0:12.03)	0:37.90 [10] (0:12.36)	0:25.54 [11] (0:12.32)	0:13.22 [7] (0:13.22)
Average Speed [km/h]	47.3	57.4	57.9	57.5	58.0	57.5	59.3	60.3	59.4	58.4	54.7
Top Speed [km/h]	57.0	59.5	59.5	59.1	58.8	58.9	61.4	62.2	61.5	59.4	57.4
Avg. Dist. to Rail [m]	2.0	0.7	2.0	3.5	3.5	3.5	2.6	2.2	3.6	2.6	3.3
Avg. Stride Freq. [Hz]	2.1	2.3	2.2	2.2	2.2	2.2	2.2	2.2	2.2	2.3	2.2
Avg. Stride Length [m]	6.2	7.0	7.2	7.4	7.4	7.4	7.5	7.5	7.4	7.2	6.9



- [ ] Ranking at each section and finish
- .-.- No data available at this section
- NA No data available



Horse/Jockey Name	Monastery
Final Rank	6
Fastest Section Time (Section)	0:12.08 (2000m)
Top Speed [km/h] (Section)	61.2 (800m)
Race State	Finished



Eagle Farm QLD Professional  
Race 1: SEASON GREETINGS FROM BRC BENCHMARK 68  
Handicap - 2206m

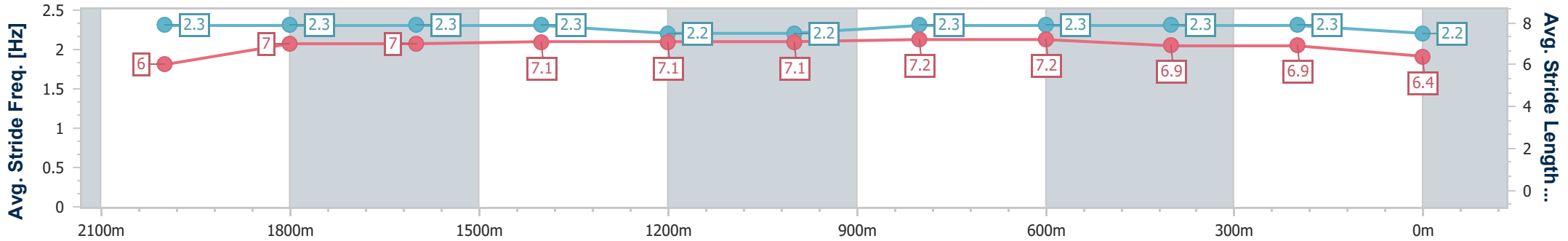
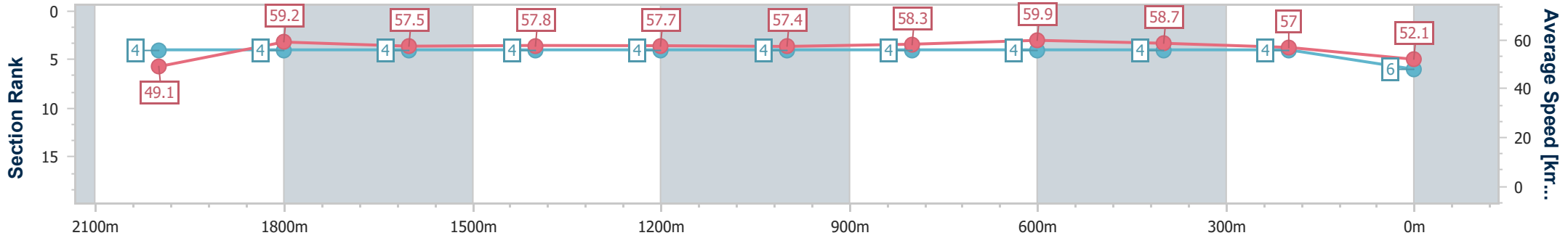
14 December 2024 - 12:16

Track Rating: Soft 7, Weather: Showers, Rail Position: +2m Entire



BRISBANE  
RACING CLUB

Section	Overall	2000m	1800m	1600m	1400m	1200m	1000m	800m	600m	400m	200m
Section Times	2:21.10 [6] (0:15.10)	2:06.00 [4] (0:12.08)	1:53.92 [4] (0:12.60)	1:41.32 [4] (0:12.58)	1:28.74 [4] (0:12.52)	1:16.22 [4] (0:12.57)	1:03.65 [4] (0:12.59)	0:51.06 [4] (0:12.14)	0:38.92 [4] (0:12.41)	0:26.51 [4] (0:12.66)	0:13.85 [4] (0:13.85)
Average Speed [km/h]	49.1	59.2	57.5	57.8	57.7	57.4	58.3	59.9	58.7	57.0	52.1
Top Speed [km/h]	58.9	59.8	59.0	58.4	58.3	58.3	59.2	61.2	59.5	57.9	54.9
Avg. Dist. to Rail [m]	2.1	0.9	1.0	3.3	3.7	4.1	3.4	2.7	2.1	4.9	6.1
Avg. Stride Freq. [Hz]	2.3	2.3	2.3	2.3	2.2	2.2	2.3	2.3	2.3	2.3	2.2
Avg. Stride Length [m]	6.0	7.0	7.0	7.1	7.1	7.1	7.2	7.2	6.9	6.9	6.4



- [ ] Ranking at each section and finish
- .-.- No data available at this section
- NA No data available



Horse/Jockey Name	Bedford Square
Final Rank	7
Fastest Section Time (Section)	0:11.83 (800m)
Top Speed [km/h] (Section)	62.3 (800m)
Race State	Finished



Eagle Farm QLD Professional  
 Race 1: SEASON GREETINGS FROM BRC BENCHMARK 68  
 Handicap - 2206m

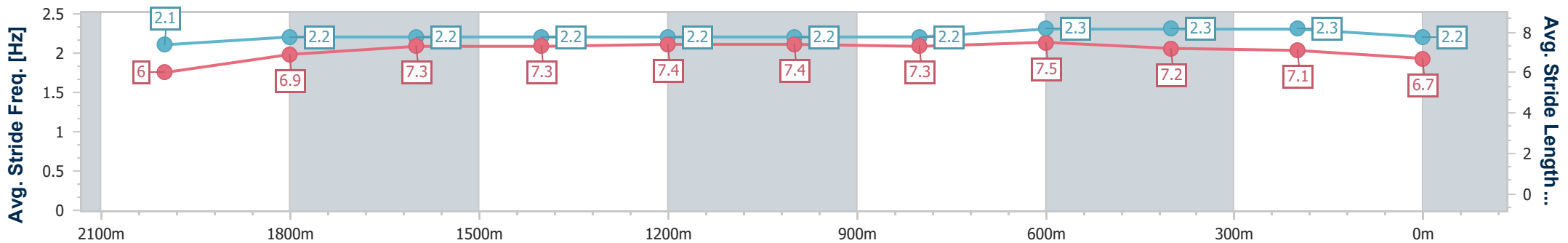
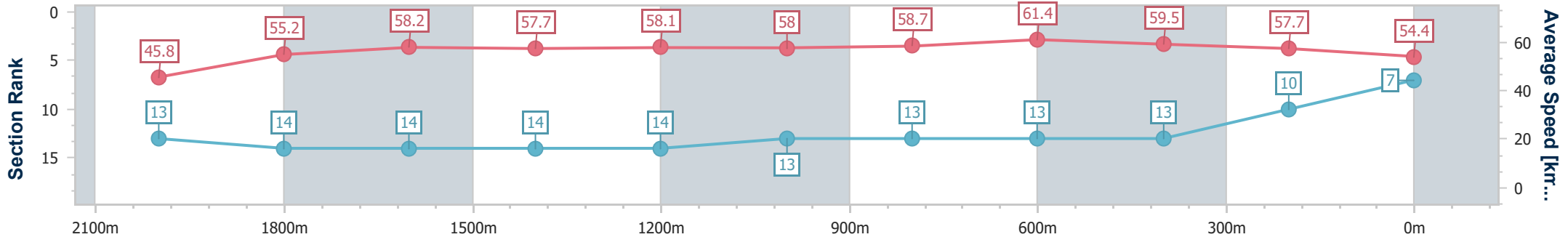


BRISBANE  
 RACING CLUB

14 December 2024 - 12:16

Track Rating: Soft 7, Weather: Showers, Rail Position: +2m Entire

Section	Overall	2000m	1800m	1600m	1400m	1200m	1000m	800m	600m	400m	200m
Section Times	2:21.18 [7] (0:16.18)	2:05.00 [13] (0:13.03)	1:51.97 [14] (0:12.36)	1:39.61 [14] (0:12.56)	1:27.05 [14] (0:12.44)	1:14.61 [14] (0:12.42)	1:02.19 [13] (0:12.39)	0:49.80 [13] (0:11.83)	0:37.97 [13] (0:12.16)	0:25.81 [13] (0:12.50)	0:13.31 [10] (0:13.31)
Average Speed [km/h]	45.8	55.2	58.2	57.7	58.1	58.0	58.7	61.4	59.5	57.7	54.4
Top Speed [km/h]	56.2	57.4	59.5	59.3	58.9	58.9	62.3	62.3	60.4	58.9	56.6
Avg. Dist. to Rail [m]	2.7	1.1	0.7	2.0	2.3	3.0	2.1	1.4	1.3	7.8	11.8
Avg. Stride Freq. [Hz]	2.1	2.2	2.2	2.2	2.2	2.2	2.2	2.3	2.3	2.3	2.2
Avg. Stride Length [m]	6.0	6.9	7.3	7.3	7.4	7.4	7.3	7.5	7.2	7.1	6.7



- [ ] Ranking at each section and finish
- .-.- No data available at this section
- NA No data available



Horse/Jockey Name	Lucky Exchange
Final Rank	8
Fastest Section Time (Section)	0:12.06 (2000m)
Top Speed [km/h] (Section)	61.2 (800m)
Race State	Finished



Eagle Farm QLD Professional  
Race 1: SEASON GREETINGS FROM BRC BENCHMARK 68  
Handicap - 2206m

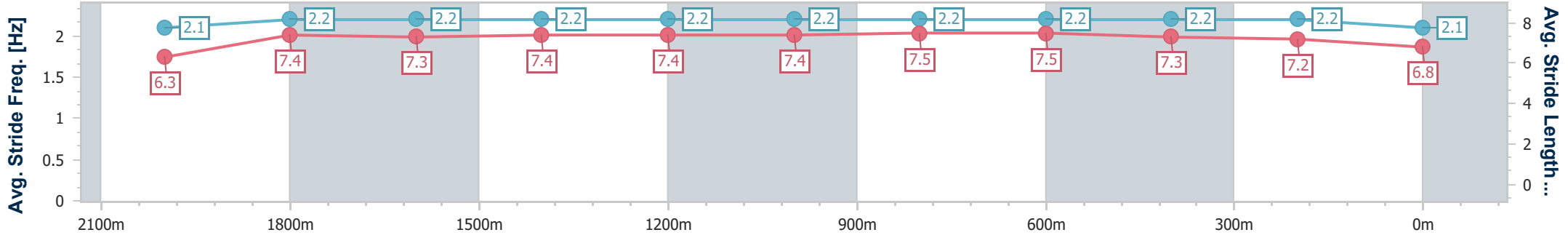
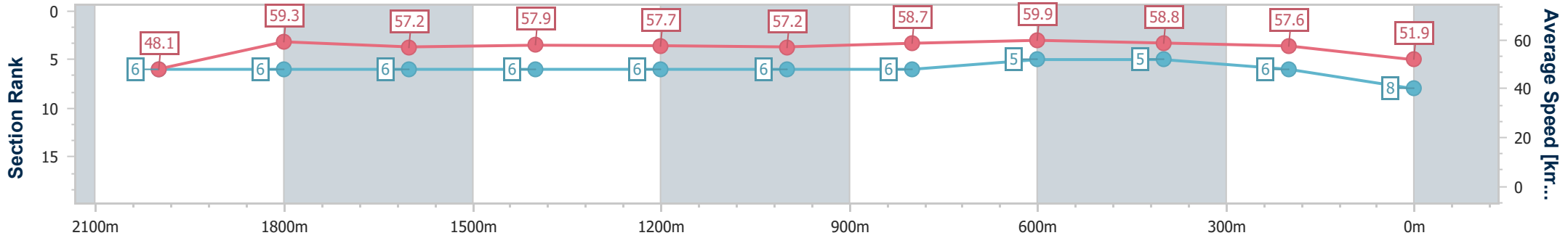


BRISBANE  
RACING CLUB

14 December 2024 - 12:16

Track Rating: Soft 7, Weather: Showers, Rail Position: +2m Entire

Section	Overall	2000m	1800m	1600m	1400m	1200m	1000m	800m	600m	400m	200m
Section Times	2:21.33 [8] (0:15.42)	2:05.91 [6] (0:12.06)	1:53.85 [6] (0:12.64)	1:41.21 [6] (0:12.64)	1:28.57 [6] (0:12.52)	1:16.05 [6] (0:12.60)	1:03.45 [6] (0:12.46)	0:50.99 [6] (0:12.14)	0:38.85 [5] (0:12.38)	0:26.47 [5] (0:12.52)	0:13.95 [6] (0:13.95)
Average Speed [km/h]	48.1	59.3	57.2	57.9	57.7	57.2	58.7	59.9	58.8	57.6	51.9
Top Speed [km/h]	59.0	60.1	58.8	58.4	58.6	58.6	60.1	61.2	60.2	59.4	55.2
Avg. Dist. to Rail [m]	3.7	1.7	1.4	3.7	3.9	3.8	3.0	2.5	2.7	5.8	6.6
Avg. Stride Freq. [Hz]	2.1	2.2	2.2	2.2	2.2	2.2	2.2	2.2	2.2	2.2	2.1
Avg. Stride Length [m]	6.3	7.4	7.3	7.4	7.4	7.4	7.5	7.5	7.3	7.2	6.8



- [ ] Ranking at each section and finish
- .-.- No data available at this section
- NA No data available



Horse/Jockey Name	Majestic Angel
Final Rank	9
Fastest Section Time (Section)	0:12.16 (600m)
Top Speed [km/h] (Section)	61.6 (1000m)
Race State	Finished



Eagle Farm QLD Professional  
Race 1: SEASON GREETINGS FROM BRC BENCHMARK 68  
Handicap - 2206m

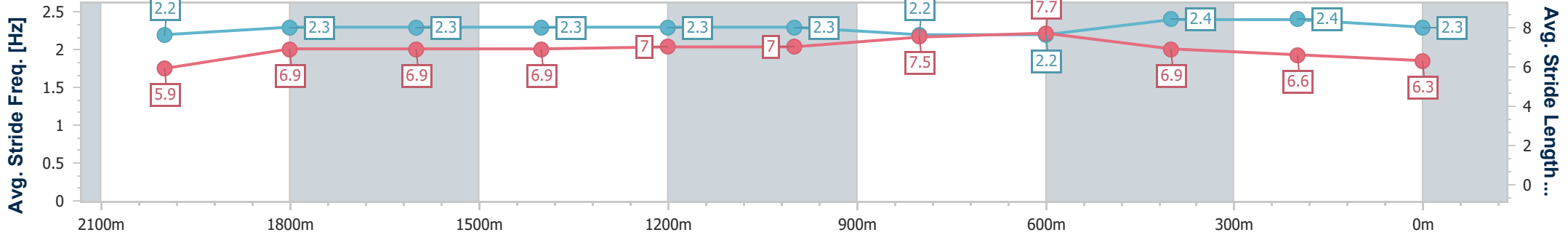
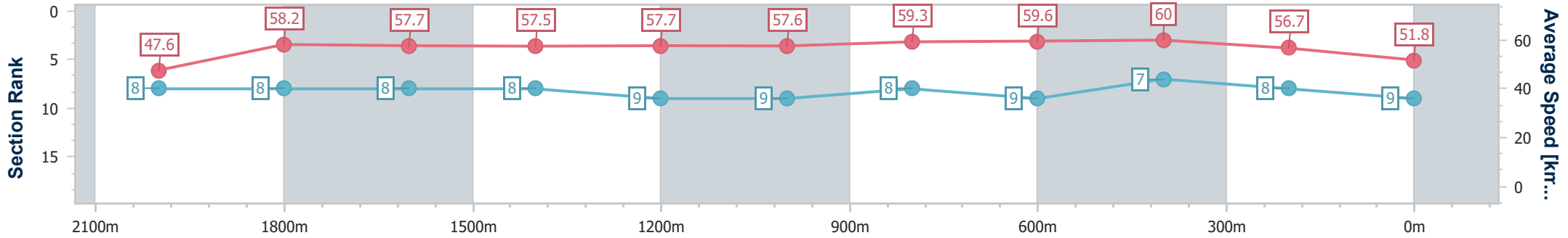
14 December 2024 - 12:16

Track Rating: Soft 7, Weather: Showers, Rail Position: +2m Entire



BRISBANE  
RACING CLUB

Section	Overall	2000m	1800m	1600m	1400m	1200m	1000m	800m	600m	400m	200m
Section Times	2:21.53 [9] (0:15.59)	2:05.94 [8] (0:12.29)	1:53.65 [8] (0:12.65)	1:41.00 [8] (0:12.70)	1:28.30 [8] (0:12.52)	1:15.78 [9] (0:12.48)	1:03.30 [9] (0:12.32)	0:50.98 [8] (0:12.19)	0:38.79 [9] (0:12.16)	0:26.63 [7] (0:12.71)	0:13.92 [8] (0:13.92)
Average Speed [km/h]	47.6	58.2	57.7	57.5	57.7	57.6	59.3	59.6	60.0	56.7	51.8
Top Speed [km/h]	56.7	60.1	59.9	58.9	59.5	59.4	61.6	60.9	61.0	59.7	54.4
Avg. Dist. to Rail [m]	3.0	0.8	2.3	4.0	4.4	4.2	2.0	2.0	3.1	8.5	9.7
Avg. Stride Freq. [Hz]	2.2	2.3	2.3	2.3	2.3	2.3	2.2	2.2	2.4	2.4	2.3
Avg. Stride Length [m]	5.9	6.9	6.9	6.9	7.0	7.0	7.5	7.7	6.9	6.6	6.3



- [ ] Ranking at each section and finish
- .-.- No data available at this section
- NA No data available



Horse/Jockey Name	Aldeenaary
Final Rank	10
Fastest Section Time (Section)	0:12.11 (800m)
Top Speed [km/h] (Section)	61.1 (800m)
Race State	Finished



Eagle Farm QLD Professional  
 Race 1: SEASON GREETINGS FROM BRC BENCHMARK 68  
 Handicap - 2206m

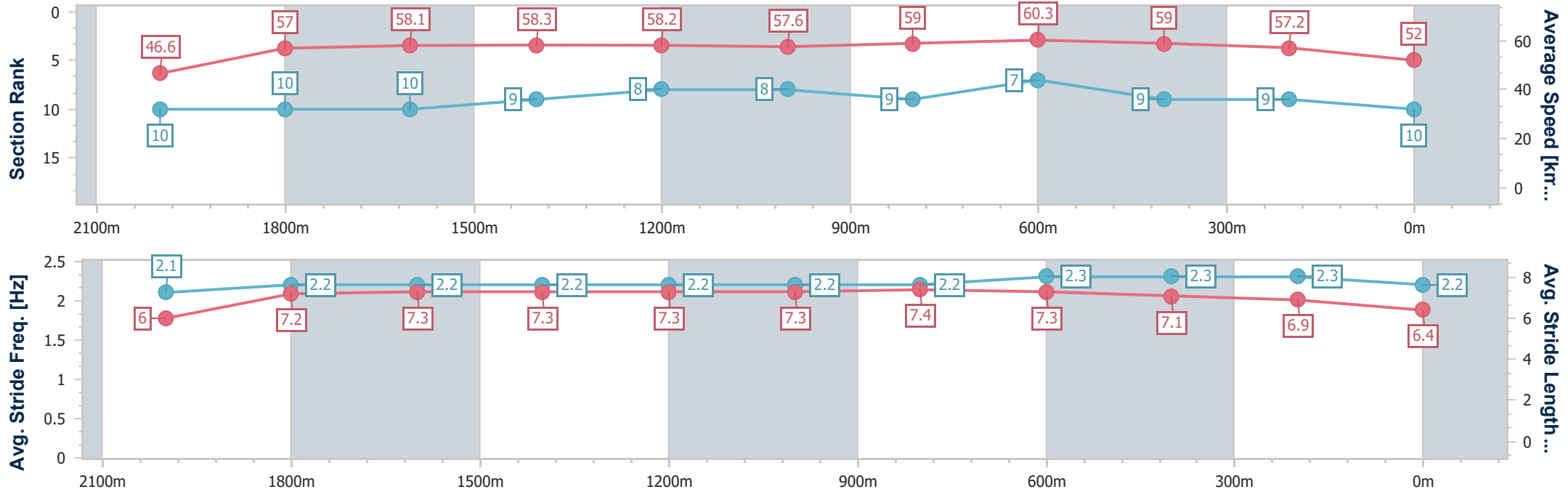


BRISBANE  
 RACING CLUB

14 December 2024 - 12:16

Track Rating: Soft 7, Weather: Showers, Rail Position: +2m Entire

Section	Overall	2000m	1800m	1600m	1400m	1200m	1000m	800m	600m	400m	200m
Section Times	2:21.58 [10] (0:15.88)	2:05.70 [10] (0:12.62)	1:53.08 [10] (0:12.38)	1:40.70 [10] (0:12.45)	1:28.25 [9] (0:12.38)	1:15.87 [8] (0:12.49)	1:03.38 [8] (0:12.35)	0:51.03 [9] (0:12.11)	0:38.92 [7] (0:12.38)	0:26.54 [9] (0:12.62)	0:13.92 [9] (0:13.92)
Average Speed [km/h]	46.6	57.0	58.1	58.3	58.2	57.6	59.0	60.3	59.0	57.2	52.0
Top Speed [km/h]	55.4	58.7	59.1	59.6	59.3	58.8	60.6	61.1	60.6	58.9	54.6
Avg. Dist. to Rail [m]	0.8	0.8	0.5	1.7	2.2	2.7	2.2	2.7	3.2	8.4	10.3
Avg. Stride Freq. [Hz]	2.1	2.2	2.2	2.2	2.2	2.2	2.2	2.3	2.3	2.3	2.2
Avg. Stride Length [m]	6.0	7.2	7.3	7.3	7.3	7.3	7.4	7.3	7.1	6.9	6.4



- [ ] Ranking at each section and finish
- .-.- No data available at this section
- NA No data available



Horse/Jockey Name	Bilpa Morea
Final Rank	11
Fastest Section Time (Section)	0:11.99 (800m)
Top Speed [km/h] (Section)	62.1 (1000m)
Race State	Finished



Eagle Farm QLD Professional  
Race 1: SEASON GREETINGS FROM BRC BENCHMARK 68  
Handicap - 2206m

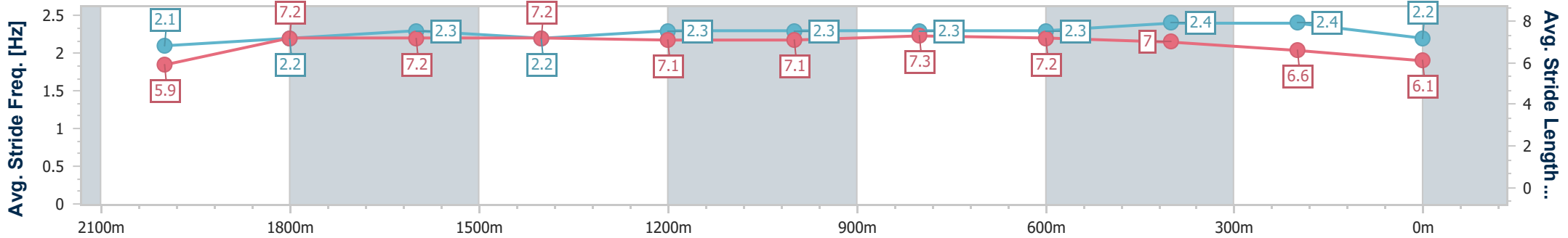
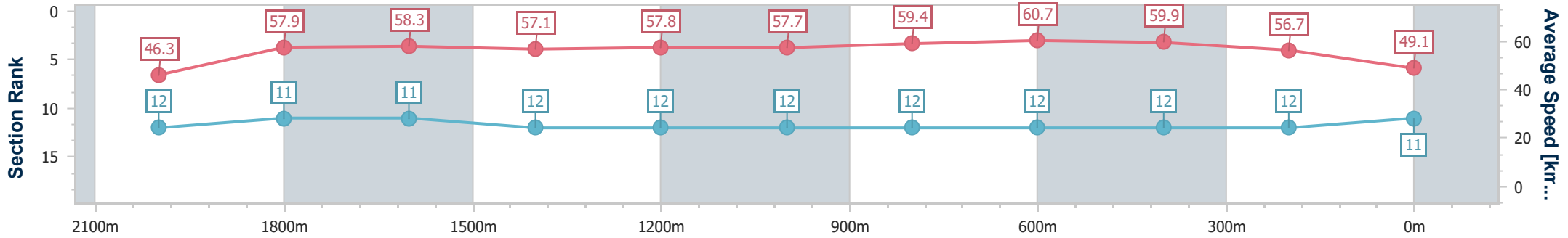


BRISBANE  
RACING CLUB

14 December 2024 - 12:16

Track Rating: Soft 7, Weather: Showers, Rail Position: +2m Entire

Section	Overall	2000m	1800m	1600m	1400m	1200m	1000m	800m	600m	400m	200m
Section Times	2:22.67 [11] (0:16.03)	2:06.64 [12] (0:12.49)	1:54.15 [11] (0:12.50)	1:41.65 [11] (0:12.77)	1:28.88 [12] (0:12.45)	1:16.43 [12] (0:12.51)	1:03.92 [12] (0:12.28)	0:51.64 [12] (0:11.99)	0:39.65 [12] (0:12.23)	0:27.42 [12] (0:12.72)	0:14.70 [12] (0:14.70)
Average Speed [km/h]	46.3	57.9	58.3	57.1	57.8	57.7	59.4	60.7	59.9	56.7	49.1
Top Speed [km/h]	56.5	58.9	59.3	58.9	58.9	59.8	62.1	61.9	61.1	59.5	53.7
Avg. Dist. to Rail [m]	7.4	0.5	2.2	3.3	3.2	3.4	2.2	2.8	3.7	9.7	12.2
Avg. Stride Freq. [Hz]	2.1	2.2	2.3	2.2	2.3	2.3	2.3	2.3	2.4	2.4	2.2
Avg. Stride Length [m]	5.9	7.2	7.2	7.2	7.1	7.1	7.3	7.2	7.0	6.6	6.1



- [ ] Ranking at each section and finish
- .-.- No data available at this section
- NA No data available



Horse/Jockey Name	Orca
Final Rank	12
Fastest Section Time (Section)	0:11.99 (2000m)
Top Speed [km/h] (Section)	60.3 (2000m)
Race State	Finished



Eagle Farm QLD Professional  
Race 1: SEASON GREETINGS FROM BRC BENCHMARK 68  
Handicap - 2206m

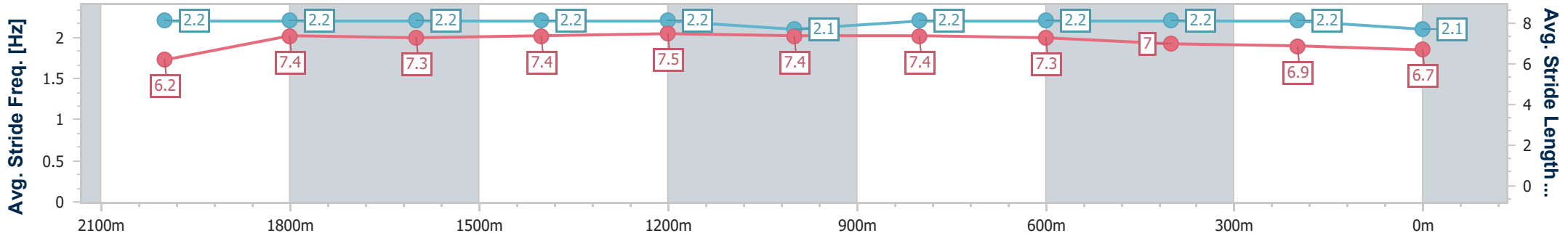
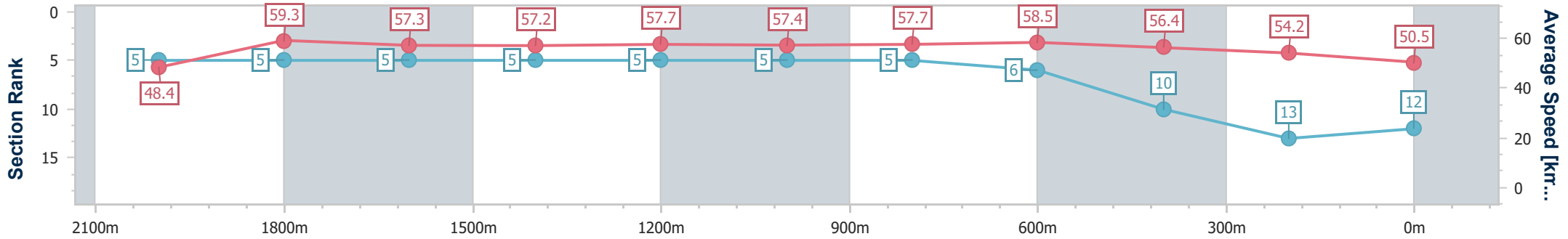
14 December 2024 - 12:16

Track Rating: Soft 7, Weather: Showers, Rail Position: +2m Entire



BRISBANE  
RACING CLUB

Section	Overall	2000m	1800m	1600m	1400m	1200m	1000m	800m	600m	400m	200m
Section Times	2:22.80 [12] (0:15.27)	2:07.53 [5] (0:11.99)	1:55.54 [5] (0:12.61)	1:42.93 [5] (0:12.65)	1:30.28 [5] (0:12.50)	1:17.78 [5] (0:12.58)	1:05.20 [5] (0:12.54)	0:52.66 [5] (0:12.35)	0:40.31 [6] (0:12.65)	0:27.66 [10] (0:13.29)	0:14.37 [13] (0:14.37)
Average Speed [km/h]	48.4	59.3	57.3	57.2	57.7	57.4	57.7	58.5	56.4	54.2	50.5
Top Speed [km/h]	59.2	60.3	58.7	58.4	58.4	58.2	58.7	59.7	57.9	56.0	52.3
Avg. Dist. to Rail [m]	2.2	2.6	1.1	2.1	1.9	2.1	1.0	0.5	1.1	0.8	0.9
Avg. Stride Freq. [Hz]	2.2	2.2	2.2	2.2	2.2	2.1	2.2	2.2	2.2	2.2	2.1
Avg. Stride Length [m]	6.2	7.4	7.3	7.4	7.5	7.4	7.4	7.3	7.0	6.9	6.7



- [ ] Ranking at each section and finish
- .-.- No data available at this section
- NA No data available





Horse/Jockey Name	Zaynudin
Final Rank	13
Fastest Section Time (Section)	0:11.87 (800m)
Top Speed [km/h] (Section)	62.4 (800m)
Race State	Finished



Eagle Farm QLD Professional  
Race 1: SEASON GREETINGS FROM BRC BENCHMARK 68  
Handicap - 2206m

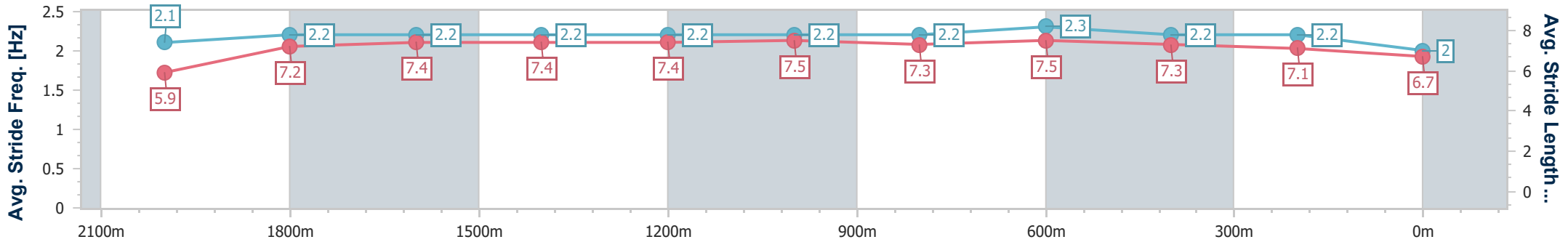
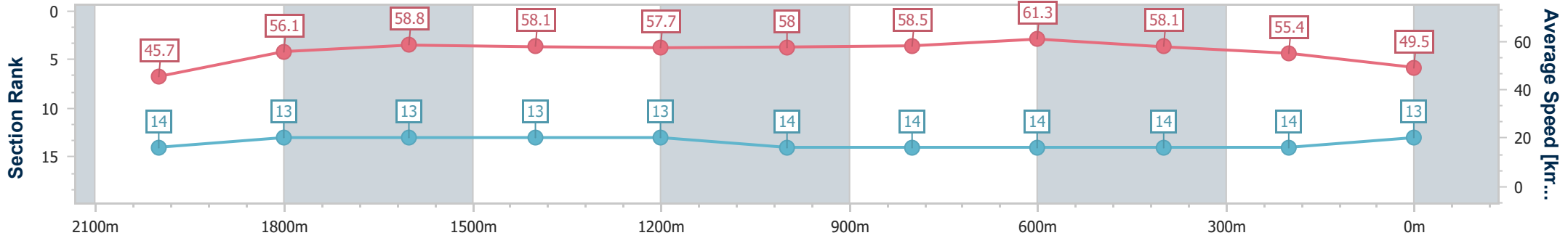
14 December 2024 - 12:16

Track Rating: Soft 7, Weather: Showers, Rail Position: +2m Entire



BRISBANE  
RACING CLUB

Section	Overall	2000m	1800m	1600m	1400m	1200m	1000m	800m	600m	400m	200m
Section Times	2:23.48 [13] (0:16.30)	2:07.18 [14] (0:12.79)	1:54.39 [13] (0:12.37)	1:42.02 [13] (0:12.54)	1:29.48 [13] (0:12.51)	1:16.97 [13] (0:12.49)	1:04.48 [14] (0:12.52)	0:51.96 [14] (0:11.87)	0:40.09 [14] (0:12.50)	0:27.59 [14] (0:13.00)	0:14.59 [14] (0:14.59)
Average Speed [km/h]	45.7	56.1	58.8	58.1	57.7	58.0	58.5	61.3	58.1	55.4	49.5
Top Speed [km/h]	54.6	58.7	59.5	59.1	58.5	58.7	62.1	62.4	60.2	56.9	53.7
Avg. Dist. to Rail [m]	5.4	0.6	1.8	3.9	3.9	4.2	3.1	2.2	2.4	7.3	8.0
Avg. Stride Freq. [Hz]	2.1	2.2	2.2	2.2	2.2	2.2	2.2	2.3	2.2	2.2	2.0
Avg. Stride Length [m]	5.9	7.2	7.4	7.4	7.4	7.5	7.3	7.5	7.3	7.1	6.7



- [ ] Ranking at each section and finish
- .-.- No data available at this section
- NA No data available



Horse/Jockey Name	Victory Command
Final Rank	14
Fastest Section Time (Section)	0:12.22 (800m)
Top Speed [km/h] (Section)	59.9 (1000m)
Race State	Finished

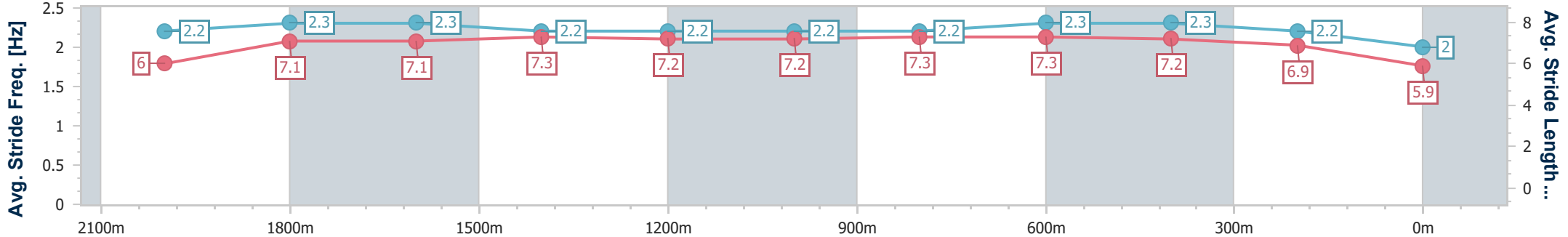
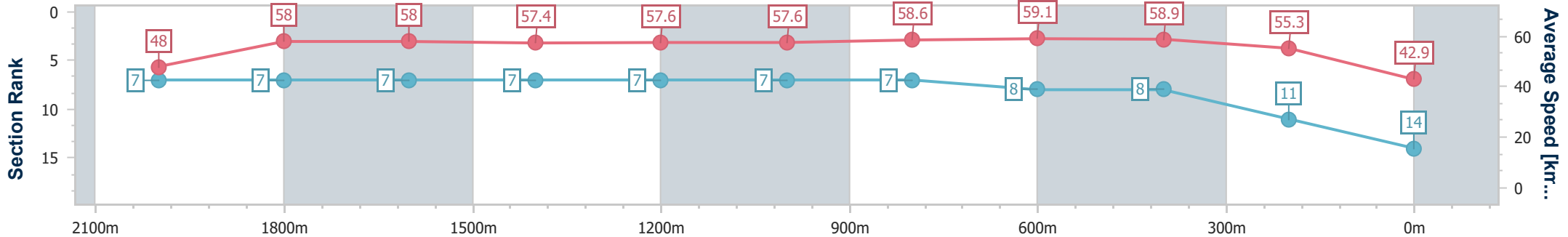


Eagle Farm QLD Professional  
 Race 1: SEASON GREETINGS FROM BRC BENCHMARK 68  
 Handicap - 2206m  
 14 December 2024 - 12:16  
 Track Rating: Soft 7, Weather: Showers, Rail Position: +2m Entire



BRISBANE  
 RACING CLUB

Section	Overall	2000m	1800m	1600m	1400m	1200m	1000m	800m	600m	400m	200m
Section Times	2:24.74 [14] (0:15.44)	2:09.30 [7] (0:12.35)	1:56.95 [7] (0:12.49)	1:44.46 [7] (0:12.70)	1:31.76 [7] (0:12.51)	1:19.25 [7] (0:12.54)	1:06.71 [7] (0:12.42)	0:54.29 [7] (0:12.22)	0:42.07 [8] (0:12.28)	0:29.79 [8] (0:12.98)	0:16.81 [11] (0:16.81)
Average Speed [km/h]	48.0	58.0	58.0	57.4	57.6	57.6	58.6	59.1	58.9	55.3	42.9
Top Speed [km/h]	57.6	59.0	59.4	58.3	58.3	58.5	59.9	59.7	59.7	57.8	50.9
Avg. Dist. to Rail [m]	1.1	1.0	1.5	2.8	2.8	3.1	2.1	1.2	0.6	2.3	3.6
Avg. Stride Freq. [Hz]	2.2	2.3	2.3	2.2	2.2	2.2	2.2	2.3	2.3	2.2	2.0
Avg. Stride Length [m]	6.0	7.1	7.1	7.3	7.2	7.2	7.3	7.3	7.2	6.9	5.9



- [ ] Ranking at each section and finish
- .-.- No data available at this section
- NA No data available



# Eagle Farm QLD Professional

## Race 2: BRC MEMBERSHIP PLUS BENCHMARK 78 Handicap - 1600m

14 December 2024 - 13:01



BRISBANE  
RACING CLUB

Track Rating: Heavy 8, Weather: Showers, Rail Position: +2m Entire

Section		Overall	1400m	1200m	1000m	800m	600m	400m	Last 600m				
Field Times		1:38.49 (0:13.68)	1:24.81 (0:11.22)	1:13.59 (0:12.36)	1:01.23 (0:12.97)	0:48.26 (0:12.39)	0:35.87 (0:11.82)	0:24.05 (0:11.73)	0:35.87				
Rank	TAB Horse/Jockey	Barrier	Top Speed [km/h]	Fastest Section									Distance Travelled [m]
1	10 <b>QUEEN AIR</b> Angela Jones	8	64.4 400m	0:11.36 400m	1:38.49 [1] (0:14.33)	1:24.16 [7] (0:11.62)	1:12.54 [8] (0:12.40)	1:00.14 [7] (0:12.84)	0:47.30 [7] (0:12.14)	0:35.16 [7] (0:11.82)	0:23.34 [7] (0:11.36)	0:35.16	
2	5 <b>SKYFORGER</b> Les Tilley	7	67.3 1400m	0:11.26 1400m	1:38.57 [2] (0:13.73)	1:24.84 [4] (0:11.26)	1:13.58 [2] (0:12.49)	1:01.09 [2] (0:12.80)	0:48.29 [2] (0:12.34)	0:35.95 [1] (0:11.82)	0:24.13 [1] (0:11.73)	0:35.95	+1
3	8 <b>IVERSON</b> Vlad Duric	9	67.0 400m	0:11.22 400m	1:38.67 [3] (0:14.34)	1:24.33 [8] (0:11.54)	1:12.79 [7] (0:12.48)	1:00.31 [8] (0:12.98)	0:47.33 [9] (0:12.35)	0:34.98 [9] (0:11.62)	0:23.36 [9] (0:11.22)	0:34.98	+5
4	1 <b>KRONENBOURG</b> Emily Lang	1	63.7 400m	0:11.49 400m	1:38.74 [4] (0:14.02)	1:24.72 [5] (0:11.63)	1:13.09 [6] (0:12.39)	1:00.70 [5] (0:12.89)	0:47.81 [5] (0:12.20)	0:35.61 [5] (0:11.80)	0:23.81 [4] (0:11.49)	0:35.61	-3
5	4 <b>CLYDE</b> Boris Thornton	4	63.6 1400m	0:11.46 400m	1:39.04 [5] (0:14.09)	1:24.95 [6] (0:11.56)	1:13.39 [5] (0:12.48)	1:00.91 [6] (0:12.85)	0:48.06 [6] (0:12.23)	0:35.83 [6] (0:11.82)	0:24.01 [6] (0:11.46)	0:35.83	+2
6	7 <b>AERIAL DANCER</b> Ron Stewart	3	65.5 Overall	0:11.52 1400m	1:39.12 [6] (0:13.68)	1:25.44 [1] (0:11.52)	1:13.92 [3] (0:12.54)	1:01.38 [4] (0:12.76)	0:48.62 [3] (0:12.31)	0:36.31 [3] (0:11.84)	0:24.47 [2] (0:11.65)	0:36.31	+2
7	6 <b>BINDING</b> Samantha Collett	2	65.1 Overall	0:11.56 1400m	1:39.82 [7] (0:13.70)	1:26.12 [3] (0:11.56)	1:14.56 [4] (0:12.37)	1:02.19 [3] (0:12.91)	0:49.28 [4] (0:12.40)	0:36.88 [4] (0:11.99)	0:24.89 [4] (0:11.86)	0:36.88	-1
8	9 <b>NAVAL SEAL</b> Andrew Mallyon	5	64.9 1400m	0:11.41 400m	1:39.88 [8] (0:14.52)	1:25.36 [9] (0:11.46)	1:13.90 [9] (0:12.48)	1:01.42 [9] (0:12.83)	0:48.59 [8] (0:12.09)	0:36.50 [8] (0:11.79)	0:24.71 [8] (0:11.41)	0:36.50	+2
9	3 <b>BEAUTANTES</b> Noel Callow	6	67.0 1400m	0:11.21 1400m	1:40.54 [9] (0:13.69)	1:26.85 [2] (0:11.21)	1:15.64 [1] (0:12.36)	1:03.28 [1] (0:12.97)	0:50.31 [1] (0:12.49)	0:37.82 [2] (0:11.97)	0:25.85 [3] (0:12.05)	0:37.82	+2

Scratched: Disney Castle (#13), Harbourmaster (#11), Original Glaze (#12), Logan Street Lion (#2)



# Eagle Farm QLD Professional

## Race 2: BRC MEMBERSHIP PLUS BENCHMARK 78 Handicap - 1600m

14 December 2024 - 13:01



BRISBANE  
RACING CLUB

Track Rating: Heavy 8, Weather: Showers, Rail Position: +2m Entire

Section				200m				Last 600m	
Field Times				0:12.32 (0:12.32)				0:35.87	
Rank	TAB	Horse/Jockey	Barrier	Top Speed [km/h]	Fastest Section	Margin			Distance Travelled [m]
1	10	<b>QUEEN AIR</b> Angela Jones	8	64.4 400m	0:11.36 400m	0:11.98 [5] (0:11.98)	1:38.49		0:35.16
2	5	<b>SKYFORGER</b> Les Tilley	7	67.3 1400m	0:11.26 1400m	0:12.40 [1] (0:12.40)	0.48L		0:35.95 +1
3	8	<b>IVERSON</b> Vlad Duric	9	67.0 400m	0:11.22 400m	0:12.14 [6] (0:12.14)	1.06L		0:34.98 +5
4	1	<b>KRONENBOURG</b> Emily Lang	1	63.7 400m	0:11.49 400m	0:12.32 [3] (0:12.32)	1.46L		0:35.61 -3
5	4	<b>CLYDE</b> Boris Thornton	4	63.6 1400m	0:11.46 400m	0:12.55 [4] (0:12.55)	3.27L		0:35.83 +2
6	7	<b>AERIAL DANCER</b> Ron Stewart	3	65.5 Overall	0:11.52 1400m	0:12.82 [2] (0:12.82)	3.73L		0:36.31 +2
7	6	<b>BINDING</b> Samantha Collett	2	65.1 Overall	0:11.56 1400m	0:13.03 [9] (0:13.03)	7.84L		0:36.88 -1
8	9	<b>NAVAL SEAL</b> Andrew Mallyon	5	64.9 1400m	0:11.41 400m	0:13.30 [7] (0:13.30)	8.17L		0:36.50 +2
9	3	<b>BEAUTANTES</b> Noel Callow	6	67.0 1400m	0:11.21 1400m	0:13.80 [8] (0:13.80)	12.08L		0:37.82 +2

Scratched: Disney Castle (#13), Harbourmaster (#11), Original Glaze (#12), Logan Street Lion (#2)



Horse/Jockey Name	Queen Air
Final Rank	1
Fastest Section Time (Section)	0:11.36 (400m)
Top Speed [km/h] (Section)	64.4 (400m)
Race State	Finished



Eagle Farm QLD Professional  
Race 2: BRC MEMBERSHIP PLUS BENCHMARK 78 Handicap - 1600m

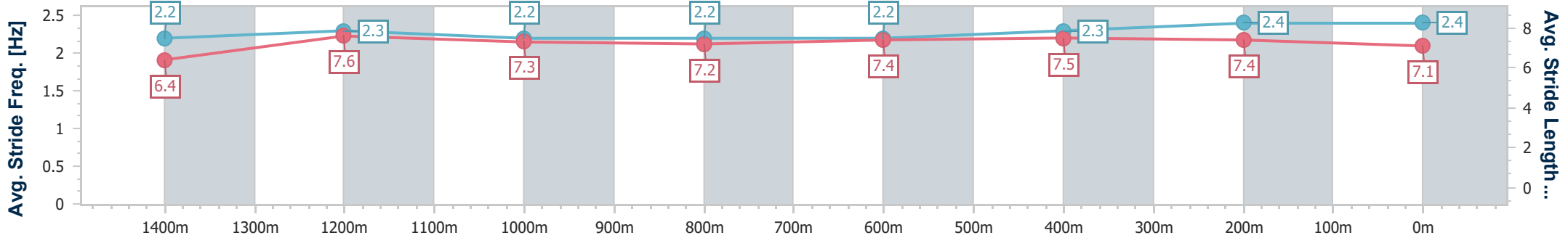
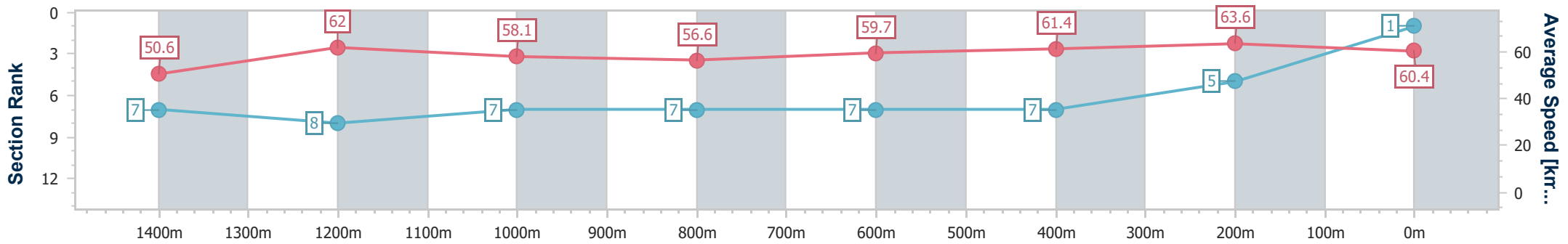


14 December 2024 - 13:01

BRISBANE RACING CLUB

Track Rating: Heavy 8, Weather: Showers, Rail Position: +2m Entire

Section	Overall	1400m	1200m	1000m	800m	600m	400m	200m
Section Times	1:38.49 [1] (0:14.33)	1:24.16 [7] (0:11.62)	1:12.54 [8] (0:12.40)	1:00.14 [7] (0:12.84)	0:47.30 [7] (0:12.14)	0:35.16 [7] (0:11.82)	0:23.34 [7] (0:11.36)	0:11.98 [5] (0:11.98)
Average Speed [km/h]	50.6	62.0	58.1	56.6	59.7	61.4	63.6	60.4
Top Speed [km/h]	64.0	64.3	60.1	58.9	60.5	62.8	64.4	62.8
Avg. Dist. to Rail [m]	12.5	2.6	2.3	1.6	1.0	2.0	7.6	10.3
Avg. Stride Freq. [Hz]	2.2	2.3	2.2	2.2	2.2	2.3	2.4	2.4
Avg. Stride Length [m]	6.4	7.6	7.3	7.2	7.4	7.5	7.4	7.1



- [ ] Ranking at each section and finish
- .-.- No data available at this section
- NA No data available



Horse/Jockey Name	Skyforger
Final Rank	2
Fastest Section Time (Section)	0:11.26 (1400m)
Top Speed [km/h] (Section)	67.3 (1400m)
Race State	Finished



Eagle Farm QLD Professional  
Race 2: BRC MEMBERSHIP PLUS BENCHMARK 78 Handicap - 1600m

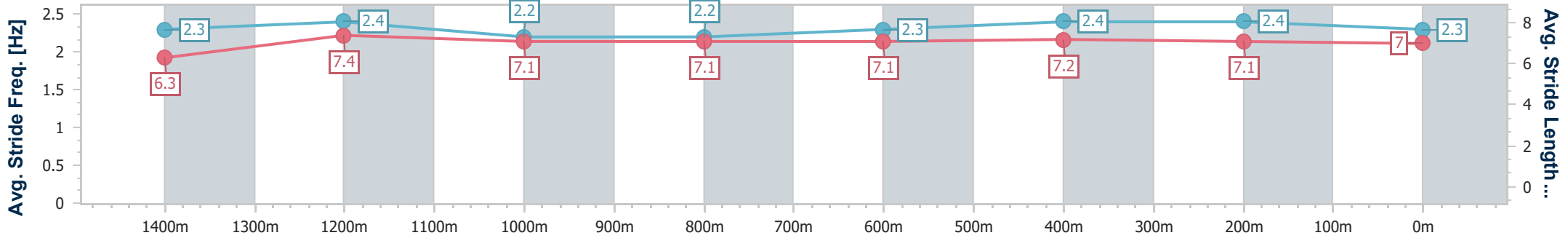
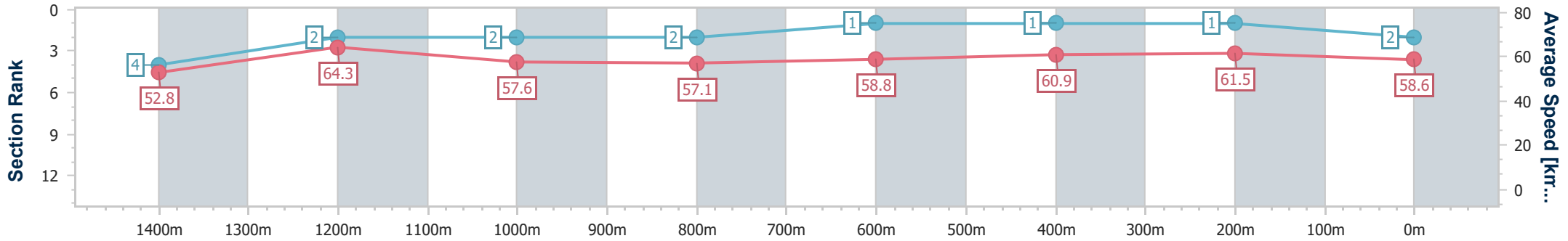


14 December 2024 - 13:01

BRISBANE RACING CLUB

Track Rating: Heavy 8, Weather: Showers, Rail Position: +2m Entire

Section	Overall	1400m	1200m	1000m	800m	600m	400m	200m
Section Times	1:38.57 [2] (0:13.73)	1:24.84 [4] (0:11.26)	1:13.58 [2] (0:12.49)	1:01.09 [2] (0:12.80)	0:48.29 [2] (0:12.34)	0:35.95 [1] (0:11.82)	0:24.13 [1] (0:11.73)	0:12.40 [1] (0:12.40)
Average Speed [km/h]	52.8	64.3	57.6	57.1	58.8	60.9	61.5	58.6
Top Speed [km/h]	66.2	67.3	60.2	58.1	60.0	62.6	62.7	60.5
Avg. Dist. to Rail [m]	12.6	4.6	3.0	2.6	1.7	0.6	2.3	3.7
Avg. Stride Freq. [Hz]	2.3	2.4	2.2	2.2	2.3	2.4	2.4	2.3
Avg. Stride Length [m]	6.3	7.4	7.1	7.1	7.1	7.2	7.1	7.0



- [ ] Ranking at each section and finish
- .-.- No data available at this section
- NA No data available



Horse/Jockey Name	Iverson
Final Rank	3
Fastest Section Time (Section)	0:11.22 (400m)
Top Speed [km/h] (Section)	67.0 (400m)
Race State	Finished



Eagle Farm QLD Professional  
Race 2: BRC MEMBERSHIP PLUS BENCHMARK 78 Handicap - 1600m

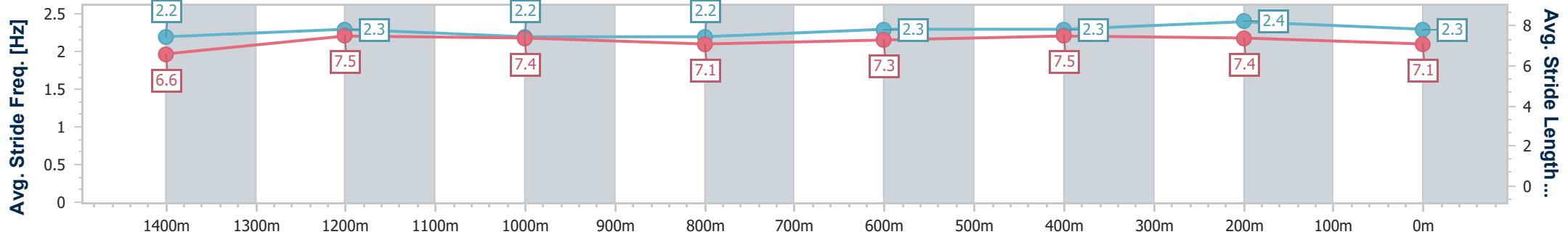
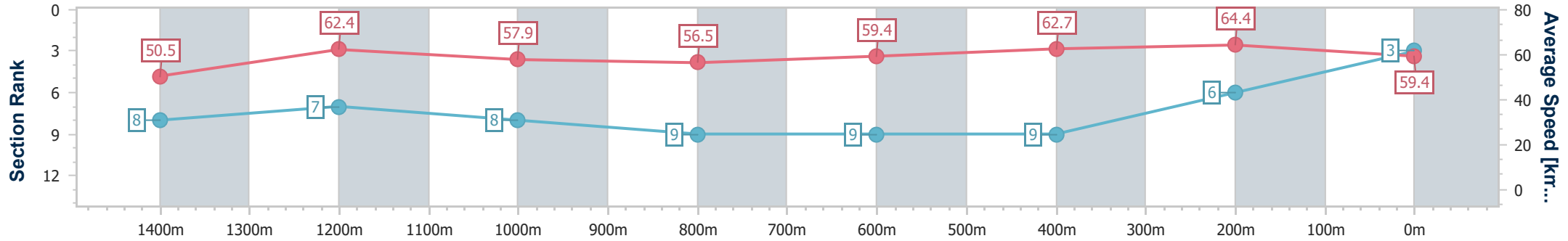


14 December 2024 - 13:01

BRISBANE RACING CLUB

Track Rating: Heavy 8, Weather: Showers, Rail Position: +2m Entire

Section	Overall	1400m	1200m	1000m	800m	600m	400m	200m
Section Times	1:38.67 [3] (0:14.34)	1:24.33 [8] (0:11.54)	1:12.79 [7] (0:12.48)	1:00.31 [8] (0:12.98)	0:47.33 [9] (0:12.35)	0:34.98 [9] (0:11.62)	0:23.36 [9] (0:11.22)	0:12.14 [6] (0:12.14)
Average Speed [km/h]	50.5	62.4	57.9	56.5	59.4	62.7	64.4	59.4
Top Speed [km/h]	64.2	64.5	60.7	59.3	61.9	64.8	67.0	63.0
Avg. Dist. to Rail [m]	13.3	3.0	3.3	3.8	3.9	2.4	5.8	9.6
Avg. Stride Freq. [Hz]	2.2	2.3	2.2	2.2	2.3	2.3	2.4	2.3
Avg. Stride Length [m]	6.6	7.5	7.4	7.1	7.3	7.5	7.4	7.1



- [ ] Ranking at each section and finish
- .-.- No data available at this section
- NA No data available



Horse/Jockey Name	Kronenbourg
Final Rank	4
Fastest Section Time (Section)	0:11.49 (400m)
Top Speed [km/h] (Section)	63.7 (400m)
Race State	Finished



Eagle Farm QLD Professional  
Race 2: BRC MEMBERSHIP PLUS BENCHMARK 78 Handicap - 1600m

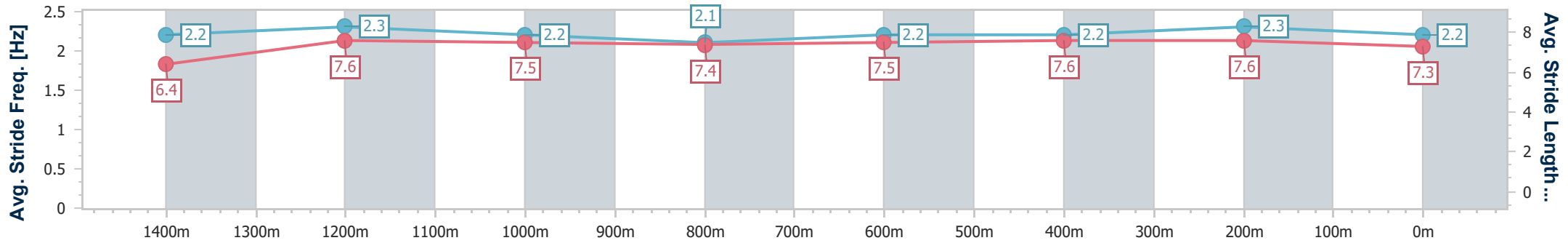
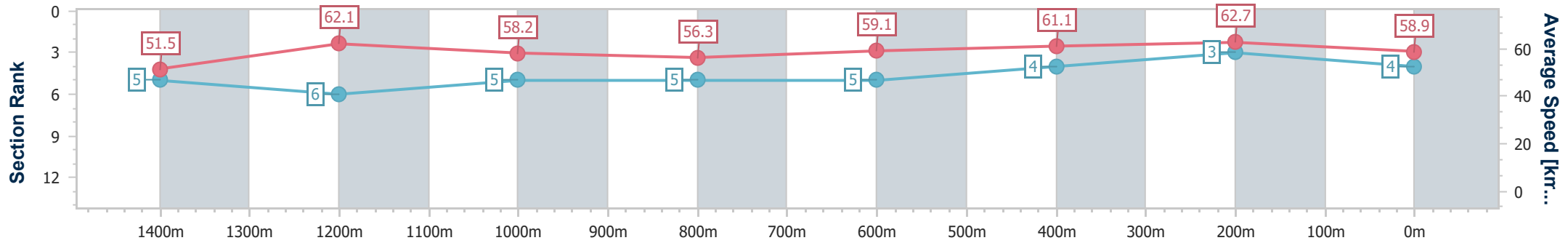


14 December 2024 - 13:01

BRISBANE RACING CLUB

Track Rating: Heavy 8, Weather: Showers, Rail Position: +2m Entire

Section	Overall	1400m	1200m	1000m	800m	600m	400m	200m
Section Times	1:38.74 [4] (0:14.02)	1:24.72 [5] (0:11.63)	1:13.09 [6] (0:12.39)	1:00.70 [5] (0:12.89)	0:47.81 [5] (0:12.20)	0:35.61 [5] (0:11.80)	0:23.81 [4] (0:11.49)	0:12.32 [3] (0:12.32)
Average Speed [km/h]	51.5	62.1	58.2	56.3	59.1	61.1	62.7	58.9
Top Speed [km/h]	63.7	63.5	60.7	58.3	60.5	62.6	63.7	61.3
Avg. Dist. to Rail [m]	8.3	2.0	2.4	1.8	0.6	0.5	4.1	5.7
Avg. Stride Freq. [Hz]	2.2	2.3	2.2	2.1	2.2	2.2	2.3	2.2
Avg. Stride Length [m]	6.4	7.6	7.5	7.4	7.5	7.6	7.6	7.3



- [ ] Ranking at each section and finish
- .-.- No data available at this section
- NA No data available





Horse/Jockey Name	Clyde
Final Rank	5
Fastest Section Time (Section)	0:11.46 (400m)
Top Speed [km/h] (Section)	63.6 (1400m)
Race State	Finished



Eagle Farm QLD Professional  
Race 2: BRC MEMBERSHIP PLUS BENCHMARK 78 Handicap - 1600m

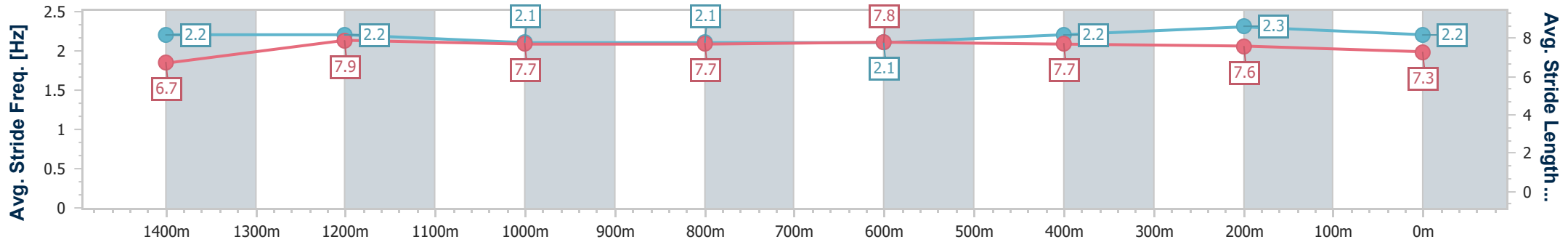
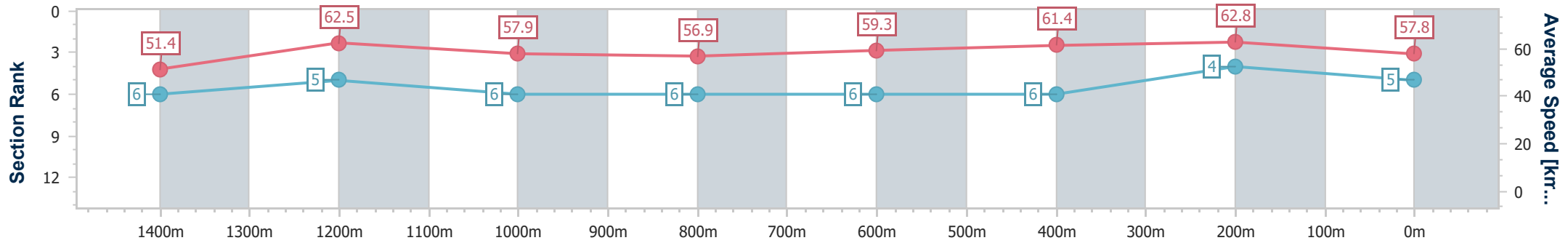


14 December 2024 - 13:01

BRISBANE RACING CLUB

Track Rating: Heavy 8, Weather: Showers, Rail Position: +2m Entire

Section	Overall	1400m	1200m	1000m	800m	600m	400m	200m
Section Times	1:39.04 [5] (0:14.09)	1:24.95 [6] (0:11.56)	1:13.39 [5] (0:12.48)	1:00.91 [6] (0:12.85)	0:48.06 [6] (0:12.23)	0:35.83 [6] (0:11.82)	0:24.01 [6] (0:11.46)	0:12.55 [4] (0:12.55)
Average Speed [km/h]	51.4	62.5	57.9	56.9	59.3	61.4	62.8	57.8
Top Speed [km/h]	63.2	63.6	60.4	58.6	60.4	62.6	63.5	60.8
Avg. Dist. to Rail [m]	13.5	3.9	4.0	2.9	2.2	1.0	4.0	6.9
Avg. Stride Freq. [Hz]	2.2	2.2	2.1	2.1	2.1	2.2	2.3	2.2
Avg. Stride Length [m]	6.7	7.9	7.7	7.7	7.8	7.7	7.6	7.3



- [ ] Ranking at each section and finish
- .-.- No data available at this section
- NA No data available



Horse/Jockey Name	Aerial Dancer
Final Rank	6
Fastest Section Time (Section)	0:11.52 (1400m)
Top Speed [km/h] (Section)	65.5 (Overall)
Race State	Finished



Eagle Farm QLD Professional  
Race 2: BRC MEMBERSHIP PLUS BENCHMARK 78 Handicap - 1600m

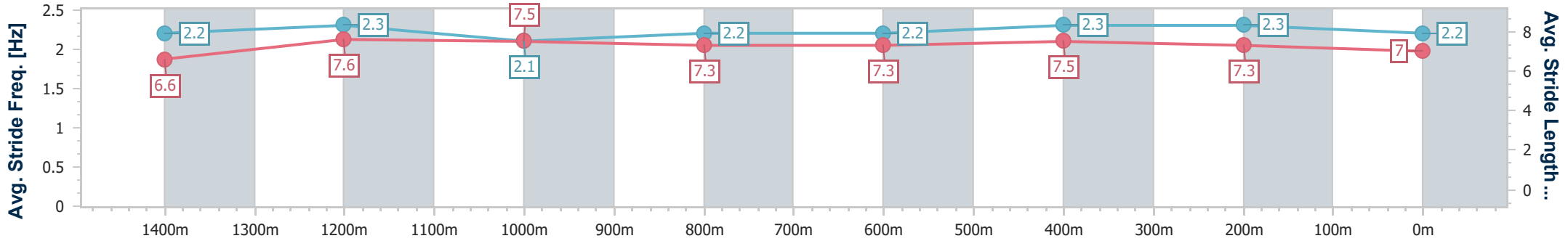
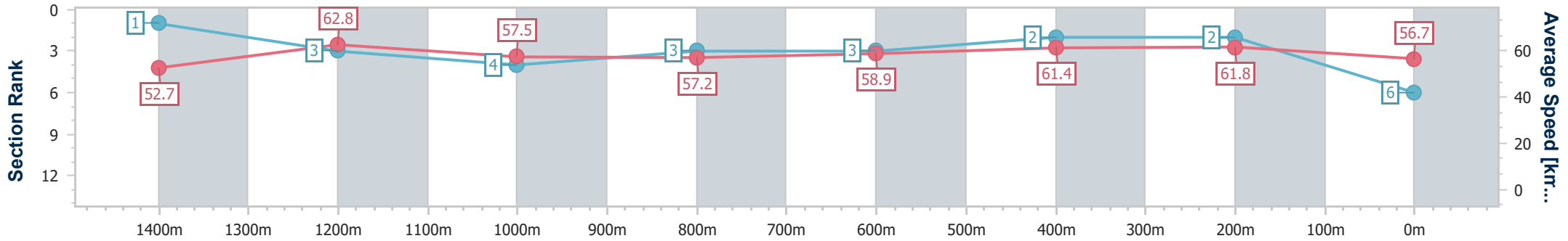


14 December 2024 - 13:01

BRISBANE RACING CLUB

Track Rating: Heavy 8, Weather: Showers, Rail Position: +2m Entire

Section	Overall	1400m	1200m	1000m	800m	600m	400m	200m
Section Times	1:39.12 [6] (0:13.68)	1:25.44 [1] (0:11.52)	1:13.92 [3] (0:12.54)	1:01.38 [4] (0:12.76)	0:48.62 [3] (0:12.31)	0:36.31 [3] (0:11.84)	0:24.47 [2] (0:11.65)	0:12.82 [2] (0:12.82)
Average Speed [km/h]	52.7	62.8	57.5	57.2	58.9	61.4	61.8	56.7
Top Speed [km/h]	65.5	65.3	59.3	59.3	60.0	62.4	62.8	59.5
Avg. Dist. to Rail [m]	9.9	3.8	3.3	2.8	1.9	2.0	5.1	7.3
Avg. Stride Freq. [Hz]	2.2	2.3	2.1	2.2	2.2	2.3	2.3	2.2
Avg. Stride Length [m]	6.6	7.6	7.5	7.3	7.3	7.5	7.3	7.0



- [ ] Ranking at each section and finish
- .-.- No data available at this section
- NA No data available



Horse/Jockey Name	Binding
Final Rank	7
Fastest Section Time (Section)	0:11.56 (1400m)
Top Speed [km/h] (Section)	65.1 (Overall)
Race State	Finished



Eagle Farm QLD Professional  
Race 2: BRC MEMBERSHIP PLUS BENCHMARK 78 Handicap - 1600m

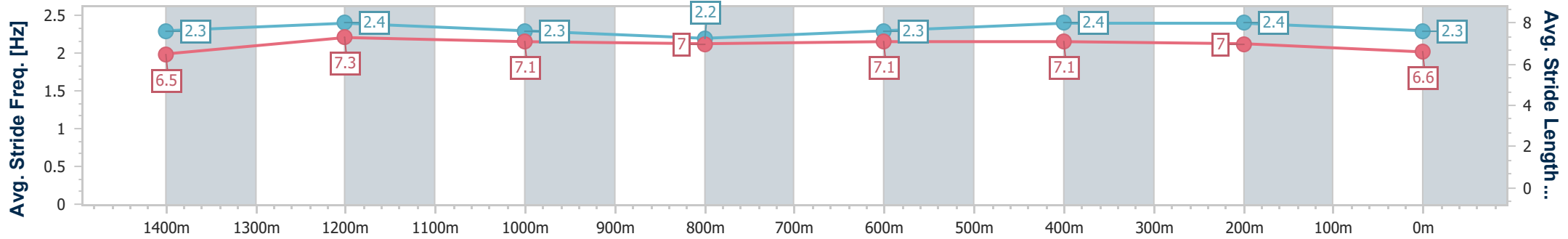
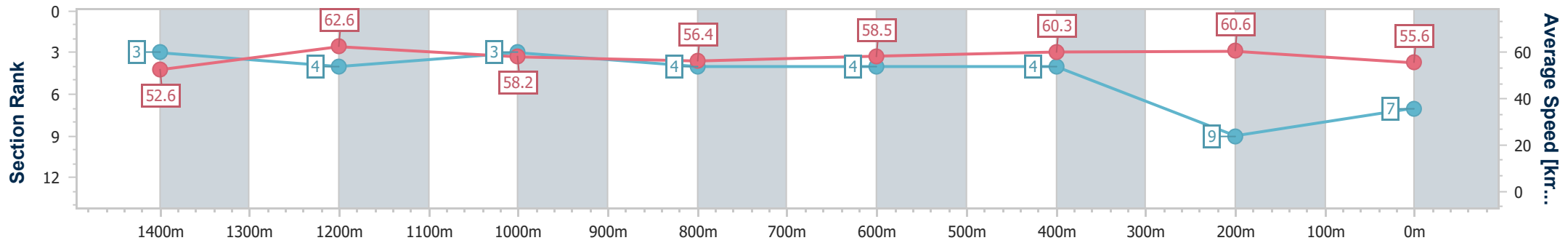


14 December 2024 - 13:01

BRISBANE RACING CLUB

Track Rating: Heavy 8, Weather: Showers, Rail Position: +2m Entire

Section	Overall	1400m	1200m	1000m	800m	600m	400m	200m
Section Times	1:39.82 [7] (0:13.70)	1:26.12 [3] (0:11.56)	1:14.56 [4] (0:12.37)	1:02.19 [3] (0:12.91)	0:49.28 [4] (0:12.40)	0:36.88 [4] (0:11.99)	0:24.89 [4] (0:11.86)	0:13.03 [9] (0:13.03)
Average Speed [km/h]	52.6	62.6	58.2	56.4	58.5	60.3	60.6	55.6
Top Speed [km/h]	65.1	64.8	61.2	58.2	60.2	61.7	63.1	58.8
Avg. Dist. to Rail [m]	9.1	2.0	2.2	2.4	1.8	0.6	2.1	3.3
Avg. Stride Freq. [Hz]	2.3	2.4	2.3	2.2	2.3	2.4	2.4	2.3
Avg. Stride Length [m]	6.5	7.3	7.1	7.0	7.1	7.1	7.0	6.6



- [ ] Ranking at each section and finish
- .-.- No data available at this section
- NA No data available



Horse/Jockey Name	Naval Seal
Final Rank	8
Fastest Section Time (Section)	0:11.41 (400m)
Top Speed [km/h] (Section)	64.9 (1400m)
Race State	Finished



Eagle Farm QLD Professional  
Race 2: BRC MEMBERSHIP PLUS BENCHMARK 78 Handicap - 1600m

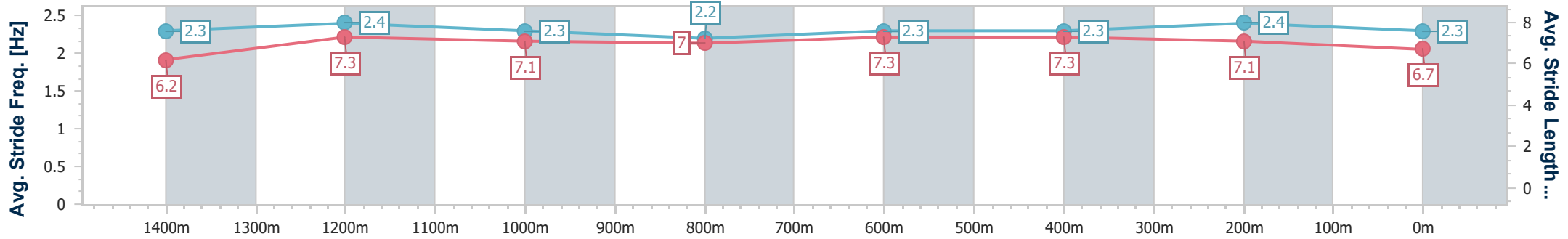
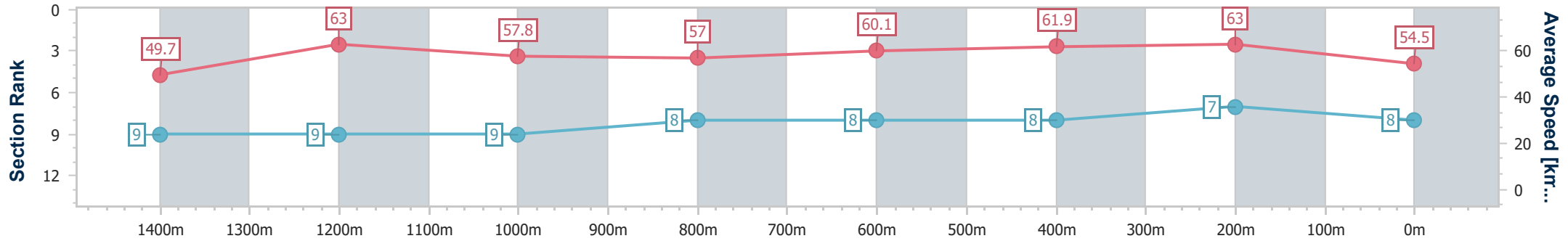


14 December 2024 - 13:01

BRISBANE RACING CLUB

Track Rating: Heavy 8, Weather: Showers, Rail Position: +2m Entire

Section	Overall	1400m	1200m	1000m	800m	600m	400m	200m
Section Times	1:39.88 [8] (0:14.52)	1:25.36 [9] (0:11.46)	1:13.90 [9] (0:12.48)	1:01.42 [9] (0:12.83)	0:48.59 [8] (0:12.09)	0:36.50 [8] (0:11.79)	0:24.71 [8] (0:11.41)	0:13.30 [7] (0:13.30)
Average Speed [km/h]	49.7	63.0	57.8	57.0	60.1	61.9	63.0	54.5
Top Speed [km/h]	63.0	64.9	60.9	59.6	61.9	63.4	64.1	61.3
Avg. Dist. to Rail [m]	10.6	3.2	3.6	2.7	2.1	2.9	8.8	11.6
Avg. Stride Freq. [Hz]	2.3	2.4	2.3	2.2	2.3	2.3	2.4	2.3
Avg. Stride Length [m]	6.2	7.3	7.1	7.0	7.3	7.3	7.1	6.7



- [ ] Ranking at each section and finish
- .-.- No data available at this section
- NA No data available



Horse/Jockey Name	Beautantes
Final Rank	9
Fastest Section Time (Section)	0:11.21 (1400m)
Top Speed [km/h] (Section)	67.0 (1400m)
Race State	Finished



Eagle Farm QLD Professional  
Race 2: BRC MEMBERSHIP PLUS BENCHMARK 78 Handicap - 1600m

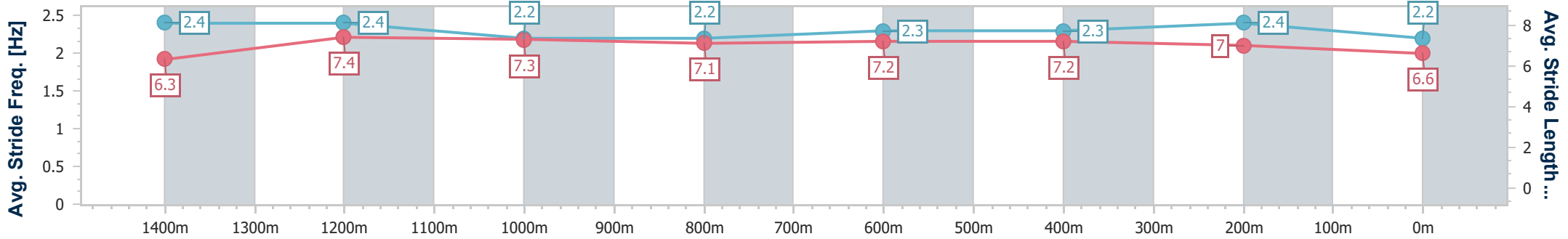
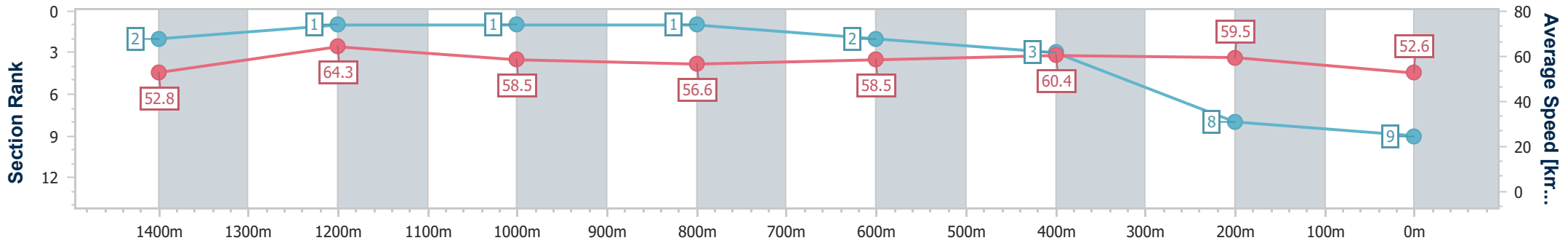


14 December 2024 - 13:01

BRISBANE RACING CLUB

Track Rating: Heavy 8, Weather: Showers, Rail Position: +2m Entire

Section	Overall	1400m	1200m	1000m	800m	600m	400m	200m
Section Times	1:40.54 [9] (0:13.69)	1:26.85 [2] (0:11.21)	1:15.64 [1] (0:12.36)	1:03.28 [1] (0:12.97)	0:50.31 [1] (0:12.49)	0:37.82 [2] (0:11.97)	0:25.85 [3] (0:12.05)	0:13.80 [8] (0:13.80)
Average Speed [km/h]	52.8	64.3	58.5	56.6	58.5	60.4	59.5	52.6
Top Speed [km/h]	66.2	67.0	60.7	58.0	59.7	61.8	62.0	56.7
Avg. Dist. to Rail [m]	11.2	2.9	2.5	4.2	3.3	0.5	0.6	1.8
Avg. Stride Freq. [Hz]	2.4	2.4	2.2	2.2	2.3	2.3	2.4	2.2
Avg. Stride Length [m]	6.3	7.4	7.3	7.1	7.2	7.2	7.0	6.6



- [ ] Ranking at each section and finish
- .-.- No data available at this section
- NA No data available



# Eagle Farm QLD Professional

## Race 3: XXXX Fillies and Mares BENCHMARK 78 Handicap - 1200m

14 December 2024 - 13:27



BRISBANE  
RACING CLUB

Track Rating: Heavy 8, Weather: Showers, Rail Position: +2m Entire

Section		Overall	1000m	800m	600m	400m	200m	Last 600m					
Field Times		1:12.43 (0:13.35)	0:59.08 (0:11.13)	0:47.95 (0:11.53)	0:36.42 (0:11.86)	0:24.56 (0:11.79)	0:12.77 (0:12.77)	0:36.42					
Rank	TAB Horse/Jockey	Barrier	Top Speed [km/h]	Fastest Section	Margin							Distance Travelled [m]	
1	14 MIXED SIGNALS Angela Jones	6	67.9 1000m	0:11.08 1000m	1:12.43 [1] (0:13.40)	0:59.03 [2] (0:11.08)	0:47.95 [1] (0:11.70)	0:36.25 [2] (0:12.05)	0:24.20 [3] (0:11.67)	0:12.53 [2] (0:12.53)	1:12.43	0:36.25	
2	2 RUSSIAN ALLIANCE Bailey Wheeler	7	67.6 1000m	0:11.15 1000m	1:12.60 [2] (0:13.35)	0:59.25 [1] (0:11.15)	0:48.10 [2] (0:11.51)	0:36.59 [1] (0:11.86)	0:24.73 [1] (0:11.79)	0:12.94 [1] (0:12.94)	1.04L	0:36.59	+2
3	8 INSTAGOOD Emily Lang	4	66.1 1000m	0:11.26 1000m	1:13.04 [3] (0:13.83)	0:59.21 [6] (0:11.26)	0:47.95 [7] (0:11.47)	0:36.48 [7] (0:12.04)	0:24.44 [5] (0:11.68)	0:12.76 [4] (0:12.76)	3.63L	0:36.48	-1
4	6 APRIL IN AUGUSTA Cejay Graham	9	67.1 1000m	0:11.14 1000m	1:13.40 [4] (0:14.08)	0:59.32 [9] (0:11.14)	0:48.18 [8] (0:11.63)	0:36.55 [9] (0:11.89)	0:24.66 [8] (0:11.62)	0:13.04 [5] (0:13.04)	5.72L	0:36.55	+4
5	9 ONE BEAT NO BEAT Andrew Mallyon	8	65.5 1000m	0:11.34 1000m	1:13.82 [5] (0:14.00)	0:59.82 [8] (0:11.34)	0:48.48 [9] (0:11.46)	0:37.02 [8] (0:12.01)	0:25.01 [9] (0:11.84)	0:13.17 [7] (0:13.17)	8.21L	0:37.02	-1
6	7 CHERRY ROSE Justin Stanley	3	65.6 1000m	0:11.18 1000m	1:13.88 [6] (0:13.88)	1:00.00 [7] (0:11.18)	0:48.82 [6] (0:11.50)	0:37.32 [6] (0:12.02)	0:25.30 [4] (0:11.89)	0:13.41 [6] (0:13.41)	8.54L	0:37.32	-4
7	3 MAID TO FIT Noel Callow	5	67.6 Overall	0:11.24 1000m	1:14.03 [7] (0:13.46)	1:00.57 [3] (0:11.24)	0:49.33 [5] (0:11.53)	0:37.80 [3] (0:11.95)	0:25.85 [2] (0:12.04)	0:13.81 [3] (0:13.81)	9.41L	0:37.80	+1
8	1 EN POINTE Jasper Franklin	1	67.4 Overall	0:11.13 1000m	1:14.16 [8] (0:13.56)	1:00.60 [5] (0:11.13)	0:49.47 [4] (0:11.84)	0:37.63 [5] (0:12.12)	0:25.51 [6] (0:12.16)	0:13.35 [8] (0:13.35)	10.23L	0:37.63	-4
9	15 GREY IMPACT Georgina Cartwright	2	66.9 Overall	0:11.16 1000m	1:14.41 [9] (0:13.52)	1:00.89 [4] (0:11.16)	0:49.73 [3] (0:11.68)	0:38.05 [4] (0:12.34)	0:25.71 [7] (0:12.18)	0:13.53 [9] (0:13.53)	11.65L	0:38.05	-2

Scratched: That's An Extra (#11), Over 'N' Out (#13), Dirty Dancing (#4), Flying Maple (#12), Sultry Siren (#10), Centre Bounce (#5)

[ ] Ranking at each section and finish  
 -:-:- No data available at this section  
 NA No data available

SCN Saddle cloth number  
 DNF Did not finish  
 DNT Did not track



Horse/Jockey Name	Mixed Signals
Final Rank	1
Fastest Section Time (Section)	0:11.08 (1000m)
Top Speed [km/h] (Section)	67.9 (1000m)
Race State	Finished



Eagle Farm QLD Professional  
Race 3: XXXX Fillies and Mares BENCHMARK 78 Handicap - 1200m

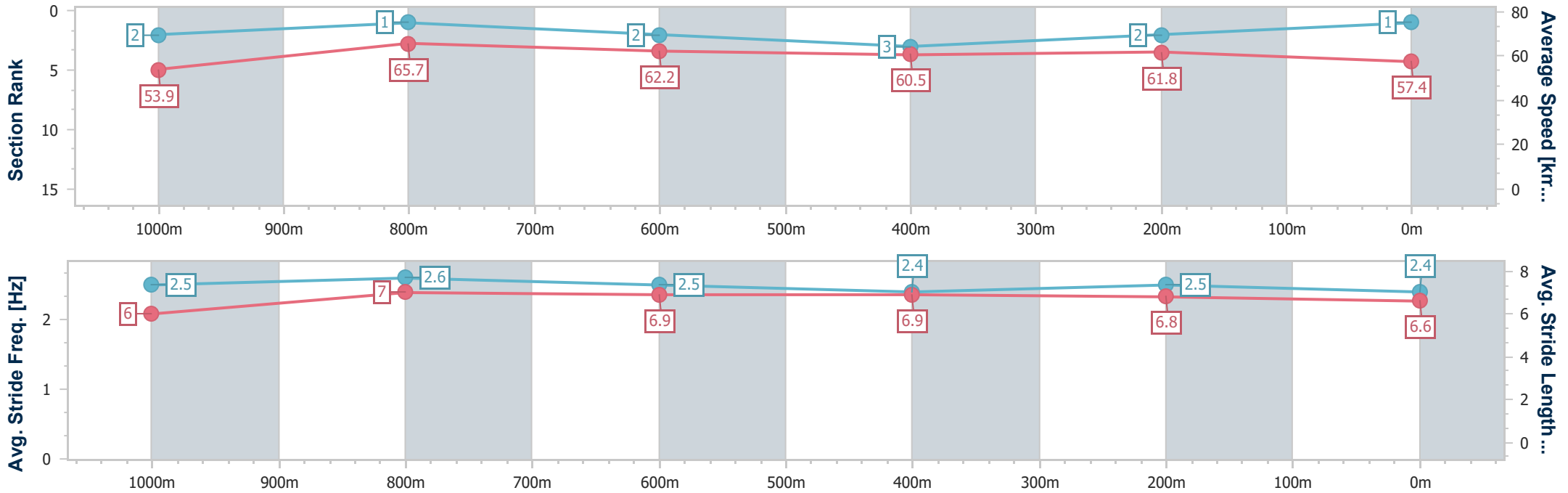


14 December 2024 - 13:27

BRISBANE RACING CLUB

Track Rating: Heavy 8, Weather: Showers, Rail Position: +2m Entire

Section	Overall	1000m	800m	600m	400m	200m
Section Times	1:12.43 [1] (0:13.40)	0:59.03 [2] (0:11.08)	0:47.95 [1] (0:11.70)	0:36.25 [2] (0:12.05)	0:24.20 [3] (0:11.67)	0:12.53 [2] (0:12.53)
Average Speed [km/h]	53.9	65.7	62.2	60.5	61.8	57.4
Top Speed [km/h]	67.1	67.9	66.1	62.2	63.7	59.0
Avg. Dist. to Rail [m]	4.2	2.5	2.1	2.8	4.7	2.2
Avg. Stride Freq. [Hz]	2.5	2.6	2.5	2.4	2.5	2.4
Avg. Stride Length [m]	6.0	7.0	6.9	6.9	6.8	6.6



- [ ] Ranking at each section and finish
- .-.- No data available at this section
- NA No data available



Horse/Jockey Name	Russian Alliance
Final Rank	2
Fastest Section Time (Section)	0:11.15 (1000m)
Top Speed [km/h] (Section)	67.6 (1000m)
Race State	Finished



Eagle Farm QLD Professional  
Race 3: XXXX Fillies and Mares BENCHMARK 78 Handicap - 1200m

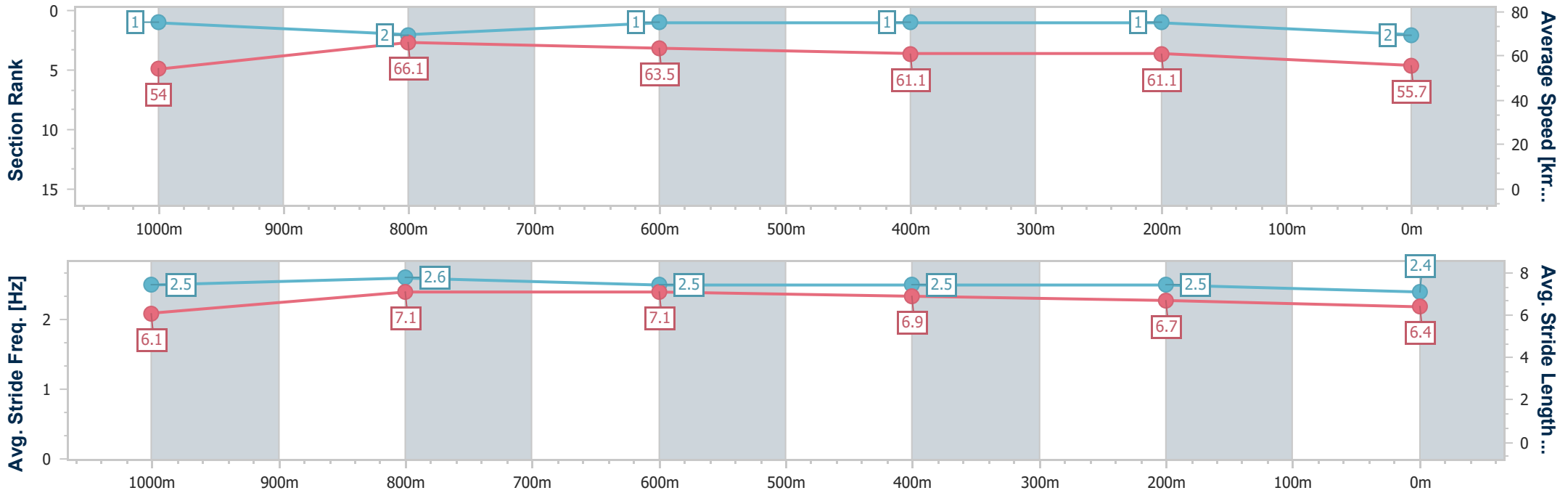


14 December 2024 - 13:27

BRISBANE RACING CLUB

Track Rating: Heavy 8, Weather: Showers, Rail Position: +2m Entire

Section	Overall	1000m	800m	600m	400m	200m
Section Times	1:12.60 [2] (0:13.35)	0:59.25 [1] (0:11.15)	0:48.10 [2] (0:11.51)	0:36.59 [1] (0:11.86)	0:24.73 [1] (0:11.79)	0:12.94 [1] (0:12.94)
Average Speed [km/h]	54.0	66.1	63.5	61.1	61.1	55.7
Top Speed [km/h]	66.2	67.6	66.3	62.4	62.6	58.6
Avg. Dist. to Rail [m]	5.9	4.8	3.1	1.6	4.9	3.8
Avg. Stride Freq. [Hz]	2.5	2.6	2.5	2.5	2.5	2.4
Avg. Stride Length [m]	6.1	7.1	7.1	6.9	6.7	6.4



- [ ] Ranking at each section and finish
- .-.- No data available at this section
- NA No data available





Horse/Jockey Name	Instagood
Final Rank	3
Fastest Section Time (Section)	0:11.26 (1000m)
Top Speed [km/h] (Section)	66.1 (1000m)
Race State	Finished



Eagle Farm QLD Professional  
Race 3: XXXX Fillies and Mares BENCHMARK 78 Handicap - 1200m

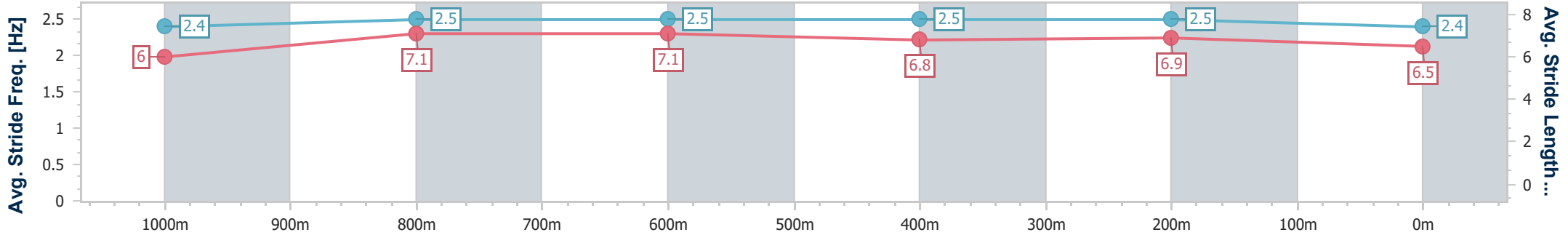
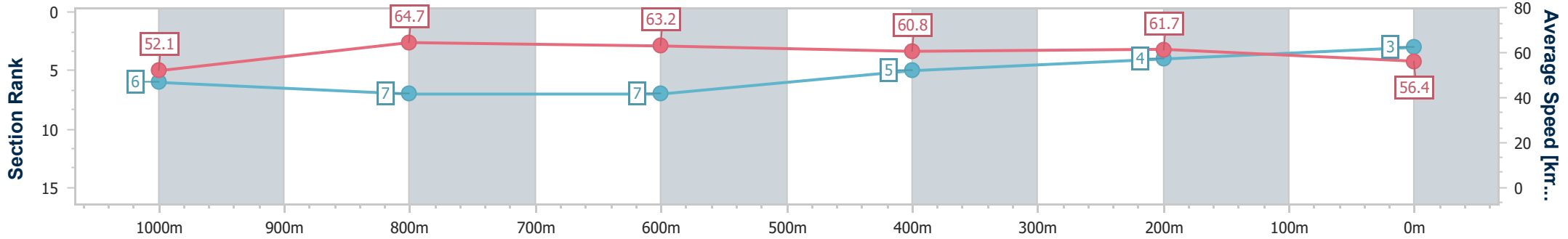


14 December 2024 - 13:27

BRISBANE RACING CLUB

Track Rating: Heavy 8, Weather: Showers, Rail Position: +2m Entire

Section	Overall	1000m	800m	600m	400m	200m
Section Times	1:13.04 [3] (0:13.83)	0:59.21 [6] (0:11.26)	0:47.95 [7] (0:11.47)	0:36.48 [7] (0:12.04)	0:24.44 [5] (0:11.68)	0:12.76 [4] (0:12.76)
Average Speed [km/h]	52.1	64.7	63.2	60.8	61.7	56.4
Top Speed [km/h]	64.3	66.1	64.8	62.4	63.2	59.2
Avg. Dist. to Rail [m]	2.8	2.1	1.6	3.7	9.9	9.0
Avg. Stride Freq. [Hz]	2.4	2.5	2.5	2.5	2.5	2.4
Avg. Stride Length [m]	6.0	7.1	7.1	6.8	6.9	6.5



- [ ] Ranking at each section and finish
- .-.- No data available at this section
- NA No data available



Horse/Jockey Name	April In Augusta
Final Rank	4
Fastest Section Time (Section)	0:11.14 (1000m)
Top Speed [km/h] (Section)	67.1 (1000m)
Race State	Finished



Eagle Farm QLD Professional  
Race 3: XXXX Fillies and Mares BENCHMARK 78 Handicap - 1200m

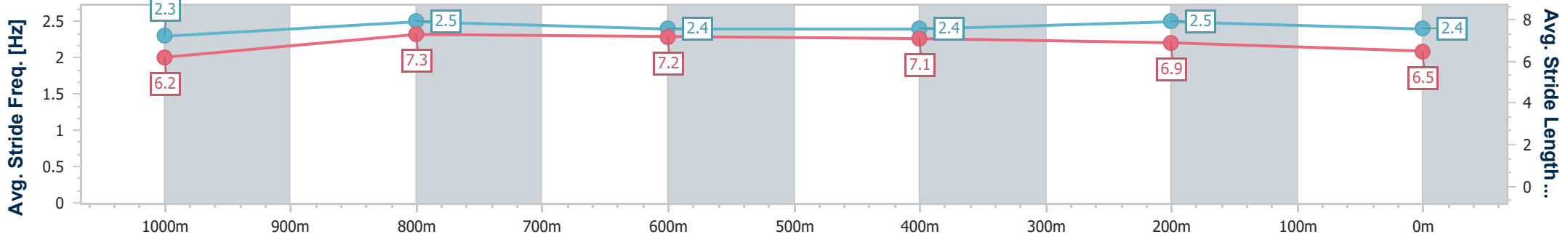
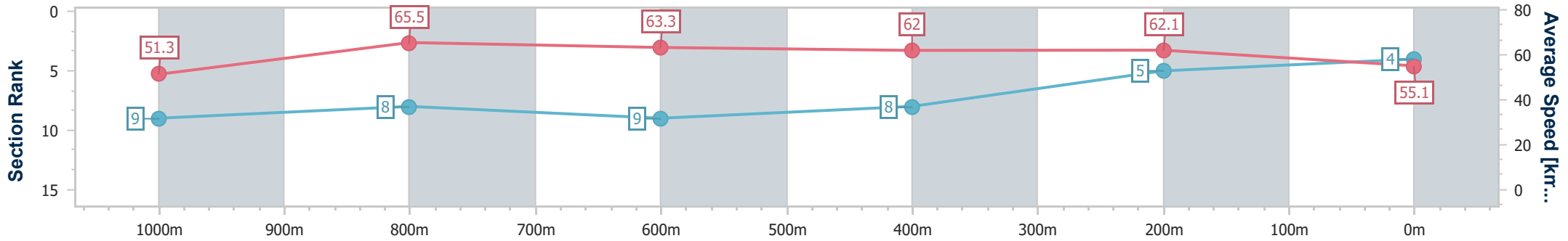
14 December 2024 - 13:27

Track Rating: Heavy 8, Weather: Showers, Rail Position: +2m Entire



BRISBANE RACING CLUB

Section	Overall	1000m	800m	600m	400m	200m
Section Times	1:13.40 [4] (0:14.08)	0:59.32 [9] (0:11.14)	0:48.18 [8] (0:11.63)	0:36.55 [9] (0:11.89)	0:24.66 [8] (0:11.62)	0:13.04 [5] (0:13.04)
Average Speed [km/h]	51.3	65.5	63.3	62.0	62.1	55.1
Top Speed [km/h]	64.8	67.1	64.3	62.7	63.0	59.7
Avg. Dist. to Rail [m]	6.6	2.8	4.1	5.1	8.4	7.1
Avg. Stride Freq. [Hz]	2.3	2.5	2.4	2.4	2.5	2.4
Avg. Stride Length [m]	6.2	7.3	7.2	7.1	6.9	6.5



- [ ] Ranking at each section and finish
- .-.- No data available at this section
- NA No data available



Horse/Jockey Name	One Beat No Beat
Final Rank	5
Fastest Section Time (Section)	0:11.34 (1000m)
Top Speed [km/h] (Section)	65.5 (1000m)
Race State	Finished



Eagle Farm QLD Professional  
Race 3: XXXX Fillies and Mares BENCHMARK 78 Handicap - 1200m

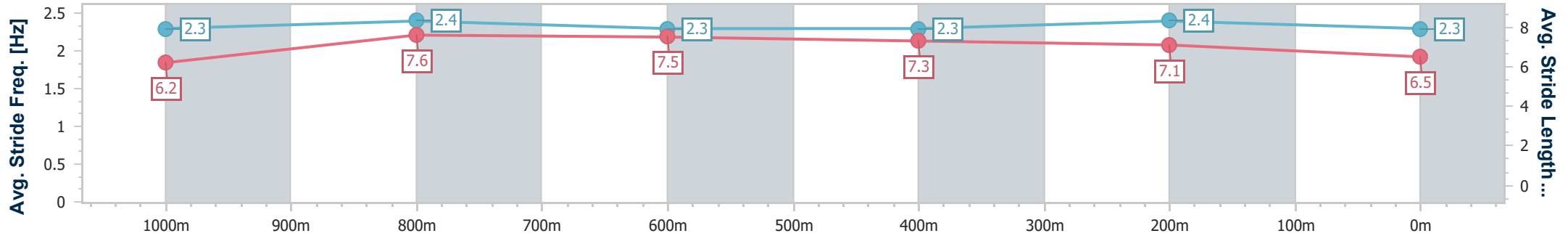
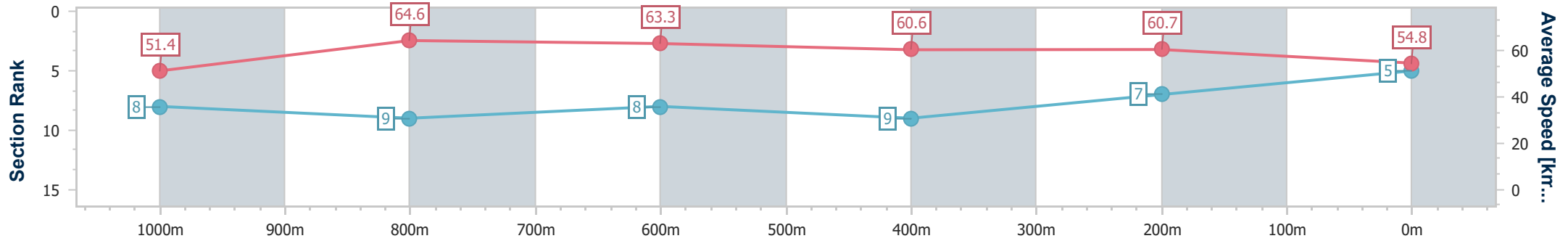


14 December 2024 - 13:27

BRISBANE RACING CLUB

Track Rating: Heavy 8, Weather: Showers, Rail Position: +2m Entire

Section	Overall	1000m	800m	600m	400m	200m
Section Times	1:13.82 [5] (0:14.00)	0:59.82 [8] (0:11.34)	0:48.48 [9] (0:11.46)	0:37.02 [8] (0:12.01)	0:25.01 [9] (0:11.84)	0:13.17 [7] (0:13.17)
Average Speed [km/h]	51.4	64.6	63.3	60.6	60.7	54.8
Top Speed [km/h]	64.1	65.5	65.3	61.8	62.4	58.7
Avg. Dist. to Rail [m]	5.9	3.1	1.6	2.0	10.0	11.0
Avg. Stride Freq. [Hz]	2.3	2.4	2.3	2.3	2.4	2.3
Avg. Stride Length [m]	6.2	7.6	7.5	7.3	7.1	6.5



- [ ] Ranking at each section and finish
- .-.- No data available at this section
- NA No data available



Horse/Jockey Name	Cherry Rose
Final Rank	6
Fastest Section Time (Section)	0:11.18 (1000m)
Top Speed [km/h] (Section)	65.6 (1000m)
Race State	Finished



Eagle Farm QLD Professional  
Race 3: XXXX Fillies and Mares BENCHMARK 78 Handicap - 1200m

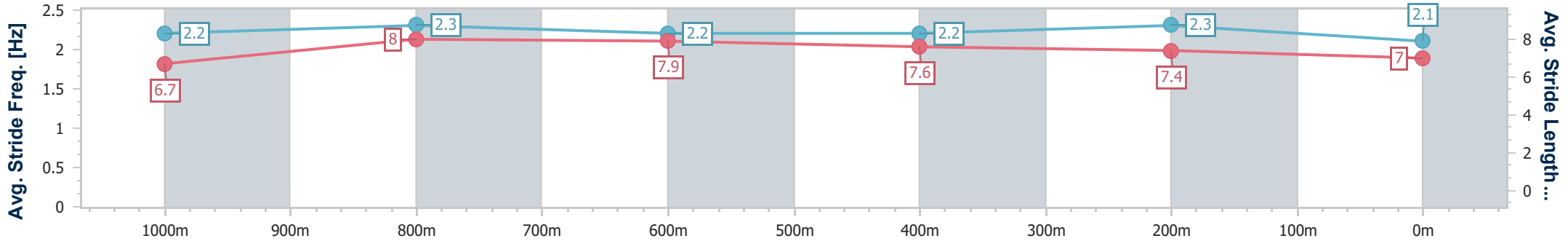
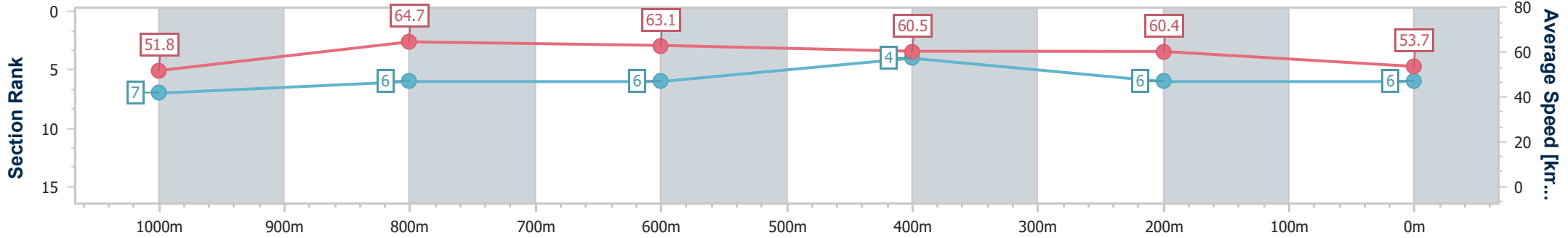
14 December 2024 - 13:27

Track Rating: Heavy 8, Weather: Showers, Rail Position: +2m Entire



BRISBANE RACING CLUB

Section	Overall	1000m	800m	600m	400m	200m
Section Times	1:13.88 [6] (0:13.88)	1:00.00 [7] (0:11.18)	0:48.82 [6] (0:11.50)	0:37.32 [6] (0:12.02)	0:25.30 [4] (0:11.89)	0:13.41 [6] (0:13.41)
Average Speed [km/h]	51.8	64.7	63.1	60.5	60.4	53.7
Top Speed [km/h]	65.3	65.6	64.8	61.9	62.2	57.4
Avg. Dist. to Rail [m]	2.0	1.2	1.3	2.1	6.8	6.9
Avg. Stride Freq. [Hz]	2.2	2.3	2.2	2.2	2.3	2.1
Avg. Stride Length [m]	6.7	8.0	7.9	7.6	7.4	7.0



- [ ] Ranking at each section and finish
- .-.- No data available at this section
- NA No data available



Horse/Jockey Name	Maid To Fit
Final Rank	7
Fastest Section Time (Section)	0:11.24 (1000m)
Top Speed [km/h] (Section)	67.6 (Overall)
Race State	Finished



Eagle Farm QLD Professional  
Race 3: XXXX Fillies and Mares BENCHMARK 78 Handicap - 1200m

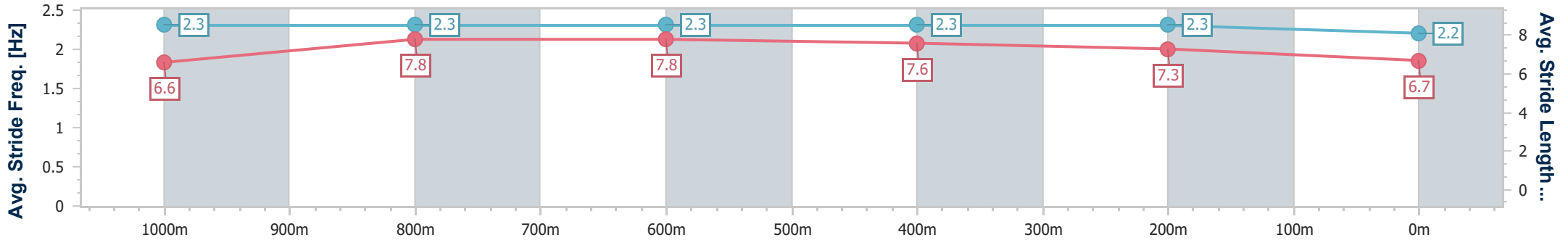
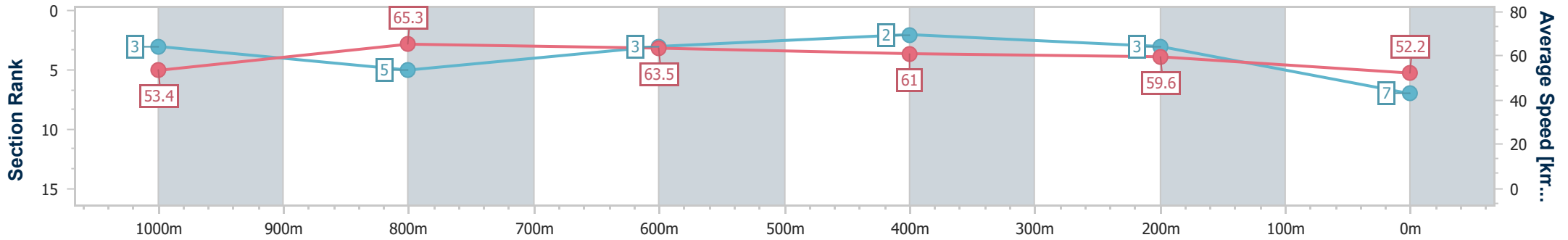


14 December 2024 - 13:27

BRISBANE RACING CLUB

Track Rating: Heavy 8, Weather: Showers, Rail Position: +2m Entire

Section	Overall	1000m	800m	600m	400m	200m
Section Times	1:14.03 [7] (0:13.46)	1:00.57 [3] (0:11.24)	0:49.33 [5] (0:11.53)	0:37.80 [3] (0:11.95)	0:25.85 [2] (0:12.04)	0:13.81 [3] (0:13.81)
Average Speed [km/h]	53.4	65.3	63.5	61.0	59.6	52.2
Top Speed [km/h]	67.6	66.1	65.2	62.5	62.6	55.9
Avg. Dist. to Rail [m]	3.7	3.2	3.7	2.2	5.0	2.9
Avg. Stride Freq. [Hz]	2.3	2.3	2.3	2.3	2.3	2.2
Avg. Stride Length [m]	6.6	7.8	7.8	7.6	7.3	6.7



- [ ] Ranking at each section and finish
- .-.- No data available at this section
- NA No data available



Horse/Jockey Name	En Pointe
Final Rank	8
Fastest Section Time (Section)	0:11.13 (1000m)
Top Speed [km/h] (Section)	67.4 (Overall)
Race State	Finished



Eagle Farm QLD Professional  
Race 3: XXXX Fillies and Mares BENCHMARK 78 Handicap - 1200m

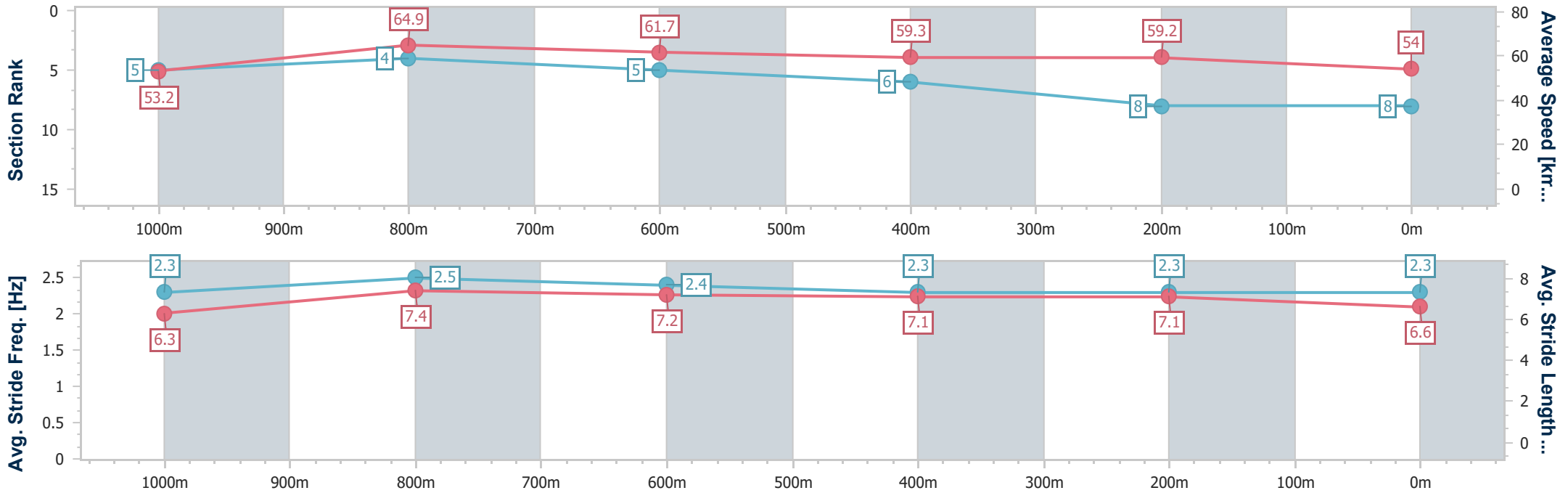


14 December 2024 - 13:27

BRISBANE RACING CLUB

Track Rating: Heavy 8, Weather: Showers, Rail Position: +2m Entire

Section	Overall	1000m	800m	600m	400m	200m
Section Times	1:14.16 [8] (0:13.56)	1:00.60 [5] (0:11.13)	0:49.47 [4] (0:11.84)	0:37.63 [5] (0:12.12)	0:25.51 [6] (0:12.16)	0:13.35 [8] (0:13.35)
Average Speed [km/h]	53.2	64.9	61.7	59.3	59.2	54.0
Top Speed [km/h]	67.4	66.0	64.6	60.4	60.5	57.7
Avg. Dist. to Rail [m]	0.6	0.9	3.0	0.9	0.8	1.3
Avg. Stride Freq. [Hz]	2.3	2.5	2.4	2.3	2.3	2.3
Avg. Stride Length [m]	6.3	7.4	7.2	7.1	7.1	6.6



- [ ] Ranking at each section and finish
- .-.- No data available at this section
- NA No data available



Horse/Jockey Name	Grey Impact
Final Rank	9
Fastest Section Time (Section)	0:11.16 (1000m)
Top Speed [km/h] (Section)	66.9 (Overall)
Race State	Finished



Eagle Farm QLD Professional  
Race 3: XXXX Fillies and Mares BENCHMARK 78 Handicap - 1200m

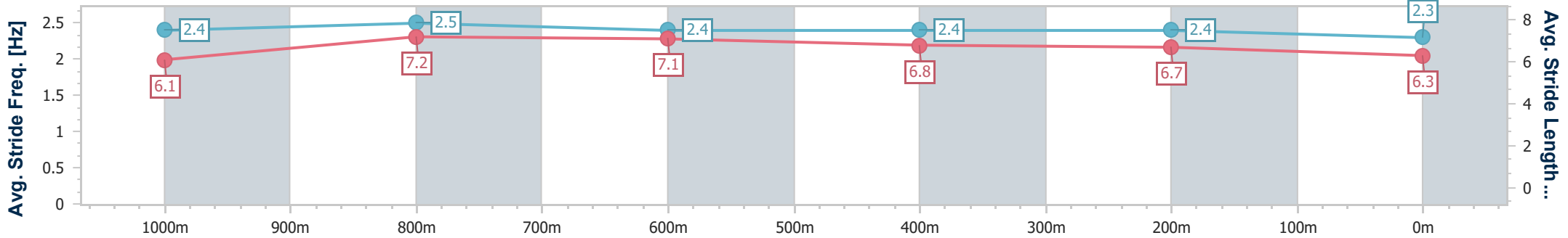
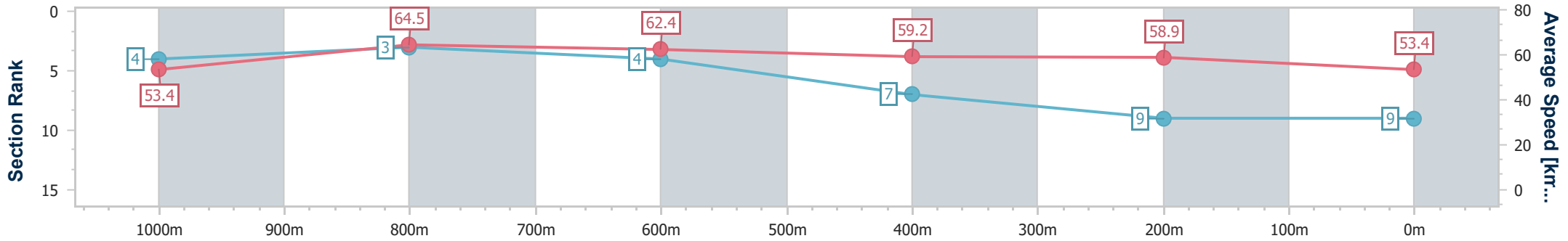


14 December 2024 - 13:27

BRISBANE RACING CLUB

Track Rating: Heavy 8, Weather: Showers, Rail Position: +2m Entire

Section	Overall	1000m	800m	600m	400m	200m
Section Times	1:14.41 [9] (0:13.52)	1:00.89 [4] (0:11.16)	0:49.73 [3] (0:11.68)	0:38.05 [4] (0:12.34)	0:25.71 [7] (0:12.18)	0:13.53 [9] (0:13.53)
Average Speed [km/h]	53.4	64.5	62.4	59.2	58.9	53.4
Top Speed [km/h]	66.9	66.6	64.9	60.3	61.0	56.0
Avg. Dist. to Rail [m]	0.9	0.9	2.7	2.1	3.6	2.4
Avg. Stride Freq. [Hz]	2.4	2.5	2.4	2.4	2.4	2.3
Avg. Stride Length [m]	6.1	7.2	7.1	6.8	6.7	6.3



- [ ] Ranking at each section and finish
- .-.- No data available at this section
- NA No data available



# Eagle Farm QLD Professional

## Race 4: GIRLS DAY OUT 1 MARCH BENCHMARK 78 Handicap - 1000m

14 December 2024 - 13:58



BRISBANE  
RACING CLUB

Track Rating: Heavy 8, Weather: Showers, Rail Position: +2m Entire

Section		Overall	800m	600m	400m	200m	Last 600m					
Field Times		0:59.77 (0:13.22)	0:46.55 (0:10.68)	0:35.87 (0:11.45)	0:24.42 (0:11.61)	0:12.81 (0:12.81)	0:35.87					
Rank	TAB Horse/Jockey	Barrier	Top Speed [km/h]	Fastest Section	Margin					Distance Travelled [m]		
1	9 <b>FIND YOUR OWN</b> Noel Callow	6	69.4 800m	0:10.68 800m	0:59.77 [1] (0:13.22)	0:46.55 [1] (0:10.68)	0:35.87 [1] (0:11.45)	0:24.42 [1] (0:11.61)	0:12.81 [1] (0:12.81)	0:59.77	0:35.87	
2	15 <b>BOHEMIAN LAD</b> Ron Stewart	11	67.7 800m	0:10.95 800m	0:59.89 [2] (0:14.07)	0:45.82 [9] (0:10.95)	0:34.87 [8] (0:11.25)	0:23.62 [8] (0:11.27)	0:12.35 [6] (0:12.35)	0.75L	0:34.87	+5
3	3 <b>SALTAIRE</b> Emily Lang	2	67.3 800m	0:10.89 800m	1:00.10 [3] (0:13.67)	0:46.43 [4] (0:10.89)	0:35.54 [4] (0:11.25)	0:24.29 [4] (0:11.43)	0:12.86 [2] (0:12.86)	1.95L	0:35.54	+1
4	8 <b>READY FOR ANYTHING</b> Andrew Mallyon	4	67.0 800m	0:10.94 800m	1:00.19 [4] (0:13.95)	0:46.24 [7] (0:10.94)	0:35.30 [7] (0:11.22)	0:24.08 [6] (0:11.40)	0:12.68 [5] (0:12.68)	2.51L	0:35.30	+0
5	1 <b>KOTE</b> Damien Thornton	8	69.2 Overall	0:10.92 800m	1:00.27 [5] (0:13.35)	0:46.92 [3] (0:10.92)	0:36.00 [3] (0:11.27)	0:24.73 [3] (0:11.77)	0:12.96 [4] (0:12.96)	2.96L	0:36.00	+1
6	12 <b>KAT CHINNA</b> Nikita Beriman	7	68.0 Overall	0:10.90 800m	1:00.39 [6] (0:13.34)	0:47.05 [2] (0:10.90)	0:36.15 [2] (0:11.27)	0:24.88 [2] (0:11.78)	0:13.10 [3] (0:13.10)	3.69L	0:36.15	-1
7	7 <b>GODFATHER</b> Ashley Morgan	9	66.4 800m	0:11.00 800m	1:00.46 [7] (0:14.21)	0:46.25 [10] (0:11.00)	0:35.25 [10] (0:11.29)	0:23.96 [10] (0:11.35)	0:12.61 [8] (0:12.61)	4.06L	0:35.25	+0
8	17 <b>MARKWELL DREAMER</b> Robbie Dolan	3	66.9 800m	0:10.97 800m	1:00.49 [8] (0:14.07)	0:46.42 [8] (0:10.97)	0:35.45 [9] (0:11.34)	0:24.11 [9] (0:11.45)	0:12.66 [7] (0:12.66)	4.24L	0:35.45	-2
9	13 <b>ANOTHER COGNAC</b> Angela Jones	1	66.7 800m	0:10.95 800m	1:00.79 [9] (0:13.76)	0:47.03 [5] (0:10.95)	0:36.08 [5] (0:11.32)	0:24.76 [5] (0:11.85)	0:12.91 [9] (0:12.91)	6.05L	0:36.08	-2
10	2 <b>NORTHERN PRIDE</b> Michael Rodd	10	67.6 800m	0:10.91 800m	1:01.03 [10] (0:13.88)	0:47.15 [6] (0:10.91)	0:36.24 [6] (0:11.43)	0:24.81 [7] (0:11.96)	0:12.85 [10] (0:12.85)	8.25L	0:36.24	+5

Scratched: Baltray (#16), Economics (#6), Payline (#5), Russian Alliance (#10), Queen Assassin (#4), Instagood (#14), Chakra Boy (#11)

Report Created: Sat 14 December 2024 15:22 GMT (Note: Timing is based on position data)

Page 1/11

[ ] Ranking at each section and finish  
 -:-:- No data available at this section  
 NA No data available

SCN Saddle cloth number  
 DNF Did not finish  
 DNT Did not track

data processed by TRIPLES DATA





Horse/Jockey Name	Find Your Own
Final Rank	1
Fastest Section Time (Section)	0:10.68 (800m)
Top Speed [km/h] (Section)	69.4 (800m)
Race State	Finished



Eagle Farm QLD Professional  
Race 4: GIRLS DAY OUT 1 MARCH BENCHMARK 78 Handicap - 1000m

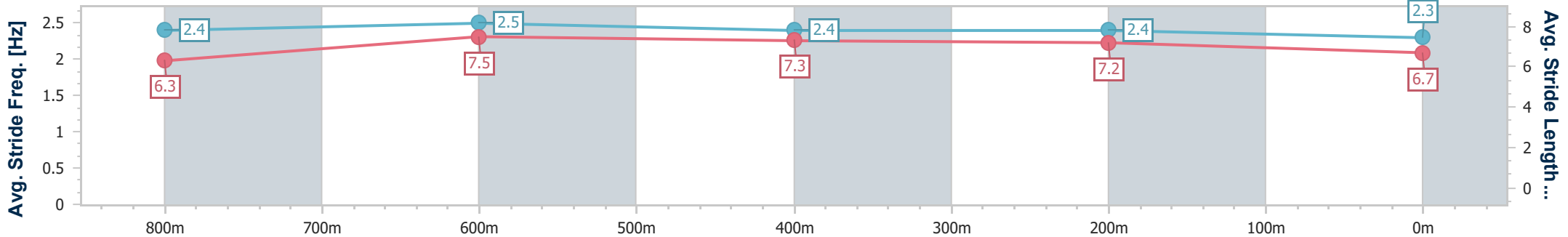
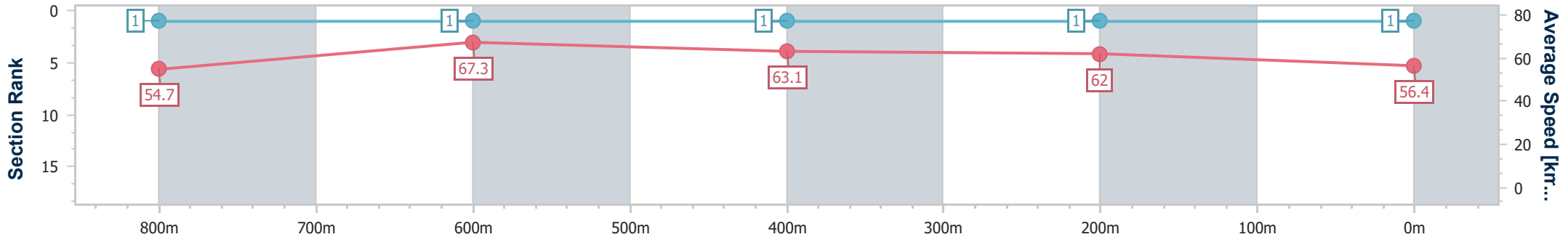


14 December 2024 - 13:58

BRISBANE RACING CLUB

Track Rating: Heavy 8, Weather: Showers, Rail Position: +2m Entire

Section	Overall	800m	600m	400m	200m
Section Times	0:59.77 [1] (0:13.22)	0:46.55 [1] (0:10.68)	0:35.87 [1] (0:11.45)	0:24.42 [1] (0:11.61)	0:12.81 [1] (0:12.81)
Average Speed [km/h]	54.7	67.3	63.1	62.0	56.4
Top Speed [km/h]	68.8	69.4	64.9	63.8	59.7
Avg. Dist. to Rail [m]	5.6	0.7	0.8	4.8	4.4
Avg. Stride Freq. [Hz]	2.4	2.5	2.4	2.4	2.3
Avg. Stride Length [m]	6.3	7.5	7.3	7.2	6.7



- [ ] Ranking at each section and finish
- .-.- No data available at this section
- NA No data available



Horse/Jockey Name	Bohemian Lad
Final Rank	2
Fastest Section Time (Section)	0:10.95 (800m)
Top Speed [km/h] (Section)	67.7 (800m)
Race State	Finished



Eagle Farm QLD Professional  
Race 4: GIRLS DAY OUT 1 MARCH BENCHMARK 78 Handicap - 1000m

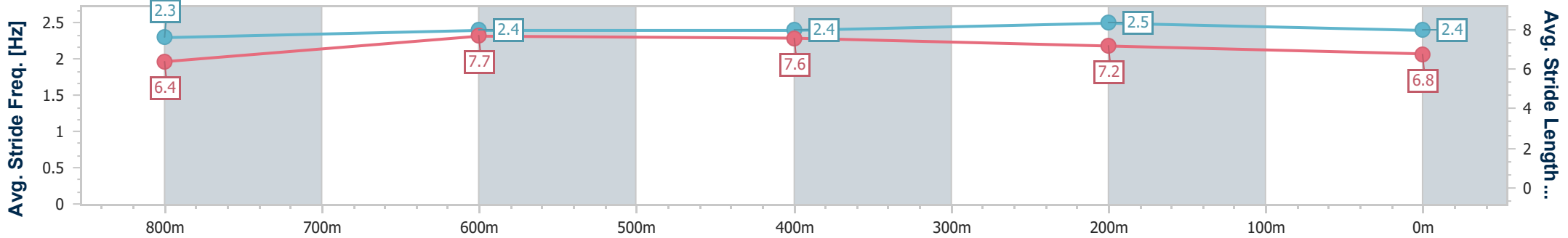
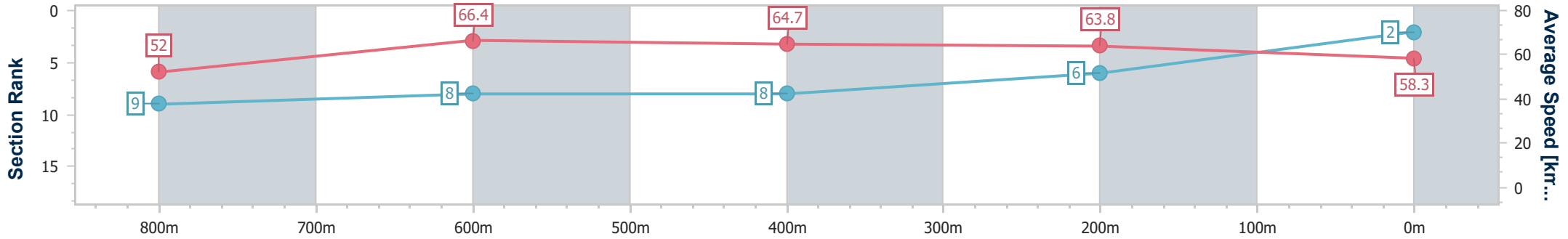


14 December 2024 - 13:58

BRISBANE RACING CLUB

Track Rating: Heavy 8, Weather: Showers, Rail Position: +2m Entire

Section	Overall	800m	600m	400m	200m
Section Times	0:59.89 [2] (0:14.07)	0:45.82 [9] (0:10.95)	0:34.87 [8] (0:11.25)	0:23.62 [8] (0:11.27)	0:12.35 [6] (0:12.35)
Average Speed [km/h]	52.0	66.4	64.7	63.8	58.3
Top Speed [km/h]	66.4	67.7	65.4	65.1	61.6
Avg. Dist. to Rail [m]	10.7	2.3	2.4	9.6	10.6
Avg. Stride Freq. [Hz]	2.3	2.4	2.4	2.5	2.4
Avg. Stride Length [m]	6.4	7.7	7.6	7.2	6.8



- [ ] Ranking at each section and finish
- .-.- No data available at this section
- NA No data available



Horse/Jockey Name	Saltaire
Final Rank	3
Fastest Section Time (Section)	0:10.89 (800m)
Top Speed [km/h] (Section)	67.3 (800m)
Race State	Finished



Eagle Farm QLD Professional  
Race 4: GIRLS DAY OUT 1 MARCH BENCHMARK 78 Handicap - 1000m

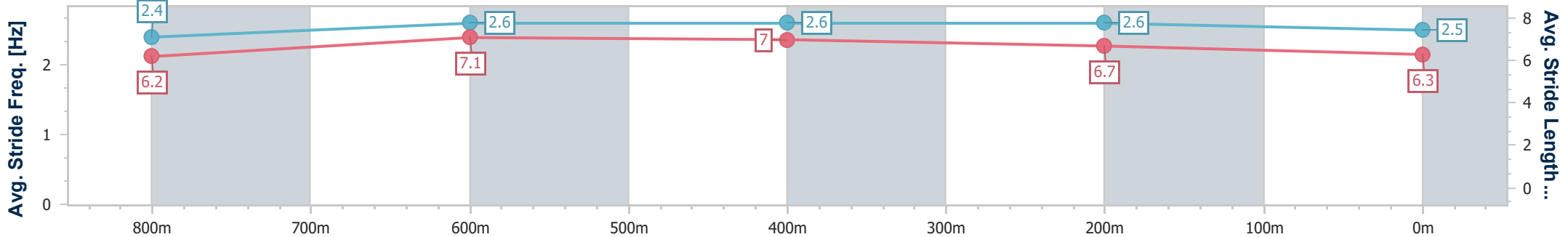
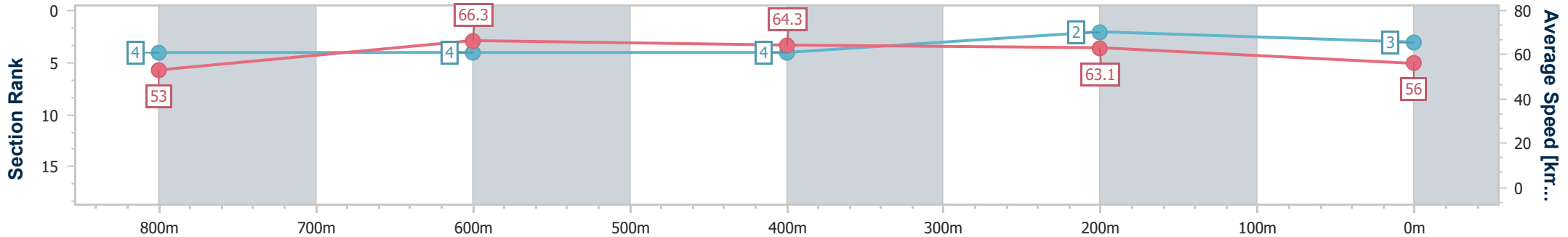


14 December 2024 - 13:58

BRISBANE RACING CLUB

Track Rating: Heavy 8, Weather: Showers, Rail Position: +2m Entire

Section	Overall	800m	600m	400m	200m
Section Times	1:00.10 [3] (0:13.67)	0:46.43 [4] (0:10.89)	0:35.54 [4] (0:11.25)	0:24.29 [4] (0:11.43)	0:12.86 [2] (0:12.86)
Average Speed [km/h]	53.0	66.3	64.3	63.1	56.0
Top Speed [km/h]	66.4	67.3	65.0	64.7	59.7
Avg. Dist. to Rail [m]	4.3	0.9	1.3	8.1	10.1
Avg. Stride Freq. [Hz]	2.4	2.6	2.6	2.6	2.5
Avg. Stride Length [m]	6.2	7.1	7.0	6.7	6.3



- [ ] Ranking at each section and finish
- .-.- No data available at this section
- NA No data available



Horse/Jockey Name	Ready For Anything
Final Rank	4
Fastest Section Time (Section)	0:10.94 (800m)
Top Speed [km/h] (Section)	67.0 (800m)
Race State	Finished

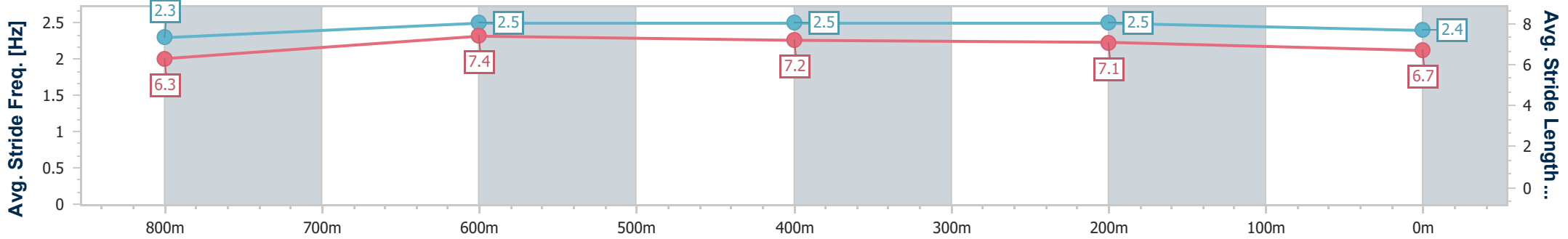
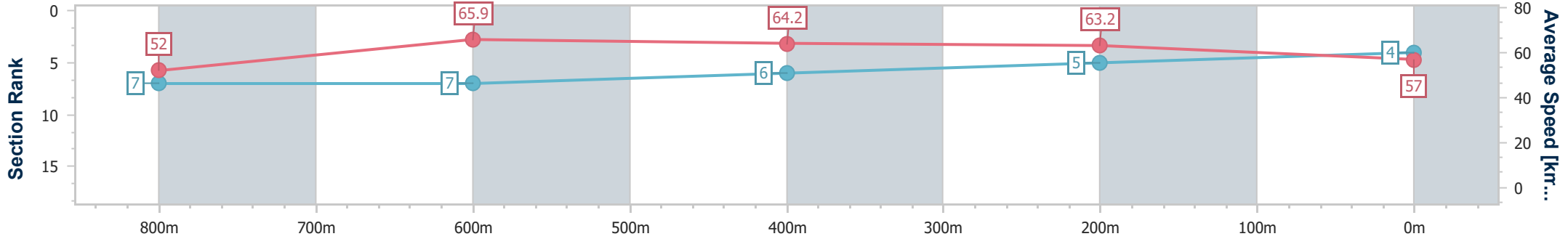


Eagle Farm QLD Professional  
 Race 4: GIRLS DAY OUT 1 MARCH BENCHMARK 78 Handicap - 1000m  
 14 December 2024 - 13:58  
 Track Rating: Heavy 8, Weather: Showers, Rail Position: +2m Entire



BRISBANE RACING CLUB

Section	Overall	800m	600m	400m	200m
Section Times	1:00.19 [4] (0:13.95)	0:46.24 [7] (0:10.94)	0:35.30 [7] (0:11.22)	0:24.08 [6] (0:11.40)	0:12.68 [5] (0:12.68)
Average Speed [km/h]	52.0	65.9	64.2	63.2	57.0
Top Speed [km/h]	65.5	67.0	65.1	64.9	61.2
Avg. Dist. to Rail [m]	5.5	0.6	1.0	7.7	9.7
Avg. Stride Freq. [Hz]	2.3	2.5	2.5	2.5	2.4
Avg. Stride Length [m]	6.3	7.4	7.2	7.1	6.7



- [ ] Ranking at each section and finish
- .-.- No data available at this section
- NA No data available



Horse/Jockey Name	Kote
Final Rank	5
Fastest Section Time (Section)	0:10.92 (800m)
Top Speed [km/h] (Section)	69.2 (Overall)
Race State	Finished



Eagle Farm QLD Professional  
Race 4: GIRLS DAY OUT 1 MARCH BENCHMARK 78 Handicap - 1000m

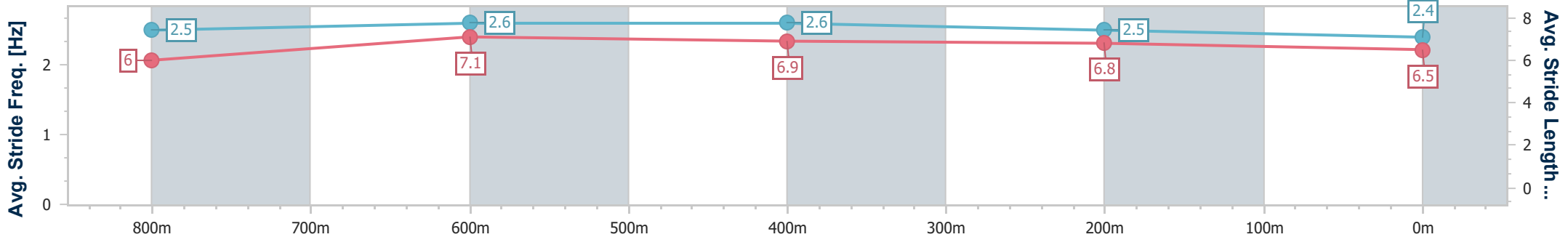
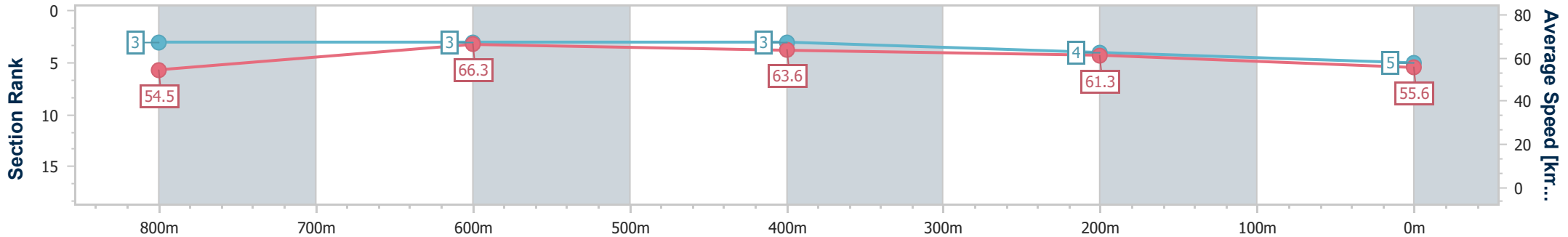


14 December 2024 - 13:58

BRISBANE RACING CLUB

Track Rating: Heavy 8, Weather: Showers, Rail Position: +2m Entire

Section	Overall	800m	600m	400m	200m
Section Times	1:00.27 [5] (0:13.35)	0:46.92 [3] (0:10.92)	0:36.00 [3] (0:11.27)	0:24.73 [3] (0:11.77)	0:12.96 [4] (0:12.96)
Average Speed [km/h]	54.5	66.3	63.6	61.3	55.6
Top Speed [km/h]	69.2	68.6	64.4	63.7	59.5
Avg. Dist. to Rail [m]	7.8	1.1	0.7	3.7	4.8
Avg. Stride Freq. [Hz]	2.5	2.6	2.6	2.5	2.4
Avg. Stride Length [m]	6.0	7.1	6.9	6.8	6.5



- [ ] Ranking at each section and finish
- .-.- No data available at this section
- NA No data available



Horse/Jockey Name	Kat Chinna
Final Rank	6
Fastest Section Time (Section)	0:10.90 (800m)
Top Speed [km/h] (Section)	68.0 (Overall)
Race State	Finished



Eagle Farm QLD Professional  
Race 4: GIRLS DAY OUT 1 MARCH BENCHMARK 78 Handicap - 1000m

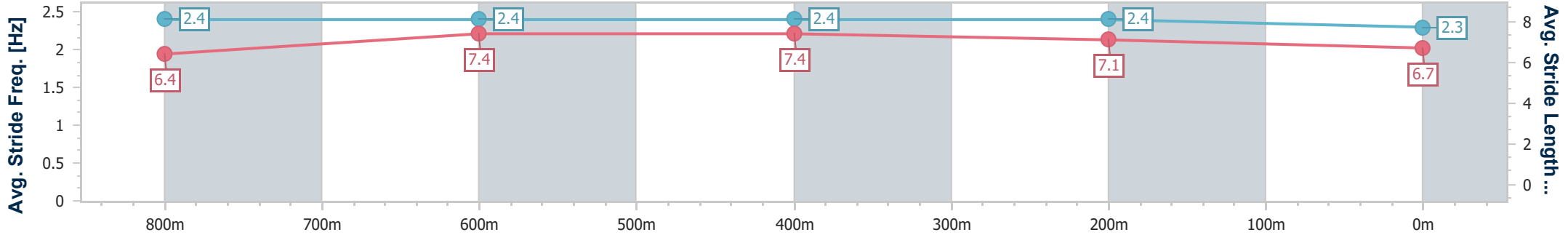
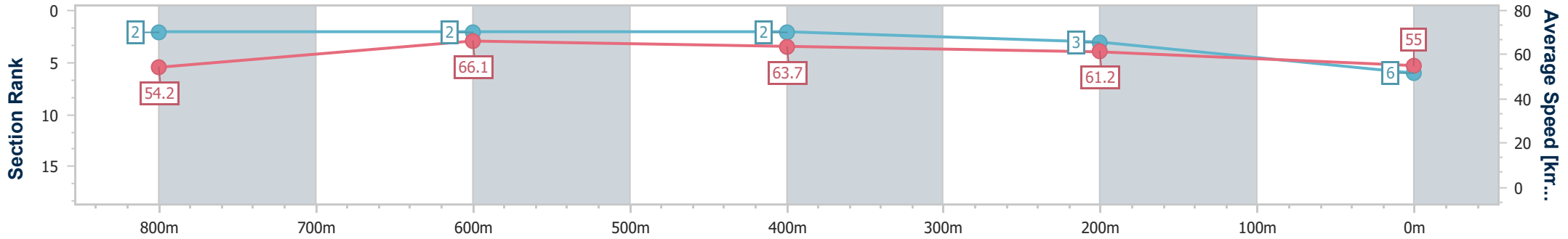


14 December 2024 - 13:58

BRISBANE RACING CLUB

Track Rating: Heavy 8, Weather: Showers, Rail Position: +2m Entire

Section	Overall	800m	600m	400m	200m
Section Times	1:00.39 [6] (0:13.34)	0:47.05 [2] (0:10.90)	0:36.15 [2] (0:11.27)	0:24.88 [2] (0:11.78)	0:13.10 [3] (0:13.10)
Average Speed [km/h]	54.2	66.1	63.7	61.2	55.0
Top Speed [km/h]	68.0	67.4	64.5	63.8	58.4
Avg. Dist. to Rail [m]	7.0	0.6	0.8	5.0	6.3
Avg. Stride Freq. [Hz]	2.4	2.4	2.4	2.4	2.3
Avg. Stride Length [m]	6.4	7.4	7.4	7.1	6.7



- [ ] Ranking at each section and finish
- .-.- No data available at this section
- NA No data available



Horse/Jockey Name	Godfather
Final Rank	7
Fastest Section Time (Section)	0:11.00 (800m)
Top Speed [km/h] (Section)	66.4 (800m)
Race State	Finished



Eagle Farm QLD Professional  
Race 4: GIRLS DAY OUT 1 MARCH BENCHMARK 78 Handicap - 1000m

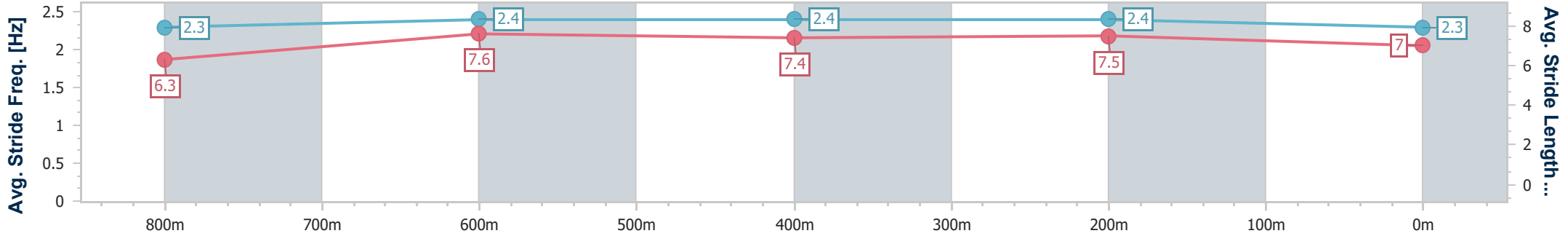
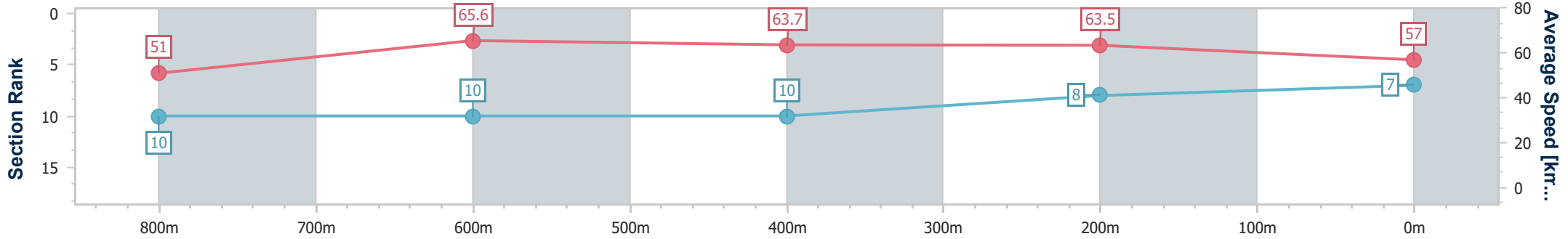


14 December 2024 - 13:58

BRISBANE RACING CLUB

Track Rating: Heavy 8, Weather: Showers, Rail Position: +2m Entire

Section	Overall	800m	600m	400m	200m
Section Times	1:00.46 [7] (0:14.21)	0:46.25 [10] (0:11.00)	0:35.25 [10] (0:11.29)	0:23.96 [10] (0:11.35)	0:12.61 [8] (0:12.61)
Average Speed [km/h]	51.0	65.6	63.7	63.5	57.0
Top Speed [km/h]	65.7	66.4	64.3	64.7	60.8
Avg. Dist. to Rail [m]	8.0	0.7	1.1	5.9	7.8
Avg. Stride Freq. [Hz]	2.3	2.4	2.4	2.4	2.3
Avg. Stride Length [m]	6.3	7.6	7.4	7.5	7.0



- [ ] Ranking at each section and finish
- .-.- No data available at this section
- NA No data available



Horse/Jockey Name	Markwell Dreamer
Final Rank	8
Fastest Section Time (Section)	0:10.97 (800m)
Top Speed [km/h] (Section)	66.9 (800m)
Race State	Finished



Eagle Farm QLD Professional  
Race 4: GIRLS DAY OUT 1 MARCH BENCHMARK 78 Handicap - 1000m

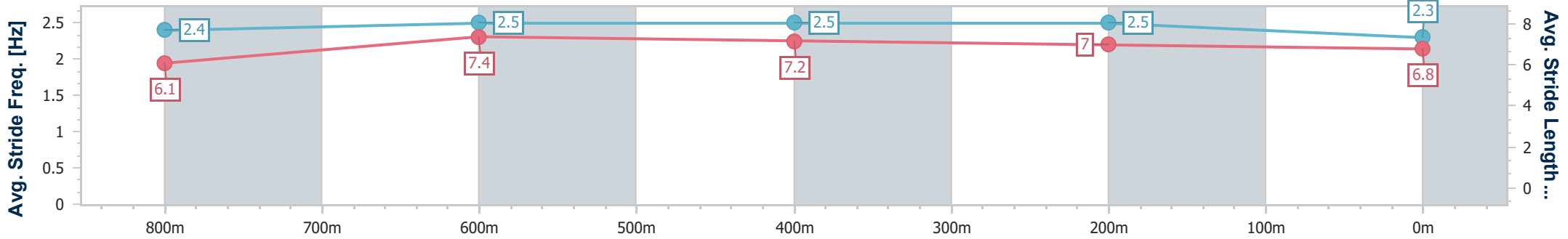
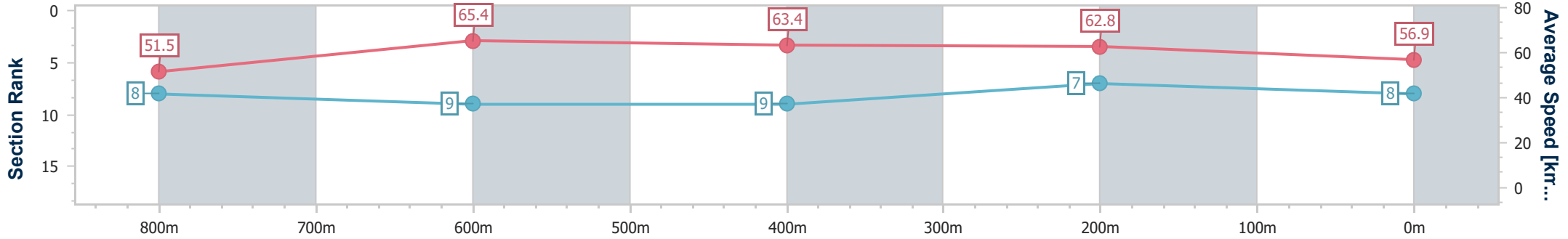


14 December 2024 - 13:58

BRISBANE RACING CLUB

Track Rating: Heavy 8, Weather: Showers, Rail Position: +2m Entire

Section	Overall	800m	600m	400m	200m
Section Times	1:00.49 [8] (0:14.07)	0:46.42 [8] (0:10.97)	0:35.45 [9] (0:11.34)	0:24.11 [9] (0:11.45)	0:12.66 [7] (0:12.66)
Average Speed [km/h]	51.5	65.4	63.4	62.8	56.9
Top Speed [km/h]	65.9	66.9	64.0	64.0	63.0
Avg. Dist. to Rail [m]	5.1	0.6	1.0	2.1	3.1
Avg. Stride Freq. [Hz]	2.4	2.5	2.5	2.5	2.3
Avg. Stride Length [m]	6.1	7.4	7.2	7.0	6.8



- [ ] Ranking at each section and finish
- .-.- No data available at this section
- NA No data available





Horse/Jockey Name	Another Cognac
Final Rank	9
Fastest Section Time (Section)	0:10.95 (800m)
Top Speed [km/h] (Section)	66.7 (800m)
Race State	Finished



Eagle Farm QLD Professional  
Race 4: GIRLS DAY OUT 1 MARCH BENCHMARK 78 Handicap - 1000m

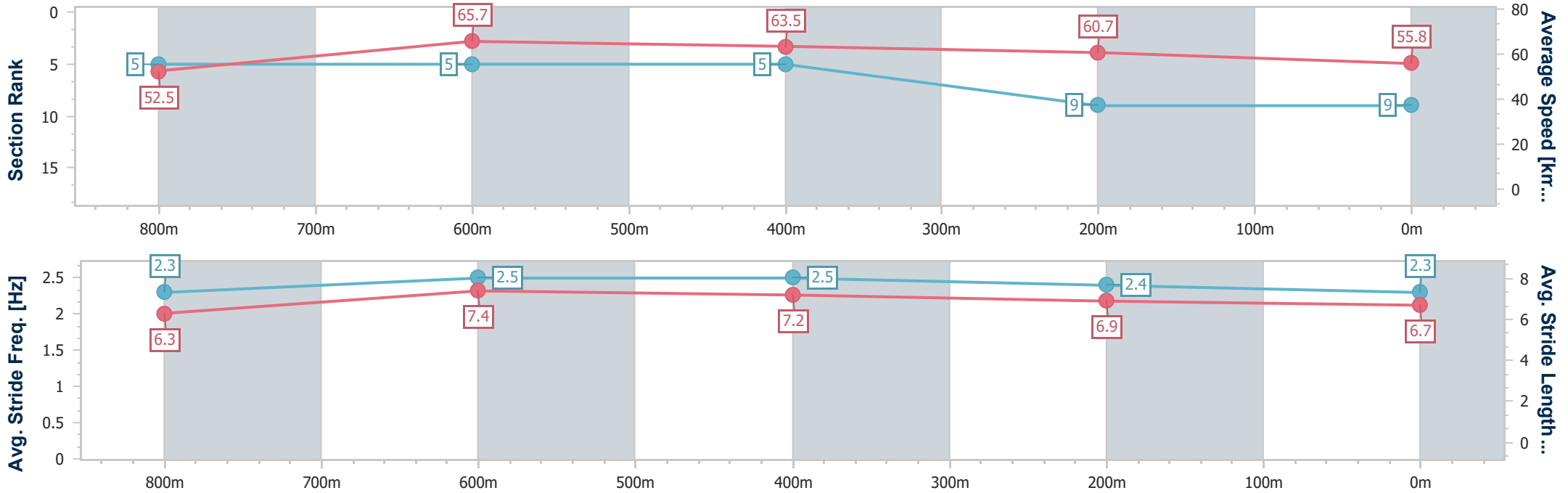


14 December 2024 - 13:58

BRISBANE RACING CLUB

Track Rating: Heavy 8, Weather: Showers, Rail Position: +2m Entire

Section	Overall	800m	600m	400m	200m
Section Times	1:00.79 [9] (0:13.76)	0:47.03 [5] (0:10.95)	0:36.08 [5] (0:11.32)	0:24.76 [5] (0:11.85)	0:12.91 [9] (0:12.91)
Average Speed [km/h]	52.5	65.7	63.5	60.7	55.8
Top Speed [km/h]	66.2	66.7	64.3	62.6	59.1
Avg. Dist. to Rail [m]	3.2	0.7	0.9	1.9	2.6
Avg. Stride Freq. [Hz]	2.3	2.5	2.5	2.4	2.3
Avg. Stride Length [m]	6.3	7.4	7.2	6.9	6.7



- [ ] Ranking at each section and finish
- .-.- No data available at this section
- NA No data available



Horse/Jockey Name	Northern Pride
Final Rank	10
Fastest Section Time (Section)	0:10.91 (800m)
Top Speed [km/h] (Section)	67.6 (800m)
Race State	Finished

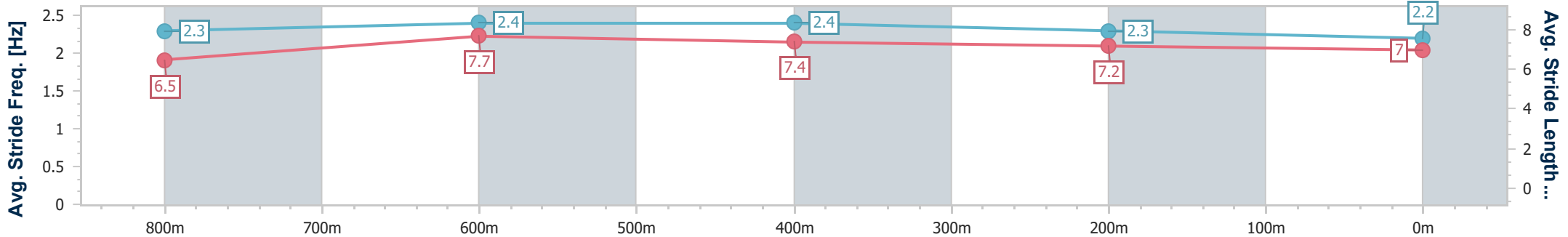
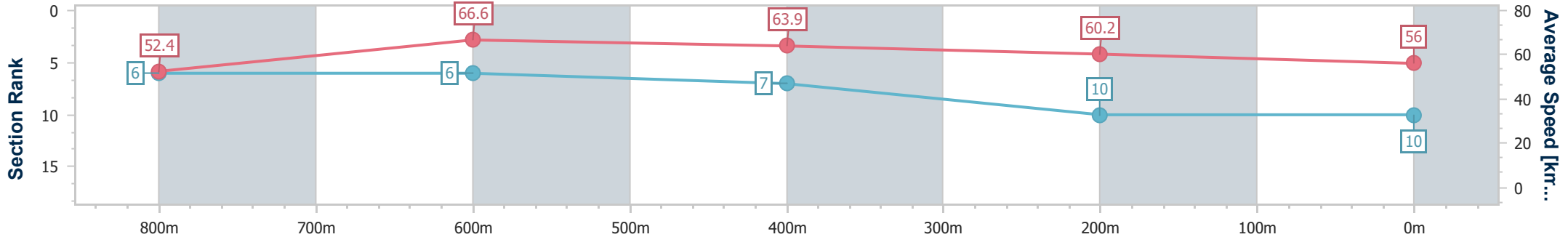


Eagle Farm QLD Professional  
 Race 4: GIRLS DAY OUT 1 MARCH BENCHMARK 78 Handicap - 1000m  
 14 December 2024 - 13:58  
 Track Rating: Heavy 8, Weather: Showers, Rail Position: +2m Entire



BRISBANE RACING CLUB

Section	Overall	800m	600m	400m	200m
Section Times	1:01.03 [10] (0:13.88)	0:47.15 [6] (0:10.91)	0:36.24 [6] (0:11.43)	0:24.81 [7] (0:11.96)	0:12.85 [10] (0:12.85)
Average Speed [km/h]	52.4	66.6	63.9	60.2	56.0
Top Speed [km/h]	66.7	67.6	64.8	62.6	57.8
Avg. Dist. to Rail [m]	9.1	2.4	2.8	10.2	10.6
Avg. Stride Freq. [Hz]	2.3	2.4	2.4	2.3	2.2
Avg. Stride Length [m]	6.5	7.7	7.4	7.2	7.0



- [ ] Ranking at each section and finish
- .-.- No data available at this section
- NA No data available



# Eagle Farm QLD Professional

## Race 5: MAGIC MILLIONS JAN 2025 Class 6 Plate - 1200m

14 December 2024 - 14:38



BRISBANE  
RACING CLUB

Track Rating: Heavy 10, Weather: Showers, Rail Position: +2m Entire

Section		Overall										Last 600m	
Field Times		1:12.65										0:36.62	
		(0:13.35)										(0:11.10)	
		(0:48.20)										(0:11.58)	
		(0:36.62)										(0:11.84)	
		(0:24.78)										(0:11.96)	
		(0:12.82)										(0:12.82)	
Rank	TAB	Horse/Jockey	Barrier	Top Speed [km/h]	Fastest Section	Overall	1000m	800m	600m	400m	200m	Margin	Distance Travelled [m]
1	6	MILLANE	8	67.0	0:11.29	1:12.65 [1]	0:58.33 [8]	0:47.04 [8]	0:35.58 [7]	0:24.14 [6]	0:12.80 [2]	1:12.65	0:35.58
		Vlad Duric		1000m	1000m	(0:14.32)	(0:11.29)	(0:11.46)	(0:11.44)	(0:11.34)	(0:12.80)		
2	4	HUON	5	67.7	0:11.22	1:13.02 [2]	0:59.43 [4]	0:48.21 [3]	0:36.58 [4]	0:24.97 [3]	0:13.19 [1]	2.16L	0:36.58
		Justin Huxtable		Overall	1000m	(0:13.59)	(0:11.22)	(0:11.63)	(0:11.61)	(0:11.78)	(0:13.19)		-4
3	10	BUSTING	7	67.0	0:11.34	1:13.04 [3]	0:58.99 [5]	0:47.65 [5]	0:36.26 [5]	0:24.54 [5]	0:12.99 [4]	2.3L	0:36.26
		Angela Jones		1000m	1000m	(0:14.05)	(0:11.34)	(0:11.39)	(0:11.72)	(0:11.55)	(0:12.99)		+0
4	7	BLACK ON BEAUTY	6	68.6	0:11.40	1:13.24 [4]	0:59.87 [2]	0:48.47 [2]	0:36.85 [3]	0:25.29 [2]	0:13.39 [3]	3.46L	0:36.85
		Jag Guthmann-Chester		Overall	1000m	(0:13.37)	(0:11.40)	(0:11.62)	(0:11.56)	(0:11.90)	(0:13.39)		+3
5	9	PAYLINE	3	66.2	0:11.32	1:13.90 [5]	0:59.54 [9]	0:48.22 [9]	0:36.69 [9]	0:25.01 [9]	0:13.17 [8]	7.36L	0:36.69
		Cejay Graham		Overall	1000m	(0:14.36)	(0:11.32)	(0:11.53)	(0:11.68)	(0:11.84)	(0:13.17)		-6
6	1	GOLDEN DECADE	2	65.2	0:11.44	1:14.05 [6]	0:59.94 [7]	0:48.50 [7]	0:36.97 [8]	0:25.24 [8]	0:13.37 [7]	8.21L	0:36.97
		Andrew Mallyon		Overall	1000m	(0:14.11)	(0:11.44)	(0:11.53)	(0:11.73)	(0:11.87)	(0:13.37)		-3
7	2	HELL	1	68.5	0:11.10	1:14.20 [7]	1:00.85 [1]	0:49.75 [1]	0:38.17 [1]	0:26.33 [1]	0:13.94 [6]	9.1L	0:38.17
		Emily Lang		Overall	1000m	(0:13.35)	(0:11.10)	(0:11.58)	(0:11.84)	(0:12.39)	(0:13.94)		-8
8	8	TYPHOON TAAVI	9	67.0	0:11.32	1:14.62 [8]	1:01.07 [3]	0:49.75 [4]	0:38.27 [2]	0:26.54 [4]	0:14.37 [5]	11.61L	0:38.27
		Kyle Wilson-Taylor		Overall	1000m	(0:13.55)	(0:11.32)	(0:11.48)	(0:11.73)	(0:12.17)	(0:14.37)		-3
9	3	CORFE CASTLE	4	65.6	0:11.38	1:16.44 [9]	1:02.37 [6]	0:50.99 [6]	0:39.51 [6]	0:27.78 [7]	0:15.45 [9]	22.29L	0:39.51
		Bailey Wheeler		Overall	1000m	(0:14.07)	(0:11.38)	(0:11.48)	(0:11.73)	(0:12.33)	(0:15.45)		-7

Scratched: Maid To Fit (#11), Maximum Vortex (#5)

[ ] Ranking at each section and finish  
 -:-:- No data available at this section  
 NA No data available

SCN Saddle cloth number  
 DNF Did not finish  
 DNT Did not track



Horse/Jockey Name	Millane
Final Rank	1
Fastest Section Time (Section)	0:11.29 (1000m)
Top Speed [km/h] (Section)	67.0 (1000m)
Race State	Finished



### Eagle Farm QLD Professional

Race 5: MAGIC MILLIONS JAN 2025 Class 6 Plate - 1200m

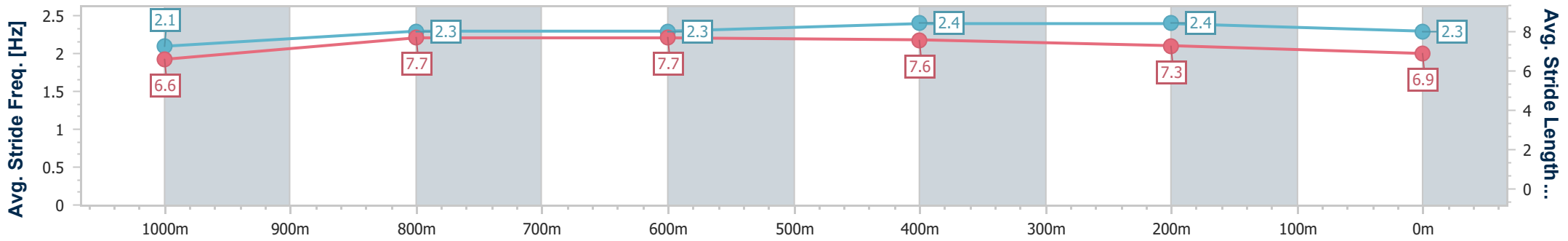
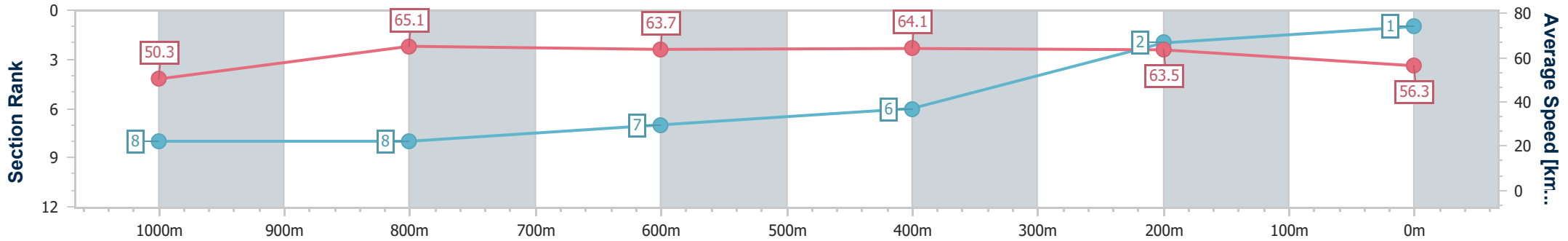
14 December 2024 - 14:38

Track Rating: Heavy 10, Weather: Showers, Rail Position: +2m Entire



BRISBANE RACING CLUB

Section	Overall	1000m	800m	600m	400m	200m
Section Times	1:12.65 [1] (0:14.32)	0:58.33 [8] (0:11.29)	0:47.04 [8] (0:11.46)	0:35.58 [7] (0:11.44)	0:24.14 [6] (0:11.34)	0:12.80 [2] (0:12.80)
Average Speed [km/h]	50.3	65.1	63.7	64.1	63.5	56.3
Top Speed [km/h]	65.6	67.0	64.6	66.1	66.2	61.0
Avg. Dist. to Rail [m]	5.2	3.9	3.0	3.5	9.4	9.0
Avg. Stride Freq. [Hz]	2.1	2.3	2.3	2.4	2.4	2.3
Avg. Stride Length [m]	6.6	7.7	7.7	7.6	7.3	6.9



- [ ] Ranking at each section and finish
- .-.- No data available at this section
- NA No data available



Horse/Jockey Name	Huon
Final Rank	2
Fastest Section Time (Section)	0:11.22 (1000m)
Top Speed [km/h] (Section)	67.7 (Overall)
Race State	Finished



### Eagle Farm QLD Professional

Race 5: MAGIC MILLIONS JAN 2025 Class 6 Plate - 1200m

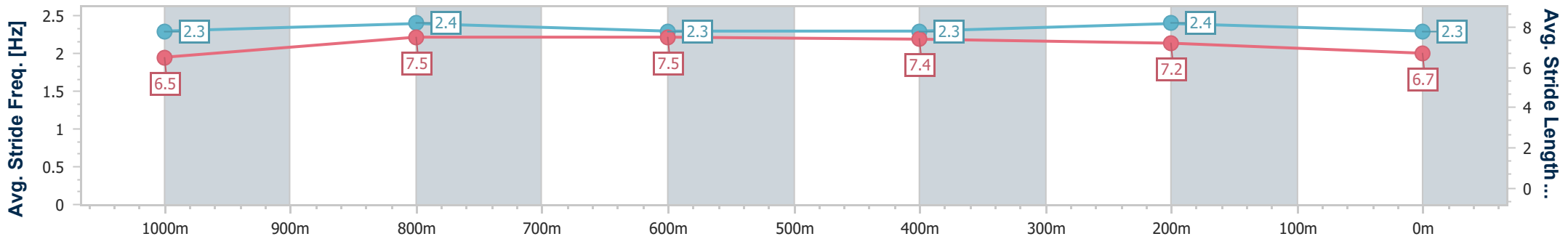
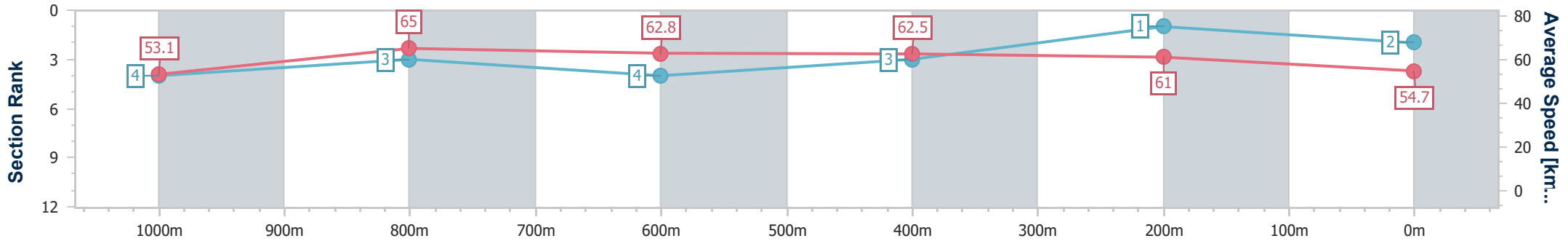
14 December 2024 - 14:38

Track Rating: Heavy 10, Weather: Showers, Rail Position: +2m Entire



BRISBANE RACING CLUB

Section	Overall	1000m	800m	600m	400m	200m
Section Times	1:13.02 [2] (0:13.59)	0:59.43 [4] (0:11.22)	0:48.21 [3] (0:11.63)	0:36.58 [4] (0:11.61)	0:24.97 [3] (0:11.78)	0:13.19 [1] (0:13.19)
Average Speed [km/h]	53.1	65.0	62.8	62.5	61.0	54.7
Top Speed [km/h]	67.7	67.1	63.8	63.8	63.2	58.7
Avg. Dist. to Rail [m]	3.6	3.1	2.0	1.7	4.4	6.3
Avg. Stride Freq. [Hz]	2.3	2.4	2.3	2.3	2.4	2.3
Avg. Stride Length [m]	6.5	7.5	7.5	7.4	7.2	6.7



- [ ] Ranking at each section and finish
- .-.-.- No data available at this section
- NA No data available



Horse/Jockey Name	Busting
Final Rank	3
Fastest Section Time (Section)	0:11.34 (1000m)
Top Speed [km/h] (Section)	67.0 (1000m)
Race State	Finished



### Eagle Farm QLD Professional

Race 5: MAGIC MILLIONS JAN 2025 Class 6 Plate - 1200m

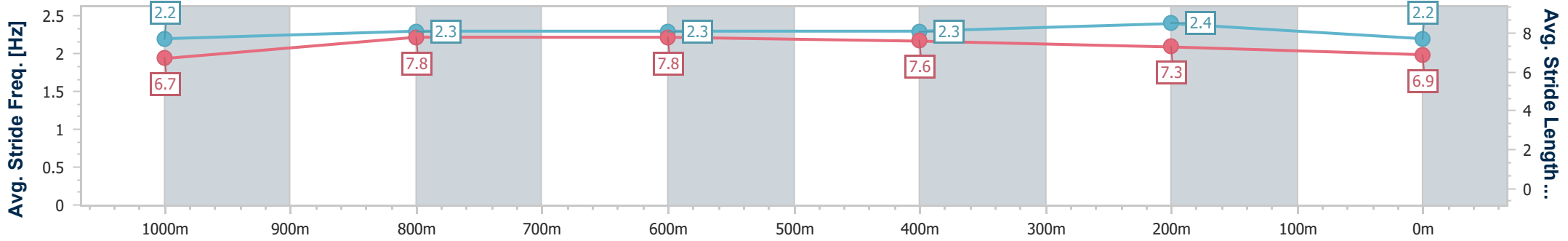
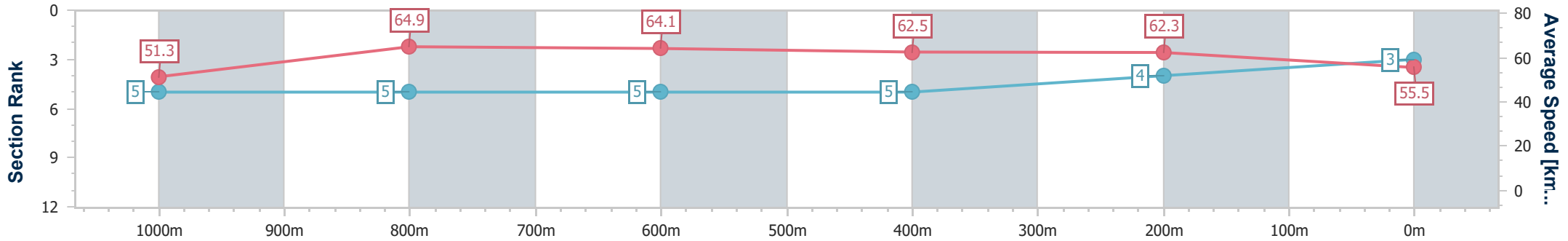
14 December 2024 - 14:38

Track Rating: Heavy 10, Weather: Showers, Rail Position: +2m Entire



BRISBANE RACING CLUB

Section	Overall	1000m	800m	600m	400m	200m
Section Times	1:13.04 [3] (0:14.05)	0:58.99 [5] (0:11.34)	0:47.65 [5] (0:11.39)	0:36.26 [5] (0:11.72)	0:24.54 [5] (0:11.55)	0:12.99 [4] (0:12.99)
Average Speed [km/h]	51.3	64.9	64.1	62.5	62.3	55.5
Top Speed [km/h]	65.0	67.0	64.7	63.6	64.7	58.4
Avg. Dist. to Rail [m]	5.4	4.3	3.1	3.0	8.8	8.5
Avg. Stride Freq. [Hz]	2.2	2.3	2.3	2.3	2.4	2.2
Avg. Stride Length [m]	6.7	7.8	7.8	7.6	7.3	6.9



- [ ] Ranking at each section and finish
- .-.- No data available at this section
- NA No data available



Horse/Jockey Name	Black On Beauty
Final Rank	4
Fastest Section Time (Section)	0:11.40 (1000m)
Top Speed [km/h] (Section)	68.6 (Overall)
Race State	Finished



Eagle Farm QLD Professional

Race 5: MAGIC MILLIONS JAN 2025 Class 6 Plate - 1200m

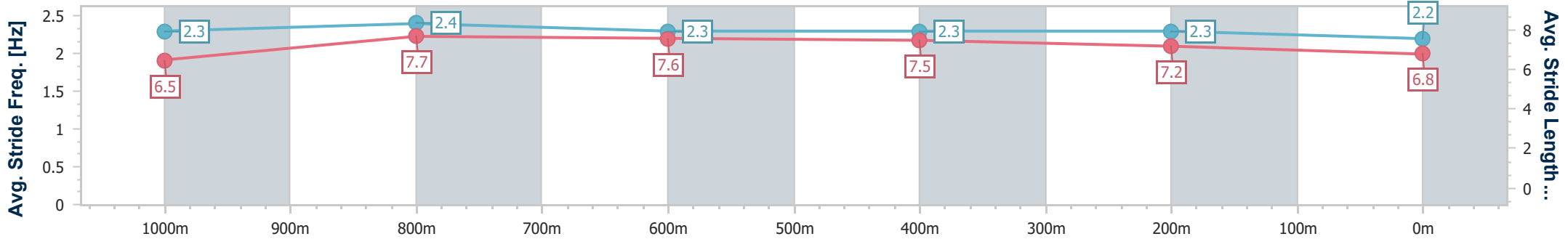
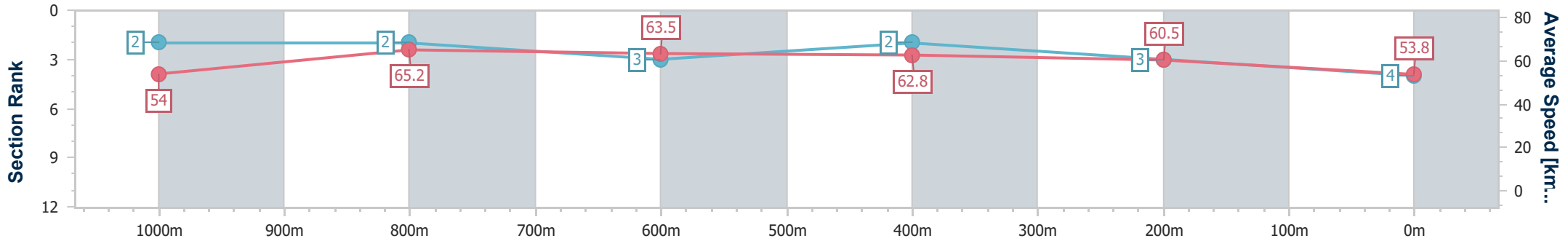
14 December 2024 - 14:38

Track Rating: Heavy 10, Weather: Showers, Rail Position: +2m Entire



BRISBANE RACING CLUB

Section	Overall	1000m	800m	600m	400m	200m
Section Times	1:13.24 [4] (0:13.37)	0:59.87 [2] (0:11.40)	0:48.47 [2] (0:11.62)	0:36.85 [3] (0:11.56)	0:25.29 [2] (0:11.90)	0:13.39 [3] (0:13.39)
Average Speed [km/h]	54.0	65.2	63.5	62.8	60.5	53.8
Top Speed [km/h]	68.6	66.0	64.2	63.4	63.0	57.5
Avg. Dist. to Rail [m]	4.8	6.1	5.8	1.7	6.6	8.0
Avg. Stride Freq. [Hz]	2.3	2.4	2.3	2.3	2.3	2.2
Avg. Stride Length [m]	6.5	7.7	7.6	7.5	7.2	6.8



- [ ] Ranking at each section and finish
- .-.- No data available at this section
- NA No data available



Horse/Jockey Name	Payline
Final Rank	5
Fastest Section Time (Section)	0:11.32 (1000m)
Top Speed [km/h] (Section)	66.2 (Overall)
Race State	Finished



### Eagle Farm QLD Professional

Race 5: MAGIC MILLIONS JAN 2025 Class 6 Plate - 1200m

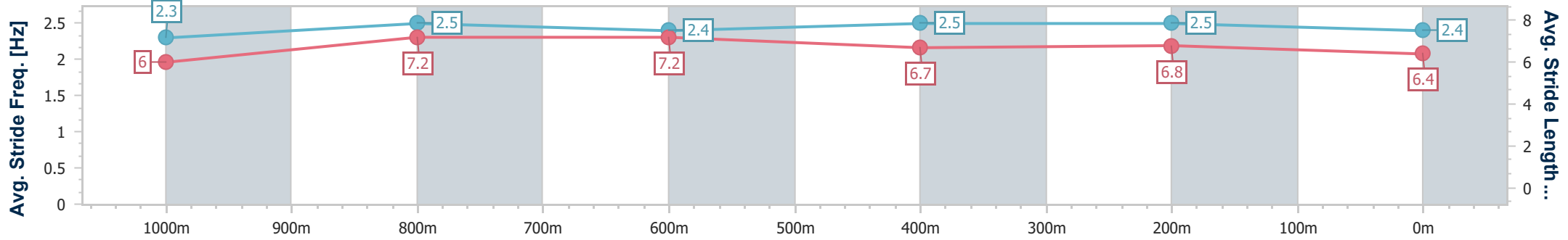
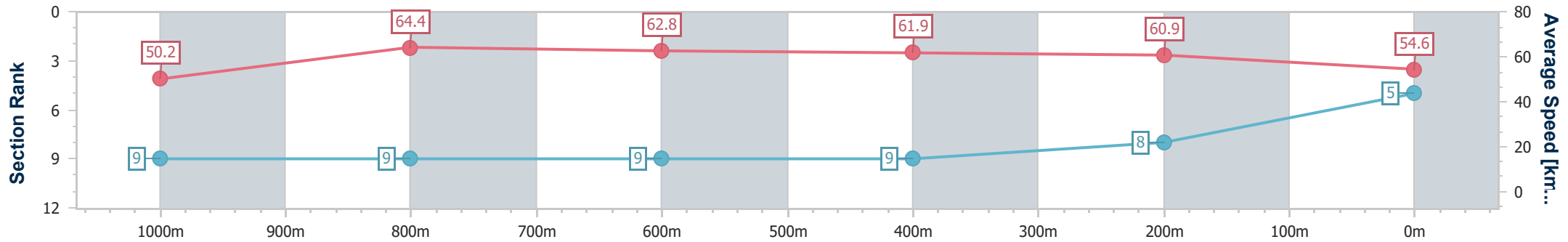
14 December 2024 - 14:38

Track Rating: Heavy 10, Weather: Showers, Rail Position: +2m Entire



BRISBANE RACING CLUB

Section	Overall	1000m	800m	600m	400m	200m
Section Times	1:13.90 [5] (0:14.36)	0:59.54 [9] (0:11.32)	0:48.22 [9] (0:11.53)	0:36.69 [9] (0:11.68)	0:25.01 [9] (0:11.84)	0:13.17 [8] (0:13.17)
Average Speed [km/h]	50.2	64.4	62.8	61.9	60.9	54.6
Top Speed [km/h]	66.2	65.8	64.0	62.8	62.1	58.3
Avg. Dist. to Rail [m]	2.5	2.4	1.2	1.4	2.8	3.8
Avg. Stride Freq. [Hz]	2.3	2.5	2.4	2.5	2.5	2.4
Avg. Stride Length [m]	6.0	7.2	7.2	6.7	6.8	6.4



- [ ] Ranking at each section and finish
- .-.- No data available at this section
- NA No data available





Horse/Jockey Name	Golden Decade
Final Rank	6
Fastest Section Time (Section)	0:11.44 (1000m)
Top Speed [km/h] (Section)	65.2 (Overall)
Race State	Finished



### Eagle Farm QLD Professional

Race 5: MAGIC MILLIONS JAN 2025 Class 6 Plate - 1200m

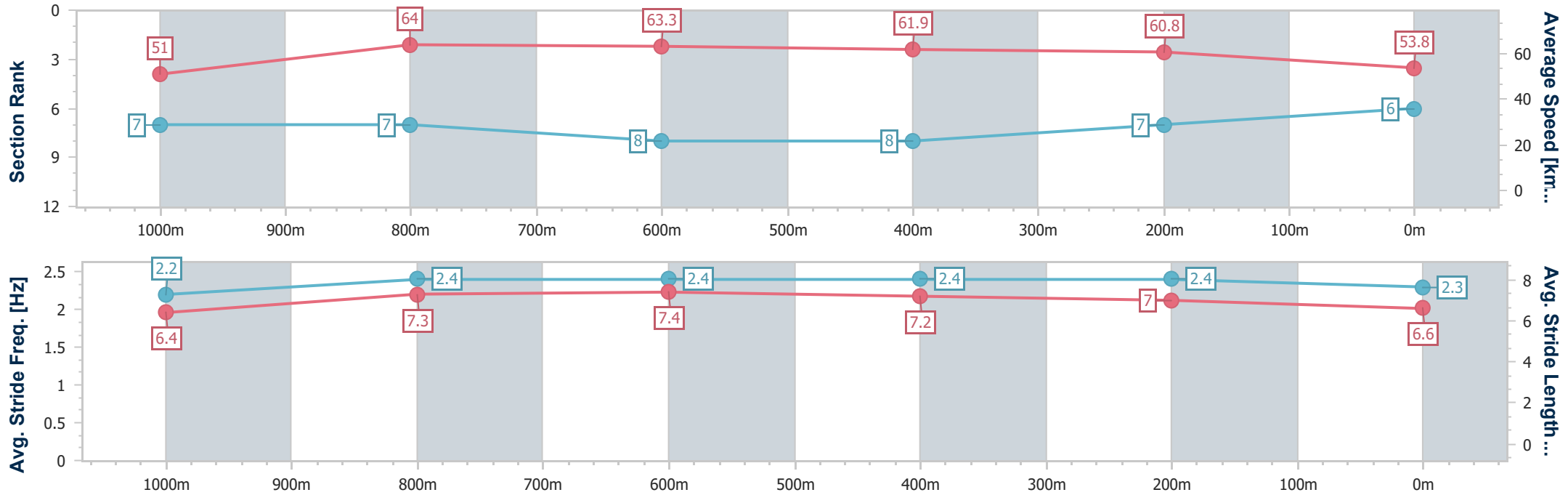
14 December 2024 - 14:38

Track Rating: Heavy 10, Weather: Showers, Rail Position: +2m Entire



BRISBANE RACING CLUB

Section	Overall	1000m	800m	600m	400m	200m
Section Times	1:14.05 [6] (0:14.11)	0:59.94 [7] (0:11.44)	0:48.50 [7] (0:11.53)	0:36.97 [8] (0:11.73)	0:25.24 [8] (0:11.87)	0:13.37 [7] (0:13.37)
Average Speed [km/h]	51.0	64.0	63.3	61.9	60.8	53.8
Top Speed [km/h]	65.2	64.7	64.4	63.1	62.4	57.8
Avg. Dist. to Rail [m]	2.0	3.4	3.0	1.5	4.6	4.7
Avg. Stride Freq. [Hz]	2.2	2.4	2.4	2.4	2.4	2.3
Avg. Stride Length [m]	6.4	7.3	7.4	7.2	7.0	6.6



- [ ] Ranking at each section and finish
- .-.- No data available at this section
- NA No data available



Horse/Jockey Name	Hell
Final Rank	7
Fastest Section Time (Section)	0:11.10 (1000m)
Top Speed [km/h] (Section)	68.5 (Overall)
Race State	Finished



### Eagle Farm QLD Professional

Race 5: MAGIC MILLIONS JAN 2025 Class 6 Plate - 1200m

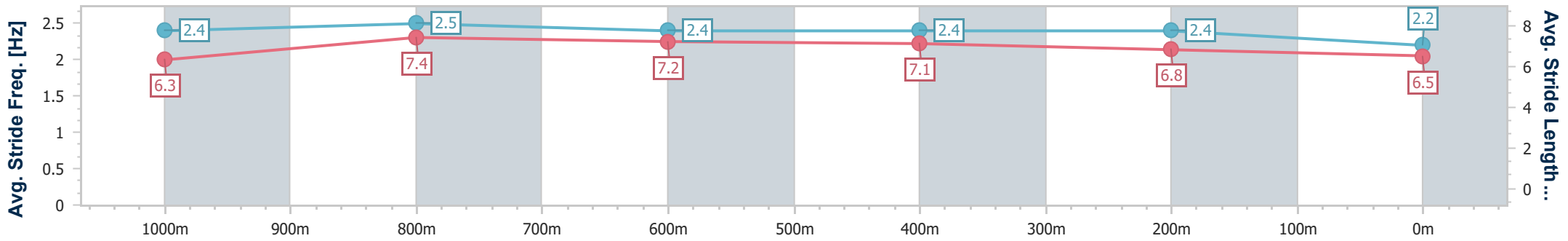
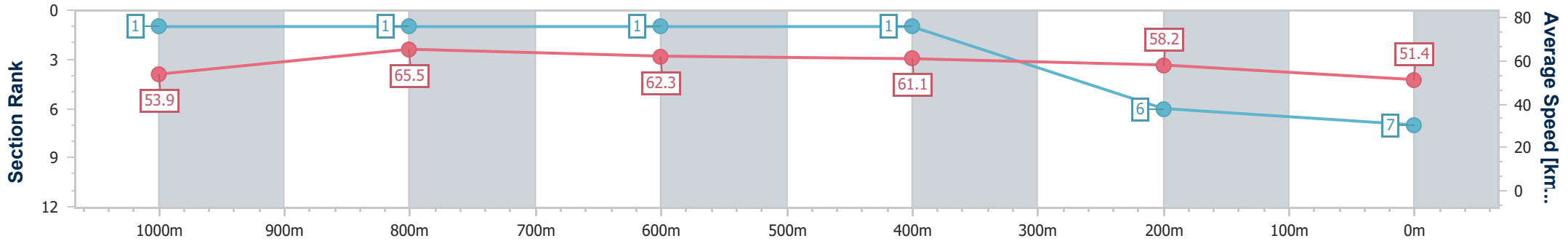
14 December 2024 - 14:38

Track Rating: Heavy 10, Weather: Showers, Rail Position: +2m Entire



BRISBANE RACING CLUB

Section	Overall	1000m	800m	600m	400m	200m
Section Times	1:14.20 [7] (0:13.35)	1:00.85 [1] (0:11.10)	0:49.75 [1] (0:11.58)	0:38.17 [1] (0:11.84)	0:26.33 [1] (0:12.39)	0:13.94 [6] (0:13.94)
Average Speed [km/h]	53.9	65.5	62.3	61.1	58.2	51.4
Top Speed [km/h]	68.5	67.7	63.7	62.1	61.5	54.9
Avg. Dist. to Rail [m]	1.1	2.1	0.9	0.9	5.3	5.6
Avg. Stride Freq. [Hz]	2.4	2.5	2.4	2.4	2.4	2.2
Avg. Stride Length [m]	6.3	7.4	7.2	7.1	6.8	6.5



- [ ] Ranking at each section and finish
- .-.- No data available at this section
- NA No data available



Horse/Jockey Name	Typhoon Taavi
Final Rank	8
Fastest Section Time (Section)	0:11.32 (1000m)
Top Speed [km/h] (Section)	67.0 (Overall)
Race State	Finished



Eagle Farm QLD Professional

Race 5: MAGIC MILLIONS JAN 2025 Class 6 Plate - 1200m

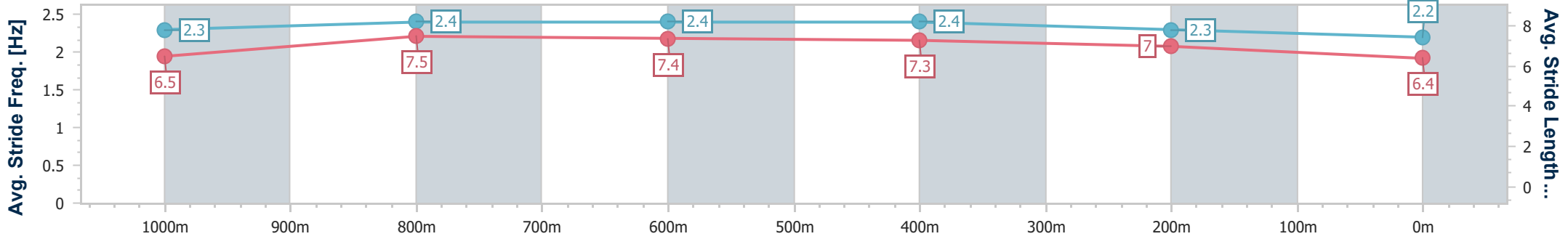
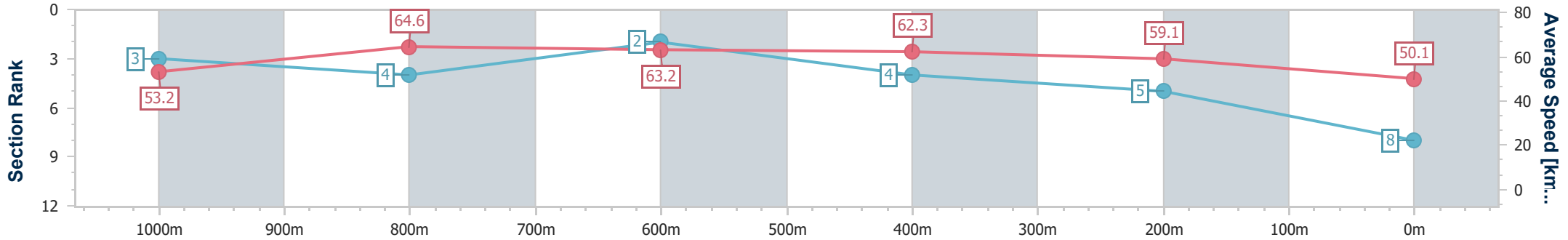
14 December 2024 - 14:38

Track Rating: Heavy 10, Weather: Showers, Rail Position: +2m Entire



BRISBANE RACING CLUB

Section	Overall	1000m	800m	600m	400m	200m
Section Times	1:14.62 [8] (0:13.55)	1:01.07 [3] (0:11.32)	0:49.75 [4] (0:11.48)	0:38.27 [2] (0:11.73)	0:26.54 [4] (0:12.17)	0:14.37 [5] (0:14.37)
Average Speed [km/h]	53.2	64.6	63.2	62.3	59.1	50.1
Top Speed [km/h]	67.0	65.9	64.3	63.1	62.6	55.2
Avg. Dist. to Rail [m]	6.1	3.0	1.3	3.1	8.5	8.0
Avg. Stride Freq. [Hz]	2.3	2.4	2.4	2.4	2.3	2.2
Avg. Stride Length [m]	6.5	7.5	7.4	7.3	7.0	6.4



- [ ] Ranking at each section and finish
- .-.- No data available at this section
- NA No data available



Horse/Jockey Name	Corfe Castle
Final Rank	9
Fastest Section Time (Section)	0:11.38 (1000m)
Top Speed [km/h] (Section)	65.6 (Overall)
Race State	Finished



### Eagle Farm QLD Professional

Race 5: MAGIC MILLIONS JAN 2025 Class 6 Plate - 1200m

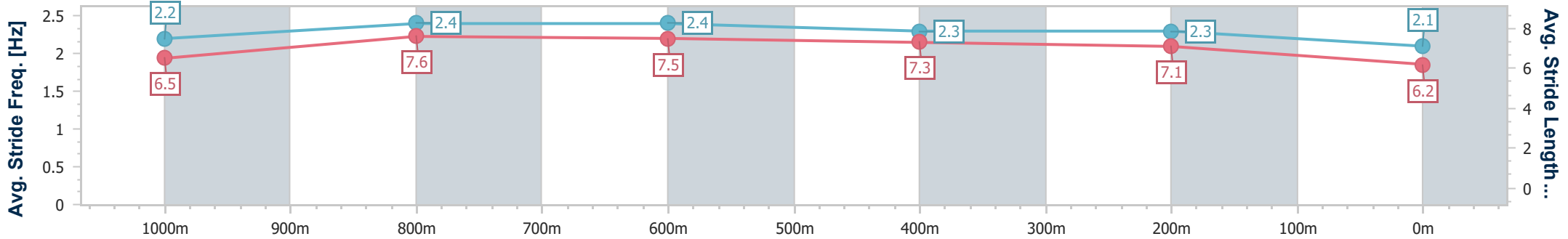
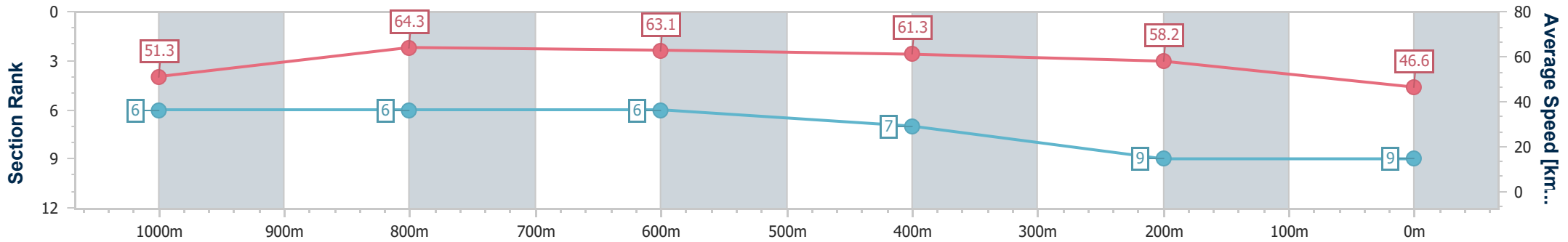
14 December 2024 - 14:38

Track Rating: Heavy 10, Weather: Showers, Rail Position: +2m Entire



BRISBANE RACING CLUB

Section	Overall	1000m	800m	600m	400m	200m
Section Times	1:16.44 [9] (0:14.07)	1:02.37 [6] (0:11.38)	0:50.99 [6] (0:11.48)	0:39.51 [6] (0:11.73)	0:27.78 [7] (0:12.33)	0:15.45 [9] (0:15.45)
Average Speed [km/h]	51.3	64.3	63.1	61.3	58.2	46.6
Top Speed [km/h]	65.6	65.2	64.2	61.8	61.5	54.0
Avg. Dist. to Rail [m]	3.6	2.9	1.8	1.1	5.4	7.6
Avg. Stride Freq. [Hz]	2.2	2.4	2.4	2.3	2.3	2.1
Avg. Stride Length [m]	6.5	7.6	7.5	7.3	7.1	6.2



- [ ] Ranking at each section and finish
- .-.- No data available at this section
- NA No data available



# Eagle Farm QLD Professional

## Race 6: SEVEN GOLD EDITION PLATE - 1200m

14 December 2024 - 15:12



BRISBANE  
RACING CLUB

Track Rating: Heavy 10, Weather: Showers, Rail Position: +2m Entire

Section		Overall	1000m	800m	600m	400m	200m	Last 600m					
Field Times		1:14.03 (0:13.04)	1:00.99 (0:10.92)	0:50.07 (0:11.63)	0:38.44 (0:12.25)	0:26.19 (0:12.63)	0:13.56 (0:13.56)	0:38.44					
Rank	TAB Horse/Jockey	Barrier	Top Speed [km/h]	Fastest Section							Margin	Distance Travelled [m]	
1	1 SUPERALLOY Angela Jones	3	66.8 1000m	0:11.22 1000m	1:14.03 [1] (0:13.76)	1:00.27 [6] (0:11.22)	0:49.05 [6] (0:11.46)	0:37.59 [6] (0:11.96)	0:25.63 [5] (0:12.18)	0:13.45 [2] (0:13.45)	1:14.03	0:37.59	
2	2 HELLA FAST Cejay Graham	4	65.3 Overall	0:11.34 1000m	1:14.19 [2] (0:13.56)	1:00.63 [5] (0:11.34)	0:49.29 [5] (0:11.43)	0:37.86 [5] (0:12.12)	0:25.74 [6] (0:12.23)	0:13.51 [5] (0:13.51)	0.95L	0:37.86	-9
3	4 I'M ZAC Samantha Collett	2	67.2 1000m	0:11.20 1000m	1:14.33 [3] (0:13.99)	1:00.34 [7] (0:11.20)	0:49.14 [7] (0:11.33)	0:37.81 [7] (0:12.00)	0:25.81 [7] (0:12.18)	0:13.63 [6] (0:13.63)	1.77L	0:37.81	-3
4	8 SHE OURS Bailey Wheeler	5	67.0 Overall	0:11.24 1000m	1:14.34 [4] (0:13.35)	1:00.99 [3] (0:11.24)	0:49.75 [4] (0:11.61)	0:38.14 [4] (0:11.99)	0:26.15 [3] (0:12.46)	0:13.69 [4] (0:13.69)	1.8L	0:38.14	-4
5	3 OBLIGATED Justin Stanley	6	67.3 1000m	0:11.22 1000m	1:14.69 [5] (0:13.36)	1:01.33 [4] (0:11.22)	0:50.11 [3] (0:11.55)	0:38.56 [3] (0:12.13)	0:26.43 [4] (0:12.33)	0:14.10 [3] (0:14.10)	3.86L	0:38.56	+1
6	10 KAHLISEE Tahlia Fenlon	8	67.2 1000m	0:10.92 1000m	1:14.72 [6] (0:13.04)	1:01.68 [1] (0:10.92)	0:50.76 [1] (0:11.63)	0:39.13 [1] (0:12.25)	0:26.88 [1] (0:12.63)	0:14.25 [1] (0:14.25)	4.08L	0:39.13	-8
7	5 AIR WE GO Kyle Wilson-Taylor	7	68.4 1000m	0:10.87 1000m	1:17.49 [7] (0:13.33)	1:04.16 [2] (0:10.87)	0:53.29 [2] (0:11.53)	0:41.76 [2] (0:12.34)	0:29.42 [2] (0:13.34)	0:16.08 [7] (0:16.08)	20.33L	0:41.76	-1

Scratched: Indubitably (#11), Scripted (#7), Hell To Pay (#6), Socrazyinlove (#9)



Horse/Jockey Name	Superalloy
Final Rank	1
Fastest Section Time (Section)	0:11.22 (1000m)
Top Speed [km/h] (Section)	66.8 (1000m)
Race State	Finished

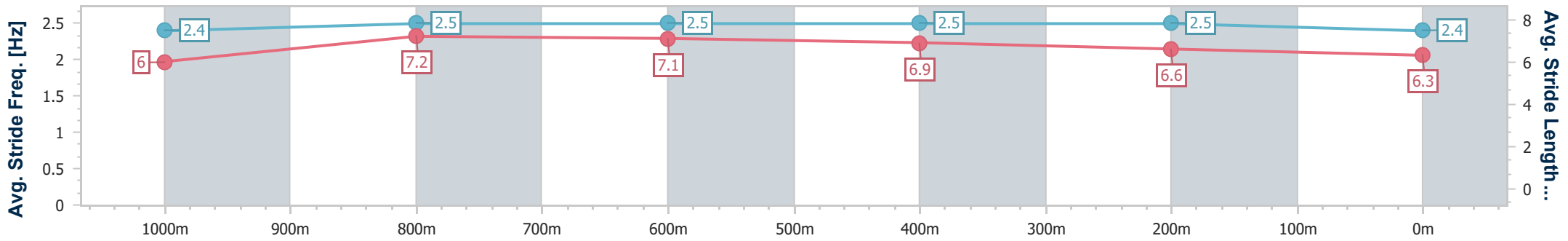
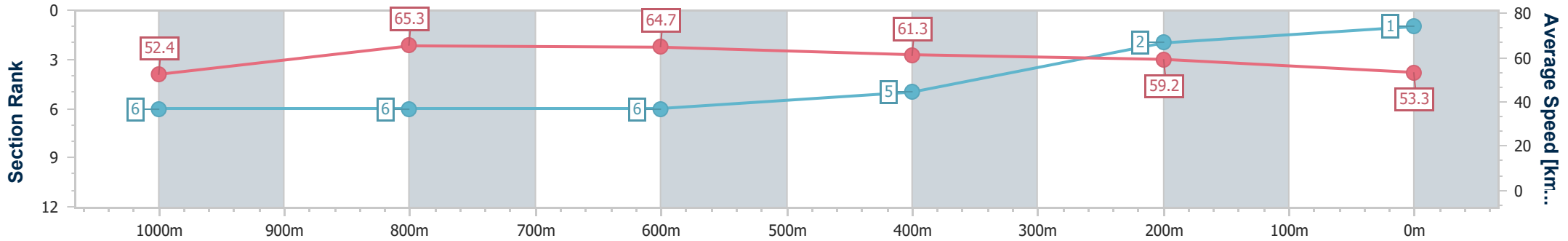


Eagle Farm QLD Professional  
 Race 6: SEVEN GOLD EDITION PLATE - 1200m  
 14 December 2024 - 15:12  
 Track Rating: Heavy 10, Weather: Showers, Rail Position: +2m Entire



BRISBANE RACING CLUB

Section	Overall	1000m	800m	600m	400m	200m
Section Times	1:14.03 [1] (0:13.76)	1:00.27 [6] (0:11.22)	0:49.05 [6] (0:11.46)	0:37.59 [6] (0:11.96)	0:25.63 [5] (0:12.18)	0:13.45 [2] (0:13.45)
Average Speed [km/h]	52.4	65.3	64.7	61.3	59.2	53.3
Top Speed [km/h]	64.4	66.8	65.7	62.5	61.4	57.6
Avg. Dist. to Rail [m]	1.4	3.7	5.6	3.9	8.9	10.0
Avg. Stride Freq. [Hz]	2.4	2.5	2.5	2.5	2.5	2.4
Avg. Stride Length [m]	6.0	7.2	7.1	6.9	6.6	6.3



- [ ] Ranking at each section and finish
- .-.- No data available at this section
- NA No data available



Horse/Jockey Name	Hella Fast
Final Rank	2
Fastest Section Time (Section)	0:11.34 (1000m)
Top Speed [km/h] (Section)	65.3 (Overall)
Race State	Finished



### Eagle Farm QLD Professional

Race 6: SEVEN GOLD EDITION PLATE - 1200m

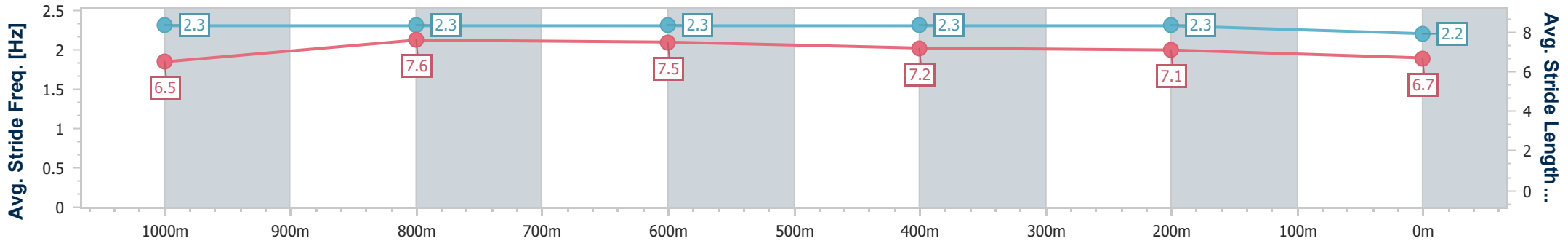
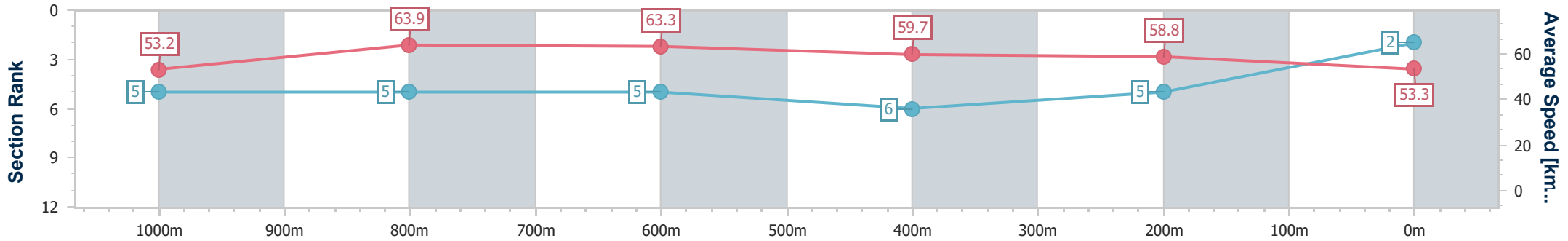
14 December 2024 - 15:12

Track Rating: Heavy 10, Weather: Showers, Rail Position: +2m Entire



BRISBANE RACING CLUB

Section	Overall	1000m	800m	600m	400m	200m
Section Times	1:14.19 [2] (0:13.56)	1:00.63 [5] (0:11.34)	0:49.29 [5] (0:11.43)	0:37.86 [5] (0:12.12)	0:25.74 [6] (0:12.23)	0:13.51 [5] (0:13.51)
Average Speed [km/h]	53.2	63.9	63.3	59.7	58.8	53.3
Top Speed [km/h]	65.3	65.0	64.4	61.5	60.4	56.4
Avg. Dist. to Rail [m]	2.4	1.0	1.7	1.1	4.5	5.3
Avg. Stride Freq. [Hz]	2.3	2.3	2.3	2.3	2.3	2.2
Avg. Stride Length [m]	6.5	7.6	7.5	7.2	7.1	6.7



- [ ] Ranking at each section and finish
- .-.- No data available at this section
- NA No data available



Horse/Jockey Name	I'm Zac
Final Rank	3
Fastest Section Time (Section)	0:11.20 (1000m)
Top Speed [km/h] (Section)	67.2 (1000m)
Race State	Finished



### Eagle Farm QLD Professional

Race 6: SEVEN GOLD EDITION PLATE - 1200m

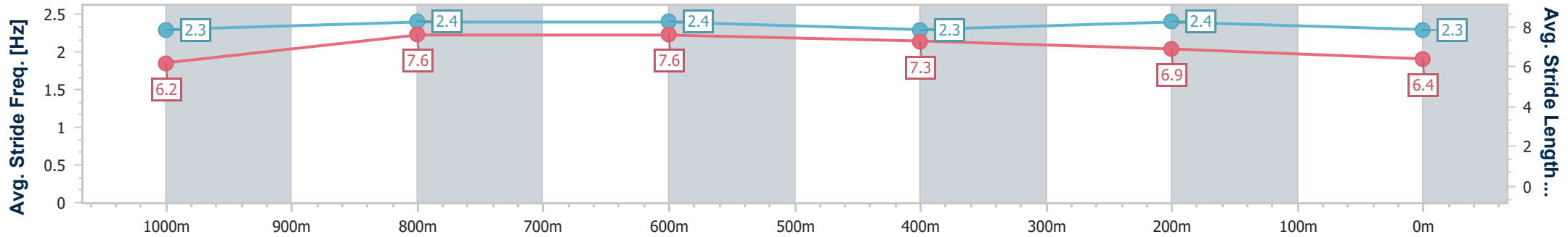
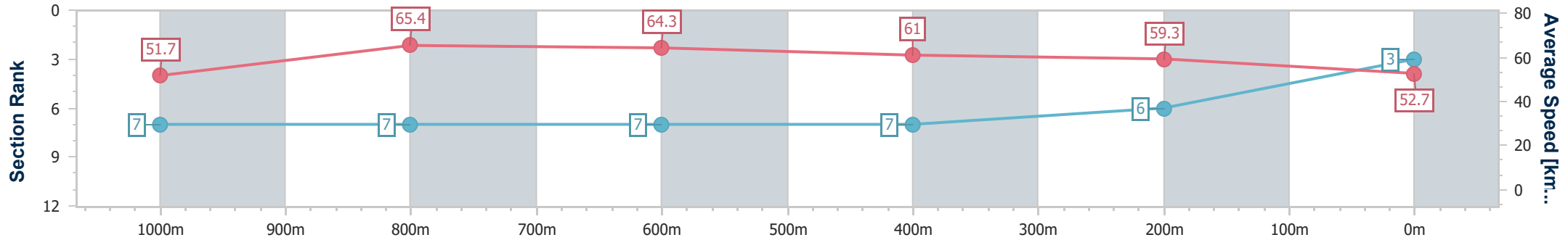
14 December 2024 - 15:12

Track Rating: Heavy 10, Weather: Showers, Rail Position: +2m Entire



BRISBANE RACING CLUB

Section	Overall	1000m	800m	600m	400m	200m
Section Times	1:14.33 [3] (0:13.99)	1:00.34 [7] (0:11.20)	0:49.14 [7] (0:11.33)	0:37.81 [7] (0:12.00)	0:25.81 [7] (0:12.18)	0:13.63 [6] (0:13.63)
Average Speed [km/h]	51.7	65.4	64.3	61.0	59.3	52.7
Top Speed [km/h]	64.7	67.2	66.3	63.2	62.4	56.7
Avg. Dist. to Rail [m]	1.5	3.6	3.3	3.5	9.1	10.8
Avg. Stride Freq. [Hz]	2.3	2.4	2.4	2.3	2.4	2.3
Avg. Stride Length [m]	6.2	7.6	7.6	7.3	6.9	6.4



- [ ] Ranking at each section and finish
- .-.- No data available at this section
- NA No data available





Horse/Jockey Name	She Ours
Final Rank	4
Fastest Section Time (Section)	0:11.24 (1000m)
Top Speed [km/h] (Section)	67.0 (Overall)
Race State	Finished



### Eagle Farm QLD Professional

Race 6: SEVEN GOLD EDITION PLATE - 1200m

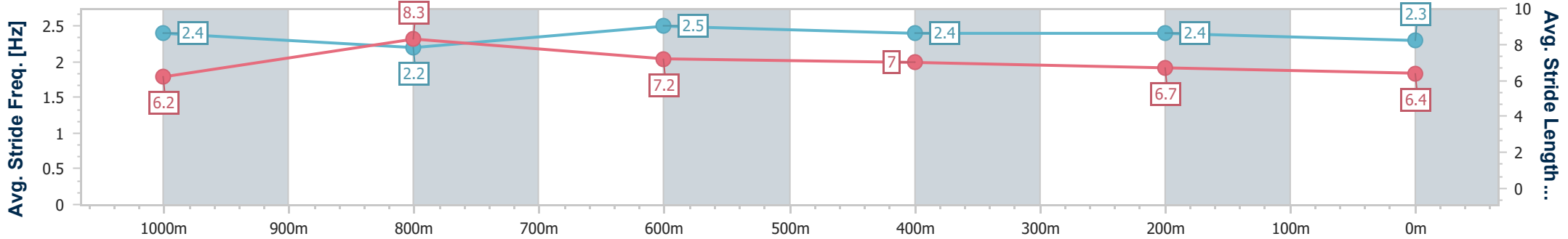
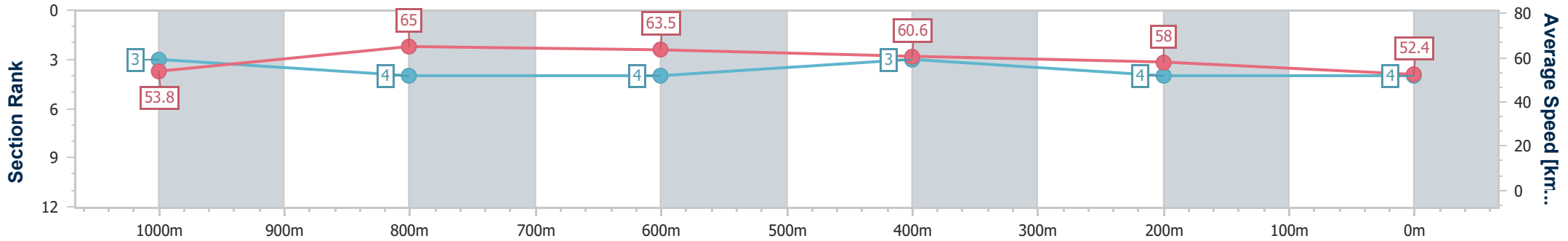
14 December 2024 - 15:12

Track Rating: Heavy 10, Weather: Showers, Rail Position: +2m Entire



BRISBANE RACING CLUB

Section	Overall	1000m	800m	600m	400m	200m
Section Times	1:14.34 [4] (0:13.35)	1:00.99 [3] (0:11.24)	0:49.75 [4] (0:11.61)	0:38.14 [4] (0:11.99)	0:26.15 [3] (0:12.46)	0:13.69 [4] (0:13.69)
Average Speed [km/h]	53.8	65.0	63.5	60.6	58.0	52.4
Top Speed [km/h]	67.0	66.9	64.4	62.5	60.3	56.2
Avg. Dist. to Rail [m]	3.1	2.3	5.0	2.3	6.9	8.3
Avg. Stride Freq. [Hz]	2.4	2.2	2.5	2.4	2.4	2.3
Avg. Stride Length [m]	6.2	8.3	7.2	7.0	6.7	6.4



- [ ] Ranking at each section and finish
- .-.- No data available at this section
- NA No data available



Horse/Jockey Name	Obligated
Final Rank	5
Fastest Section Time (Section)	0:11.22 (1000m)
Top Speed [km/h] (Section)	67.3 (1000m)
Race State	Finished



### Eagle Farm QLD Professional

Race 6: SEVEN GOLD EDITION PLATE - 1200m

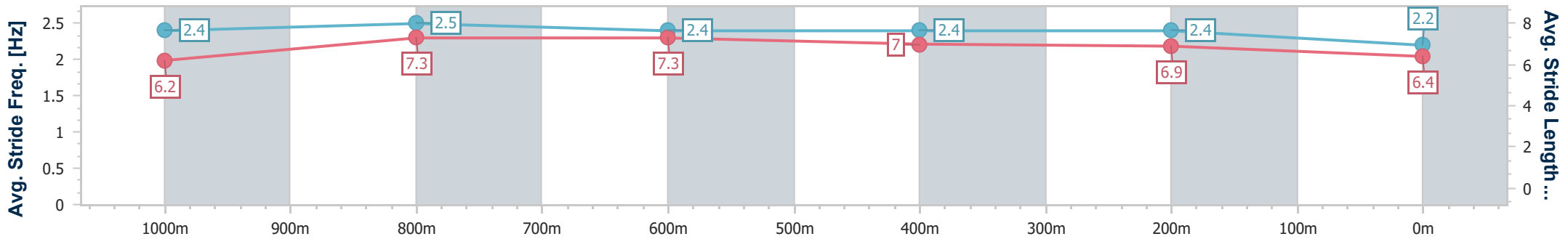
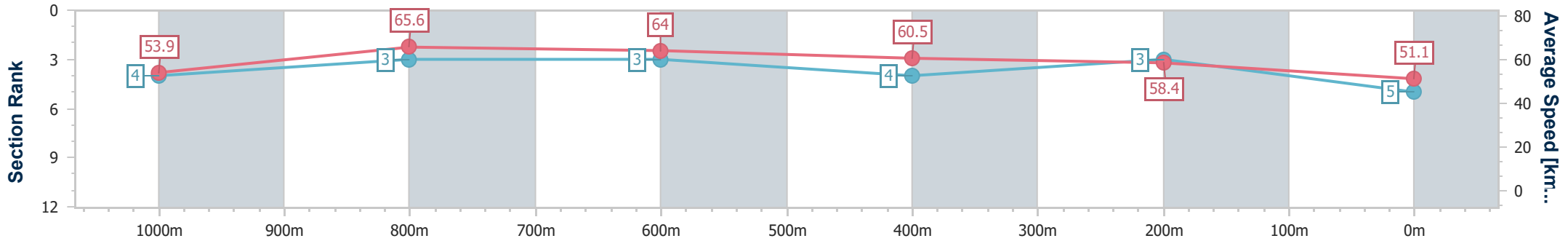
14 December 2024 - 15:12

Track Rating: Heavy 10, Weather: Showers, Rail Position: +2m Entire



BRISBANE RACING CLUB

Section	Overall	1000m	800m	600m	400m	200m
Section Times	1:14.69 [5] (0:13.36)	1:01.33 [4] (0:11.22)	0:50.11 [3] (0:11.55)	0:38.56 [3] (0:12.13)	0:26.43 [4] (0:12.33)	0:14.10 [3] (0:14.10)
Average Speed [km/h]	53.9	65.6	64.0	60.5	58.4	51.1
Top Speed [km/h]	66.2	67.3	66.2	61.8	61.5	54.9
Avg. Dist. to Rail [m]	5.2	4.7	5.5	4.1	8.2	9.6
Avg. Stride Freq. [Hz]	2.4	2.5	2.4	2.4	2.4	2.2
Avg. Stride Length [m]	6.2	7.3	7.3	7.0	6.9	6.4



- [ ] Ranking at each section and finish
- .-.- No data available at this section
- NA No data available



Horse/Jockey Name	Kahlisee
Final Rank	6
Fastest Section Time (Section)	0:10.92 (1000m)
Top Speed [km/h] (Section)	67.2 (1000m)
Race State	Finished



### Eagle Farm QLD Professional

Race 6: SEVEN GOLD EDITION PLATE - 1200m

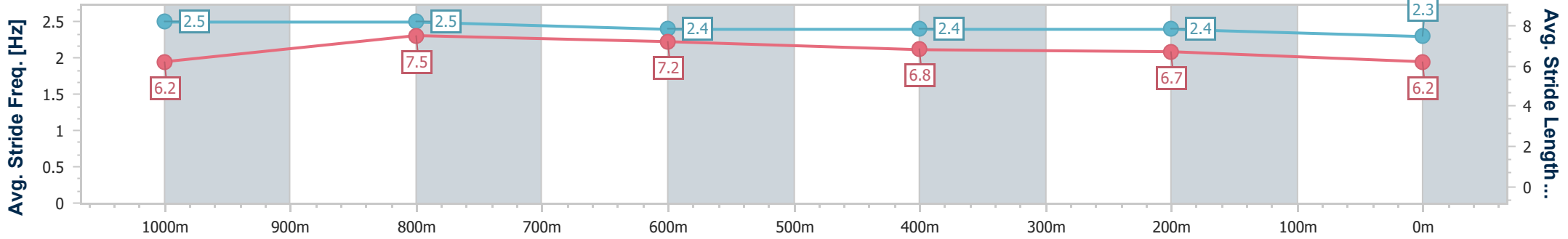
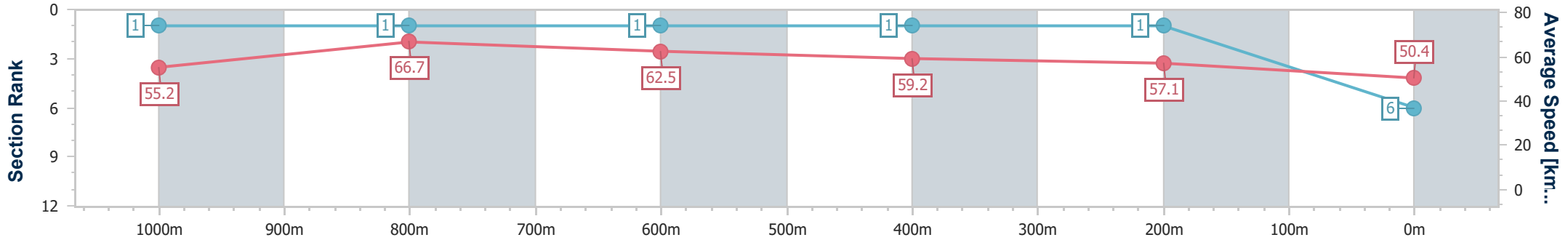
14 December 2024 - 15:12

Track Rating: Heavy 10, Weather: Showers, Rail Position: +2m Entire



BRISBANE RACING CLUB

Section	Overall	1000m	800m	600m	400m	200m
Section Times	1:14.72 [6] (0:13.04)	1:01.68 [1] (0:10.92)	0:50.76 [1] (0:11.63)	0:39.13 [1] (0:12.25)	0:26.88 [1] (0:12.63)	0:14.25 [1] (0:14.25)
Average Speed [km/h]	55.2	66.7	62.5	59.2	57.1	50.4
Top Speed [km/h]	67.1	67.2	65.6	63.0	58.6	54.4
Avg. Dist. to Rail [m]	5.3	1.8	2.4	1.3	3.8	4.6
Avg. Stride Freq. [Hz]	2.5	2.5	2.4	2.4	2.4	2.3
Avg. Stride Length [m]	6.2	7.5	7.2	6.8	6.7	6.2



- [ ] Ranking at each section and finish
- .-.- No data available at this section
- NA No data available



Horse/Jockey Name	Air We Go
Final Rank	7
Fastest Section Time (Section)	0:10.87 (1000m)
Top Speed [km/h] (Section)	68.4 (1000m)
Race State	Finished



### Eagle Farm QLD Professional

Race 6: SEVEN GOLD EDITION PLATE - 1200m

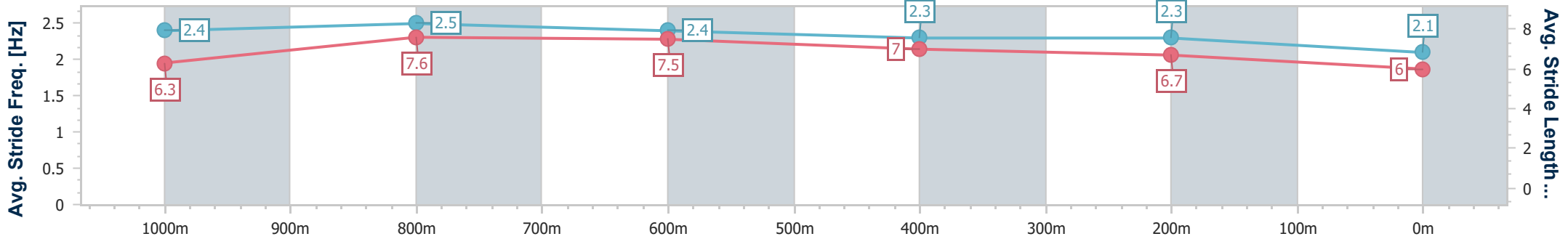
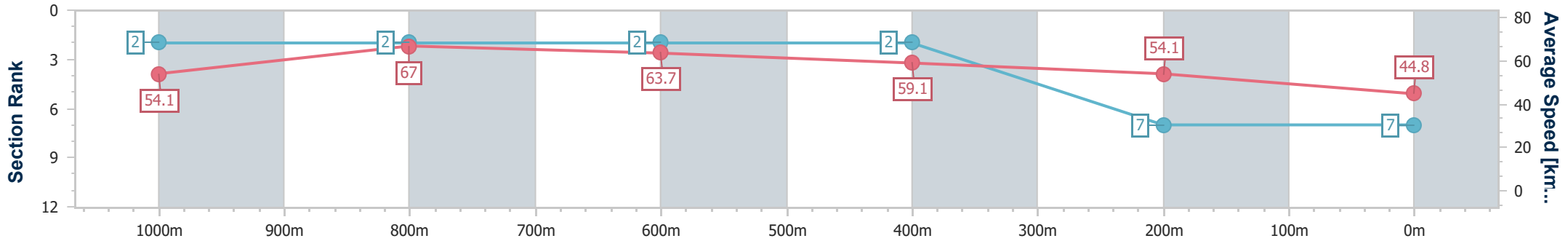
14 December 2024 - 15:12

Track Rating: Heavy 10, Weather: Showers, Rail Position: +2m Entire



BRISBANE RACING CLUB

Section	Overall	1000m	800m	600m	400m	200m
Section Times	1:17.49 [7] (0:13.33)	1:04.16 [2] (0:10.87)	0:53.29 [2] (0:11.53)	0:41.76 [2] (0:12.34)	0:29.42 [2] (0:13.34)	0:16.08 [7] (0:16.08)
Average Speed [km/h]	54.1	67.0	63.7	59.1	54.1	44.8
Top Speed [km/h]	66.6	68.4	66.3	61.7	57.3	50.0
Avg. Dist. to Rail [m]	5.5	4.4	4.0	3.4	9.2	12.3
Avg. Stride Freq. [Hz]	2.4	2.5	2.4	2.3	2.3	2.1
Avg. Stride Length [m]	6.3	7.6	7.5	7.0	6.7	6.0



- [ ] Ranking at each section and finish
- .-.- No data available at this section
- NA No data available



# Eagle Farm QLD Professional

## Race 7: LADBROKES GRAND PRIX STAKES - 1800m

14 December 2024 - 15:53



BRISBANE  
RACING CLUB

Track Rating: Heavy 10, Weather: Showers, Rail Position: +2m Entire

Section		Overall	1600m	1400m	1200m	1000m	800m	600m	Last 600m				
Field Times		1:52.44 (0:14.17)	1:38.27 (0:11.54)	1:26.73 (0:11.91)	1:14.82 (0:12.21)	1:02.61 (0:12.28)	0:50.33 (0:12.58)	0:37.75 (0:12.47)	0:37.75				
Rank	TAB Horse/Jockey	Barrier	Top Speed [km/h]	Fastest Section									Distance Travelled [m]
1	1 <b>BEAU DAZZLER</b> Jag Guthmann-Chester	1	62.3	0:11.88	1:52.44 [1] (0:14.55)	1:37.89 [5] (0:11.88)	1:26.01 [5] (0:12.07)	1:13.94 [6] (0:12.26)	1:01.68 [6] (0:12.41)	0:49.27 [6] (0:12.41)	0:36.86 [6] (0:12.26)	0:36.86	
2	13 <b>SUN WORSHIPPER</b> Mark Du Plessis	6	62.6	0:11.72	1:52.94 [2] (0:14.91)	1:38.03 [9] (0:11.72)	1:26.31 [7] (0:12.04)	1:14.27 [7] (0:12.39)	1:01.88 [7] (0:12.45)	0:49.43 [8] (0:12.24)	0:37.19 [8] (0:12.26)	0:37.19	+7
3	14 <b>MADAME LEXIS</b> Sean Cormack	12	62.1	0:11.73	1:52.99 [3] (0:15.12)	1:37.87 [11] (0:11.73)	1:26.14 [10] (0:12.14)	1:14.00 [11] (0:12.36)	1:01.64 [11] (0:12.32)	0:49.32 [12] (0:12.14)	0:37.18 [9] (0:12.05)	0:37.18	+9
4	2 <b>APUNTAR</b> Taylor Marshall	10	64.8	0:11.54	1:53.09 [4] (0:14.17)	1:38.92 [1] (0:11.54)	1:27.38 [1] (0:11.91)	1:15.47 [1] (0:12.21)	1:03.26 [1] (0:12.28)	0:50.98 [1] (0:12.58)	0:38.40 [1] (0:12.47)	0:38.40	+6
5	5 <b>MOON SWEEPER</b> Damien Thornton	2	62.6	0:11.80	1:53.87 [5] (0:14.45)	1:39.42 [4] (0:11.80)	1:27.62 [4] (0:12.10)	1:15.52 [5] (0:12.27)	1:03.25 [5] (0:12.37)	0:50.88 [5] (0:12.29)	0:38.59 [5] (0:12.36)	0:38.59	+0
6	10 <b>METCALFE</b> Ron Stewart	4	62.1	0:11.83	1:53.91 [6] (0:14.30)	1:39.61 [3] (0:11.83)	1:27.78 [3] (0:12.06)	1:15.72 [3] (0:12.27)	1:03.45 [4] (0:12.43)	0:51.02 [4] (0:12.38)	0:38.64 [4] (0:12.45)	0:38.64	+6
7	15 <b>WOWZINO</b> Angela Jones	5	62.5	0:11.80	1:54.29 [7] (0:14.57)	1:39.72 [6] (0:11.88)	1:27.84 [6] (0:11.80)	1:16.04 [4] (0:12.12)	1:03.92 [3] (0:12.45)	0:51.47 [3] (0:12.43)	0:39.04 [2] (0:12.55)	0:39.04	+13
8	7 <b>BLUEPINOT</b> Andrew Mallyon	13	62.6	0:11.85	1:54.34 [8] (0:15.34)	1:39.00 [13] (0:11.85)	1:27.15 [13] (0:12.13)	1:15.02 [13] (0:12.31)	1:02.71 [13] (0:12.17)	0:50.54 [13] (0:12.24)	0:38.30 [13] (0:12.27)	0:38.30	+7
9	6 <b>SQUEEZEBOX</b> Vlad Duric	9	62.4	0:11.88	1:54.42 [9] (0:14.98)	1:39.44 [10] (0:11.88)	1:27.56 [11] (0:12.05)	1:15.51 [9] (0:12.17)	1:03.34 [8] (0:12.26)	0:51.08 [7] (0:12.27)	0:38.81 [7] (0:12.15)	0:38.81	+9
10	11 <b>PROPOSE</b> Emily Lang	14	62.4	0:11.85	1:54.53 [10] (0:15.70)	1:38.83 [14] (0:11.85)	1:26.98 [14] (0:12.09)	1:14.89 [14] (0:12.24)	1:02.65 [14] (0:12.13)	0:50.52 [14] (0:12.05)	0:38.47 [14] (0:12.41)	0:38.47	+17

Scratched: Italian Riviera (#4), Trusty Bandit (#16)

[ ] Ranking at each section and finish  
 -:-:- No data available at this section  
 NA No data available

SCN Saddle cloth number  
 DNF Did not finish  
 DNT Did not track



# Eagle Farm QLD Professional

## Race 7: LADBROKES GRAND PRIX STAKES - 1800m

14 December 2024 - 15:53



BRISBANE  
RACING CLUB

Track Rating: Heavy 10, Weather: Showers, Rail Position: +2m Entire

Section		Overall	1600m	1400m	1200m	1000m	800m	600m	Last 600m					
Field Times		1:52.44 (0:14.17)	1:38.27 (0:11.54)	1:26.73 (0:11.91)	1:14.82 (0:12.21)	1:02.61 (0:12.28)	0:50.33 (0:12.58)	0:37.75 (0:12.47)	0:37.75					
Rank	TAB Horse/Jockey	Barrier	Top Speed [km/h]	Fastest Section										Distance Travelled [m]
11	12 <b>BANKSIA BEACH</b> Robbie Dolan	7	62.0 1600m	0:12.00 1600m	1:54.95 [11] (0:14.68)	1:40.27 [7] (0:12.00)	1:28.27 [9] (0:12.24)	1:16.03 [10] (0:12.21)	1:03.82 [9] (0:12.45)	0:51.37 [9] (0:12.33)	0:39.04 [11] (0:12.57)	0:39.04	+11	
12	9 <b>LOCH AWE</b> Luke Dempsey	8	62.5 1600m	0:11.79 1600m	1:55.27 [12] (0:14.88)	1:40.39 [8] (0:11.79)	1:28.60 [8] (0:12.17)	1:16.43 [8] (0:12.40)	1:04.03 [10] (0:12.42)	0:51.61 [11] (0:12.24)	0:39.37 [10] (0:12.50)	0:39.37	+6	
13	8 <b>CANAVESE</b> Michael Rodd	3	63.0 1600m	0:11.71 1600m	1:55.98 [13] (0:14.24)	1:41.74 [2] (0:11.71)	1:30.03 [2] (0:11.98)	1:18.05 [2] (0:12.28)	1:05.77 [2] (0:12.45)	0:53.32 [2] (0:12.59)	0:40.73 [3] (0:12.56)	0:40.73	+0	
14	3 <b>CAN'T RECALL ONE</b> Kyle Wilson-Taylor	11	62.9 1600m	0:11.85 1600m	2:04.10 [14] (0:15.26)	1:48.84 [12] (0:11.85)	1:36.99 [12] (0:12.15)	1:24.84 [12] (0:12.26)	1:12.58 [12] (0:12.12)	1:00.46 [10] (0:12.30)	0:48.16 [12] (0:12.72)	0:48.16	+7	

Scratched: Italian Riviera (#4), Trusty Bandit (#16)

[ ] Ranking at each section and finish  
 -:-:-:- No data available at this section  
 NA No data available

SCN Saddle cloth number  
 DNF Did not finish  
 DNT Did not track



# Eagle Farm QLD Professional

## Race 7: LADBROKES GRAND PRIX STAKES - 1800m

14 December 2024 - 15:53



BRISBANE  
RACING CLUB

Track Rating: Heavy 10, Weather: Showers, Rail Position: +2m Entire

Section				400m	200m			Last 600m		
Field Times				0:25.28 (0:12.37)	0:12.91 (0:12.91)			0:37.75		
Rank	TAB	Horse/Jockey	Barrier	Top Speed [km/h]	Fastest Section	Margin				Distance Travelled [m]
1	1	<b>BEAU DAZZLER</b> Jag Guthmann-Chester	1	62.3 Overall	0:11.88 1600m	0:24.60 [7] (0:12.04)	0:12.56 [2] (0:12.56)	1:52.44		0:36.86
2	13	<b>SUN WORSHIPPER</b> Mark Du Plessis	6	62.6 1600m	0:11.72 1600m	0:24.93 [9] (0:11.94)	0:12.99 [4] (0:12.99)	2.92L		0:37.19 +7
3	14	<b>MADAME LEXIS</b> Sean Cormack	12	62.1 1600m	0:11.73 1600m	0:25.13 [8] (0:12.07)	0:13.06 [3] (0:13.06)	3.23L		0:37.18 +9
4	2	<b>APUNTAR</b> Taylor Marshall	10	64.8 1600m	0:11.54 1600m	0:25.93 [1] (0:12.37)	0:13.56 [1] (0:13.56)	3.82L		0:38.40 +6
5	5	<b>MOON SWEEPER</b> Damien Thornton	2	62.6 1600m	0:11.80 1600m	0:26.23 [2] (0:12.55)	0:13.68 [5] (0:13.68)	8.38L		0:38.59 +0
6	10	<b>METCALFE</b> Ron Stewart	4	62.1 1600m	0:11.83 1600m	0:26.19 [3] (0:12.49)	0:13.70 [6] (0:13.70)	8.62L		0:38.64 +6
7	15	<b>WOWZINO</b> Angela Jones	5	62.5 Overall	0:11.80 1400m	0:26.49 [5] (0:12.68)	0:13.81 [8] (0:13.81)	10.84L		0:39.04 +13
8	7	<b>BLUEPINOT</b> Andrew Mallyon	13	62.6 1600m	0:11.85 1600m	0:26.03 [10] (0:12.54)	0:13.49 [9] (0:13.49)	11.15L		0:38.30 +7
9	6	<b>SQUEEZEBOX</b> Vlad Duric	9	62.4 600m	0:11.88 1600m	0:26.66 [4] (0:12.46)	0:14.20 [7] (0:14.20)	11.6L		0:38.81 +9
10	11	<b>PROPOSE</b> Emily Lang	14	62.4 1600m	0:11.85 1600m	0:26.06 [12] (0:12.41)	0:13.65 [10] (0:13.65)	12.3L		0:38.47 +17

Scratched: Italian Riviera (#4), Trusty Bandit (#16)

Report Created: Sat 14 December 2024 16:45 GMT (Note: Timing is based on position data)

Page 3/18

[ ] Ranking at each section and finish  
 -:-:- No data available at this section  
 NA No data available

SCN Saddle cloth number  
 DNF Did not finish  
 DNT Did not track

data processed by TRIPLES DATA



**Eagle Farm QLD Professional**  
**Race 7: LADBROKES GRAND PRIX STAKES - 1800m**  
**14 December 2024 - 15:53**



Track Rating: Heavy 10, Weather: Showers, Rail Position: +2m Entire

Section				400m	200m			Last 600m		
Field Times				0:25.28 (0:12.37)	0:12.91 (0:12.91)			0:37.75		
Rank	TAB	Horse/Jockey	Barrier	Top Speed [km/h]	Fastest Section	Margin				Distance Travelled [m]
11	12	<b>BANKSIA BEACH</b> Robbie Dolan	7	62.0 1600m	0:12.00 1600m	0:26.47 [13] (0:12.49)	0:13.98 [12] (0:13.98)	14.73L	0:39.04	+11
12	9	<b>LOCH AWE</b> Luke Dempsey	8	62.5 1600m	0:11.79 1600m	0:26.87 [11] (0:12.59)	0:14.28 [13] (0:14.28)	16.65L	0:39.37	+6
13	8	<b>CANAVESE</b> Michael Rodd	3	63.0 1600m	0:11.71 1600m	0:28.17 [6] (0:13.11)	0:15.06 [11] (0:15.06)	20.78L	0:40.73	+0
14	3	<b>CAN'T RECALL ONE</b> Kyle Wilson-Taylor	11	62.9 1600m	0:11.85 1600m	0:35.44 [14] (0:14.98)	0:20.46 [14] (0:20.46)	68.59L	0:48.16	+7

Scratched: Italian Riviera (#4), Trusty Bandit (#16)

[ ] Ranking at each section and finish  
 -:-:-:- No data available at this section  
 NA No data available

SCN Saddle cloth number  
 DNF Did not finish  
 DNT Did not track





Horse/Jockey Name	Beau Dazzler
Final Rank	1
Fastest Section Time (Section)	0:11.88 (1600m)
Top Speed [km/h] (Section)	62.3 (Overall)
Race State	Finished



Eagle Farm QLD Professional

Race 7: LADBROKES GRAND PRIX STAKES - 1800m

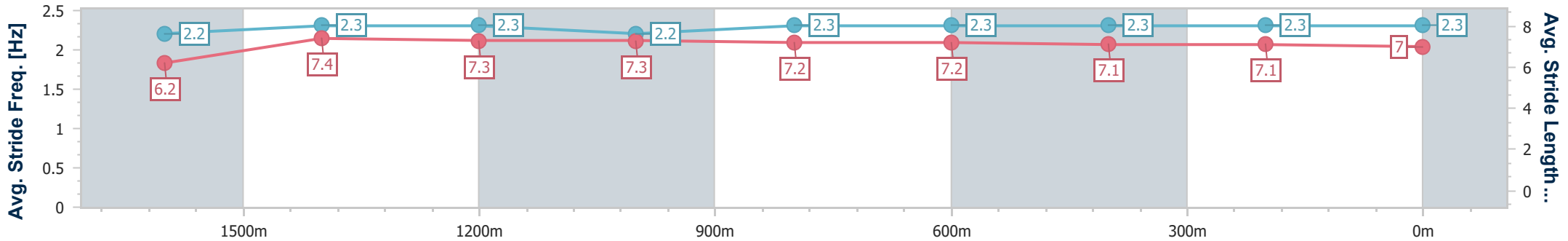
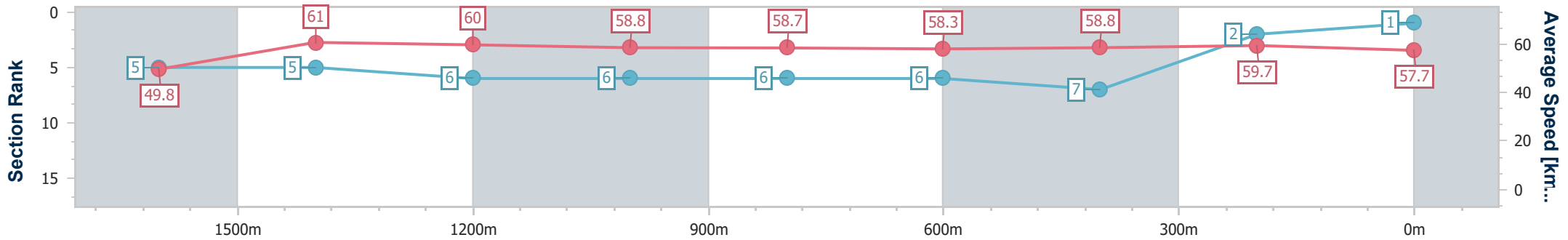
14 December 2024 - 15:53

Track Rating: Heavy 10, Weather: Showers, Rail Position: +2m Entire



BRISBANE RACING CLUB

Section	Overall	1600m	1400m	1200m	1000m	800m	600m	400m	200m
Section Times	1:52.44 [1] (0:14.55)	1:37.89 [5] (0:11.88)	1:26.01 [5] (0:12.07)	1:13.94 [6] (0:12.26)	1:01.68 [6] (0:12.41)	0:49.27 [6] (0:12.41)	0:36.86 [6] (0:12.26)	0:24.60 [7] (0:12.04)	0:12.56 [2] (0:12.56)
Average Speed [km/h]	49.8	61.0	60.0	58.8	58.7	58.3	58.8	59.7	57.7
Top Speed [km/h]	62.3	62.1	61.2	60.7	59.7	59.5	60.1	61.1	59.4
Avg. Dist. to Rail [m]	1.5	3.0	3.4	3.6	2.5	1.3	0.6	6.0	7.3
Avg. Stride Freq. [Hz]	2.2	2.3	2.3	2.2	2.3	2.3	2.3	2.3	2.3
Avg. Stride Length [m]	6.2	7.4	7.3	7.3	7.2	7.2	7.1	7.1	7.0



- [ ] Ranking at each section and finish
- .-.- No data available at this section
- NA No data available



Horse/Jockey Name	Sun Worshipper
Final Rank	2
Fastest Section Time (Section)	0:11.72 (1600m)
Top Speed [km/h] (Section)	62.6 (1600m)
Race State	Finished



Eagle Farm QLD Professional

Race 7: LADBROKES GRAND PRIX STAKES - 1800m

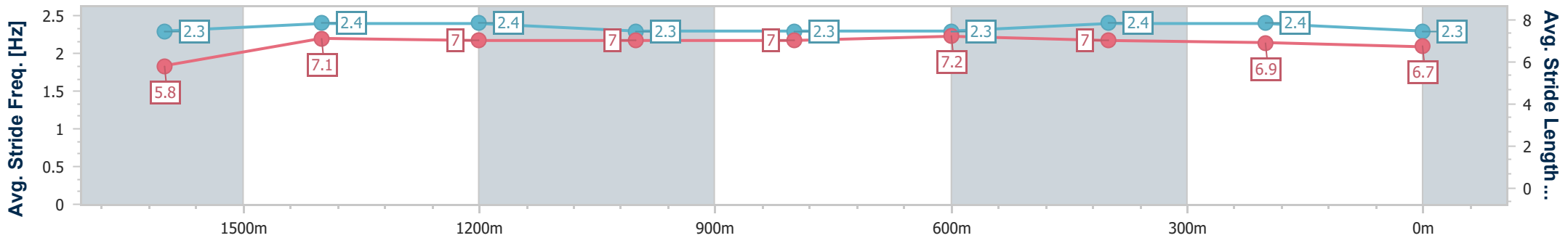
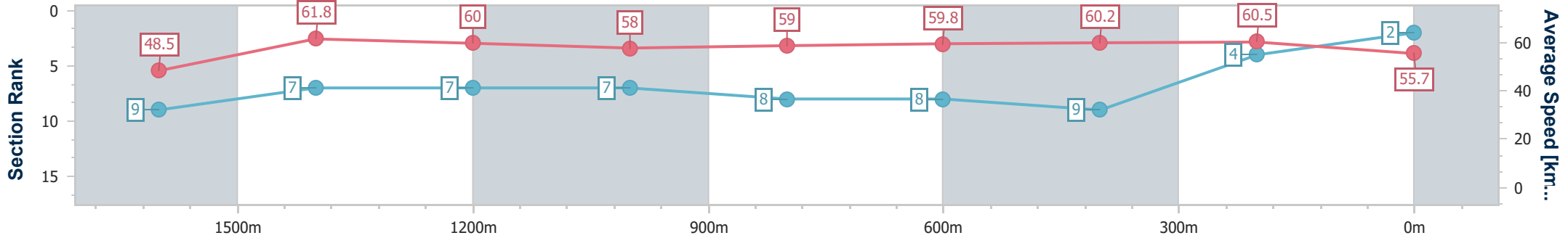
14 December 2024 - 15:53

Track Rating: Heavy 10, Weather: Showers, Rail Position: +2m Entire



BRISBANE RACING CLUB

Section	Overall	1600m	1400m	1200m	1000m	800m	600m	400m	200m
Section Times	1:52.94 [2] (0:14.91)	1:38.03 [9] (0:11.72)	1:26.31 [7] (0:12.04)	1:14.27 [7] (0:12.39)	1:01.88 [7] (0:12.45)	0:49.43 [8] (0:12.24)	0:37.19 [8] (0:12.26)	0:24.93 [9] (0:11.94)	0:12.99 [4] (0:12.99)
Average Speed [km/h]	48.5	61.8	60.0	58.0	59.0	59.8	60.2	60.5	55.7
Top Speed [km/h]	62.5	62.6	62.1	59.0	59.8	61.6	61.9	62.2	58.3
Avg. Dist. to Rail [m]	3.6	1.0	2.1	3.6	3.2	3.6	5.6	10.7	11.5
Avg. Stride Freq. [Hz]	2.3	2.4	2.4	2.3	2.3	2.3	2.4	2.4	2.3
Avg. Stride Length [m]	5.8	7.1	7.0	7.0	7.0	7.2	7.0	6.9	6.7



- [ ] Ranking at each section and finish
- .-.- No data available at this section
- NA No data available



Horse/Jockey Name	Madame Lexis
Final Rank	3
Fastest Section Time (Section)	0:11.73 (1600m)
Top Speed [km/h] (Section)	62.1 (1600m)
Race State	Finished



### Eagle Farm QLD Professional

Race 7: LADBROKES GRAND PRIX STAKES - 1800m

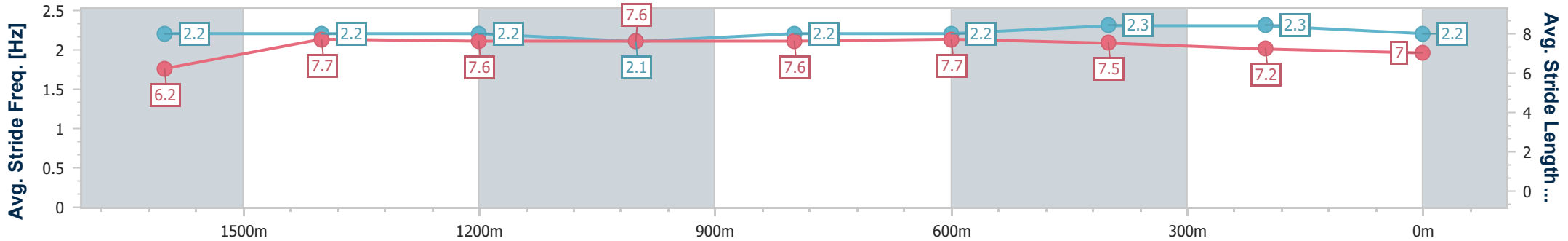
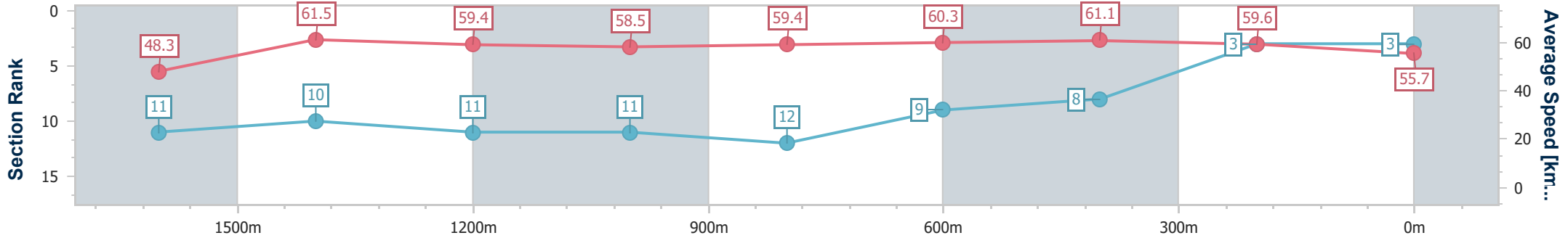
14 December 2024 - 15:53

Track Rating: Heavy 10, Weather: Showers, Rail Position: +2m Entire



BRISBANE RACING CLUB

Section	Overall	1600m	1400m	1200m	1000m	800m	600m	400m	200m
Section Times	1:52.99 [3] (0:15.12)	1:37.87 [11] (0:11.73)	1:26.14 [10] (0:12.14)	1:14.00 [11] (0:12.36)	1:01.64 [11] (0:12.32)	0:49.32 [12] (0:12.14)	0:37.18 [9] (0:12.05)	0:25.13 [8] (0:12.07)	0:13.06 [3] (0:13.06)
Average Speed [km/h]	48.3	61.5	59.4	58.5	59.4	60.3	61.1	59.6	55.7
Top Speed [km/h]	61.5	62.1	61.7	59.0	60.8	61.6	62.0	61.2	58.1
Avg. Dist. to Rail [m]	6.4	1.3	1.5	3.4	3.6	3.6	4.8	11.4	10.5
Avg. Stride Freq. [Hz]	2.2	2.2	2.2	2.1	2.2	2.2	2.3	2.3	2.2
Avg. Stride Length [m]	6.2	7.7	7.6	7.6	7.6	7.7	7.5	7.2	7.0



- [ ] Ranking at each section and finish
- .-.- No data available at this section
- NA No data available



Horse/Jockey Name	Apuntar
Final Rank	4
Fastest Section Time (Section)	0:11.54 (1600m)
Top Speed [km/h] (Section)	64.8 (1600m)
Race State	Finished



Eagle Farm QLD Professional

Race 7: LADBROKES GRAND PRIX STAKES - 1800m

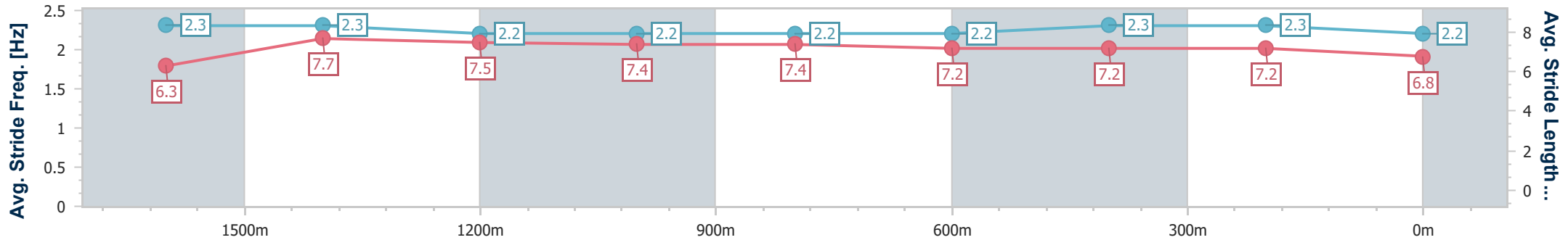
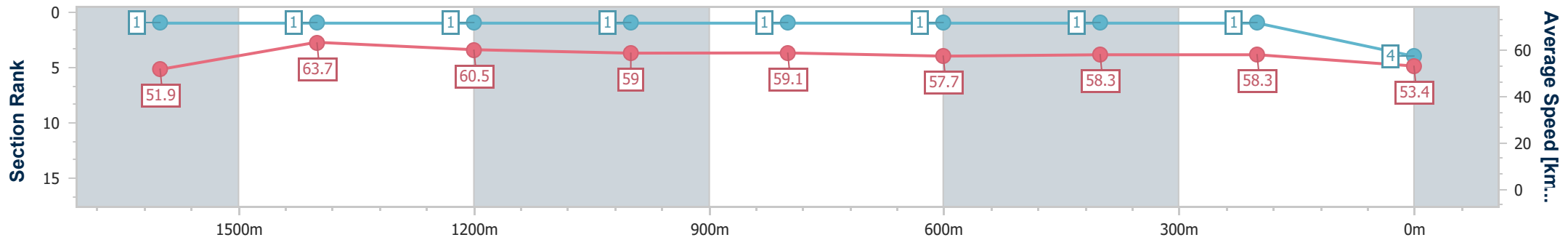
14 December 2024 - 15:53

Track Rating: Heavy 10, Weather: Showers, Rail Position: +2m Entire



BRISBANE RACING CLUB

Section	Overall	1600m	1400m	1200m	1000m	800m	600m	400m	200m
Section Times	1:53.09 [4] (0:14.17)	1:38.92 [1] (0:11.54)	1:27.38 [1] (0:11.91)	1:15.47 [1] (0:12.21)	1:03.26 [1] (0:12.28)	0:50.98 [1] (0:12.58)	0:38.40 [1] (0:12.47)	0:25.93 [1] (0:12.37)	0:13.56 [1] (0:13.56)
Average Speed [km/h]	51.9	63.7	60.5	59.0	59.1	57.7	58.3	58.3	53.4
Top Speed [km/h]	64.1	64.8	62.5	59.7	59.6	59.1	59.4	59.7	55.8
Avg. Dist. to Rail [m]	7.5	5.2	2.4	1.9	1.4	1.7	2.4	4.6	3.7
Avg. Stride Freq. [Hz]	2.3	2.3	2.2	2.2	2.2	2.2	2.3	2.3	2.2
Avg. Stride Length [m]	6.3	7.7	7.5	7.4	7.4	7.2	7.2	7.2	6.8



- [ ] Ranking at each section and finish
- .-.- No data available at this section
- NA No data available



Horse/Jockey Name	Moon Sweeper
Final Rank	5
Fastest Section Time (Section)	0:11.80 (1600m)
Top Speed [km/h] (Section)	62.6 (1600m)
Race State	Finished



Eagle Farm QLD Professional

Race 7: LADBROKES GRAND PRIX STAKES - 1800m

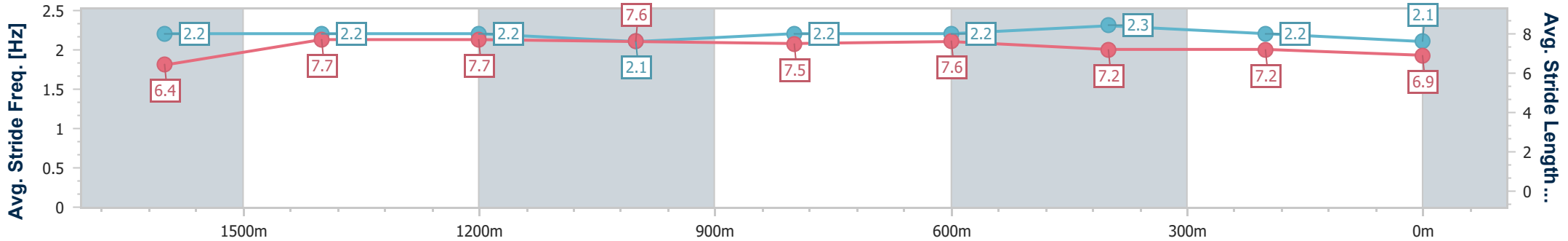
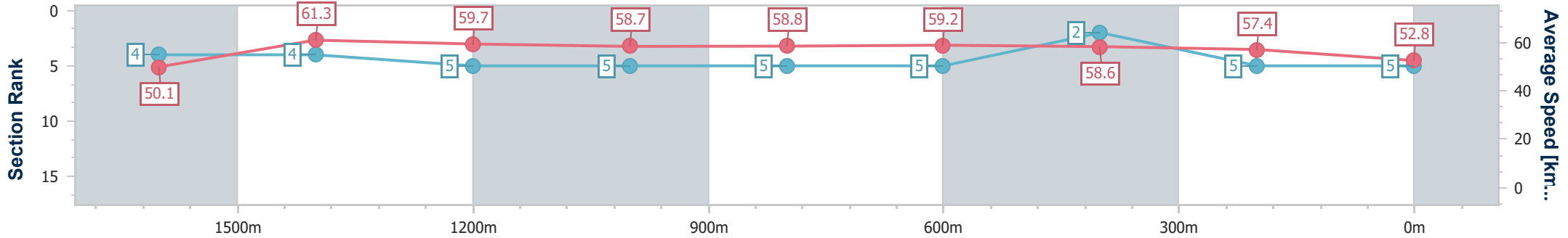
14 December 2024 - 15:53

Track Rating: Heavy 10, Weather: Showers, Rail Position: +2m Entire



BRISBANE RACING CLUB

Section	Overall	1600m	1400m	1200m	1000m	800m	600m	400m	200m
Section Times	1:53.87 [5] (0:14.45)	1:39.42 [4] (0:11.80)	1:27.62 [4] (0:12.10)	1:15.52 [5] (0:12.27)	1:03.25 [5] (0:12.37)	0:50.88 [5] (0:12.29)	0:38.59 [5] (0:12.36)	0:26.23 [2] (0:12.55)	0:13.68 [5] (0:13.68)
Average Speed [km/h]	50.1	61.3	59.7	58.7	58.8	59.2	58.6	57.4	52.8
Top Speed [km/h]	60.8	62.6	60.2	59.9	60.0	59.7	59.5	59.5	54.8
Avg. Dist. to Rail [m]	1.8	1.6	2.4	2.8	2.4	2.0	1.6	4.1	4.9
Avg. Stride Freq. [Hz]	2.2	2.2	2.2	2.1	2.2	2.2	2.3	2.2	2.1
Avg. Stride Length [m]	6.4	7.7	7.7	7.6	7.5	7.6	7.2	7.2	6.9



- [ ] Ranking at each section and finish
- .-.- No data available at this section
- NA No data available



Horse/Jockey Name	Metcalfe
Final Rank	6
Fastest Section Time (Section)	0:11.83 (1600m)
Top Speed [km/h] (Section)	62.1 (1600m)
Race State	Finished



### Eagle Farm QLD Professional

Race 7: LADBROKES GRAND PRIX STAKES - 1800m

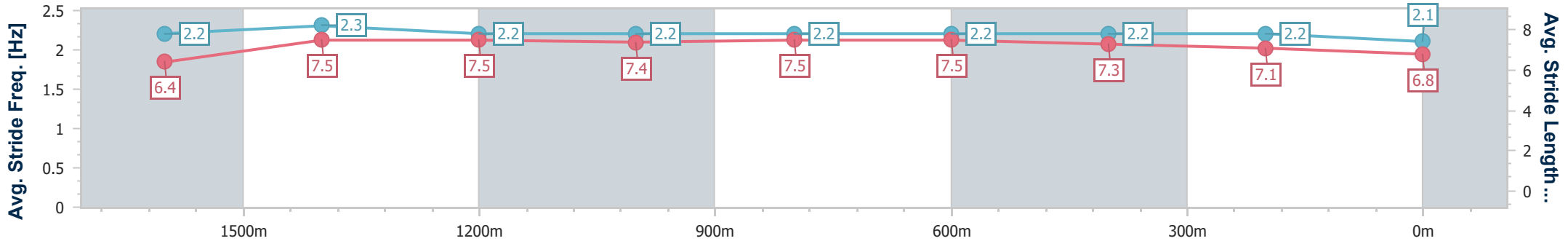
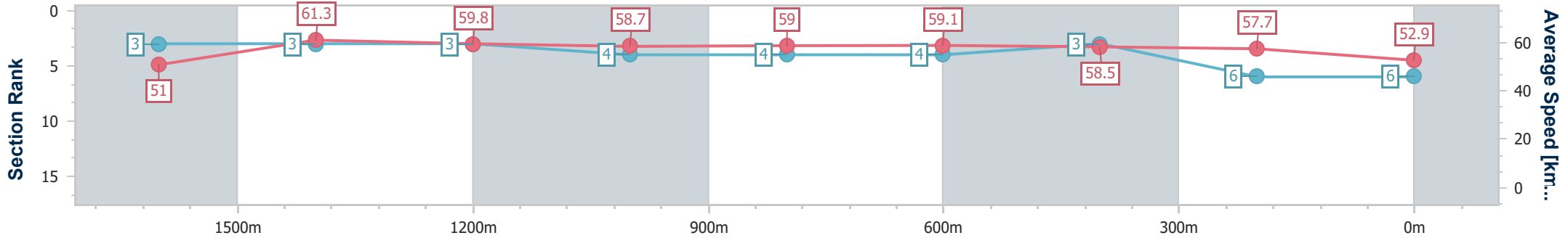
14 December 2024 - 15:53

Track Rating: Heavy 10, Weather: Showers, Rail Position: +2m Entire



BRISBANE RACING CLUB

Section	Overall	1600m	1400m	1200m	1000m	800m	600m	400m	200m
Section Times	1:53.91 [6] (0:14.30)	1:39.61 [3] (0:11.83)	1:27.78 [3] (0:12.06)	1:15.72 [3] (0:12.27)	1:03.45 [4] (0:12.43)	0:51.02 [4] (0:12.38)	0:38.64 [4] (0:12.45)	0:26.19 [3] (0:12.49)	0:13.70 [6] (0:13.70)
Average Speed [km/h]	51.0	61.3	59.8	58.7	59.0	59.1	58.5	57.7	52.9
Top Speed [km/h]	62.1	62.1	61.0	60.4	59.7	59.9	59.6	58.7	55.5
Avg. Dist. to Rail [m]	3.7	2.5	2.6	3.6	3.4	3.0	3.0	6.4	8.2
Avg. Stride Freq. [Hz]	2.2	2.3	2.2	2.2	2.2	2.2	2.2	2.2	2.1
Avg. Stride Length [m]	6.4	7.5	7.5	7.4	7.5	7.5	7.3	7.1	6.8



- [ ] Ranking at each section and finish
- .-.- No data available at this section
- NA No data available



Horse/Jockey Name	Wowzino
Final Rank	7
Fastest Section Time (Section)	0:11.80 (1400m)
Top Speed [km/h] (Section)	62.5 (Overall)
Race State	Finished



Eagle Farm QLD Professional

Race 7: LADBROKES GRAND PRIX STAKES - 1800m

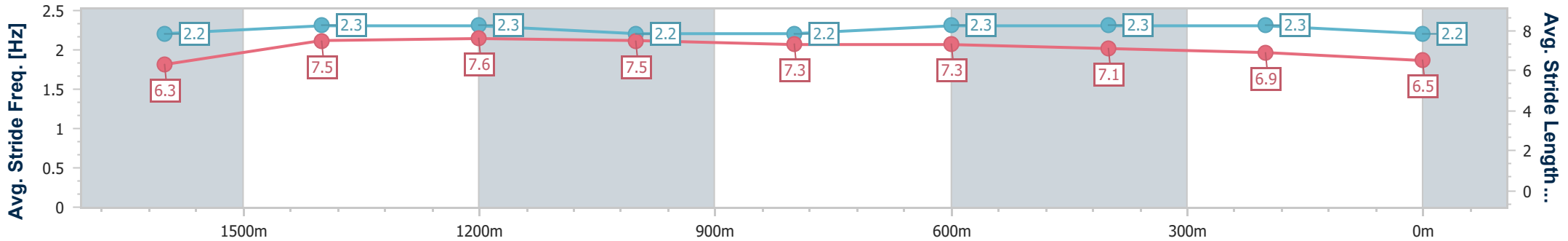
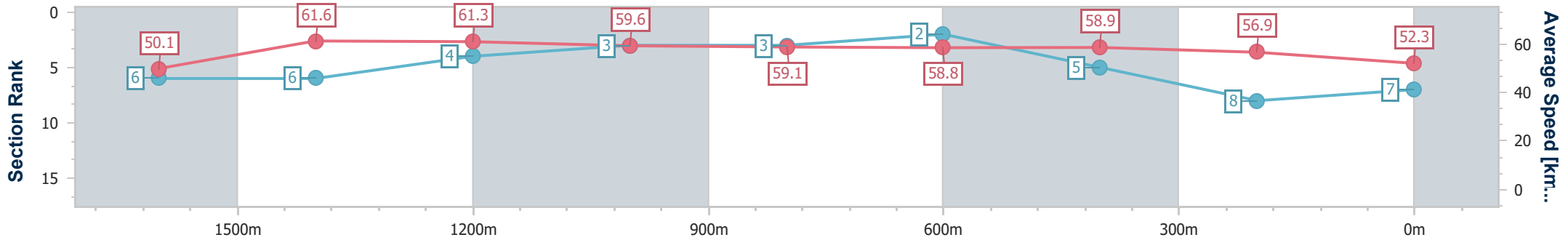
14 December 2024 - 15:53

Track Rating: Heavy 10, Weather: Showers, Rail Position: +2m Entire



BRISBANE RACING CLUB

Section	Overall	1600m	1400m	1200m	1000m	800m	600m	400m	200m
Section Times	1:54.29 [7] (0:14.57)	1:39.72 [6] (0:11.88)	1:27.84 [6] (0:11.80)	1:16.04 [4] (0:12.12)	1:03.92 [3] (0:12.45)	0:51.47 [3] (0:12.43)	0:39.04 [2] (0:12.55)	0:26.49 [5] (0:12.68)	0:13.81 [8] (0:13.81)
Average Speed [km/h]	50.1	61.6	61.3	59.6	59.1	58.8	58.9	56.9	52.3
Top Speed [km/h]	62.5	62.2	62.2	60.3	59.8	59.5	59.6	59.3	55.0
Avg. Dist. to Rail [m]	5.1	4.4	4.5	5.0	4.4	4.1	5.3	9.8	8.8
Avg. Stride Freq. [Hz]	2.2	2.3	2.3	2.2	2.2	2.3	2.3	2.3	2.2
Avg. Stride Length [m]	6.3	7.5	7.6	7.5	7.3	7.3	7.1	6.9	6.5



- [ ] Ranking at each section and finish
- .-.- No data available at this section
- NA No data available



Horse/Jockey Name	Bluepinot
Final Rank	8
Fastest Section Time (Section)	0:11.85 (1600m)
Top Speed [km/h] (Section)	62.6 (1600m)
Race State	Finished



Eagle Farm QLD Professional

Race 7: LADBROKES GRAND PRIX STAKES - 1800m

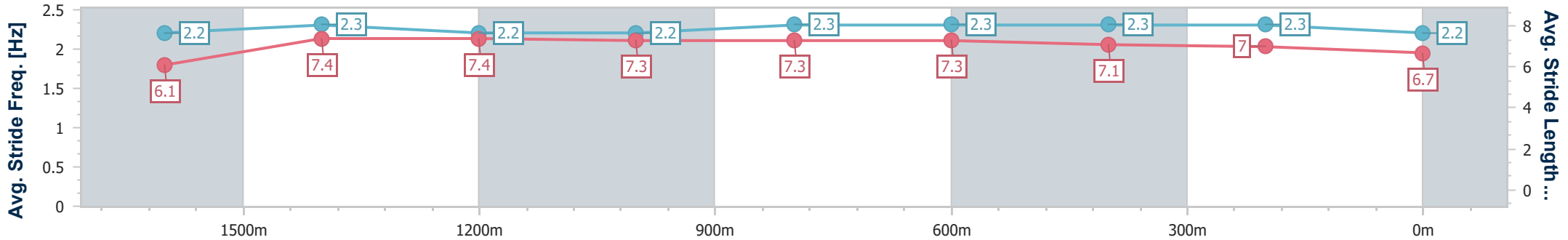
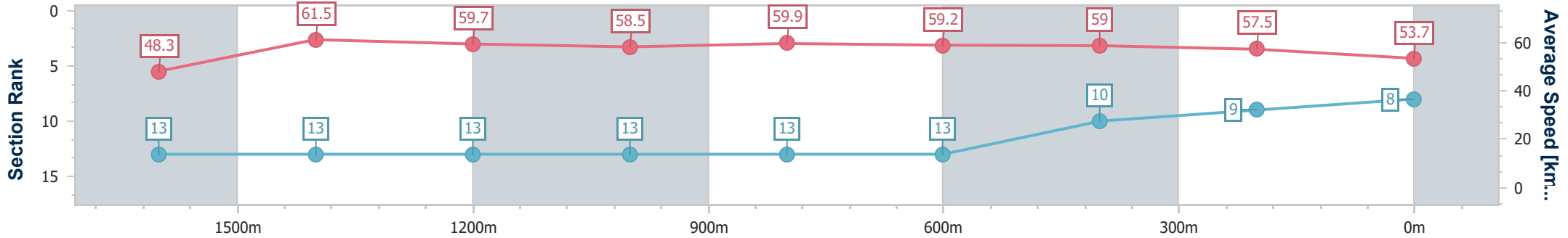
14 December 2024 - 15:53

Track Rating: Heavy 10, Weather: Showers, Rail Position: +2m Entire



BRISBANE RACING CLUB

Section	Overall	1600m	1400m	1200m	1000m	800m	600m	400m	200m
Section Times	1:54.34 [8] (0:15.34)	1:39.00 [13] (0:11.85)	1:27.15 [13] (0:12.13)	1:15.02 [13] (0:12.31)	1:02.71 [13] (0:12.17)	0:50.54 [13] (0:12.24)	0:38.30 [13] (0:12.27)	0:26.03 [10] (0:12.54)	0:13.49 [9] (0:13.49)
Average Speed [km/h]	48.3	61.5	59.7	58.5	59.9	59.2	59.0	57.5	53.7
Top Speed [km/h]	61.1	62.6	62.0	59.4	60.5	60.5	60.6	58.2	56.7
Avg. Dist. to Rail [m]	9.5	3.6	3.6	3.9	2.2	1.6	1.7	5.6	5.6
Avg. Stride Freq. [Hz]	2.2	2.3	2.2	2.2	2.3	2.3	2.3	2.3	2.2
Avg. Stride Length [m]	6.1	7.4	7.4	7.3	7.3	7.3	7.1	7.0	6.7



- [ ] Ranking at each section and finish
- .-.- No data available at this section
- NA No data available





Horse/Jockey Name	Squeezebox
Final Rank	9
Fastest Section Time (Section)	0:11.88 (1600m)
Top Speed [km/h] (Section)	62.4 (600m)
Race State	Finished



### Eagle Farm QLD Professional

Race 7: LADBROKES GRAND PRIX STAKES - 1800m

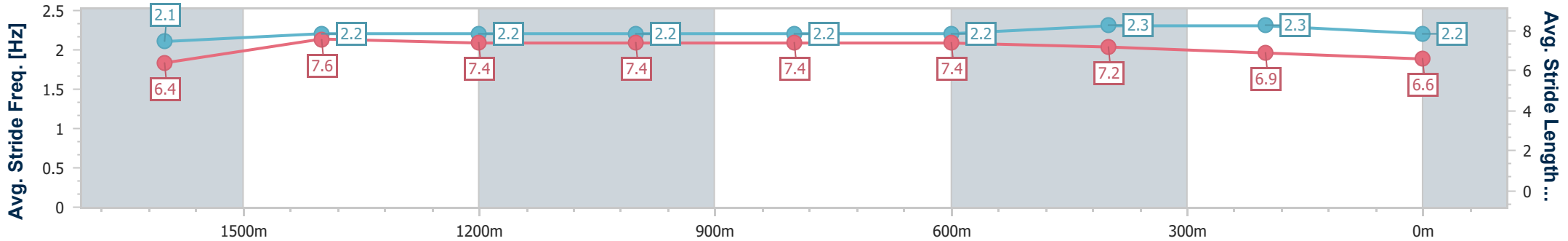
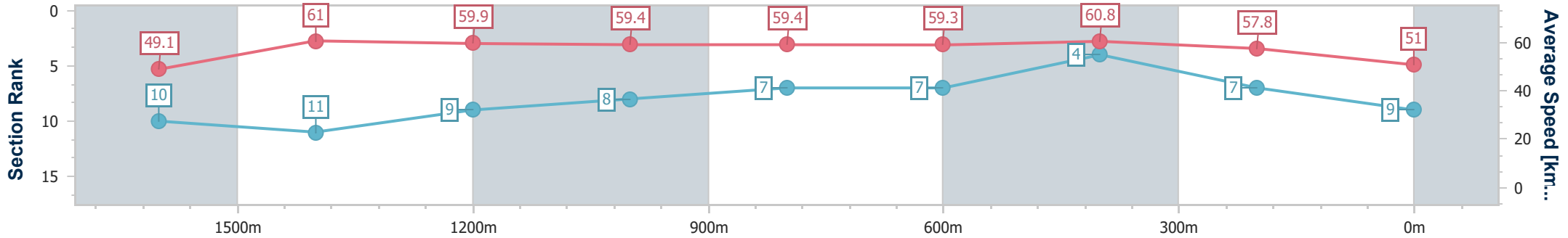
14 December 2024 - 15:53

Track Rating: Heavy 10, Weather: Showers, Rail Position: +2m Entire



BRISBANE RACING CLUB

Section	Overall	1600m	1400m	1200m	1000m	800m	600m	400m	200m
Section Times	1:54.42 [9] (0:14.98)	1:39.44 [10] (0:11.88)	1:27.56 [11] (0:12.05)	1:15.51 [9] (0:12.17)	1:03.34 [8] (0:12.26)	0:51.08 [7] (0:12.27)	0:38.81 [7] (0:12.15)	0:26.66 [4] (0:12.46)	0:14.20 [7] (0:14.20)
Average Speed [km/h]	49.1	61.0	59.9	59.4	59.4	59.3	60.8	57.8	51.0
Top Speed [km/h]	60.8	61.7	61.8	61.3	61.0	61.0	62.4	60.7	54.2
Avg. Dist. to Rail [m]	6.5	2.9	2.3	3.0	2.4	3.0	5.2	10.4	10.4
Avg. Stride Freq. [Hz]	2.1	2.2	2.2	2.2	2.2	2.2	2.3	2.3	2.2
Avg. Stride Length [m]	6.4	7.6	7.4	7.4	7.4	7.4	7.2	6.9	6.6



- [ ] Ranking at each section and finish
- .-.- No data available at this section
- NA No data available



Horse/Jockey Name	Propose
Final Rank	10
Fastest Section Time (Section)	0:11.85 (1600m)
Top Speed [km/h] (Section)	62.4 (1600m)
Race State	Finished



### Eagle Farm QLD Professional

Race 7: LADBROKES GRAND PRIX STAKES - 1800m

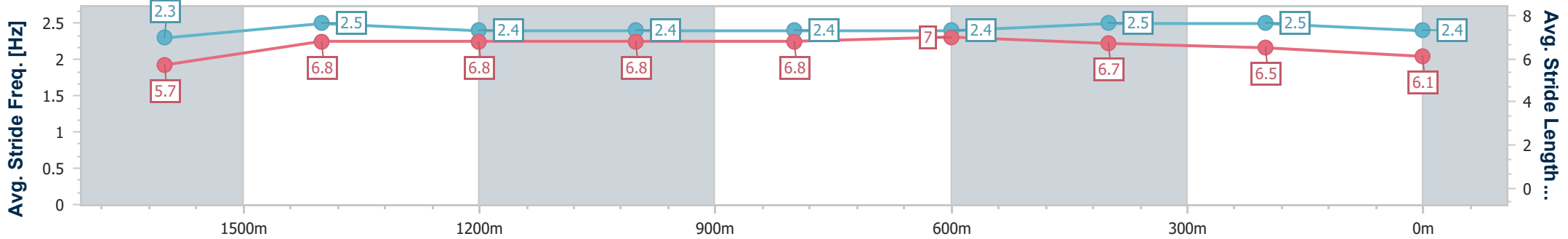
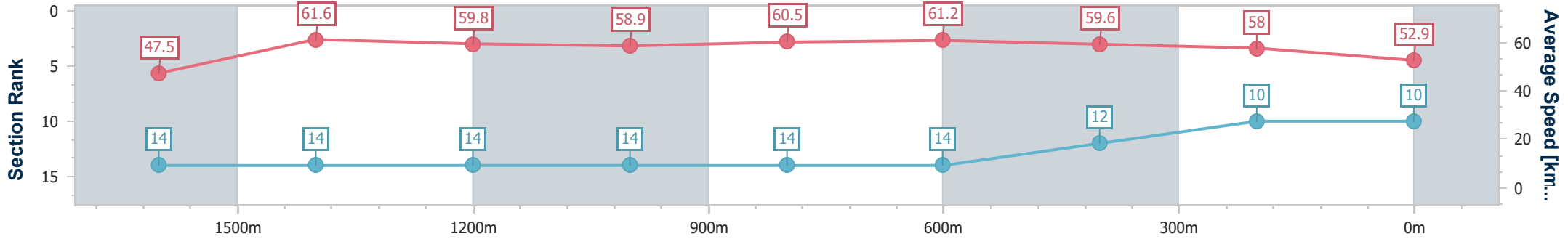
14 December 2024 - 15:53

Track Rating: Heavy 10, Weather: Showers, Rail Position: +2m Entire



BRISBANE RACING CLUB

Section	Overall	1600m	1400m	1200m	1000m	800m	600m	400m	200m
Section Times	1:54.53 [10] (0:15.70)	1:38.83 [14] (0:11.85)	1:26.98 [14] (0:12.09)	1:14.89 [14] (0:12.24)	1:02.65 [14] (0:12.13)	0:50.52 [14] (0:12.05)	0:38.47 [14] (0:12.41)	0:26.06 [12] (0:12.41)	0:13.65 [10] (0:13.65)
Average Speed [km/h]	47.5	61.6	59.8	58.9	60.5	61.2	59.6	58.0	52.9
Top Speed [km/h]	58.7	62.4	61.6	59.5	61.2	61.6	60.9	59.8	56.3
Avg. Dist. to Rail [m]	10.5	3.9	4.0	4.5	3.8	4.7	6.0	12.2	12.0
Avg. Stride Freq. [Hz]	2.3	2.5	2.4	2.4	2.4	2.4	2.5	2.5	2.4
Avg. Stride Length [m]	5.7	6.8	6.8	6.8	6.8	7.0	6.7	6.5	6.1



- [ ] Ranking at each section and finish
- .-.- No data available at this section
- NA No data available



Horse/Jockey Name	Banksia Beach
Final Rank	11
Fastest Section Time (Section)	0:12.00 (1600m)
Top Speed [km/h] (Section)	62.0 (1600m)
Race State	Finished



Eagle Farm QLD Professional

Race 7: LADBROKES GRAND PRIX STAKES - 1800m

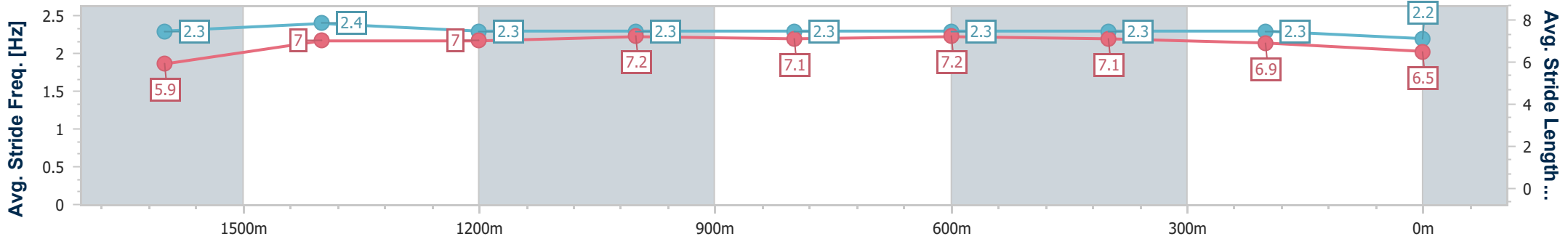
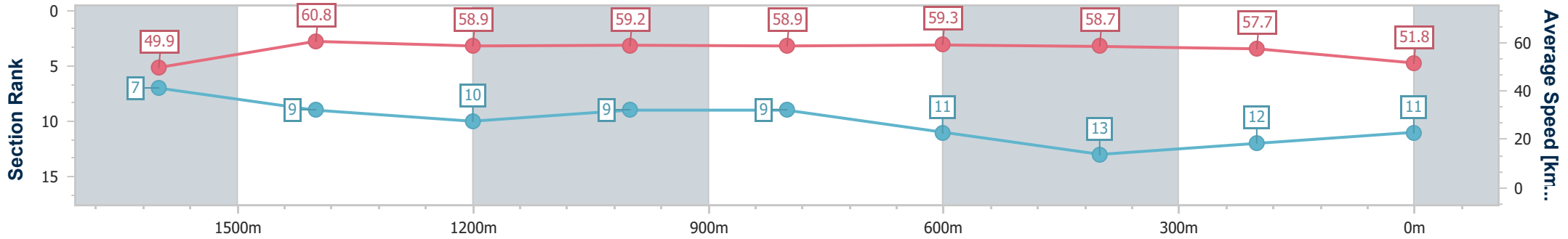
14 December 2024 - 15:53

Track Rating: Heavy 10, Weather: Showers, Rail Position: +2m Entire



BRISBANE RACING CLUB

Section	Overall	1600m	1400m	1200m	1000m	800m	600m	400m	200m
Section Times	1:54.95 [11] (0:14.68)	1:40.27 [7] (0:12.00)	1:28.27 [9] (0:12.24)	1:16.03 [10] (0:12.21)	1:03.82 [9] (0:12.45)	0:51.37 [9] (0:12.33)	0:39.04 [11] (0:12.57)	0:26.47 [13] (0:12.49)	0:13.98 [12] (0:13.98)
Average Speed [km/h]	49.9	60.8	58.9	59.2	58.9	59.3	58.7	57.7	51.8
Top Speed [km/h]	61.4	62.0	60.9	59.7	60.1	60.5	59.3	59.4	55.2
Avg. Dist. to Rail [m]	5.6	3.8	3.6	4.6	3.6	3.9	4.8	9.5	10.1
Avg. Stride Freq. [Hz]	2.3	2.4	2.3	2.3	2.3	2.3	2.3	2.3	2.2
Avg. Stride Length [m]	5.9	7.0	7.0	7.2	7.1	7.2	7.1	6.9	6.5



- [ ] Ranking at each section and finish
- .-.- No data available at this section
- NA No data available



Horse/Jockey Name	Loch Awe
Final Rank	12
Fastest Section Time (Section)	0:11.79 (1600m)
Top Speed [km/h] (Section)	62.5 (1600m)
Race State	Finished



Eagle Farm QLD Professional

Race 7: LADBROKES GRAND PRIX STAKES - 1800m

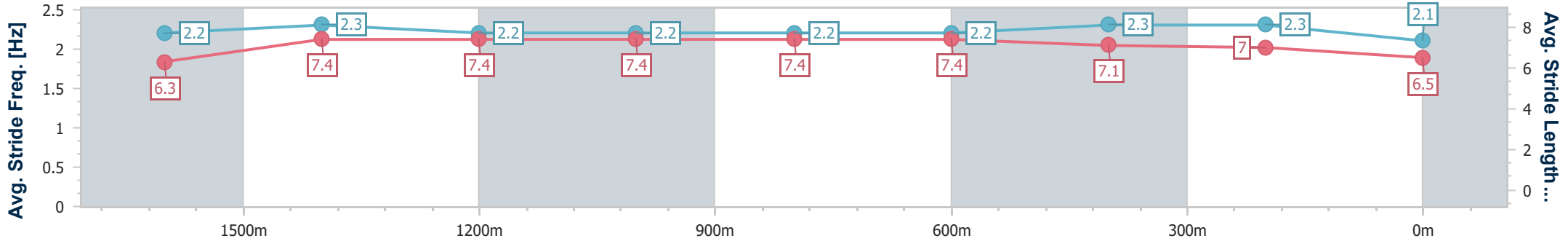
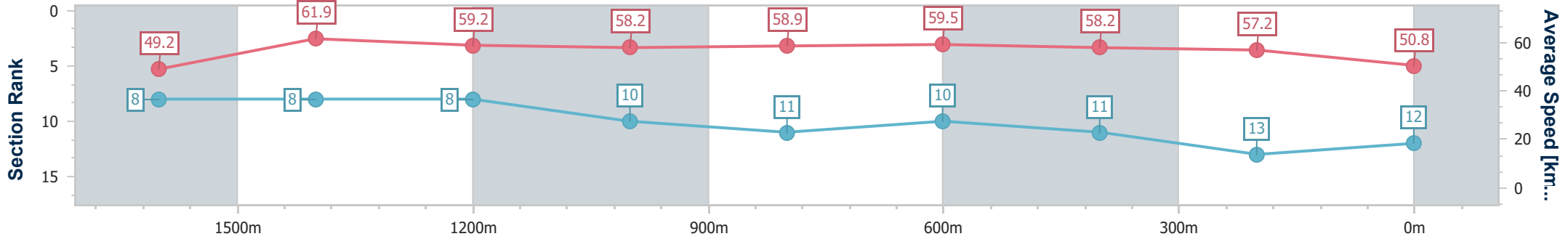
14 December 2024 - 15:53

Track Rating: Heavy 10, Weather: Showers, Rail Position: +2m Entire



BRISBANE RACING CLUB

Section	Overall	1600m	1400m	1200m	1000m	800m	600m	400m	200m
Section Times	1:55.27 [12] (0:14.88)	1:40.39 [8] (0:11.79)	1:28.60 [8] (0:12.17)	1:16.43 [8] (0:12.40)	1:04.03 [10] (0:12.42)	0:51.61 [11] (0:12.24)	0:39.37 [10] (0:12.50)	0:26.87 [11] (0:12.59)	0:14.28 [13] (0:14.28)
Average Speed [km/h]	49.2	61.9	59.2	58.2	58.9	59.5	58.2	57.2	50.8
Top Speed [km/h]	61.7	62.5	62.5	58.8	60.2	59.8	59.8	58.8	55.3
Avg. Dist. to Rail [m]	6.4	3.3	3.7	4.0	2.4	2.2	3.0	4.9	4.9
Avg. Stride Freq. [Hz]	2.2	2.3	2.2	2.2	2.2	2.2	2.3	2.3	2.1
Avg. Stride Length [m]	6.3	7.4	7.4	7.4	7.4	7.4	7.1	7.0	6.5



- [ ] Ranking at each section and finish
- .-.- No data available at this section
- NA No data available



Horse/Jockey Name	Canavese
Final Rank	13
Fastest Section Time (Section)	0:11.71 (1600m)
Top Speed [km/h] (Section)	63.0 (1600m)
Race State	Finished



Eagle Farm QLD Professional

Race 7: LADBROKES GRAND PRIX STAKES - 1800m

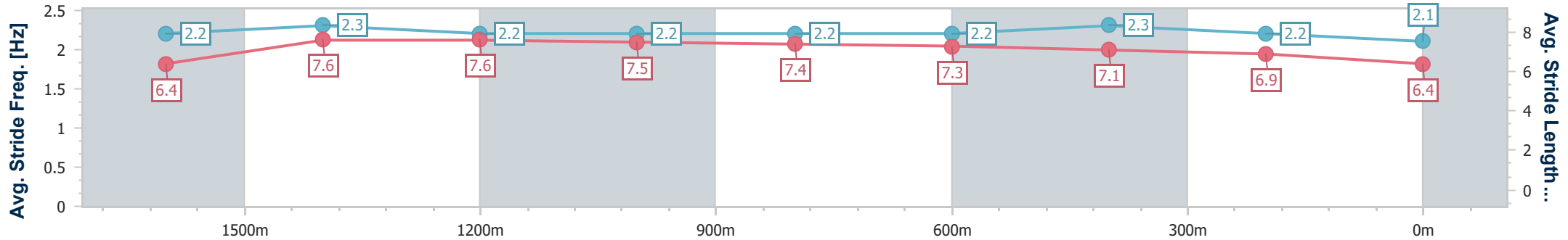
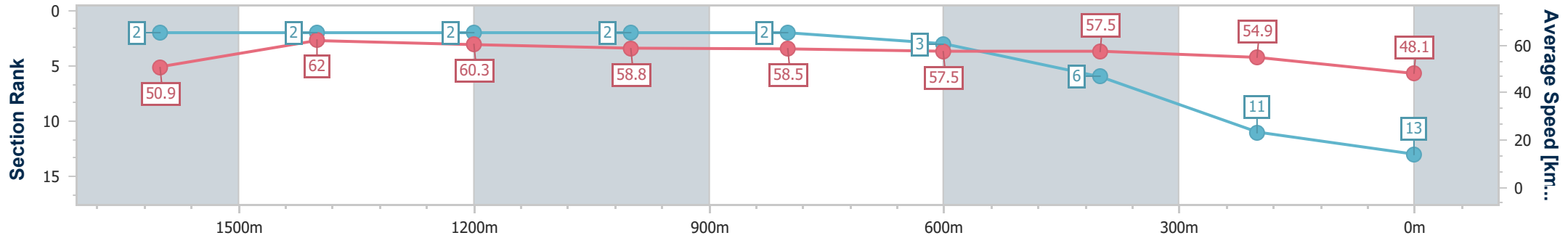
14 December 2024 - 15:53

Track Rating: Heavy 10, Weather: Showers, Rail Position: +2m Entire



BRISBANE RACING CLUB

Section	Overall	1600m	1400m	1200m	1000m	800m	600m	400m	200m
Section Times	1:55.98 [13] (0:14.24)	1:41.74 [2] (0:11.71)	1:30.03 [2] (0:11.98)	1:18.05 [2] (0:12.28)	1:05.77 [2] (0:12.45)	0:53.32 [2] (0:12.59)	0:40.73 [3] (0:12.56)	0:28.17 [6] (0:13.11)	0:15.06 [11] (0:15.06)
Average Speed [km/h]	50.9	62.0	60.3	58.8	58.5	57.5	57.5	54.9	48.1
Top Speed [km/h]	62.7	63.0	61.9	59.5	59.0	58.7	58.4	57.8	51.5
Avg. Dist. to Rail [m]	2.6	2.8	4.5	4.1	2.5	0.9	0.8	5.7	6.7
Avg. Stride Freq. [Hz]	2.2	2.3	2.2	2.2	2.2	2.2	2.3	2.2	2.1
Avg. Stride Length [m]	6.4	7.6	7.6	7.5	7.4	7.3	7.1	6.9	6.4



- [ ] Ranking at each section and finish
- .-.- No data available at this section
- NA No data available



Horse/Jockey Name	Can't Recall One
Final Rank	14
Fastest Section Time (Section)	0:11.85 (1600m)
Top Speed [km/h] (Section)	62.9 (1600m)
Race State	Finished



### Eagle Farm QLD Professional

Race 7: LADBROKES GRAND PRIX STAKES - 1800m

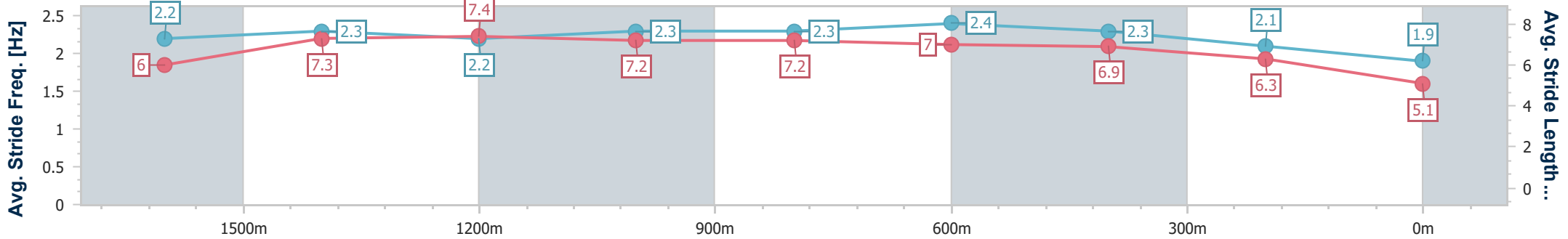
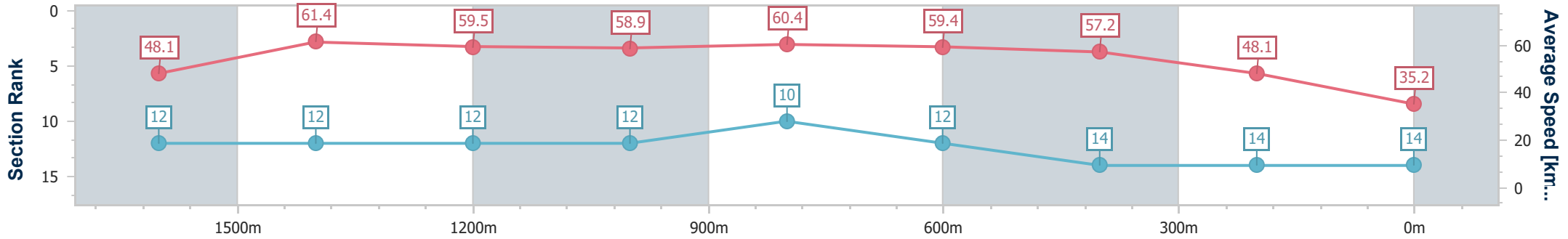
14 December 2024 - 15:53

Track Rating: Heavy 10, Weather: Showers, Rail Position: +2m Entire



BRISBANE RACING CLUB

Section	Overall	1600m	1400m	1200m	1000m	800m	600m	400m	200m
Section Times	2:04.10 [14] (0:15.26)	1:48.84 [12] (0:11.85)	1:36.99 [12] (0:12.15)	1:24.84 [12] (0:12.26)	1:12.58 [12] (0:12.12)	1:00.46 [10] (0:12.30)	0:48.16 [12] (0:12.72)	0:35.44 [14] (0:14.98)	0:20.46 [14] (0:20.46)
Average Speed [km/h]	48.1	61.4	59.5	58.9	60.4	59.4	57.2	48.1	35.2
Top Speed [km/h]	61.9	62.9	61.3	60.5	61.1	60.6	59.4	56.0	40.0
Avg. Dist. to Rail [m]	6.8	3.5	3.7	4.1	3.0	4.1	2.1	6.5	7.2
Avg. Stride Freq. [Hz]	2.2	2.3	2.2	2.3	2.3	2.4	2.3	2.1	1.9
Avg. Stride Length [m]	6.0	7.3	7.4	7.2	7.2	7.0	6.9	6.3	5.1



- [ ] Ranking at each section and finish
- .-.- No data available at this section
- NA No data available



# Eagle Farm QLD Professional

## Race 8: ASCOT GREEN LOUGH NEAGH STAKES - 1300m

14 December 2024 - 16:33



BRISBANE  
RACING CLUB

Track Rating: Heavy 10, Weather: Showers, Rail Position: +2m Entire

Section												
Field Times		Overall	1200m	1000m	800m	600m	400m	Last 600m				
		1:17.99 (0:07.72)	1:10.27 (0:11.03)	0:59.24 (0:11.16)	0:48.08 (0:11.14)	0:36.94 (0:11.82)	0:25.12 (0:12.06)	0:36.94				
Rank	TAB Horse/Jockey	Barrier	Top Speed [km/h]	Fastest Section								Distance Travelled [m]
1	1 <b>CIFRADO</b> Boris Thornton	11	66.2 800m	0:07.98 Overall	1:17.99 [1] (0:07.98)	1:10.01 [5] (0:11.47)	0:58.54 [8] (0:11.37)	0:47.17 [8] (0:11.15)	0:36.02 [7] (0:11.36)	0:24.66 [6] (0:11.64)	0:36.02	
2	2 <b>PRINCE OF BOOM</b> Vlad Duric	4	67.0 1200m	0:07.73 Overall	1:18.37 [2] (0:07.73)	1:10.64 [2] (0:11.02)	0:59.62 [1] (0:11.16)	0:48.46 [1] (0:11.14)	0:37.32 [1] (0:11.82)	0:25.50 [1] (0:12.06)	0:37.32 -3	
3	5 <b>STRAIT ACER</b> Michael Rodd	10	66.8 800m	0:08.06 Overall	1:18.60 [3] (0:08.06)	1:10.54 [7] (0:11.12)	0:59.42 [5] (0:11.39)	0:48.03 [5] (0:11.16)	0:36.87 [5] (0:11.54)	0:25.33 [4] (0:12.00)	0:36.87 +4	
4	8 <b>THE DROVER</b> Nikita Beriman	2	65.9 1200m	0:07.86 Overall	1:18.78 [4] (0:07.86)	1:10.92 [4] (0:11.13)	0:59.79 [4] (0:11.35)	0:48.44 [4] (0:11.21)	0:37.23 [4] (0:11.64)	0:25.59 [3] (0:12.13)	0:37.23 -2	
5	7 <b>OVIDIUS</b> Justin Huxtable	5	65.9 1000m	0:07.72 Overall	1:18.95 [5] (0:07.72)	1:11.23 [1] (0:11.19)	1:00.04 [3] (0:11.31)	0:48.73 [2] (0:11.31)	0:37.42 [3] (0:11.61)	0:25.81 [2] (0:12.19)	0:37.42 +0	
6	11 <b>MIDNIGHT IN TOKYO</b> Bailey Wheeler	9	65.8 600m	0:08.03 Overall	1:19.23 [6] (0:08.03)	1:11.20 [6] (0:11.22)	0:59.98 [6] (0:11.44)	0:48.54 [7] (0:11.19)	0:37.35 [6] (0:11.42)	0:25.93 [5] (0:11.93)	0:37.35 +1	
7	12 <b>GENTLY ROLLED</b> Angela Jones	3	65.4 1200m	0:08.08 Overall	1:20.10 [7] (0:08.08)	1:12.02 [8] (0:11.25)	1:00.77 [7] (0:11.32)	0:49.45 [6] (0:11.33)	0:38.12 [8] (0:11.82)	0:26.30 [8] (0:12.32)	0:38.12 -5	
8	3 <b>ROYAL MERCHANT</b> Kyle Wilson-Taylor	1	66.7 1200m	0:07.81 Overall	1:22.02 [8] (0:07.81)	1:14.21 [3] (0:11.07)	1:03.14 [2] (0:11.42)	0:51.72 [3] (0:11.19)	0:40.53 [2] (0:11.93)	0:28.60 [7] (0:13.11)	0:40.53 +0	

Scratched: Namazu (#6), Oughton (#4), Abounding (#10), American President (#9)

[ ] Ranking at each section and finish  
 -:-:- No data available at this section  
 NA No data available

SCN Saddle cloth number  
 DNF Did not finish  
 DNT Did not track



# Eagle Farm QLD Professional

## Race 8: ASCOT GREEN LOUGH NEAGH STAKES - 1300m

14 December 2024 - 16:33



BRISBANE  
RACING CLUB

Track Rating: Heavy 10, Weather: Showers, Rail Position: +2m Entire

Section							200m			Last 600m
Field Times							0:13.06			0:36.94
Rank	TAB	Horse/Jockey	Barrier	Top Speed [km/h]	Fastest Section	Margin				Distance Travelled [m]
1	1	<b>CIFRADO</b> Boris Thornton	11	66.2 800m	0:07.98 Overall	0:13.02 [2] (0:13.02)	1:17.99		0:36.02	
2	2	<b>PRINCE OF BOOM</b> Vlad Duric	4	67.0 1200m	0:07.73 Overall	0:13.44 [1] (0:13.44)	2.22L		0:37.32	-3
3	5	<b>STRAIT ACER</b> Michael Rodd	10	66.8 800m	0:08.06 Overall	0:13.33 [4] (0:13.33)	3.62L		0:36.87	+4
4	8	<b>THE DROVER</b> Nikita Beriman	2	65.9 1200m	0:07.86 Overall	0:13.46 [5] (0:13.46)	4.67L		0:37.23	-2
5	7	<b>OVIDIUS</b> Justin Huxtable	5	65.9 1000m	0:07.72 Overall	0:13.62 [6] (0:13.62)	5.67L		0:37.42	+0
6	11	<b>MIDNIGHT IN TOKYO</b> Bailey Wheeler	9	65.8 600m	0:08.03 Overall	0:14.00 [3] (0:14.00)	7.29L		0:37.35	+1
7	12	<b>GENTLY ROLLED</b> Angela Jones	3	65.4 1200m	0:08.08 Overall	0:13.98 [7] (0:13.98)	12.44L		0:38.12	-5
8	3	<b>ROYAL MERCHANT</b> Kyle Wilson-Taylor	1	66.7 1200m	0:07.81 Overall	0:15.49 [8] (0:15.49)	23.71L		0:40.53	+0

Scratched: Namazu (#6), Oughton (#4), Abounding (#10), American President (#9)





Horse/Jockey Name	Cifrado
Final Rank	1
Fastest Section Time (Section)	0:07.98 (Overall)
Top Speed [km/h] (Section)	66.2 (800m)
Race State	Finished



### Eagle Farm QLD Professional

Race 8: ASCOT GREEN LOUGH NEAGH STAKES - 1300m

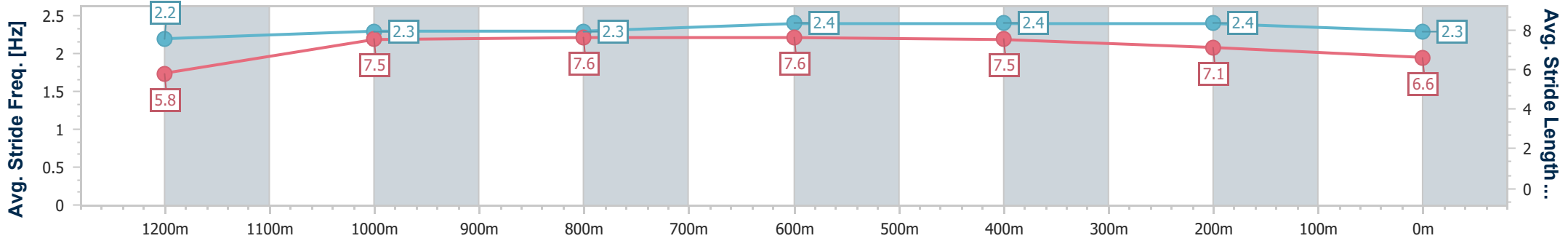
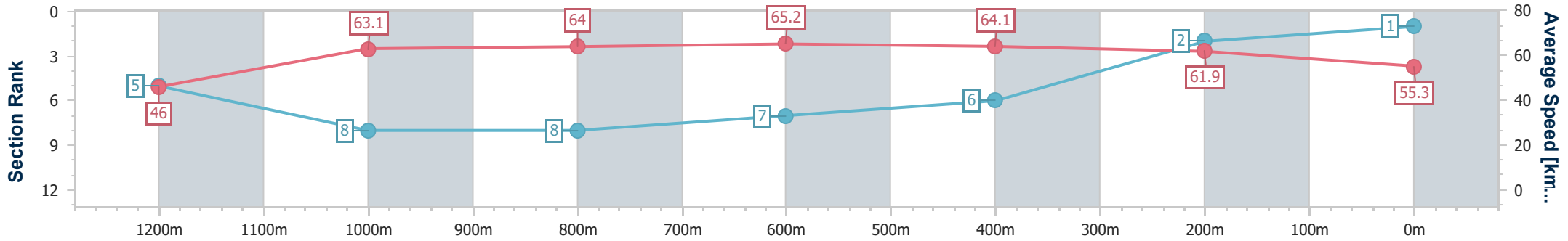
14 December 2024 - 16:33

Track Rating: Heavy 10, Weather: Showers, Rail Position: +2m Entire



BRISBANE RACING CLUB

Section	Overall	1200m	1000m	800m	600m	400m	200m
Section Times	1:17.99 [1] (0:07.98)	1:10.01 [5] (0:11.47)	0:58.54 [8] (0:11.37)	0:47.17 [8] (0:11.15)	0:36.02 [7] (0:11.36)	0:24.66 [6] (0:11.64)	0:13.02 [2] (0:13.02)
Average Speed [km/h]	46.0	63.1	64.0	65.2	64.1	61.9	55.3
Top Speed [km/h]	59.4	64.2	64.8	66.2	65.3	63.9	58.8
Avg. Dist. to Rail [m]	16.4	6.2	2.4	1.9	2.9	9.4	9.5
Avg. Stride Freq. [Hz]	2.2	2.3	2.3	2.4	2.4	2.4	2.3
Avg. Stride Length [m]	5.8	7.5	7.6	7.6	7.5	7.1	6.6



- [ ] Ranking at each section and finish
- .-.- No data available at this section
- NA No data available



Horse/Jockey Name	Prince Of Boom
Final Rank	2
Fastest Section Time (Section)	0:07.73 (Overall)
Top Speed [km/h] (Section)	67.0 (1200m)
Race State	Finished



Eagle Farm QLD Professional

Race 8: ASCOT GREEN LOUGH NEAGH STAKES - 1300m

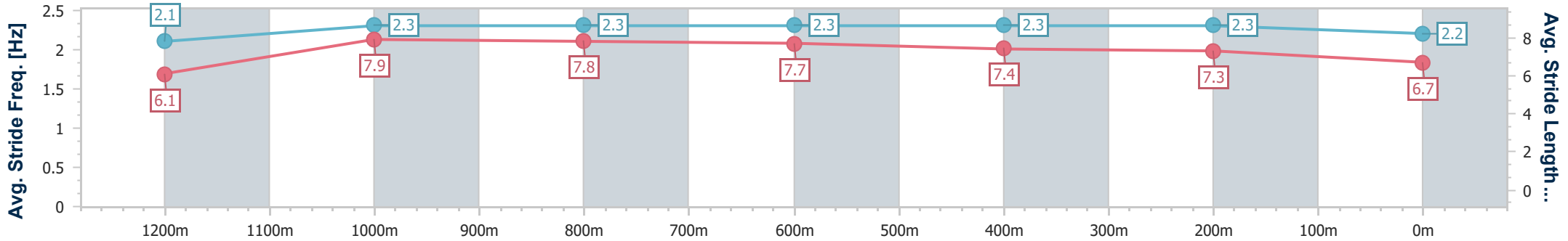
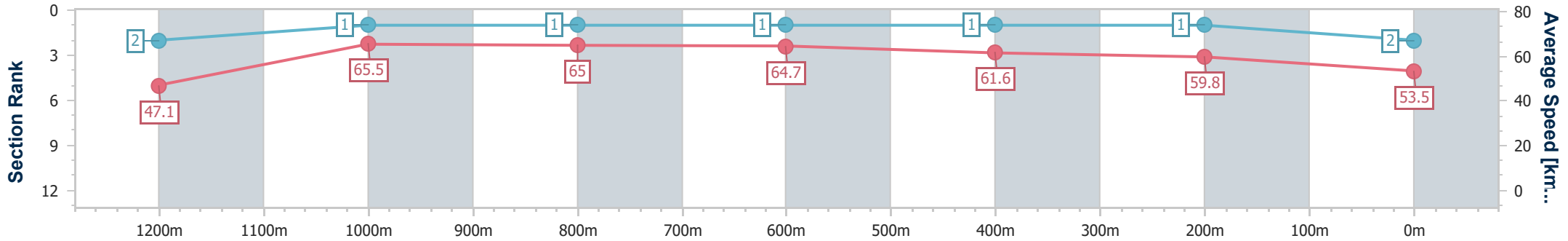
14 December 2024 - 16:33

Track Rating: Heavy 10, Weather: Showers, Rail Position: +2m Entire



BRISBANE RACING CLUB

Section	Overall	1200m	1000m	800m	600m	400m	200m
Section Times	1:18.37 [2] (0:07.73)	1:10.64 [2] (0:11.02)	0:59.62 [1] (0:11.16)	0:48.46 [1] (0:11.14)	0:37.32 [1] (0:11.82)	0:25.50 [1] (0:12.06)	0:13.44 [1] (0:13.44)
Average Speed [km/h]	47.1	65.5	65.0	64.7	61.6	59.8	53.5
Top Speed [km/h]	62.7	67.0	66.8	65.6	63.4	61.3	58.2
Avg. Dist. to Rail [m]	13.0	4.3	1.4	0.6	2.3	5.8	8.6
Avg. Stride Freq. [Hz]	2.1	2.3	2.3	2.3	2.3	2.3	2.2
Avg. Stride Length [m]	6.1	7.9	7.8	7.7	7.4	7.3	6.7



- [ ] Ranking at each section and finish
- .-.- No data available at this section
- NA No data available



Horse/Jockey Name	Strait Acer
Final Rank	3
Fastest Section Time (Section)	0:08.06 (Overall)
Top Speed [km/h] (Section)	66.8 (800m)
Race State	Finished



Eagle Farm QLD Professional

Race 8: ASCOT GREEN LOUGH NEAGH STAKES - 1300m

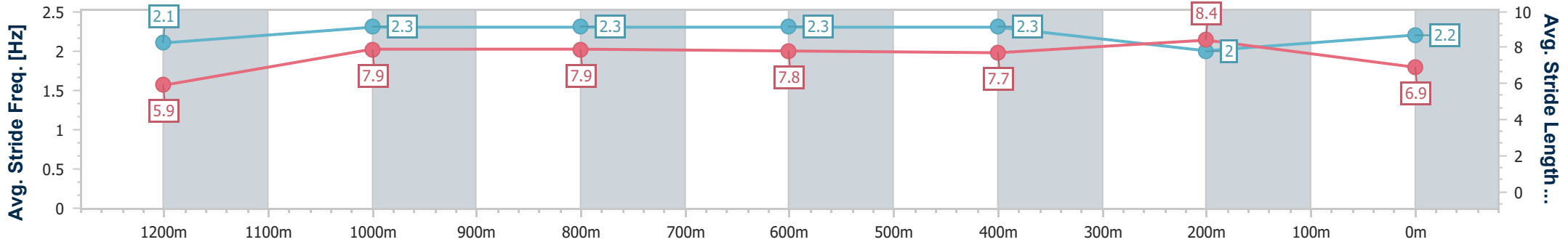
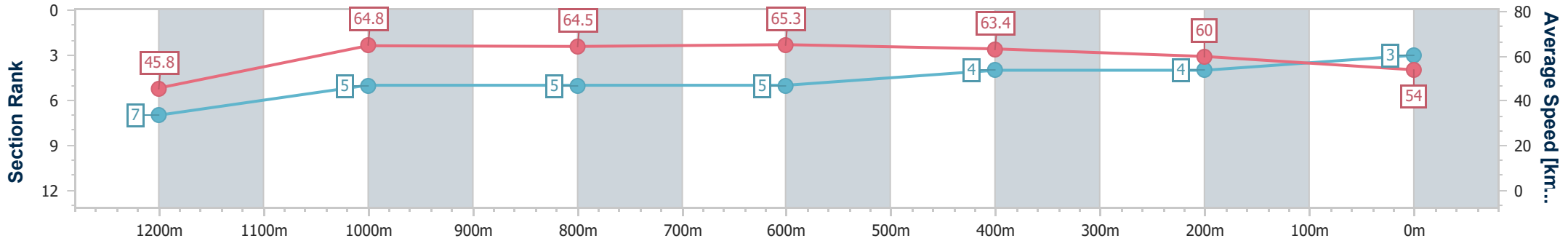
14 December 2024 - 16:33

Track Rating: Heavy 10, Weather: Showers, Rail Position: +2m Entire



BRISBANE RACING CLUB

Section	Overall	1200m	1000m	800m	600m	400m	200m
Section Times	1:18.60 [3] (0:08.06)	1:10.54 [7] (0:11.12)	0:59.42 [5] (0:11.39)	0:48.03 [5] (0:11.16)	0:36.87 [5] (0:11.54)	0:25.33 [4] (0:12.00)	0:13.33 [4] (0:13.33)
Average Speed [km/h]	45.8	64.8	64.5	65.3	63.4	60.0	54.0
Top Speed [km/h]	60.9	66.3	65.1	66.8	65.2	62.3	57.8
Avg. Dist. to Rail [m]	15.6	6.1	3.8	3.0	3.4	8.7	10.5
Avg. Stride Freq. [Hz]	2.1	2.3	2.3	2.3	2.3	2.0	2.2
Avg. Stride Length [m]	5.9	7.9	7.9	7.8	7.7	8.4	6.9



- [ ] Ranking at each section and finish
- .-.- No data available at this section
- NA No data available



Horse/Jockey Name	The Drover
Final Rank	4
Fastest Section Time (Section)	0:07.86 (Overall)
Top Speed [km/h] (Section)	65.9 (1200m)
Race State	Finished



### Eagle Farm QLD Professional

Race 8: ASCOT GREEN LOUGH NEAGH STAKES - 1300m

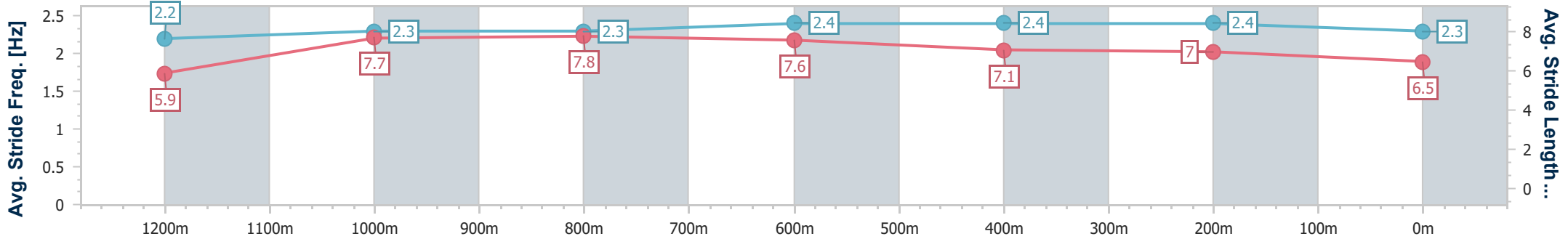
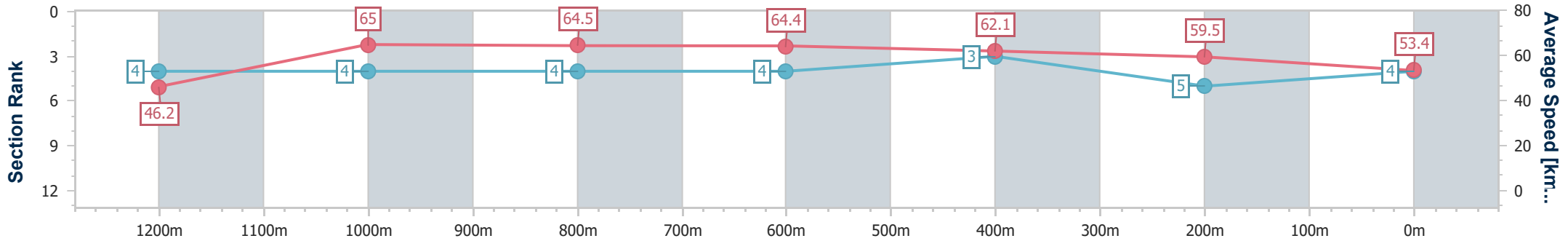
14 December 2024 - 16:33

Track Rating: Heavy 10, Weather: Showers, Rail Position: +2m Entire



BRISBANE RACING CLUB

Section	Overall	1200m	1000m	800m	600m	400m	200m
Section Times	1:18.78 [4] (0:07.86)	1:10.92 [4] (0:11.13)	0:59.79 [4] (0:11.35)	0:48.44 [4] (0:11.21)	0:37.23 [4] (0:11.64)	0:25.59 [3] (0:12.13)	0:13.46 [5] (0:13.46)
Average Speed [km/h]	46.2	65.0	64.5	64.4	62.1	59.5	53.4
Top Speed [km/h]	62.5	65.9	65.5	65.5	63.2	61.9	56.9
Avg. Dist. to Rail [m]	11.3	4.5	3.0	1.5	0.6	4.9	8.1
Avg. Stride Freq. [Hz]	2.2	2.3	2.3	2.4	2.4	2.4	2.3
Avg. Stride Length [m]	5.9	7.7	7.8	7.6	7.1	7.0	6.5



- [ ] Ranking at each section and finish
- .-.- No data available at this section
- NA No data available



Horse/Jockey Name	Ovidius
Final Rank	5
Fastest Section Time (Section)	0:07.72 (Overall)
Top Speed [km/h] (Section)	65.9 (1000m)
Race State	Finished



Eagle Farm QLD Professional

Race 8: ASCOT GREEN LOUGH NEAGH STAKES - 1300m

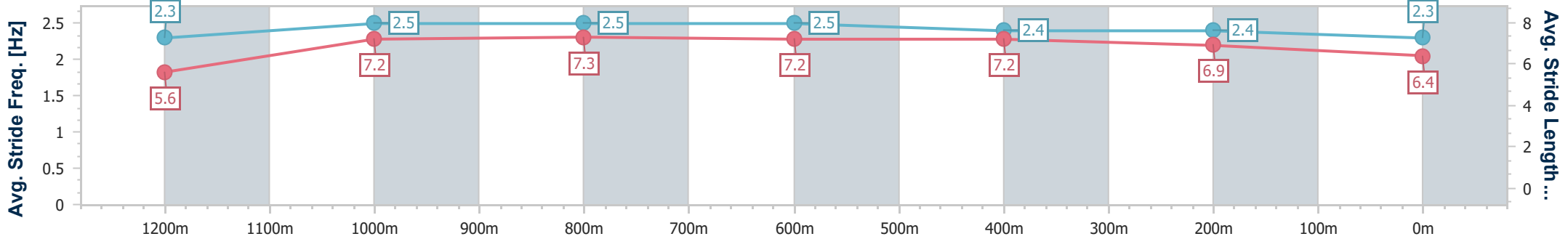
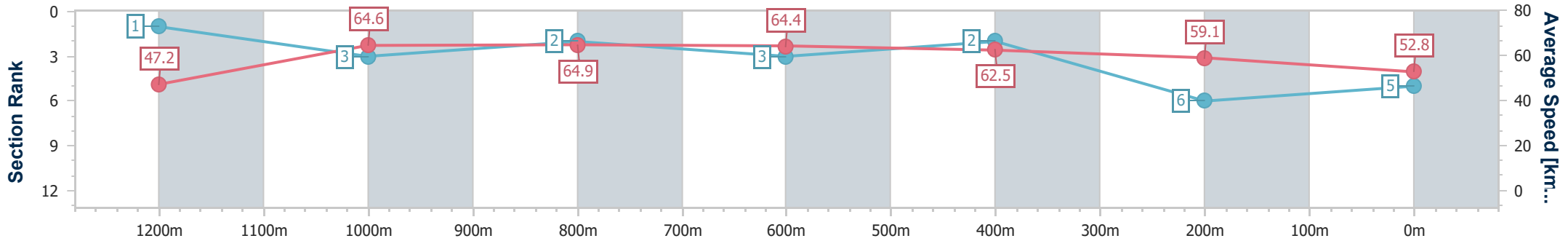
14 December 2024 - 16:33

Track Rating: Heavy 10, Weather: Showers, Rail Position: +2m Entire



BRISBANE RACING CLUB

Section	Overall	1200m	1000m	800m	600m	400m	200m
Section Times	1:18.95 [5] (0:07.72)	1:11.23 [1] (0:11.19)	1:00.04 [3] (0:11.31)	0:48.73 [2] (0:11.31)	0:37.42 [3] (0:11.61)	0:25.81 [2] (0:12.19)	0:13.62 [6] (0:13.62)
Average Speed [km/h]	47.2	64.6	64.9	64.4	62.5	59.1	52.8
Top Speed [km/h]	61.5	65.7	65.9	65.4	64.1	62.5	56.6
Avg. Dist. to Rail [m]	14.3	5.7	3.3	2.8	1.9	6.1	8.8
Avg. Stride Freq. [Hz]	2.3	2.5	2.5	2.5	2.4	2.4	2.3
Avg. Stride Length [m]	5.6	7.2	7.3	7.2	7.2	6.9	6.4



- [ ] Ranking at each section and finish
- .-.- No data available at this section
- NA No data available



Horse/Jockey Name	Midnight In Tokyo
Final Rank	6
Fastest Section Time (Section)	0:08.03 (Overall)
Top Speed [km/h] (Section)	65.8 (600m)
Race State	Finished



Eagle Farm QLD Professional

Race 8: ASCOT GREEN LOUGH NEAGH STAKES - 1300m

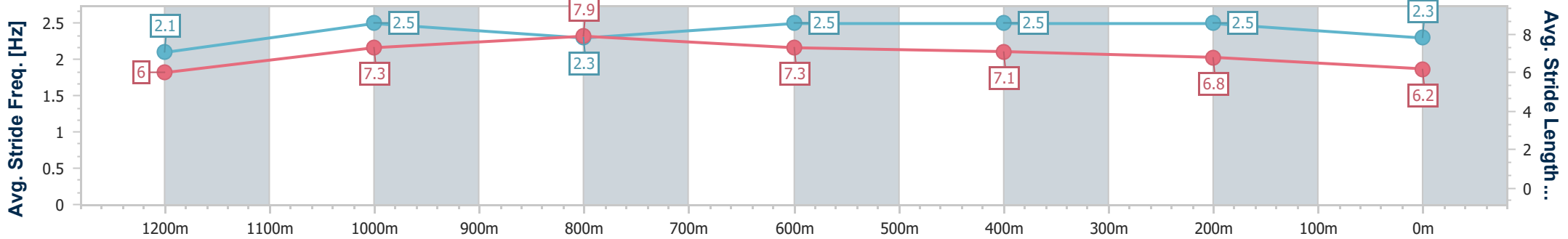
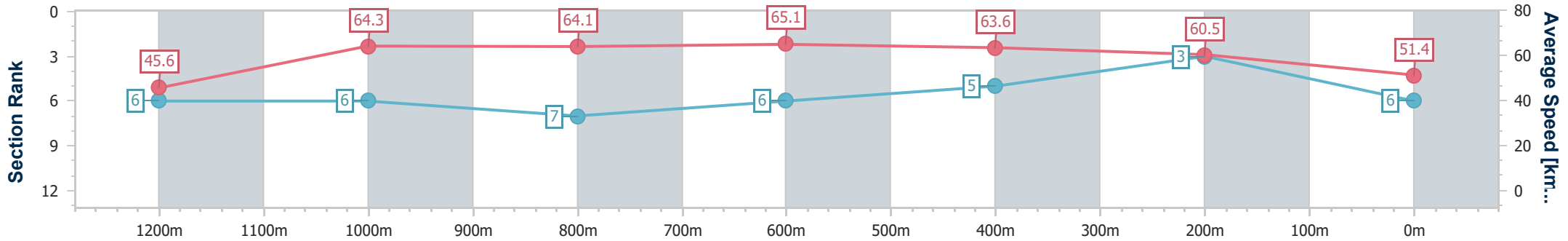
14 December 2024 - 16:33

Track Rating: Heavy 10, Weather: Showers, Rail Position: +2m Entire



BRISBANE RACING CLUB

Section	Overall	1200m	1000m	800m	600m	400m	200m
Section Times	1:19.23 [6] (0:08.03)	1:11.20 [6] (0:11.22)	0:59.98 [6] (0:11.44)	0:48.54 [7] (0:11.19)	0:37.35 [6] (0:11.42)	0:25.93 [5] (0:11.93)	0:14.00 [3] (0:14.00)
Average Speed [km/h]	45.6	64.3	64.1	65.1	63.6	60.5	51.4
Top Speed [km/h]	61.5	65.6	64.7	65.8	65.8	62.9	56.6
Avg. Dist. to Rail [m]	14.8	5.2	3.2	2.1	2.2	7.4	9.8
Avg. Stride Freq. [Hz]	2.1	2.5	2.3	2.5	2.5	2.5	2.3
Avg. Stride Length [m]	6.0	7.3	7.9	7.3	7.1	6.8	6.2



- [ ] Ranking at each section and finish
- .-.- No data available at this section
- NA No data available



Horse/Jockey Name	Gently Rolled
Final Rank	7
Fastest Section Time (Section)	0:08.08 (Overall)
Top Speed [km/h] (Section)	65.4 (1200m)
Race State	Finished



### Eagle Farm QLD Professional

Race 8: ASCOT GREEN LOUGH NEAGH STAKES - 1300m

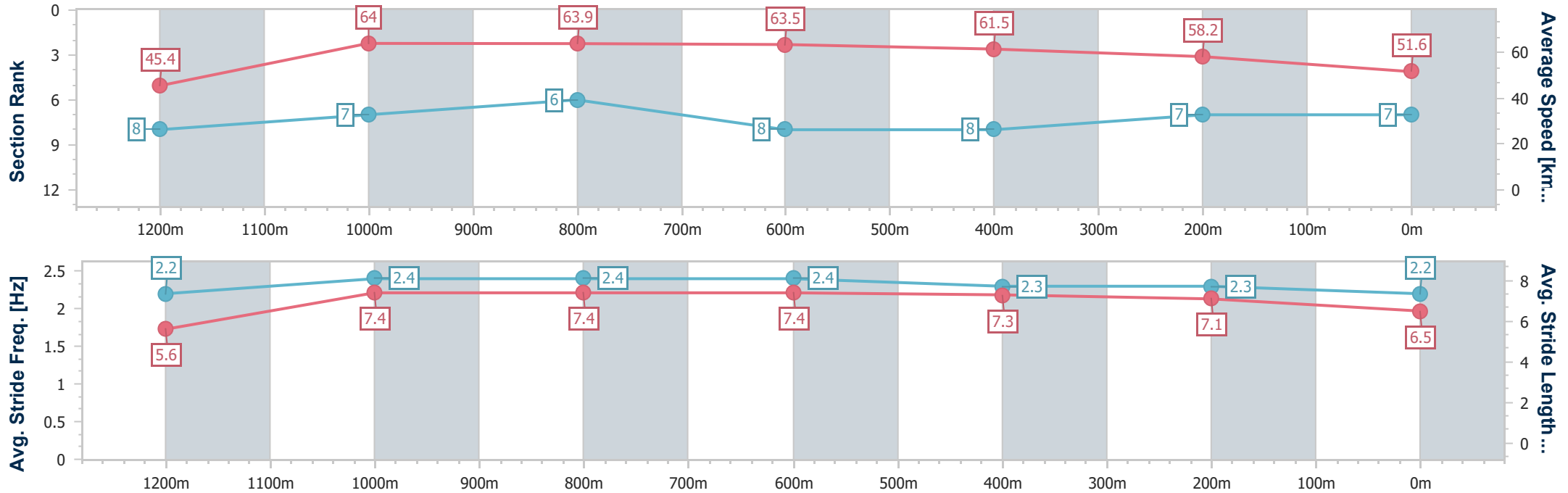
14 December 2024 - 16:33

Track Rating: Heavy 10, Weather: Showers, Rail Position: +2m Entire



BRISBANE RACING CLUB

Section	Overall	1200m	1000m	800m	600m	400m	200m
Section Times	1:20.10 [7] (0:08.08)	1:12.02 [8] (0:11.25)	1:00.77 [7] (0:11.32)	0:49.45 [6] (0:11.33)	0:38.12 [8] (0:11.82)	0:26.30 [8] (0:12.32)	0:13.98 [7] (0:13.98)
Average Speed [km/h]	45.4	64.0	63.9	63.5	61.5	58.2	51.6
Top Speed [km/h]	60.8	65.4	64.7	64.8	62.0	61.7	55.5
Avg. Dist. to Rail [m]	12.1	3.7	1.1	0.5	2.0	6.5	8.2
Avg. Stride Freq. [Hz]	2.2	2.4	2.4	2.4	2.3	2.3	2.2
Avg. Stride Length [m]	5.6	7.4	7.4	7.4	7.3	7.1	6.5



- [ ] Ranking at each section and finish
- .-.- No data available at this section
- NA No data available



Horse/Jockey Name	Royal Merchant
Final Rank	8
Fastest Section Time (Section)	0:07.81 (Overall)
Top Speed [km/h] (Section)	66.7 (1200m)
Race State	Finished



### Eagle Farm QLD Professional

Race 8: ASCOT GREEN LOUGH NEAGH STAKES - 1300m

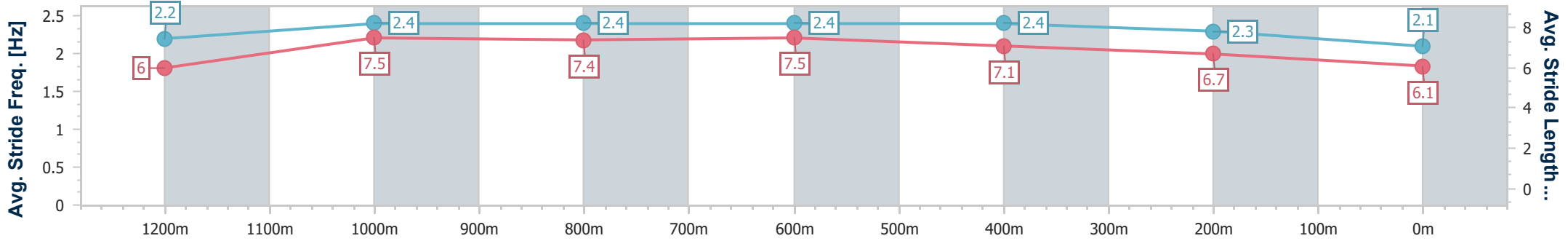
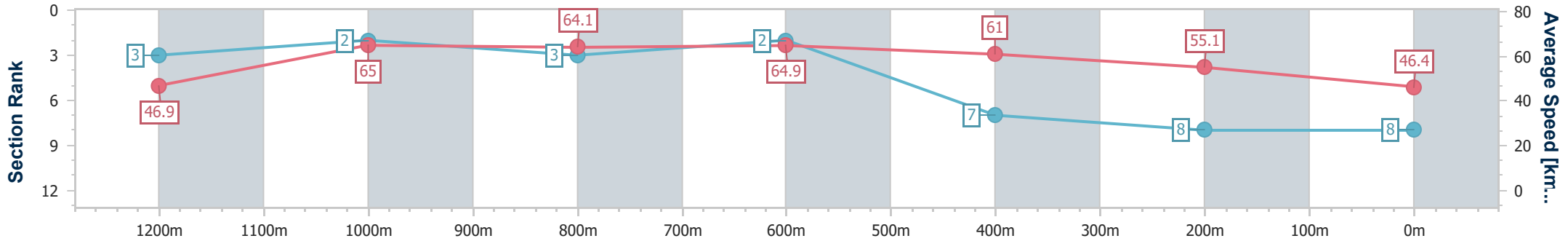
14 December 2024 - 16:33

Track Rating: Heavy 10, Weather: Showers, Rail Position: +2m Entire



BRISBANE RACING CLUB

Section	Overall	1200m	1000m	800m	600m	400m	200m
Section Times	1:22.02 [8] (0:07.81)	1:14.21 [3] (0:11.07)	1:03.14 [2] (0:11.42)	0:51.72 [3] (0:11.19)	0:40.53 [2] (0:11.93)	0:28.60 [7] (0:13.11)	0:15.49 [8] (0:15.49)
Average Speed [km/h]	46.9	65.0	64.1	64.9	61.0	55.1	46.4
Top Speed [km/h]	63.2	66.7	66.1	66.2	63.8	59.3	50.3
Avg. Dist. to Rail [m]	10.7	3.9	3.3	1.5	3.0	5.5	7.1
Avg. Stride Freq. [Hz]	2.2	2.4	2.4	2.4	2.4	2.3	2.1
Avg. Stride Length [m]	6.0	7.5	7.4	7.5	7.1	6.7	6.1



- [ ] Ranking at each section and finish
- .-.- No data available at this section
- NA No data available





**Eagle Farm QLD Professional**  
**Race 9: NOVA 106.9 Class 3 Plate - 1400m**  
**14 December 2024 - 17:14**



BRISBANE  
RACING CLUB

Track Rating: Heavy 10, Weather: Showers, Rail Position: +2m Entire

Section		Overall	1200m	1000m	800m	600m	400m	Last 600m				
Field Times		1:25.18 (0:13.57)	1:11.61 (0:10.90)	1:00.71 (0:11.73)	0:48.98 (0:11.96)	0:37.02 (0:12.14)	0:24.88 (0:11.97)	0:37.02				
Rank	TAB Horse/Jockey	Barrier	Top Speed [km/h]	Fastest Section	Distance Travelled [m]							
1	9 ZOOLOGY Ashley Morgan	11	65.9 1200m	0:11.09 1200m	1:25.18 [1] (0:13.85)	1:11.33 [4] (0:11.09)	1:00.24 [5] (0:11.58)	0:48.66 [5] (0:11.91)	0:36.75 [4] (0:11.96)	0:24.79 [3] (0:11.88)	0:36.75	
2	6 BOOM SHOT Kyle Wilson-Taylor	4	67.0 1200m	0:11.03 1200m	1:25.50 [2] (0:14.26)	1:11.24 [8] (0:11.03)	1:00.21 [8] (0:11.62)	0:48.59 [8] (0:11.91)	0:36.68 [8] (0:11.91)	0:24.77 [6] (0:11.88)	0:36.68 +0	
3	20 ZAHER Angela Jones	10	65.7 1200m	0:11.10 1200m	1:25.82 [3] (0:14.18)	1:11.64 [7] (0:11.10)	1:00.54 [7] (0:11.54)	0:49.00 [7] (0:11.91)	0:37.09 [7] (0:12.23)	0:24.86 [8] (0:11.94)	0:37.09 +2	
4	13 COSMIC BEAUTY Jag Guthmann-Chester	12	67.4 1200m	0:10.92 1200m	1:25.96 [4] (0:13.75)	1:12.21 [3] (0:10.92)	1:01.29 [3] (0:11.54)	0:49.75 [2] (0:12.05)	0:37.70 [2] (0:12.04)	0:25.66 [1] (0:12.11)	0:37.70 +0	
5	12 THAT'S AN EXTRA Justin Huxtable	3	67.2 1200m	0:10.81 1200m	1:26.60 [5] (0:13.91)	1:12.69 [5] (0:10.81)	1:01.88 [4] (0:11.67)	0:50.21 [4] (0:11.98)	0:38.23 [3] (0:12.05)	0:26.18 [4] (0:12.60)	0:38.23 -2	
6	19 BIGCAT Emily Lang	2	66.9 1200m	0:10.90 1200m	1:26.68 [6] (0:13.57)	1:13.11 [1] (0:10.90)	1:02.21 [1] (0:11.73)	0:50.48 [1] (0:11.96)	0:38.52 [1] (0:12.17)	0:26.35 [2] (0:12.55)	0:38.52 +0	
7	18 FLYWHEEL Robbie Dolan	5	66.8 1200m	0:11.06 1200m	1:26.76 [7] (0:14.11)	1:12.65 [6] (0:11.06)	1:01.59 [6] (0:11.58)	0:50.01 [6] (0:11.89)	0:38.12 [6] (0:12.15)	0:25.97 [7] (0:12.27)	0:38.12 +1	
8	15 SIMPLY FUN Cejay Graham	1	67.6 1200m	0:10.91 1200m	1:27.75 [8] (0:13.69)	1:14.06 [2] (0:10.91)	1:03.15 [2] (0:11.78)	0:51.37 [3] (0:12.09)	0:39.28 [5] (0:12.13)	0:27.15 [5] (0:12.73)	0:39.28 -3	

Scratched: Runwiththetide (#8), Jovita (#10), Treporti (#5), Lord Of Biscay (#17), Red Defcon (#16), American Phireball (#1), Bandasha (#2), Liberty Steps (#7), Master Copy (#4), Larrikin Rogue (#3), Provanc

[ ] Ranking at each section and finish  
 -:-:- No data available at this section  
 NA No data available

SCN Saddle cloth number  
 DNF Did not finish  
 DNT Did not track



**Eagle Farm QLD Professional**  
**Race 9: NOVA 106.9 Class 3 Plate - 1400m**  
**14 December 2024 - 17:14**



BRISBANE  
RACING CLUB

Track Rating: Heavy 10, Weather: Showers, Rail Position: +2m Entire

Section							200m			Last 600m
Field Times							0:12.91			0:37.02
							(0:12.91)			
Rank	TAB	Horse/Jockey	Barrier	Top Speed [km/h]	Fastest Section	Margin			Distance Travelled [m]	
1	9	ZOOLOGY Ashley Morgan	11	65.9 1200m	0:11.09 1200m	0:12.91 [1] (0:12.91)	1:25.18			0:36.75
2	6	BOOM SHOT Kyle Wilson-Taylor	4	67.0 1200m	0:11.03 1200m	0:12.89 [3] (0:12.89)	1.88L			0:36.68 +0
3	20	ZAHER Angela Jones	10	65.7 1200m	0:11.10 1200m	0:12.92 [5] (0:12.92)	3.73L			0:37.09 +2
4	13	COSMIC BEAUTY Jag Guthmann-Chester	12	67.4 1200m	0:10.92 1200m	0:13.55 [2] (0:13.55)	4.59L			0:37.70 +0
5	12	THAT'S AN EXTRA Justin Huxtable	3	67.2 1200m	0:10.81 1200m	0:13.58 [6] (0:13.58)	8.35L			0:38.23 -2
6	19	BIGCAT Emily Lang	2	66.9 1200m	0:10.90 1200m	0:13.80 [4] (0:13.80)	8.81L			0:38.52 +0
7	18	FLYWHEEL Robbie Dolan	5	66.8 1200m	0:11.06 1200m	0:13.70 [7] (0:13.70)	9.27L			0:38.12 +1
8	15	SIMPLY FUN Cejay Graham	1	67.6 1200m	0:10.91 1200m	0:14.42 [8] (0:14.42)	15.09L			0:39.28 -3

Scratched: Runwiththetide (#8), Jovita (#10), Treporti (#5), Lord Of Biscay (#17), Red Defcon (#16), American Phireball (#1), Bandasha (#2), Liberty Steps (#7), Master Copy (#4), Larrikin Rogue (#3), Provanc

[ ] Ranking at each section and finish  
 -:-:- No data available at this section  
 NA No data available

SCN Saddle cloth number  
 DNF Did not finish  
 DNT Did not track



Horse/Jockey Name	Zoology
Final Rank	1
Fastest Section Time (Section)	0:11.09 (1200m)
Top Speed [km/h] (Section)	65.9 (1200m)
Race State	Finished



### Eagle Farm QLD Professional

Race 9: NOVA 106.9 Class 3 Plate - 1400m

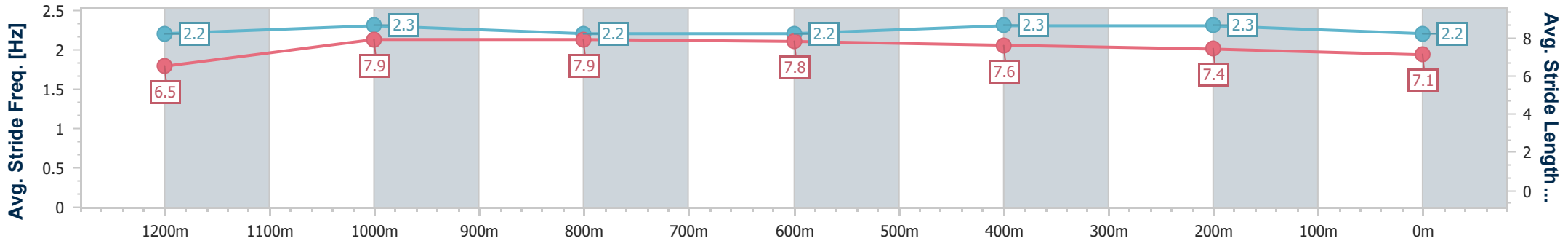
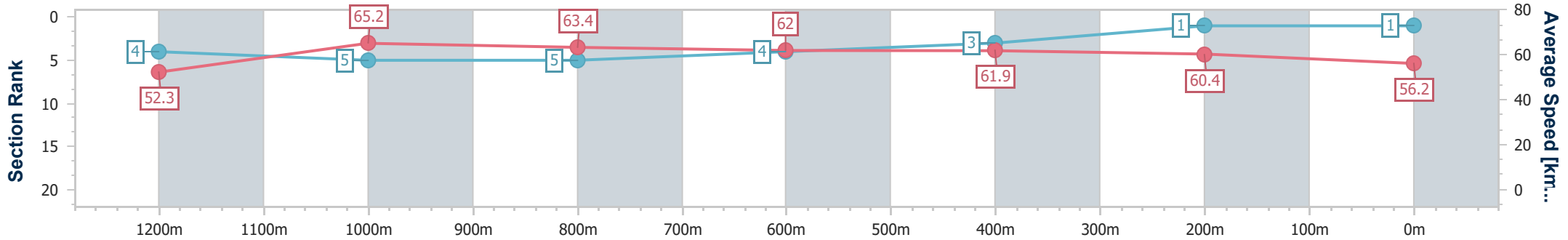
14 December 2024 - 17:14

Track Rating: Heavy 10, Weather: Showers, Rail Position: +2m Entire



BRISBANE RACING CLUB

Section	Overall	1200m	1000m	800m	600m	400m	200m
Section Times	1:25.18 [1] (0:13.85)	1:11.33 [4] (0:11.09)	1:00.24 [5] (0:11.58)	0:48.66 [5] (0:11.91)	0:36.75 [4] (0:11.96)	0:24.79 [3] (0:11.88)	0:12.91 [1] (0:12.91)
Average Speed [km/h]	52.3	65.2	63.4	62.0	61.9	60.4	56.2
Top Speed [km/h]	65.2	65.9	64.8	63.0	63.0	62.9	58.9
Avg. Dist. to Rail [m]	7.4	4.5	4.5	4.7	6.0	10.7	9.7
Avg. Stride Freq. [Hz]	2.2	2.3	2.2	2.2	2.3	2.3	2.2
Avg. Stride Length [m]	6.5	7.9	7.9	7.8	7.6	7.4	7.1



- [ ] Ranking at each section and finish
- .-.- No data available at this section
- NA No data available



Horse/Jockey Name	Boom Shot
Final Rank	2
Fastest Section Time (Section)	0:11.03 (1200m)
Top Speed [km/h] (Section)	67.0 (1200m)
Race State	Finished



### Eagle Farm QLD Professional

Race 9: NOVA 106.9 Class 3 Plate - 1400m

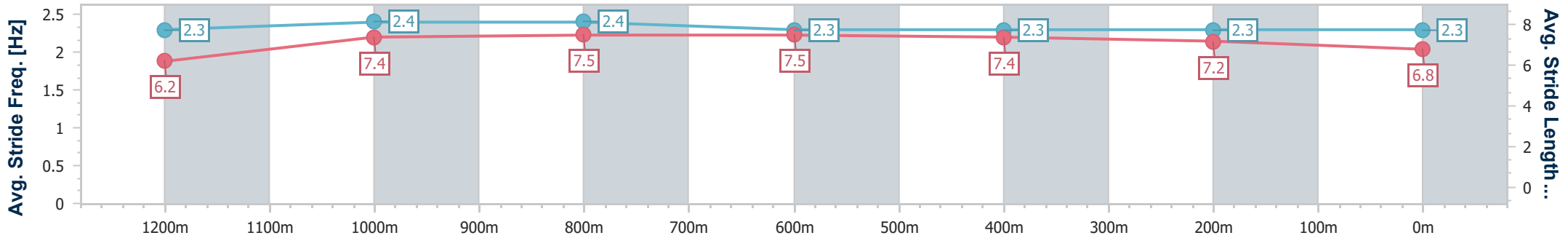
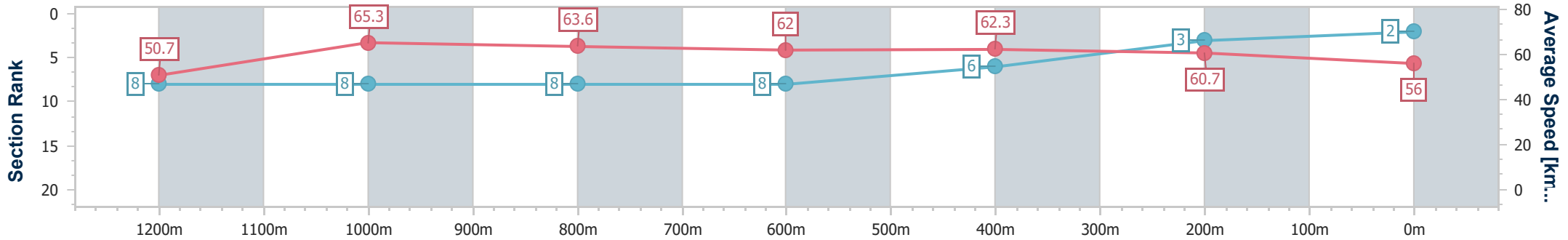
14 December 2024 - 17:14

Track Rating: Heavy 10, Weather: Showers, Rail Position: +2m Entire



BRISBANE RACING CLUB

Section	Overall	1200m	1000m	800m	600m	400m	200m
Section Times	1:25.50 [2] (0:14.26)	1:11.24 [8] (0:11.03)	1:00.21 [8] (0:11.62)	0:48.59 [8] (0:11.91)	0:36.68 [8] (0:11.91)	0:24.77 [6] (0:11.88)	0:12.89 [3] (0:12.89)
Average Speed [km/h]	50.7	65.3	63.6	62.0	62.3	60.7	56.0
Top Speed [km/h]	64.9	67.0	65.4	63.0	63.4	61.8	58.4
Avg. Dist. to Rail [m]	5.2	5.0	4.7	5.7	6.0	11.1	10.7
Avg. Stride Freq. [Hz]	2.3	2.4	2.4	2.3	2.3	2.3	2.3
Avg. Stride Length [m]	6.2	7.4	7.5	7.5	7.4	7.2	6.8



- [ ] Ranking at each section and finish
- .-.- No data available at this section
- NA No data available



Horse/Jockey Name	Zaher
Final Rank	3
Fastest Section Time (Section)	0:11.10 (1200m)
Top Speed [km/h] (Section)	65.7 (1200m)
Race State	Finished



### Eagle Farm QLD Professional

Race 9: NOVA 106.9 Class 3 Plate - 1400m

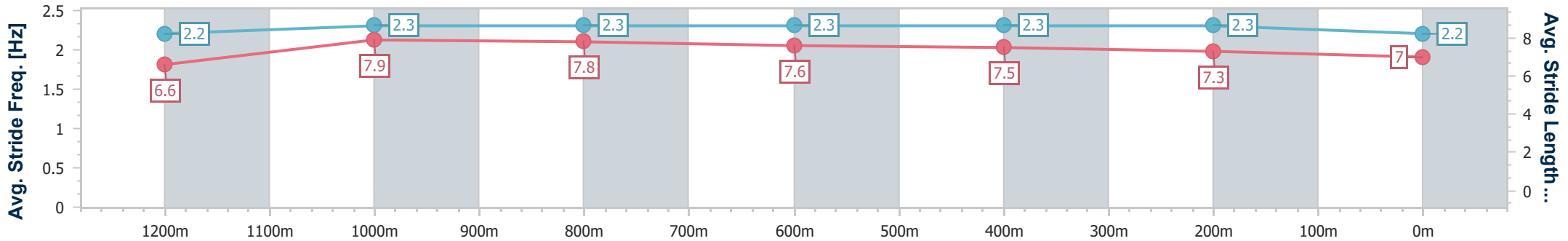
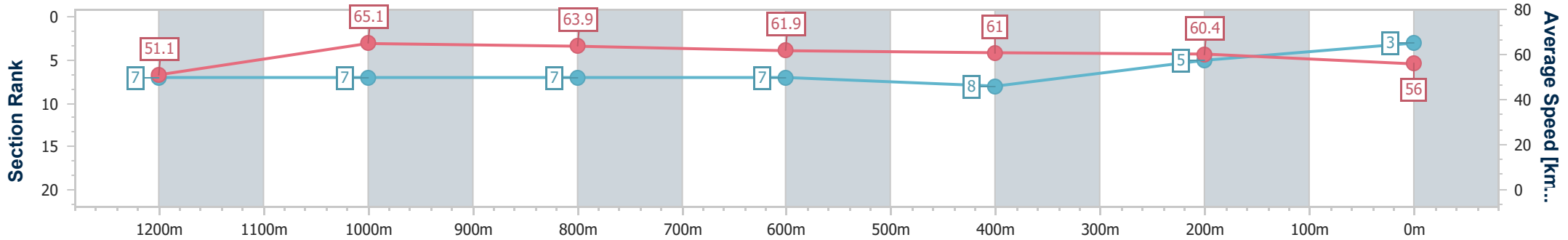
14 December 2024 - 17:14

Track Rating: Heavy 10, Weather: Showers, Rail Position: +2m Entire



BRISBANE RACING CLUB

Section	Overall	1200m	1000m	800m	600m	400m	200m
Section Times	1:25.82 [3] (0:14.18)	1:11.64 [7] (0:11.10)	1:00.54 [7] (0:11.54)	0:49.00 [7] (0:11.91)	0:37.09 [7] (0:12.23)	0:24.86 [8] (0:11.94)	0:12.92 [5] (0:12.92)
Average Speed [km/h]	51.1	65.1	63.9	61.9	61.0	60.4	56.0
Top Speed [km/h]	64.8	65.7	65.5	63.6	62.3	62.4	58.7
Avg. Dist. to Rail [m]	7.1	5.6	4.5	5.1	7.4	13.2	12.8
Avg. Stride Freq. [Hz]	2.2	2.3	2.3	2.3	2.3	2.3	2.2
Avg. Stride Length [m]	6.6	7.9	7.8	7.6	7.5	7.3	7.0



- [ ] Ranking at each section and finish
- .-.- No data available at this section
- NA No data available



Horse/Jockey Name	Cosmic Beauty
Final Rank	4
Fastest Section Time (Section)	0:10.92 (1200m)
Top Speed [km/h] (Section)	67.4 (1200m)
Race State	Finished



### Eagle Farm QLD Professional

Race 9: NOVA 106.9 Class 3 Plate - 1400m

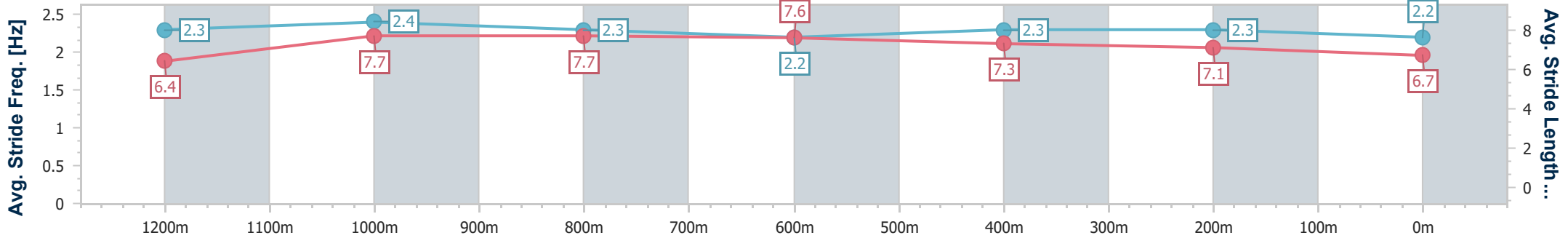
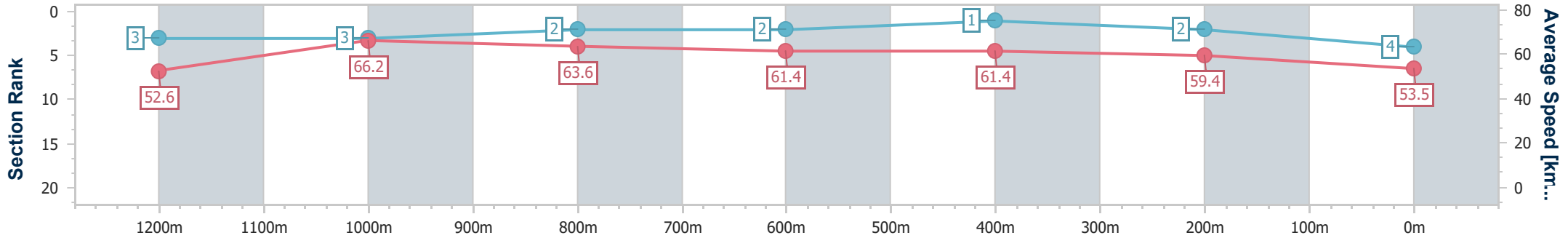
14 December 2024 - 17:14

Track Rating: Heavy 10, Weather: Showers, Rail Position: +2m Entire



BRISBANE RACING CLUB

Section	Overall	1200m	1000m	800m	600m	400m	200m
Section Times	1:25.96 [4] (0:13.75)	1:12.21 [3] (0:10.92)	1:01.29 [3] (0:11.54)	0:49.75 [2] (0:12.05)	0:37.70 [2] (0:12.04)	0:25.66 [1] (0:12.11)	0:13.55 [2] (0:13.55)
Average Speed [km/h]	52.6	66.2	63.6	61.4	61.4	59.4	53.5
Top Speed [km/h]	66.7	67.4	66.4	61.8	63.0	61.9	57.3
Avg. Dist. to Rail [m]	8.7	5.5	4.3	5.2	5.4	9.7	7.7
Avg. Stride Freq. [Hz]	2.3	2.4	2.3	2.2	2.3	2.3	2.2
Avg. Stride Length [m]	6.4	7.7	7.7	7.6	7.3	7.1	6.7



- [ ] Ranking at each section and finish
- .-.- No data available at this section
- NA No data available



Horse/Jockey Name	That's An Extra
Final Rank	5
Fastest Section Time (Section)	0:10.81 (1200m)
Top Speed [km/h] (Section)	67.2 (1200m)
Race State	Finished



### Eagle Farm QLD Professional

Race 9: NOVA 106.9 Class 3 Plate - 1400m

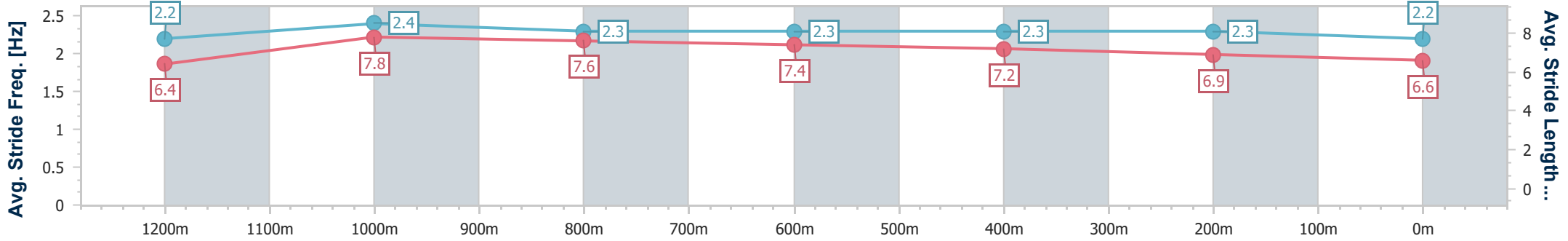
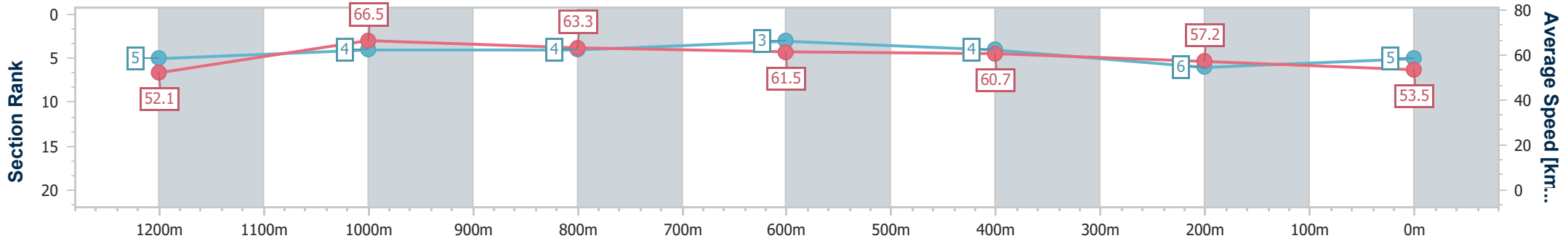
14 December 2024 - 17:14

Track Rating: Heavy 10, Weather: Showers, Rail Position: +2m Entire



BRISBANE RACING CLUB

Section	Overall	1200m	1000m	800m	600m	400m	200m
Section Times	1:26.60 [5] (0:13.91)	1:12.69 [5] (0:10.81)	1:01.88 [4] (0:11.67)	0:50.21 [4] (0:11.98)	0:38.23 [3] (0:12.05)	0:26.18 [4] (0:12.60)	0:13.58 [6] (0:13.58)
Average Speed [km/h]	52.1	66.5	63.3	61.5	60.7	57.2	53.5
Top Speed [km/h]	66.3	67.2	65.3	61.9	61.8	59.1	55.2
Avg. Dist. to Rail [m]	4.4	3.8	5.0	4.9	3.8	5.3	5.6
Avg. Stride Freq. [Hz]	2.2	2.4	2.3	2.3	2.3	2.3	2.2
Avg. Stride Length [m]	6.4	7.8	7.6	7.4	7.2	6.9	6.6



- [ ] Ranking at each section and finish
- .-.- No data available at this section
- NA No data available



Horse/Jockey Name	Bigcat
Final Rank	6
Fastest Section Time (Section)	0:10.90 (1200m)
Top Speed [km/h] (Section)	66.9 (1200m)
Race State	Finished



### Eagle Farm QLD Professional

Race 9: NOVA 106.9 Class 3 Plate - 1400m

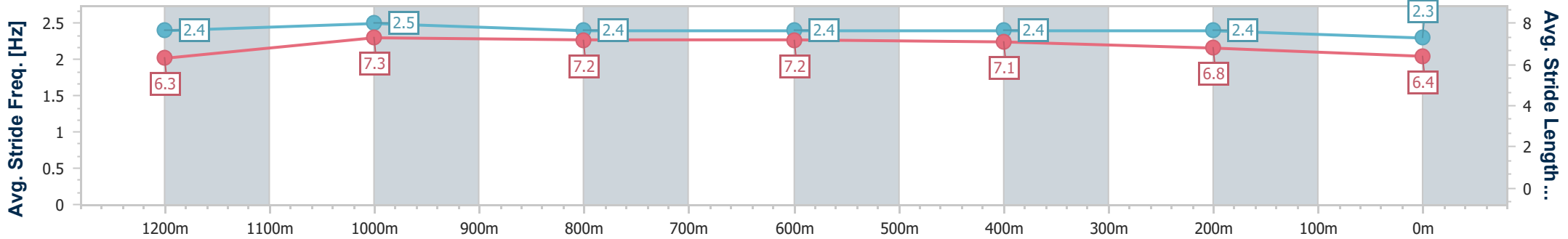
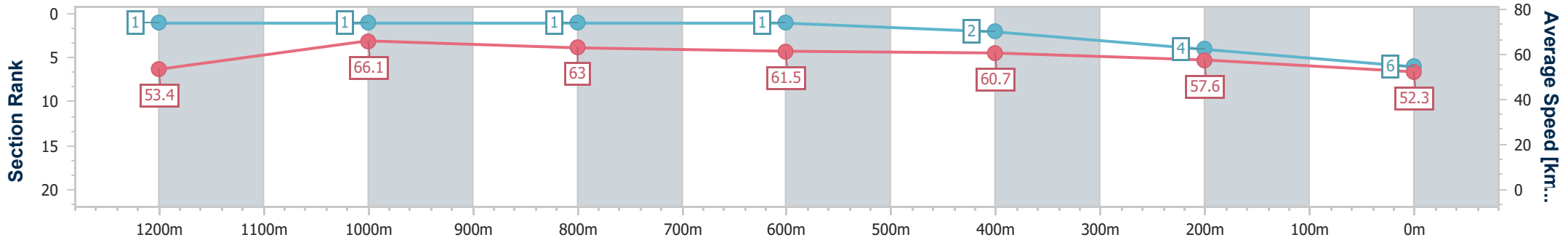
14 December 2024 - 17:14

Track Rating: Heavy 10, Weather: Showers, Rail Position: +2m Entire



BRISBANE RACING CLUB

Section	Overall	1200m	1000m	800m	600m	400m	200m
Section Times	1:26.68 [6] (0:13.57)	1:13.11 [1] (0:10.90)	1:02.21 [1] (0:11.73)	0:50.48 [1] (0:11.96)	0:38.52 [1] (0:12.17)	0:26.35 [2] (0:12.55)	0:13.80 [4] (0:13.80)
Average Speed [km/h]	53.4	66.1	63.0	61.5	60.7	57.6	52.3
Top Speed [km/h]	66.5	66.9	64.0	62.3	62.1	60.5	54.9
Avg. Dist. to Rail [m]	4.0	4.6	5.0	5.1	5.6	8.1	7.3
Avg. Stride Freq. [Hz]	2.4	2.5	2.4	2.4	2.4	2.4	2.3
Avg. Stride Length [m]	6.3	7.3	7.2	7.2	7.1	6.8	6.4



- [ ] Ranking at each section and finish
- .-.- No data available at this section
- NA No data available





Horse/Jockey Name	Flywheel
Final Rank	7
Fastest Section Time (Section)	0:11.06 (1200m)
Top Speed [km/h] (Section)	66.8 (1200m)
Race State	Finished



### Eagle Farm QLD Professional

Race 9: NOVA 106.9 Class 3 Plate - 1400m

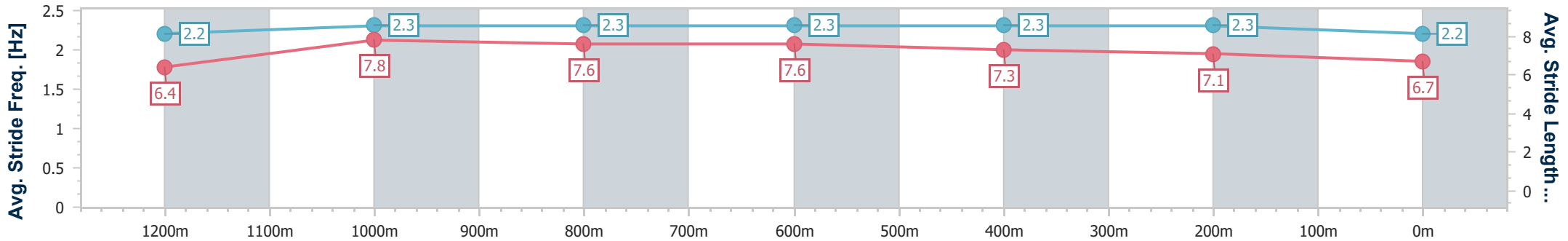
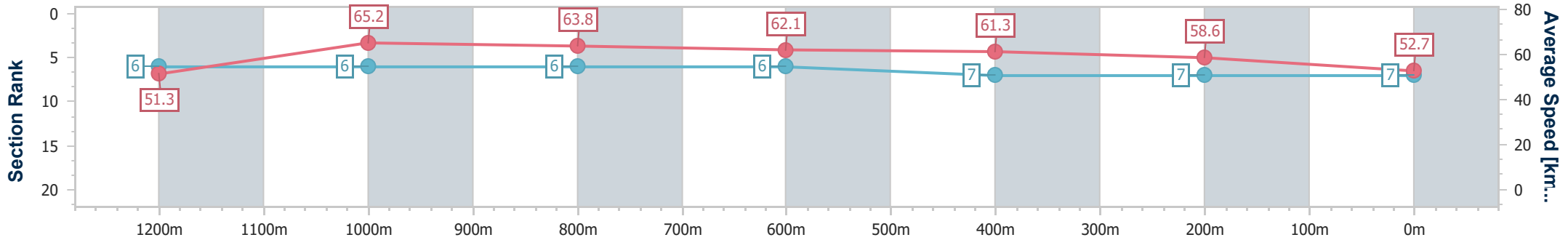
14 December 2024 - 17:14

Track Rating: Heavy 10, Weather: Showers, Rail Position: +2m Entire



BRISBANE RACING CLUB

Section	Overall	1200m	1000m	800m	600m	400m	200m
Section Times	1:26.76 [7] (0:14.11)	1:12.65 [6] (0:11.06)	1:01.59 [6] (0:11.58)	0:50.01 [6] (0:11.89)	0:38.12 [6] (0:12.15)	0:25.97 [7] (0:12.27)	0:13.70 [7] (0:13.70)
Average Speed [km/h]	51.3	65.2	63.8	62.1	61.3	58.6	52.7
Top Speed [km/h]	65.4	66.8	65.2	63.1	62.3	61.8	55.7
Avg. Dist. to Rail [m]	6.0	5.0	4.8	5.6	6.6	11.7	11.9
Avg. Stride Freq. [Hz]	2.2	2.3	2.3	2.3	2.3	2.3	2.2
Avg. Stride Length [m]	6.4	7.8	7.6	7.6	7.3	7.1	6.7



- [ ] Ranking at each section and finish
- .-.- No data available at this section
- NA No data available



Horse/Jockey Name	Simply Fun
Final Rank	8
Fastest Section Time (Section)	0:10.91 (1200m)
Top Speed [km/h] (Section)	67.6 (1200m)
Race State	Finished



### Eagle Farm QLD Professional

Race 9: NOVA 106.9 Class 3 Plate - 1400m

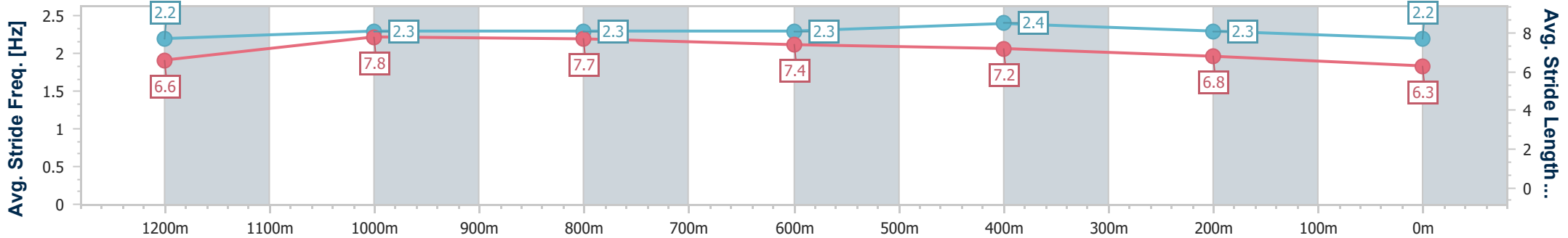
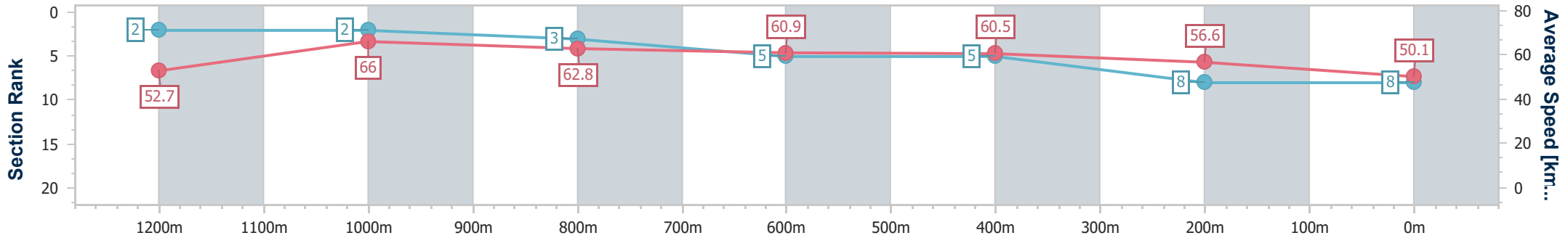
14 December 2024 - 17:14

Track Rating: Heavy 10, Weather: Showers, Rail Position: +2m Entire



BRISBANE RACING CLUB

Section	Overall	1200m	1000m	800m	600m	400m	200m
Section Times	1:27.75 [8] (0:13.69)	1:14.06 [2] (0:10.91)	1:03.15 [2] (0:11.78)	0:51.37 [3] (0:12.09)	0:39.28 [5] (0:12.13)	0:27.15 [5] (0:12.73)	0:14.42 [8] (0:14.42)
Average Speed [km/h]	52.7	66.0	62.8	60.9	60.5	56.6	50.1
Top Speed [km/h]	65.7	67.6	65.5	61.4	62.4	59.4	53.9
Avg. Dist. to Rail [m]	3.5	2.6	4.7	5.1	4.3	6.0	9.9
Avg. Stride Freq. [Hz]	2.2	2.3	2.3	2.3	2.4	2.3	2.2
Avg. Stride Length [m]	6.6	7.8	7.7	7.4	7.2	6.8	6.3



- [ ] Ranking at each section and finish
- .-.- No data available at this section
- NA No data available



# Eagle Farm QLD Professional

## Race 10: MORETON HIRE OPEN Handicap - 1800m

14 December 2024 - 17:48



BRISBANE  
RACING CLUB

Track Rating: Heavy 10, Weather: Showers, Rail Position: +2m Entire

Section														
Field Times	Overall	1600m	1400m	1200m	1000m	800m	600m	Last 600m						
	1:51.22 (0:14.16)	1:37.06 (0:11.33)	1:25.73 (0:11.65)	1:14.08 (0:11.97)	1:02.11 (0:12.05)	0:50.06 (0:12.14)	0:37.92 (0:12.50)	0:37.92						
Rank	TAB	Horse/Jockey	Barrier	Top Speed [km/h]	Fastest Section								Distance Travelled [m]	
1	4	LOCH EAGLE Bailey Wheeler	7	64.0	0:11.66	1:51.22 [1] (0:14.77)	1:36.45 [12] (0:11.66)	1:24.79 [12] (0:11.85)	1:12.94 [11] (0:12.01)	1:00.93 [13] (0:11.87)	0:49.06 [12] (0:12.01)	0:37.05 [11] (0:12.35)	0:37.05	
2	14	RED TOP Cejay Graham	4	63.4	0:11.70	1:51.30 [2] (0:14.84)	1:36.46 [13] (0:11.73)	1:24.73 [13] (0:11.75)	1:12.98 [13] (0:11.70)	1:01.28 [11] (0:11.95)	0:49.33 [10] (0:12.10)	0:37.23 [9] (0:12.34)	0:37.23	-8
3	9	BROOKHAVEN Damien Thornton	12	65.5	0:11.36	1:51.78 [3] (0:14.64)	1:37.14 [9] (0:11.36)	1:25.78 [6] (0:11.76)	1:14.02 [7] (0:11.90)	1:02.12 [7] (0:12.06)	0:50.06 [7] (0:12.11)	0:37.95 [7] (0:12.38)	0:37.95	+4
4	11	LINTHORPE LAD Taylor Marshall	5	64.0	0:11.64	1:52.02 [4] (0:15.02)	1:37.00 [14] (0:11.64)	1:25.36 [14] (0:11.77)	1:13.59 [14] (0:12.03)	1:01.56 [14] (0:11.83)	0:49.73 [14] (0:12.02)	0:37.71 [14] (0:12.37)	0:37.71	-3
5	2	RED WAVE Jasper Franklin	3	63.1	0:11.64	1:52.07 [5] (0:14.37)	1:37.70 [3] (0:11.64)	1:26.06 [7] (0:11.66)	1:14.40 [6] (0:11.95)	1:02.45 [6] (0:12.01)	0:50.44 [6] (0:12.15)	0:38.29 [6] (0:12.58)	0:38.29	-5
6	12	ROGUE BEAR Ron Stewart	13	64.0	0:11.65	1:52.11 [6] (0:14.65)	1:37.46 [10] (0:11.65)	1:25.81 [11] (0:11.98)	1:13.83 [12] (0:11.90)	1:01.93 [12] (0:11.99)	0:49.94 [13] (0:12.10)	0:37.84 [13] (0:12.41)	0:37.84	+10
7	6	LOGAN STREET LION Samantha Collett	1	63.6	0:11.46	1:52.17 [7] (0:14.50)	1:37.67 [5] (0:11.46)	1:26.21 [5] (0:11.60)	1:14.61 [5] (0:12.04)	1:02.57 [5] (0:12.00)	0:50.57 [5] (0:12.12)	0:38.45 [5] (0:12.43)	0:38.45	-14
8	1	ZOUMON Angela Jones	8	64.2	0:11.49	1:52.27 [8] (0:14.37)	1:37.90 [3] (0:11.49)	1:26.41 [4] (0:11.56)	1:14.85 [3] (0:11.90)	1:02.95 [3] (0:12.09)	0:50.86 [4] (0:12.13)	0:38.73 [4] (0:12.55)	0:38.73	-7
9	17	TWIGMAN Mark Du Plessis	2	63.3	0:11.68	1:52.32 [9] (0:14.61)	1:37.71 [8] (0:11.68)	1:26.03 [10] (0:11.74)	1:14.29 [9] (0:11.94)	1:02.35 [9] (0:11.99)	0:50.36 [9] (0:12.17)	0:38.19 [10] (0:12.37)	0:38.19	-5
10	10	FELIX THE SCAT Kyle Wilson-Taylor	6	64.3	0:11.54	1:52.38 [10] (0:14.59)	1:37.79 [7] (0:11.54)	1:26.25 [8] (0:11.89)	1:14.36 [8] (0:12.00)	1:02.36 [10] (0:11.89)	0:50.47 [8] (0:12.07)	0:38.40 [8] (0:12.26)	0:38.40	+1

Scratched: Wairere Falls (#16), Kerchak (#5), Junipal (#3)

Report Created: Sat 14 December 2024 18:09 GMT (Note: Timing is based on position data)

Page 1/18

[ ] Ranking at each section and finish  
 -:-:- No data available at this section  
 NA No data available

SCN Saddle cloth number  
 DNF Did not finish  
 DNT Did not track

data processed by TRIPLES DATA



**Eagle Farm QLD Professional**  
**Race 10: MORETON HIRE OPEN Handicap - 1800m**  
**14 December 2024 - 17:48**



Track Rating: Heavy 10, Weather: Showers, Rail Position: +2m Entire

Section		Overall	1600m	1400m	1200m	1000m	800m	600m	Last 600m				
Field Times		1:51.22 (0:14.16)	1:37.06 (0:11.33)	1:25.73 (0:11.65)	1:14.08 (0:11.97)	1:02.11 (0:12.05)	0:50.06 (0:12.14)	0:37.92 (0:12.50)	0:37.92				
Rank	TAB Horse/Jockey	Barrier	Top Speed [km/h]	Fastest Section	Distance Travelled [m]								
11	13 EXOTIQUE MISS Robbie Dolan	11	64.7 1600m	0:11.33 1600m	1:52.51 [11] (0:14.16)	1:38.35 [1] (0:11.33)	1:27.02 [1] (0:11.65)	1:15.37 [1] (0:11.98)	1:03.39 [2] (0:12.04)	0:51.35 [1] (0:12.14)	0:39.21 [1] (0:12.50)	0:39.21	-5
12	7 STUCK WITH YOU Emily Lang	9	66.4 1600m	0:11.35 1600m	1:52.85 [12] (0:14.32)	1:38.53 [2] (0:11.35)	1:27.18 [2] (0:11.62)	1:15.56 [2] (0:11.82)	1:03.74 [1] (0:12.11)	0:51.63 [2] (0:12.29)	0:39.34 [2] (0:12.54)	0:39.34	+1
13	8 WAPITI Nikita Beriman	14	66.9 1600m	0:11.28 1600m	1:52.89 [13] (0:14.57)	1:38.32 [6] (0:11.28)	1:27.04 [3] (0:11.66)	1:15.38 [4] (0:11.86)	1:03.52 [4] (0:12.02)	0:51.50 [3] (0:12.14)	0:39.36 [3] (0:12.55)	0:39.36	+4
14	15 ECHO POINT Tahlia Fenlon	10	63.4 1600m	0:11.51 1600m	1:56.23 [14] (0:14.75)	1:41.48 [11] (0:11.51)	1:29.97 [9] (0:11.81)	1:18.16 [10] (0:11.88)	1:06.28 [8] (0:12.10)	0:54.18 [11] (0:12.18)	0:42.00 [12] (0:12.79)	0:42.00	+4

Scratched: Wairere Falls (#16), Kerchak (#5), Junipal (#3)

[ ] Ranking at each section and finish  
 -:-:-:- No data available at this section  
 NA No data available

SCN Saddle cloth number  
 DNF Did not finish  
 DNT Did not track



**Eagle Farm QLD Professional**  
**Race 10: MORETON HIRE OPEN Handicap - 1800m**  
**14 December 2024 - 17:48**



BRISBANE  
RACING CLUB

Track Rating: Heavy 10, Weather: Showers, Rail Position: +2m Entire

Section				400m	200m			Last 600m		
Field Times				0:25.42 (0:12.46)	0:12.96 (0:12.96)			0:37.92		
Rank	TAB	Horse/Jockey	Barrier	Top Speed [km/h]	Fastest Section	Margin			Distance Travelled [m]	
1	4	<b>LOCH EAGLE</b> Bailey Wheeler	7	64.0 1000m	0:11.66 1600m	0:24.70 [11] (0:11.96)	0:12.74 [3] (0:12.74)	1:51.22	0:37.05	
2	14	<b>RED TOP</b> Cejay Graham	4	63.4 1600m	0:11.70 1200m	0:24.89 [9] (0:12.12)	0:12.77 [5] (0:12.77)	0.45L	0:37.23	-8
3	9	<b>BROOKHAVEN</b> Damien Thornton	12	65.5 1600m	0:11.36 1600m	0:25.57 [6] (0:12.05)	0:13.52 [1] (0:13.52)	3.33L	0:37.95	+4
4	11	<b>LINTHORPE LAD</b> Taylor Marshall	5	64.0 1600m	0:11.64 1600m	0:25.34 [13] (0:12.22)	0:13.12 [12] (0:13.12)	4.73L	0:37.71	-3
5	2	<b>RED WAVE</b> Jasper Franklin	3	63.1 1600m	0:11.64 1600m	0:25.71 [8] (0:12.56)	0:13.15 [13] (0:13.15)	5L	0:38.29	-5
6	12	<b>ROGUE BEAR</b> Ron Stewart	13	64.0 1600m	0:11.65 1600m	0:25.43 [12] (0:12.20)	0:13.23 [10] (0:13.23)	5.22L	0:37.84	+10
7	6	<b>LOGAN STREET LION</b> Samantha Collett	1	63.6 1600m	0:11.46 1600m	0:26.02 [5] (0:12.44)	0:13.58 [6] (0:13.58)	5.6L	0:38.45	-14
8	1	<b>ZOUMON</b> Angela Jones	8	64.2 1400m	0:11.49 1600m	0:26.18 [4] (0:12.61)	0:13.57 [7] (0:13.57)	6.19L	0:38.73	-7
9	17	<b>TWIGMAN</b> Mark Du Plessis	2	63.3 1600m	0:11.68 1600m	0:25.82 [10] (0:12.36)	0:13.46 [9] (0:13.46)	6.48L	0:38.19	-5
10	10	<b>FELIX THE SCAT</b> Kyle Wilson-Taylor	6	64.3 1600m	0:11.54 1600m	0:26.14 [7] (0:12.29)	0:13.85 [4] (0:13.85)	6.81L	0:38.40	+1

Scratched: Wairere Falls (#16), Kerchak (#5), Junipal (#3)

[ ] Ranking at each section and finish  
 -:-:- No data available at this section  
 NA No data available

SCN Saddle cloth number  
 DNF Did not finish  
 DNT Did not track



**Eagle Farm QLD Professional**  
**Race 10: MORETON HIRE OPEN Handicap - 1800m**  
**14 December 2024 - 17:48**



Track Rating: Heavy 10, Weather: Showers, Rail Position: +2m Entire

Section		400m	200m			Last 600m		
Field Times		0:25.42 (0:12.46)	0:12.96 (0:12.96)			0:37.92		
Rank	TAB Horse/Jockey	Barrier	Top Speed [km/h]	Fastest Section	Margin		Distance Travelled [m]	
11	13 EXOTIQUE MISS Robbie Dolan	11	64.7 1600m	0:11.33 1600m	0:26.71 [1] (0:12.67)	0:14.04 [2] (0:14.04)	7.63L	0:39.21 -5
12	7 STUCK WITH YOU Emily Lang	9	66.4 1600m	0:11.35 1600m	0:26.80 [2] (0:12.72)	0:14.08 [8] (0:14.08)	9.59L	0:39.34 +1
13	8 WAPITI Nikita Beriman	14	66.9 1600m	0:11.28 1600m	0:26.81 [3] (0:12.81)	0:14.00 [11] (0:14.00)	9.83L	0:39.36 +4
14	15 ECHO POINT Tahlia Fenlon	10	63.4 1600m	0:11.51 1600m	0:29.21 [14] (0:13.44)	0:15.77 [14] (0:15.77)	29.45L	0:42.00 +4

Scratched: Wairere Falls (#16), Kerchak (#5), Junipal (#3)

[ ] Ranking at each section and finish  
 -:-:-:- No data available at this section  
 NA No data available

SCN Saddle cloth number  
 DNF Did not finish  
 DNT Did not track



Horse/Jockey Name	Loch Eagle
Final Rank	1
Fastest Section Time (Section)	0:11.66 (1600m)
Top Speed [km/h] (Section)	64.0 (1000m)
Race State	Finished



### Eagle Farm QLD Professional

Race 10: MORETON HIRE OPEN Handicap - 1800m

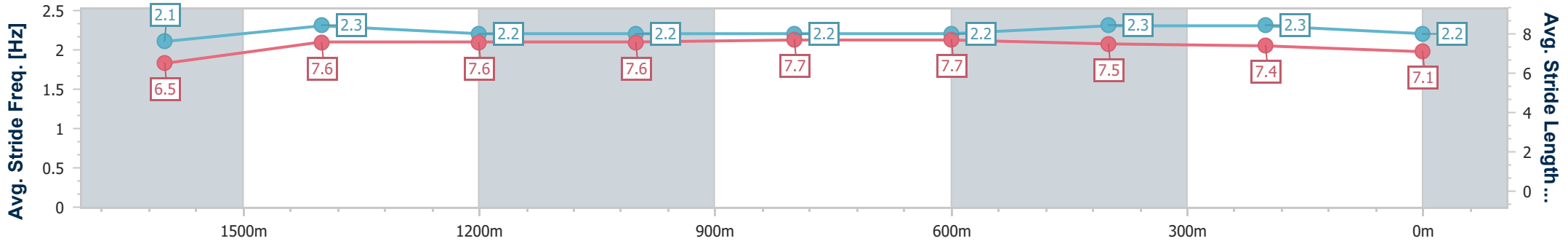
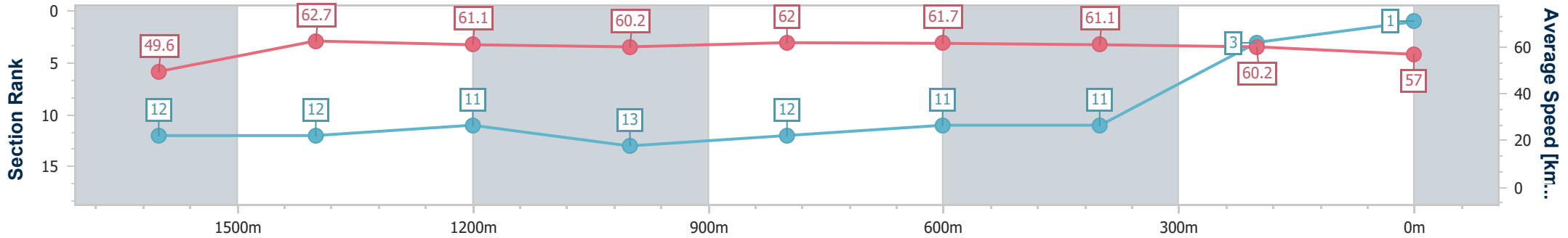
14 December 2024 - 17:48

Track Rating: Heavy 10, Weather: Showers, Rail Position: +2m Entire



BRISBANE RACING CLUB

Section	Overall	1600m	1400m	1200m	1000m	800m	600m	400m	200m
Section Times	1:51.22 [1] (0:14.77)	1:36.45 [12] (0:11.66)	1:24.79 [12] (0:11.85)	1:12.94 [11] (0:12.01)	1:00.93 [13] (0:11.87)	0:49.06 [12] (0:12.01)	0:37.05 [11] (0:12.35)	0:24.70 [11] (0:11.96)	0:12.74 [3] (0:12.74)
Average Speed [km/h]	49.6	62.7	61.1	60.2	62.0	61.7	61.1	60.2	57.0
Top Speed [km/h]	61.2	63.9	63.1	61.0	64.0	62.9	62.4	61.4	59.0
Avg. Dist. to Rail [m]	6.1	4.2	4.2	5.0	4.7	6.3	9.5	14.2	11.5
Avg. Stride Freq. [Hz]	2.1	2.3	2.2	2.2	2.2	2.2	2.3	2.3	2.2
Avg. Stride Length [m]	6.5	7.6	7.6	7.6	7.7	7.7	7.5	7.4	7.1



- [ ] Ranking at each section and finish
- .-.- No data available at this section
- NA No data available



Horse/Jockey Name	Red Top
Final Rank	2
Fastest Section Time (Section)	0:11.70 (1200m)
Top Speed [km/h] (Section)	63.4 (1600m)
Race State	Finished



### Eagle Farm QLD Professional

Race 10: MORETON HIRE OPEN Handicap - 1800m

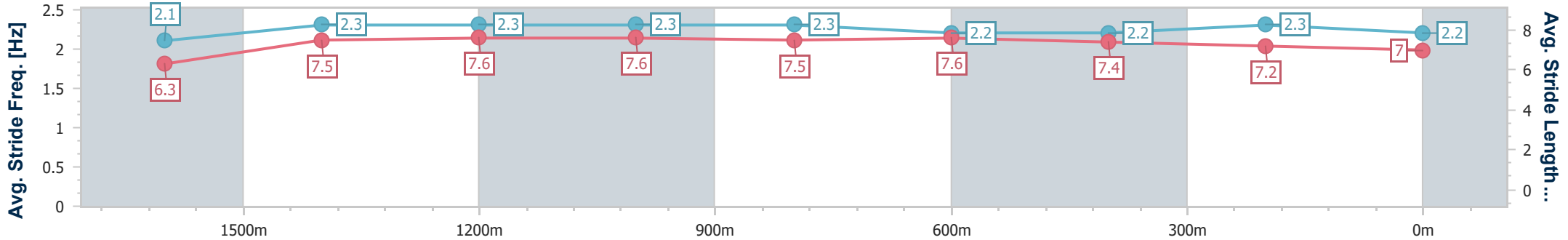
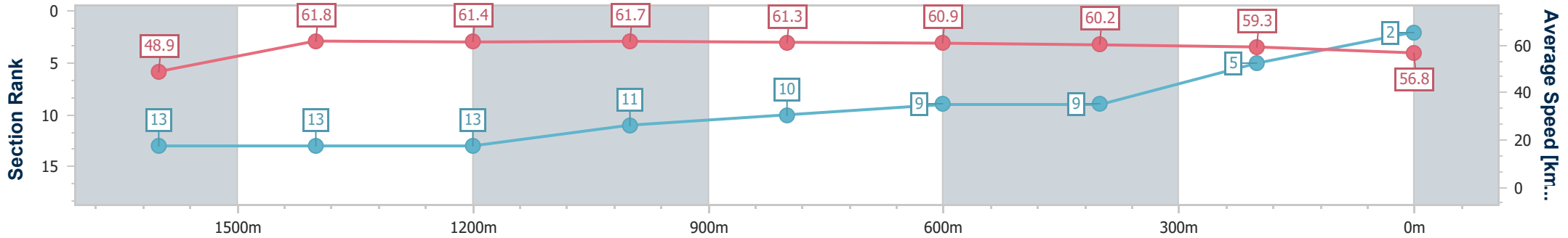
14 December 2024 - 17:48

Track Rating: Heavy 10, Weather: Showers, Rail Position: +2m Entire



BRISBANE RACING CLUB

Section	Overall	1600m	1400m	1200m	1000m	800m	600m	400m	200m
Section Times	1:51.30 [2] (0:14.84)	1:36.46 [13] (0:11.73)	1:24.73 [13] (0:11.75)	1:12.98 [13] (0:11.70)	1:01.28 [11] (0:11.95)	0:49.33 [10] (0:12.10)	0:37.23 [9] (0:12.34)	0:24.89 [9] (0:12.12)	0:12.77 [5] (0:12.77)
Average Speed [km/h]	48.9	61.8	61.4	61.7	61.3	60.9	60.2	59.3	56.8
Top Speed [km/h]	60.1	63.4	63.3	62.9	62.5	62.6	60.9	61.0	58.1
Avg. Dist. to Rail [m]	3.8	1.8	2.0	3.2	3.4	5.0	6.1	6.7	7.5
Avg. Stride Freq. [Hz]	2.1	2.3	2.3	2.3	2.3	2.2	2.2	2.3	2.2
Avg. Stride Length [m]	6.3	7.5	7.6	7.6	7.5	7.6	7.4	7.2	7.0



- [ ] Ranking at each section and finish
- .-.- No data available at this section
- NA No data available





Horse/Jockey Name	Brookhaven
Final Rank	3
Fastest Section Time (Section)	0:11.36 (1600m)
Top Speed [km/h] (Section)	65.5 (1600m)
Race State	Finished



### Eagle Farm QLD Professional

Race 10: MORETON HIRE OPEN Handicap - 1800m

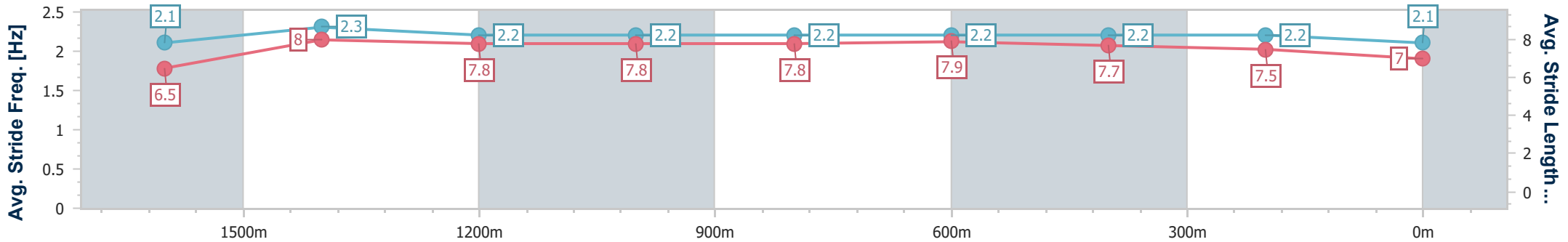
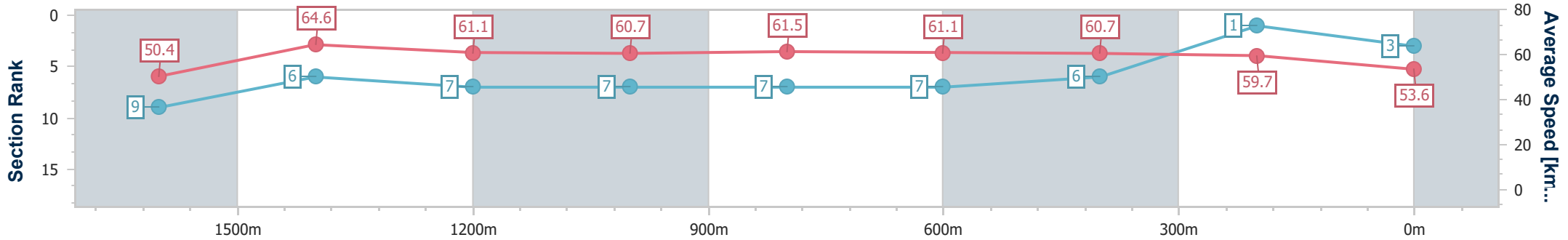
14 December 2024 - 17:48

Track Rating: Heavy 10, Weather: Showers, Rail Position: +2m Entire



BRISBANE RACING CLUB

Section	Overall	1600m	1400m	1200m	1000m	800m	600m	400m	200m
Section Times	1:51.78 [3] (0:14.64)	1:37.14 [9] (0:11.36)	1:25.78 [6] (0:11.76)	1:14.02 [7] (0:11.90)	1:02.12 [7] (0:12.06)	0:50.06 [7] (0:12.11)	0:37.95 [7] (0:12.38)	0:25.57 [6] (0:12.05)	0:13.52 [1] (0:13.52)
Average Speed [km/h]	50.4	64.6	61.1	60.7	61.5	61.1	60.7	59.7	53.6
Top Speed [km/h]	63.5	65.5	63.0	61.9	62.4	62.1	61.4	61.5	55.9
Avg. Dist. to Rail [m]	9.0	3.9	3.1	5.0	6.0	6.6	7.7	11.6	11.2
Avg. Stride Freq. [Hz]	2.1	2.3	2.2	2.2	2.2	2.2	2.2	2.2	2.1
Avg. Stride Length [m]	6.5	8.0	7.8	7.8	7.8	7.9	7.7	7.5	7.0



- [ ] Ranking at each section and finish
- .-.- No data available at this section
- NA No data available



Horse/Jockey Name	Linthorpe Lad
Final Rank	4
Fastest Section Time (Section)	0:11.64 (1600m)
Top Speed [km/h] (Section)	64.0 (1600m)
Race State	Finished



### Eagle Farm QLD Professional

Race 10: MORETON HIRE OPEN Handicap - 1800m

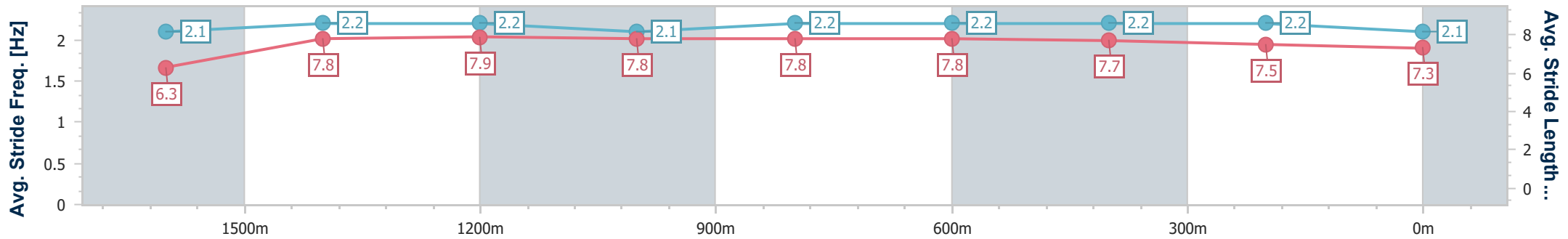
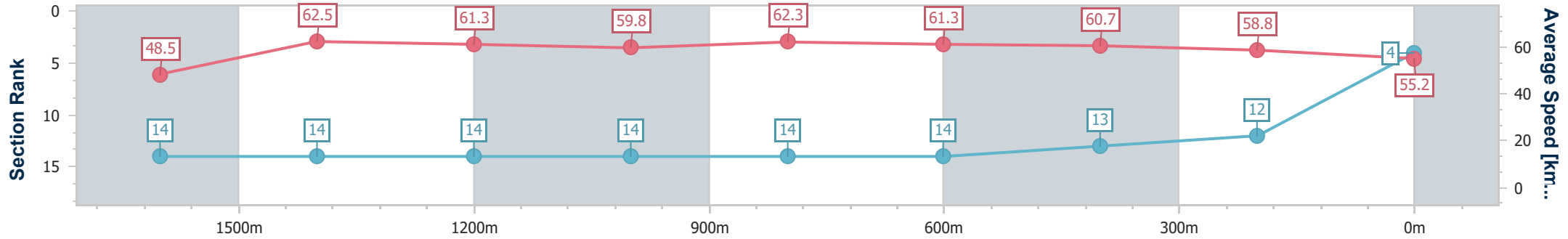
14 December 2024 - 17:48

Track Rating: Heavy 10, Weather: Showers, Rail Position: +2m Entire



BRISBANE RACING CLUB

Section	Overall	1600m	1400m	1200m	1000m	800m	600m	400m	200m
Section Times	1:52.02 [4] (0:15.02)	1:37.00 [14] (0:11.64)	1:25.36 [14] (0:11.77)	1:13.59 [14] (0:12.03)	1:01.56 [14] (0:11.83)	0:49.73 [14] (0:12.02)	0:37.71 [14] (0:12.37)	0:25.34 [13] (0:12.22)	0:13.12 [12] (0:13.12)
Average Speed [km/h]	48.5	62.5	61.3	59.8	62.3	61.3	60.7	58.8	55.2
Top Speed [km/h]	60.2	64.0	63.9	61.3	62.8	62.8	61.3	60.4	57.2
Avg. Dist. to Rail [m]	4.3	2.2	2.9	4.2	4.2	5.4	8.4	14.9	14.8
Avg. Stride Freq. [Hz]	2.1	2.2	2.2	2.1	2.2	2.2	2.2	2.2	2.1
Avg. Stride Length [m]	6.3	7.8	7.9	7.8	7.8	7.8	7.7	7.5	7.3



- [ ] Ranking at each section and finish
- .-.- No data available at this section
- NA No data available



Horse/Jockey Name	Red Wave
Final Rank	5
Fastest Section Time (Section)	0:11.64 (1600m)
Top Speed [km/h] (Section)	63.1 (1600m)
Race State	Finished



### Eagle Farm QLD Professional

Race 10: MORETON HIRE OPEN Handicap - 1800m

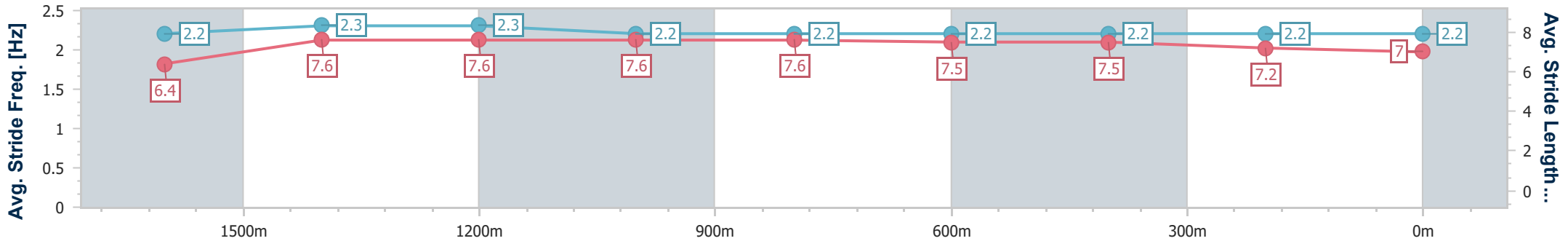
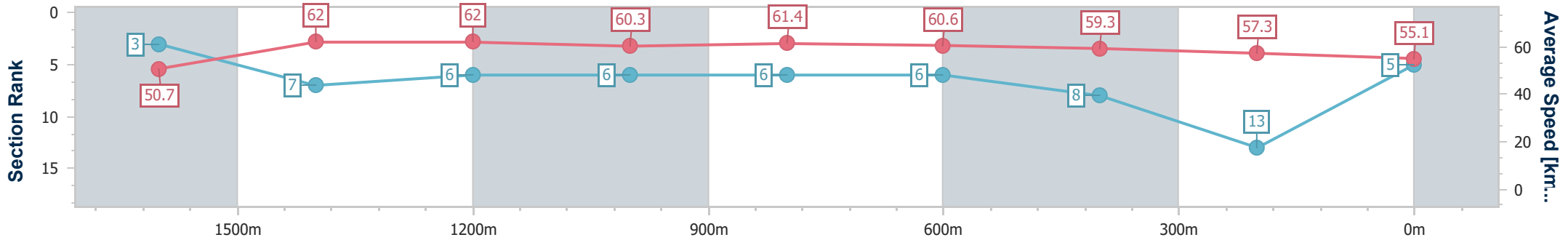
14 December 2024 - 17:48

Track Rating: Heavy 10, Weather: Showers, Rail Position: +2m Entire



BRISBANE RACING CLUB

Section	Overall	1600m	1400m	1200m	1000m	800m	600m	400m	200m
Section Times	1:52.07 [5] (0:14.37)	1:37.70 [3] (0:11.64)	1:26.06 [7] (0:11.66)	1:14.40 [6] (0:11.95)	1:02.45 [6] (0:12.01)	0:50.44 [6] (0:12.15)	0:38.29 [6] (0:12.58)	0:25.71 [8] (0:12.56)	0:13.15 [13] (0:13.15)
Average Speed [km/h]	50.7	62.0	62.0	60.3	61.4	60.6	59.3	57.3	55.1
Top Speed [km/h]	61.5	63.1	62.9	61.1	62.0	61.7	60.6	59.1	56.2
Avg. Dist. to Rail [m]	3.5	1.9	2.5	4.4	4.4	5.1	7.3	9.6	4.0
Avg. Stride Freq. [Hz]	2.2	2.3	2.3	2.2	2.2	2.2	2.2	2.2	2.2
Avg. Stride Length [m]	6.4	7.6	7.6	7.6	7.6	7.5	7.5	7.2	7.0



- [ ] Ranking at each section and finish
- .-.- No data available at this section
- NA No data available



Horse/Jockey Name	Rogue Bear
Final Rank	6
Fastest Section Time (Section)	0:11.65 (1600m)
Top Speed [km/h] (Section)	64.0 (1600m)
Race State	Finished



### Eagle Farm QLD Professional

Race 10: MORETON HIRE OPEN Handicap - 1800m

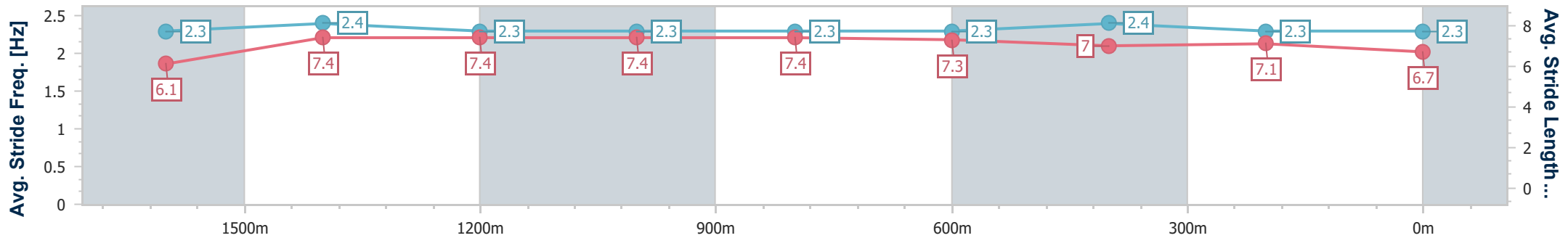
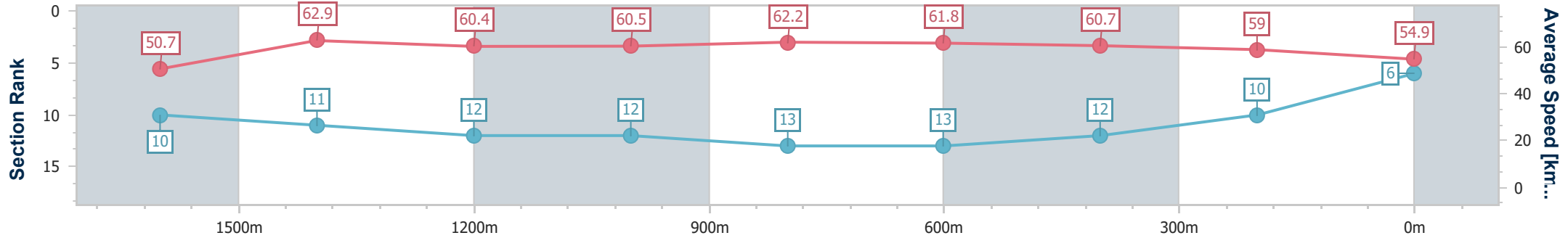
14 December 2024 - 17:48

Track Rating: Heavy 10, Weather: Showers, Rail Position: +2m Entire



BRISBANE RACING CLUB

Section	Overall	1600m	1400m	1200m	1000m	800m	600m	400m	200m
Section Times	1:52.11 [6] (0:14.65)	1:37.46 [10] (0:11.65)	1:25.81 [11] (0:11.98)	1:13.83 [12] (0:11.90)	1:01.93 [12] (0:11.99)	0:49.94 [13] (0:12.10)	0:37.84 [13] (0:12.41)	0:25.43 [12] (0:12.20)	0:13.23 [10] (0:13.23)
Average Speed [km/h]	50.7	62.9	60.4	60.5	62.2	61.8	60.7	59.0	54.9
Top Speed [km/h]	63.3	64.0	62.2	62.4	63.4	62.4	61.8	61.5	56.7
Avg. Dist. to Rail [m]	10.2	4.9	3.9	5.5	6.8	7.6	9.6	15.3	14.7
Avg. Stride Freq. [Hz]	2.3	2.4	2.3	2.3	2.3	2.3	2.4	2.3	2.3
Avg. Stride Length [m]	6.1	7.4	7.4	7.4	7.4	7.3	7.0	7.1	6.7



- [ ] Ranking at each section and finish
- .-.- No data available at this section
- NA No data available



Horse/Jockey Name	Logan Street Lion
Final Rank	7
Fastest Section Time (Section)	0:11.46 (1600m)
Top Speed [km/h] (Section)	63.6 (1600m)
Race State	Finished



Eagle Farm QLD Professional

Race 10: MORETON HIRE OPEN Handicap - 1800m

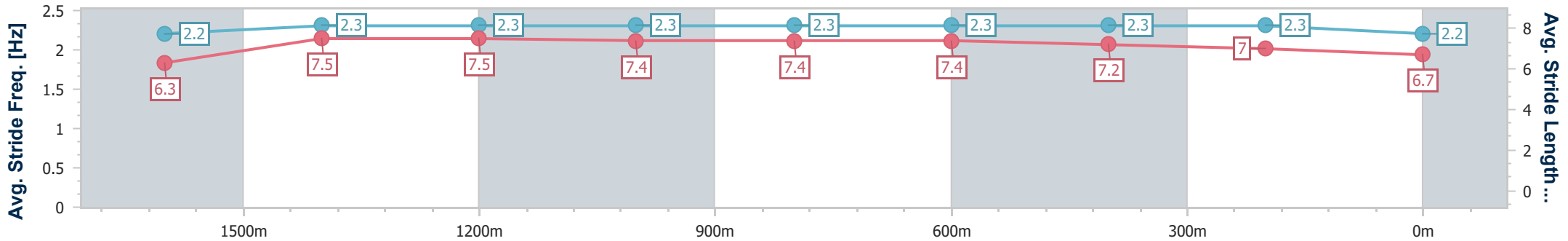
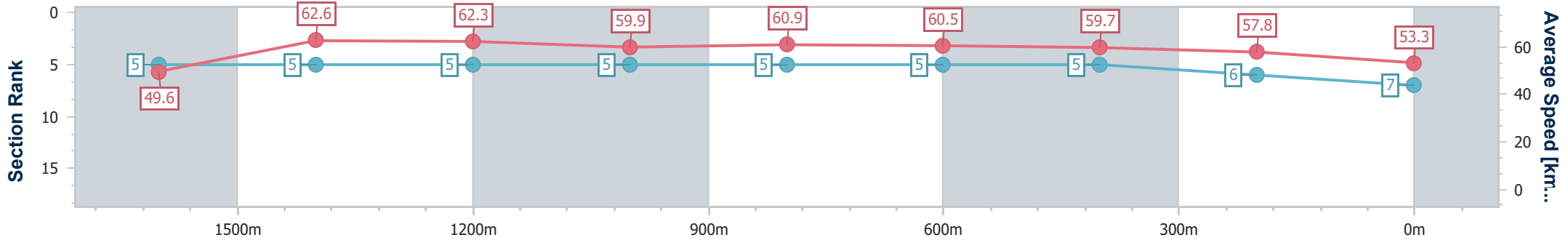
14 December 2024 - 17:48

Track Rating: Heavy 10, Weather: Showers, Rail Position: +2m Entire



BRISBANE RACING CLUB

Section	Overall	1600m	1400m	1200m	1000m	800m	600m	400m	200m
Section Times	1:52.17 [7] (0:14.50)	1:37.67 [5] (0:11.46)	1:26.21 [5] (0:11.60)	1:14.61 [5] (0:12.04)	1:02.57 [5] (0:12.00)	0:50.57 [5] (0:12.12)	0:38.45 [5] (0:12.43)	0:26.02 [5] (0:12.44)	0:13.58 [6] (0:13.58)
Average Speed [km/h]	49.6	62.6	62.3	59.9	60.9	60.5	59.7	57.8	53.3
Top Speed [km/h]	62.4	63.6	63.3	61.0	62.1	62.2	60.4	59.8	55.3
Avg. Dist. to Rail [m]	1.7	0.7	0.2	1.9	3.1	4.4	6.0	8.5	8.0
Avg. Stride Freq. [Hz]	2.2	2.3	2.3	2.3	2.3	2.3	2.3	2.3	2.2
Avg. Stride Length [m]	6.3	7.5	7.5	7.4	7.4	7.4	7.2	7.0	6.7



- [ ] Ranking at each section and finish
- .-.- No data available at this section
- NA No data available



Horse/Jockey Name	Zoumon
Final Rank	8
Fastest Section Time (Section)	0:11.49 (1600m)
Top Speed [km/h] (Section)	64.2 (1400m)
Race State	Finished



Eagle Farm QLD Professional

Race 10: MORETON HIRE OPEN Handicap - 1800m

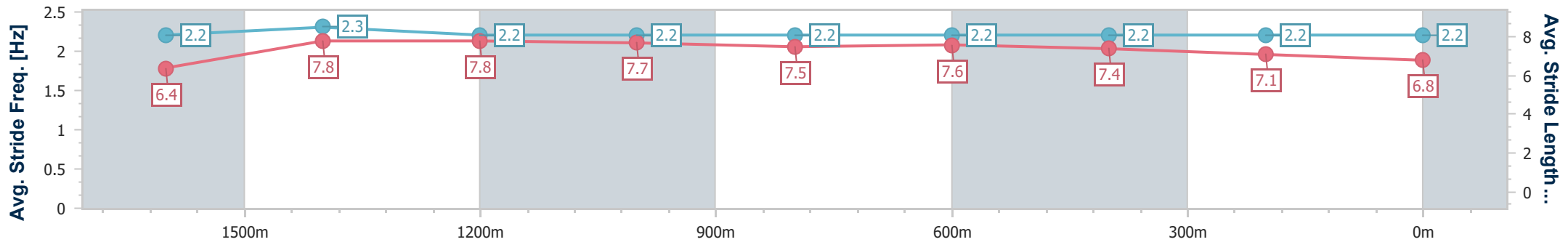
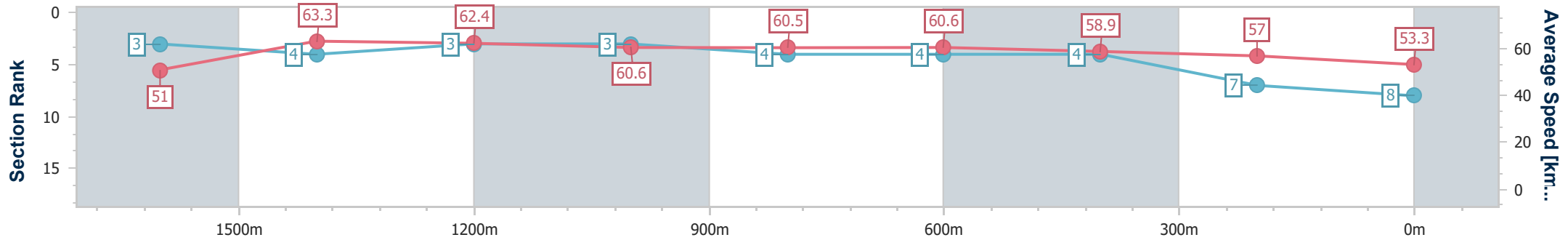
14 December 2024 - 17:48

Track Rating: Heavy 10, Weather: Showers, Rail Position: +2m Entire



BRISBANE RACING CLUB

Section	Overall	1600m	1400m	1200m	1000m	800m	600m	400m	200m
Section Times	1:52.27 [8] (0:14.37)	1:37.90 [3] (0:11.49)	1:26.41 [4] (0:11.56)	1:14.85 [3] (0:11.90)	1:02.95 [3] (0:12.09)	0:50.86 [4] (0:12.13)	0:38.73 [4] (0:12.55)	0:26.18 [4] (0:12.61)	0:13.57 [7] (0:13.57)
Average Speed [km/h]	51.0	63.3	62.4	60.6	60.5	60.6	58.9	57.0	53.3
Top Speed [km/h]	62.7	63.9	64.2	61.4	61.6	61.6	59.6	58.3	54.4
Avg. Dist. to Rail [m]	6.5	2.5	2.6	3.5	3.9	4.1	5.2	8.2	7.5
Avg. Stride Freq. [Hz]	2.2	2.3	2.2	2.2	2.2	2.2	2.2	2.2	2.2
Avg. Stride Length [m]	6.4	7.8	7.8	7.7	7.5	7.6	7.4	7.1	6.8



- [ ] Ranking at each section and finish
- .-.- No data available at this section
- NA No data available



Horse/Jockey Name	Twigman
Final Rank	9
Fastest Section Time (Section)	0:11.68 (1600m)
Top Speed [km/h] (Section)	63.3 (1600m)
Race State	Finished



### Eagle Farm QLD Professional

Race 10: MORETON HIRE OPEN Handicap - 1800m

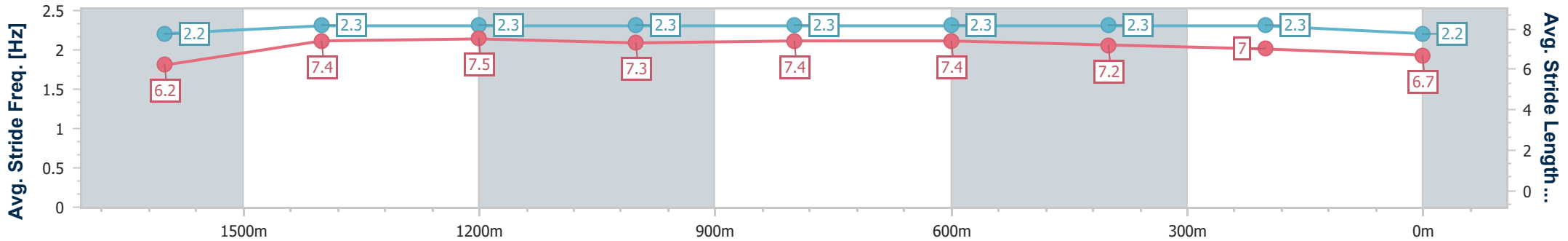
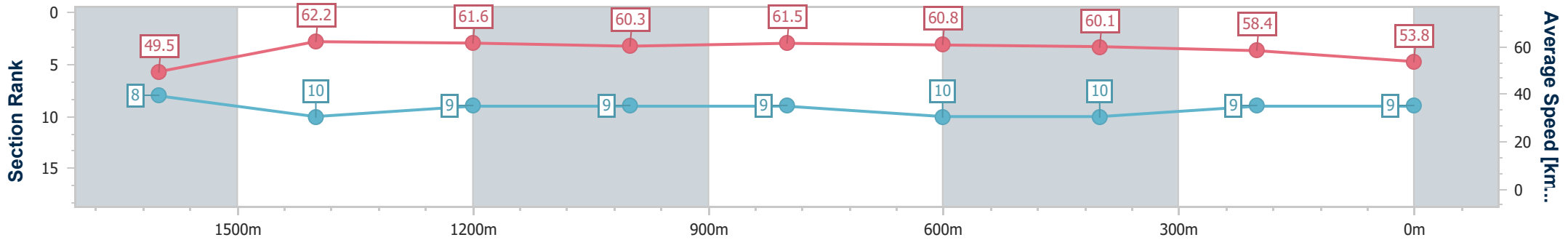
14 December 2024 - 17:48

Track Rating: Heavy 10, Weather: Showers, Rail Position: +2m Entire



BRISBANE RACING CLUB

Section	Overall	1600m	1400m	1200m	1000m	800m	600m	400m	200m
Section Times	1:52.32 [9] (0:14.61)	1:37.71 [8] (0:11.68)	1:26.03 [10] (0:11.74)	1:14.29 [9] (0:11.94)	1:02.35 [9] (0:11.99)	0:50.36 [9] (0:12.17)	0:38.19 [10] (0:12.37)	0:25.82 [10] (0:12.36)	0:13.46 [9] (0:13.46)
Average Speed [km/h]	49.5	62.2	61.6	60.3	61.5	60.8	60.1	58.4	53.8
Top Speed [km/h]	61.0	63.3	63.1	61.9	63.0	62.6	61.4	60.3	56.2
Avg. Dist. to Rail [m]	2.3	2.3	3.2	5.3	5.1	5.3	6.8	12.0	11.0
Avg. Stride Freq. [Hz]	2.2	2.3	2.3	2.3	2.3	2.3	2.3	2.3	2.2
Avg. Stride Length [m]	6.2	7.4	7.5	7.3	7.4	7.4	7.2	7.0	6.7



- [ ] Ranking at each section and finish
- .-.- No data available at this section
- NA No data available



Horse/Jockey Name	Felix The Scat
Final Rank	10
Fastest Section Time (Section)	0:11.54 (1600m)
Top Speed [km/h] (Section)	64.3 (1600m)
Race State	Finished



### Eagle Farm QLD Professional

Race 10: MORETON HIRE OPEN Handicap - 1800m

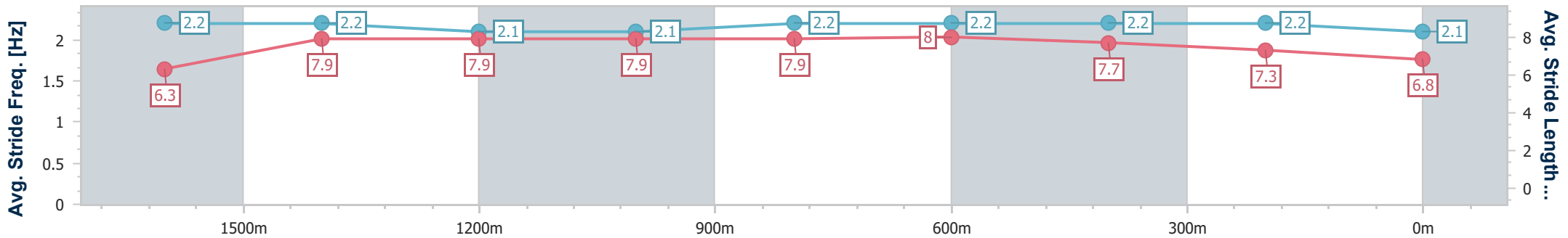
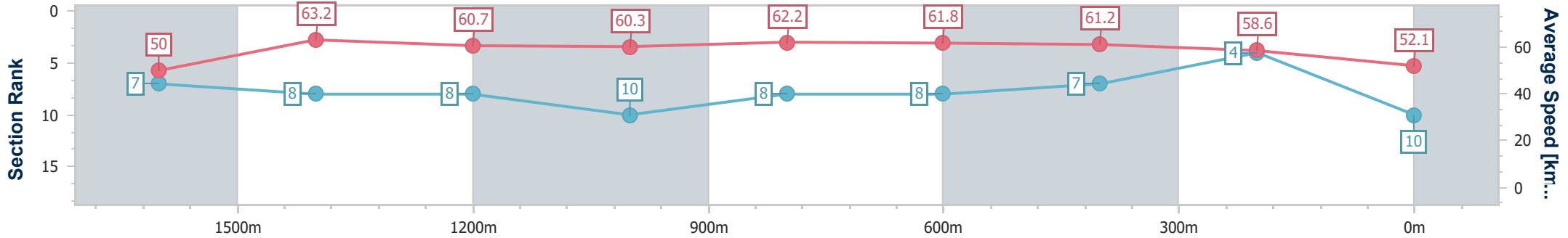
14 December 2024 - 17:48

Track Rating: Heavy 10, Weather: Showers, Rail Position: +2m Entire



BRISBANE RACING CLUB

Section	Overall	1600m	1400m	1200m	1000m	800m	600m	400m	200m
Section Times	1:52.38 [10] (0:14.59)	1:37.79 [7] (0:11.54)	1:26.25 [8] (0:11.89)	1:14.36 [8] (0:12.00)	1:02.36 [10] (0:11.89)	0:50.47 [8] (0:12.07)	0:38.40 [8] (0:12.26)	0:26.14 [7] (0:12.29)	0:13.85 [4] (0:13.85)
Average Speed [km/h]	50.0	63.2	60.7	60.3	62.2	61.8	61.2	58.6	52.1
Top Speed [km/h]	62.0	64.3	62.2	61.9	63.6	62.7	61.8	61.8	55.5
Avg. Dist. to Rail [m]	5.2	3.5	4.0	5.6	6.0	7.3	8.6	12.7	12.3
Avg. Stride Freq. [Hz]	2.2	2.2	2.1	2.1	2.2	2.2	2.2	2.2	2.1
Avg. Stride Length [m]	6.3	7.9	7.9	7.9	7.9	8.0	7.7	7.3	6.8



- [ ] Ranking at each section and finish
- .-.- No data available at this section
- NA No data available





Horse/Jockey Name	Exotique Miss
Final Rank	11
Fastest Section Time (Section)	0:11.33 (1600m)
Top Speed [km/h] (Section)	64.7 (1600m)
Race State	Finished



Eagle Farm QLD Professional

Race 10: MORETON HIRE OPEN Handicap - 1800m

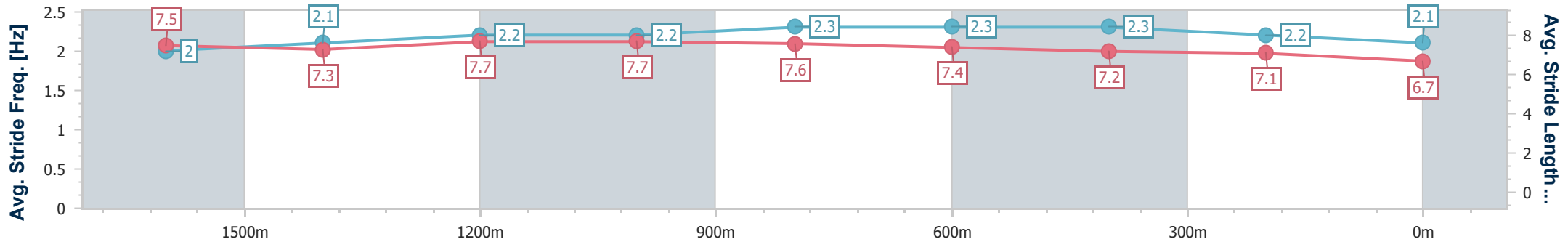
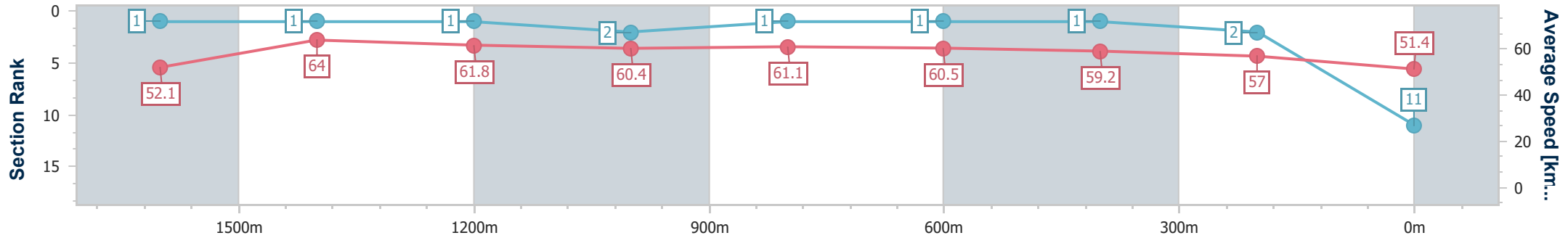
14 December 2024 - 17:48

Track Rating: Heavy 10, Weather: Showers, Rail Position: +2m Entire



BRISBANE RACING CLUB

Section	Overall	1600m	1400m	1200m	1000m	800m	600m	400m	200m
Section Times	1:52.51 [11] (0:14.16)	1:38.35 [1] (0:11.33)	1:27.02 [1] (0:11.65)	1:15.37 [1] (0:11.98)	1:03.39 [2] (0:12.04)	0:51.35 [1] (0:12.14)	0:39.21 [1] (0:12.50)	0:26.71 [1] (0:12.67)	0:14.04 [2] (0:14.04)
Average Speed [km/h]	52.1	64.0	61.8	60.4	61.1	60.5	59.2	57.0	51.4
Top Speed [km/h]	64.0	64.7	63.8	61.7	61.8	61.9	60.2	59.4	54.0
Avg. Dist. to Rail [m]	8.4	2.7	2.3	3.3	4.4	4.8	5.5	8.7	8.9
Avg. Stride Freq. [Hz]	2.0	2.1	2.2	2.2	2.3	2.3	2.3	2.2	2.1
Avg. Stride Length [m]	7.5	7.3	7.7	7.7	7.6	7.4	7.2	7.1	6.7



- [ ] Ranking at each section and finish
- .-.- No data available at this section
- NA No data available



Horse/Jockey Name	Stuck With You
Final Rank	12
Fastest Section Time (Section)	0:11.35 (1600m)
Top Speed [km/h] (Section)	66.4 (1600m)
Race State	Finished



### Eagle Farm QLD Professional

Race 10: MORETON HIRE OPEN Handicap - 1800m

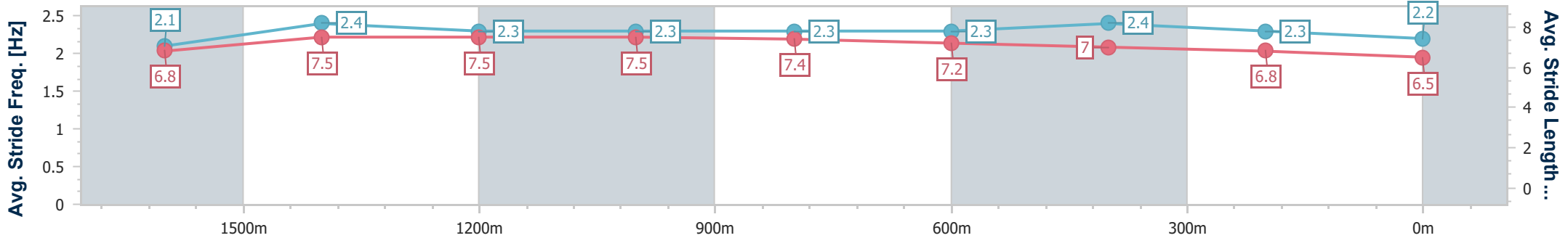
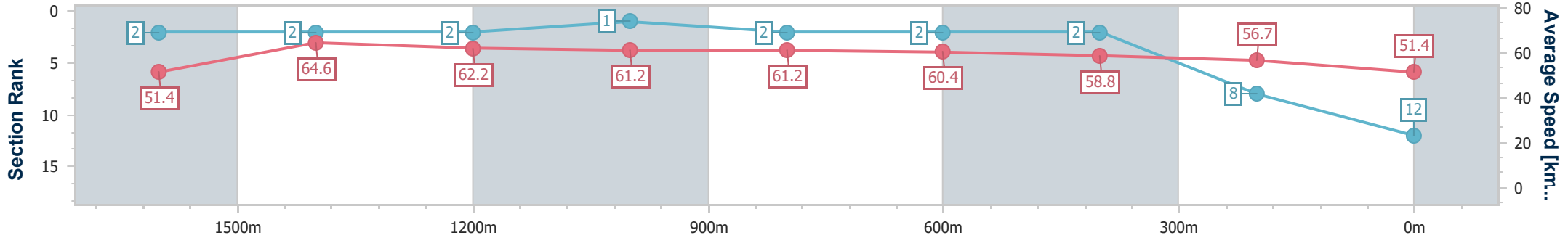
14 December 2024 - 17:48

Track Rating: Heavy 10, Weather: Showers, Rail Position: +2m Entire



BRISBANE RACING CLUB

Section	Overall	1600m	1400m	1200m	1000m	800m	600m	400m	200m
Section Times	1:52.85 [12] (0:14.32)	1:38.53 [2] (0:11.35)	1:27.18 [2] (0:11.62)	1:15.56 [2] (0:11.82)	1:03.74 [1] (0:12.11)	0:51.63 [2] (0:12.29)	0:39.34 [2] (0:12.54)	0:26.80 [2] (0:12.72)	0:14.08 [8] (0:14.08)
Average Speed [km/h]	51.4	64.6	62.2	61.2	61.2	60.4	58.8	56.7	51.4
Top Speed [km/h]	65.3	66.4	63.6	62.1	62.4	62.0	60.2	58.5	54.3
Avg. Dist. to Rail [m]	7.8	4.7	5.0	5.8	6.2	6.0	5.5	9.6	10.5
Avg. Stride Freq. [Hz]	2.1	2.4	2.3	2.3	2.3	2.3	2.4	2.3	2.2
Avg. Stride Length [m]	6.8	7.5	7.5	7.5	7.4	7.2	7.0	6.8	6.5



- [ ] Ranking at each section and finish
- .-.- No data available at this section
- NA No data available



Horse/Jockey Name	Wapiti
Final Rank	13
Fastest Section Time (Section)	0:11.28 (1600m)
Top Speed [km/h] (Section)	66.9 (1600m)
Race State	Finished



### Eagle Farm QLD Professional

Race 10: MORETON HIRE OPEN Handicap - 1800m

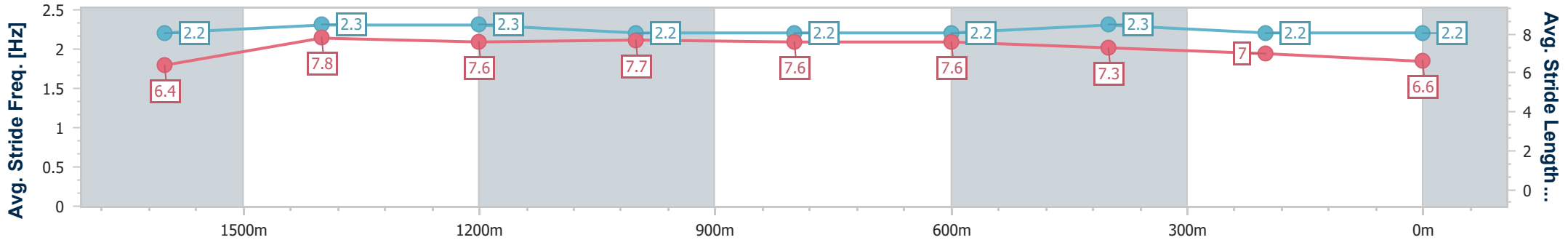
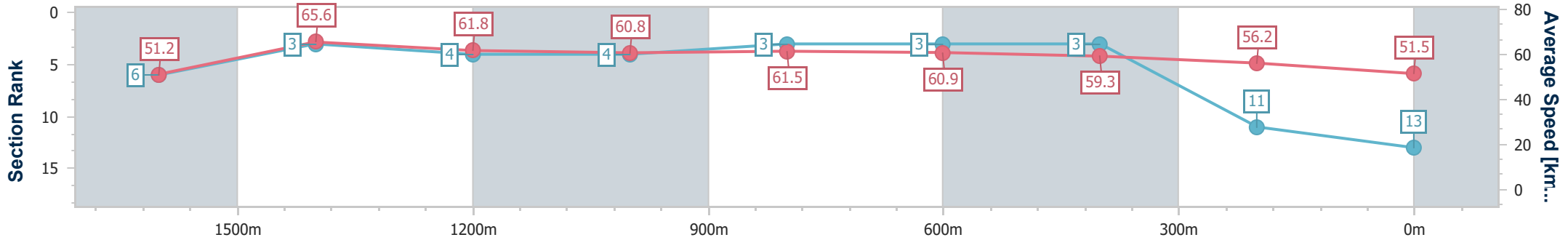
14 December 2024 - 17:48

Track Rating: Heavy 10, Weather: Showers, Rail Position: +2m Entire



BRISBANE RACING CLUB

Section	Overall	1600m	1400m	1200m	1000m	800m	600m	400m	200m
Section Times	1:52.89 [13] (0:14.57)	1:38.32 [6] (0:11.28)	1:27.04 [3] (0:11.66)	1:15.38 [4] (0:11.86)	1:03.52 [4] (0:12.02)	0:51.50 [3] (0:12.14)	0:39.36 [3] (0:12.55)	0:26.81 [3] (0:12.81)	0:14.00 [11] (0:14.00)
Average Speed [km/h]	51.2	65.6	61.8	60.8	61.5	60.9	59.3	56.2	51.5
Top Speed [km/h]	65.2	66.9	63.7	61.4	62.3	62.3	60.2	58.1	53.8
Avg. Dist. to Rail [m]	11.6	6.4	4.6	5.0	5.0	5.4	6.9	11.4	12.0
Avg. Stride Freq. [Hz]	2.2	2.3	2.3	2.2	2.2	2.2	2.3	2.2	2.2
Avg. Stride Length [m]	6.4	7.8	7.6	7.7	7.6	7.6	7.3	7.0	6.6



- [ ] Ranking at each section and finish
- .-.-.- No data available at this section
- NA No data available



Horse/Jockey Name	Echo Point
Final Rank	14
Fastest Section Time (Section)	0:11.51 (1600m)
Top Speed [km/h] (Section)	63.4 (1600m)
Race State	Finished



### Eagle Farm QLD Professional

Race 10: MORETON HIRE OPEN Handicap - 1800m

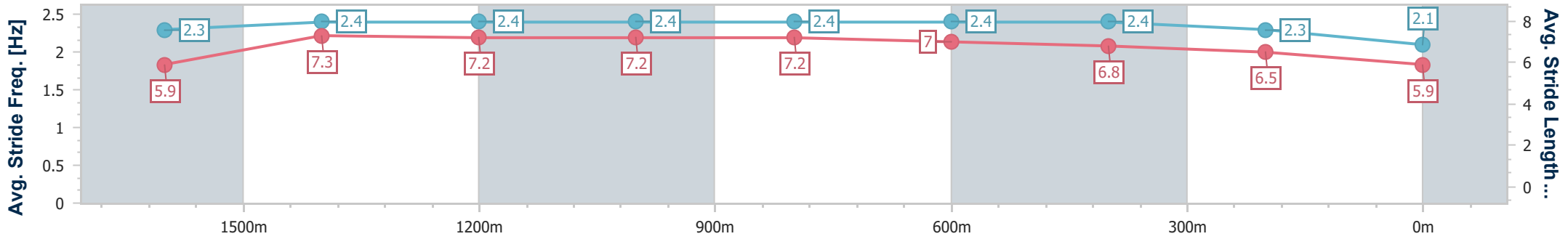
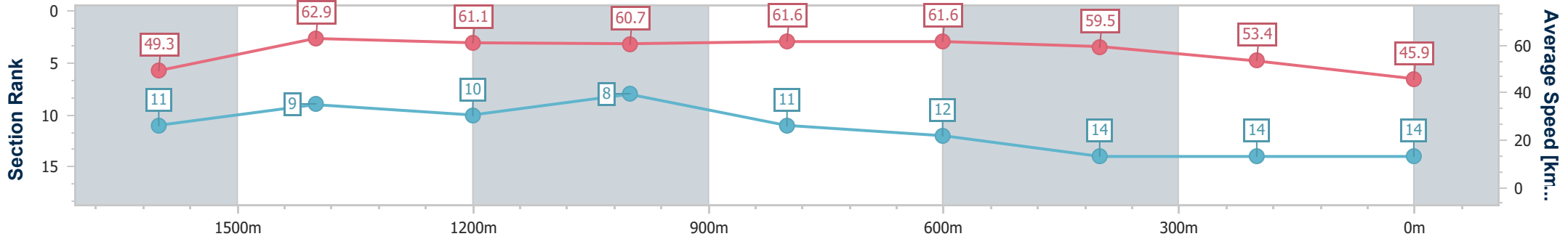
14 December 2024 - 17:48

Track Rating: Heavy 10, Weather: Showers, Rail Position: +2m Entire



BRISBANE RACING CLUB

Section	Overall	1600m	1400m	1200m	1000m	800m	600m	400m	200m
Section Times	1:56.23 [14] (0:14.75)	1:41.48 [11] (0:11.51)	1:29.97 [9] (0:11.81)	1:18.16 [10] (0:11.88)	1:06.28 [8] (0:12.10)	0:54.18 [11] (0:12.18)	0:42.00 [12] (0:12.79)	0:29.21 [14] (0:13.44)	0:15.77 [14] (0:15.77)
Average Speed [km/h]	49.3	62.9	61.1	60.7	61.6	61.6	59.5	53.4	45.9
Top Speed [km/h]	62.5	63.4	62.6	62.8	62.5	62.4	61.1	57.3	48.7
Avg. Dist. to Rail [m]	5.2	1.6	3.8	5.5	6.9	8.9	11.1	15.4	11.9
Avg. Stride Freq. [Hz]	2.3	2.4	2.4	2.4	2.4	2.4	2.4	2.3	2.1
Avg. Stride Length [m]	5.9	7.3	7.2	7.2	7.2	7.0	6.8	6.5	5.9



- [ ] Ranking at each section and finish
- .-.- No data available at this section
- NA No data available