



Townsville QLD Professional

Race 8: NQ AESTHETICS RATINGS BAND 0 - 55 Handicap - 1000m

13 December 2024 - 15:29



Track Rating: Soft 5, Weather: Overcast, Rail Position: True

Section										Last 600m			
Field Times		Overall	800m	600m	400m	200m							
		0:56.53 (0:12.75)	0:43.78 (0:10.10)	0:33.68 (0:10.76)	0:22.92 (0:11.43)	0:11.49 (0:11.49)						0:33.68	
Rank	TAB	Horse/Jockey	Barrier	Top Speed [km/h]	Fastest Section	Overall	800m	600m	400m	200m	Margin	Last 600m	Distance Travelled [m]
1	9	FLYING ARTIST Ryan Wiggins	11	72.4 600m	0:10.25 800m	0:56.53 [1] (0:13.61)	0:42.92 [10] (0:10.25)	0:32.67 [10] (0:10.53)	0:22.14 [9] (0:10.89)	0:11.25 [7] (0:11.25)	0:56.53	0:32.67	
2	3	NO LOVE LOST Adam Sewell	12	71.2 800m	0:10.21 800m	0:56.54 [2] (0:13.22)	0:43.32 [6] (0:10.21)	0:33.11 [6] (0:10.56)	0:22.55 [6] (0:11.05)	0:11.50 [1] (0:11.50)	0.05L	0:33.11	-5
3	4	CATALINA DREAMING Jackson Murphy	10	72.5 Overall	0:10.16 800m	0:56.66 [3] (0:12.89)	0:43.77 [2] (0:10.16)	0:33.61 [3] (0:10.84)	0:22.77 [4] (0:11.22)	0:11.55 [5] (0:11.55)	0.75L	0:33.61	+0
4	13	MR KOBO Tyler Leslight	2	72.1 Overall	0:10.14 800m	0:56.67 [4] (0:13.05)	0:43.62 [4] (0:10.14)	0:33.48 [5] (0:10.74)	0:22.74 [5] (0:11.16)	0:11.58 [4] (0:11.58)	0.8L	0:33.48	-5
5	1	TARGETED Chelsea Jokic	3	70.3 600m	0:10.40 600m	0:56.78 [5] (0:13.79)	0:42.99 [12] (0:10.49)	0:32.50 [12] (0:10.40)	0:22.10 [11] (0:10.78)	0:11.32 [9] (0:11.32)	1.45L	0:32.50	-8
6	12	LUCKY ROLLA Adrian Layt	13	70.0 600m	0:10.44 600m	0:56.95 [6] (0:13.93)	0:43.02 [13] (0:10.53)	0:32.49 [13] (0:10.44)	0:22.05 [13] (0:10.76)	0:11.29 [11] (0:11.29)	2.45L	0:32.49	-5
7	5	LET'S RIDE Isabella Teh	7	71.2 800m	0:10.27 800m	0:57.03 [7] (0:13.31)	0:43.72 [7] (0:10.27)	0:33.45 [7] (0:10.73)	0:22.72 [8] (0:11.27)	0:11.45 [10] (0:11.45)	2.89L	0:33.45	+1
8	7	WHITTLESFORD Tasha Chambers	6	72.4 Overall	0:10.09 800m	0:57.04 [8] (0:12.93)	0:44.11 [3] (0:10.09)	0:34.02 [2] (0:10.69)	0:23.33 [2] (0:11.36)	0:11.97 [3] (0:11.97)	3L	0:34.02	-5
9	11	GROVERS PREDICTION Pietro Romeo	1	72.0 Overall	0:09.94 800m	0:57.11 [9] (0:13.14)	0:43.97 [5] (0:09.94)	0:34.03 [4] (0:10.69)	0:23.34 [3] (0:11.27)	0:12.07 [2] (0:12.07)	3.37L	0:34.03	-11
10	10	PUSS BOOTS Raul Silvera Olivera	4	71.1 600m	0:10.21 800m	0:57.15 [10] (0:13.37)	0:43.78 [8] (0:10.21)	0:33.57 [8] (0:10.56)	0:23.01 [7] (0:11.16)	0:11.85 [8] (0:11.85)	3.64L	0:33.57	-3

[] Ranking at each section and finish
 -:-:- No data available at this section
 NA No data available

SCN Saddle cloth number
 DNF Did not finish
 DNT Did not track



Townsville QLD Professional

Race 8: NQ AESTHETICS RATINGS BAND 0 - 55 Handicap - 1000m

13 December 2024 - 15:29



Track Rating: Soft 5, Weather: Overcast, Rail Position: True

Section		Overall	800m	600m	400m	200m	Last 600m					
Field Times		0:56.53 (0:12.75)	0:43.78 (0:10.10)	0:33.68 (0:10.76)	0:22.92 (0:11.43)	0:11.49 (0:11.49)	0:33.68					
Rank	TAB Horse/Jockey	Barrier	Top Speed [km/h]	Fastest Section	Margin					Distance Travelled [m]		
11	6 REMEMBER ROY Graham Kliese	5	72.0 Overall	0:10.10 800m	0:57.68 [11] (0:12.75)	0:44.93 [1] (0:10.10)	0:34.83 [1] (0:10.76)	0:24.07 [1] (0:11.50)	0:12.57 [6] (0:12.57)	6.77L	0:34.83	-8
12	8 LOOK AT ROSA Nathan Thomas	9	69.7 800m	0:10.47 800m	0:57.81 [12] (0:13.69)	0:44.12 [11] (0:10.47)	0:33.65 [11] (0:10.71)	0:22.94 [12] (0:11.01)	0:11.93 [13] (0:11.93)	7.51L	0:33.65	-1
13	2 HUNT THE HUNTER Scott Sheargold	8	70.2 600m	0:10.44 800m	0:57.86 [13] (0:13.42)	0:44.44 [9] (0:10.44)	0:34.00 [9] (0:10.75)	0:23.25 [10] (0:11.18)	0:12.07 [12] (0:12.07)	7.78L	0:34.00	-6

[] Ranking at each section and finish
 -:-:-:- No data available at this section
 NA No data available

SCN Saddle cloth number
 DNF Did not finish
 DNT Did not track



Horse/Jockey Name	Flying Artist
Final Rank	1
Fastest Section Time (Section)	0:10.25 (800m)
Top Speed [km/h] (Section)	72.4 (600m)
Race State	Finished



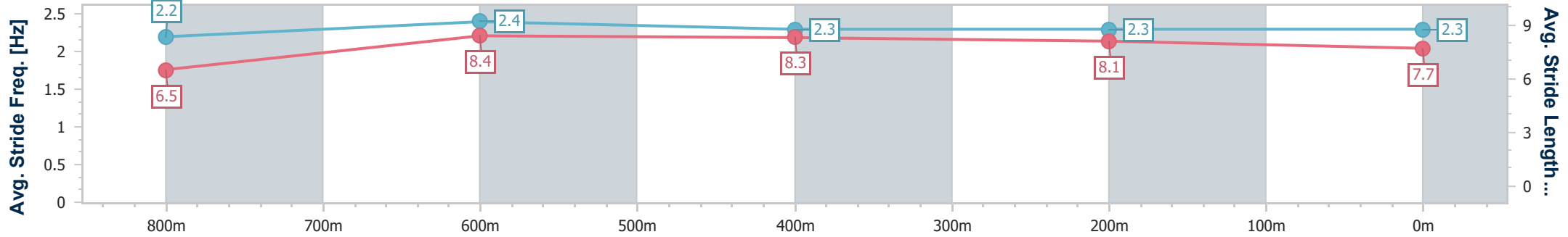
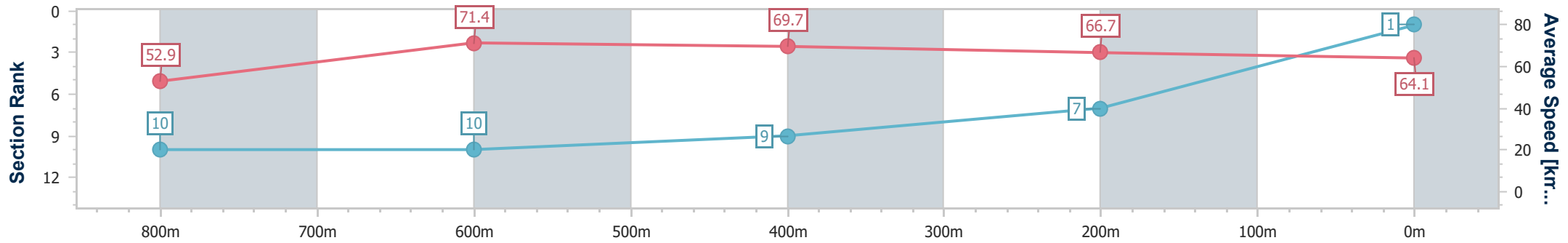
Townsville QLD Professional
Race 8: NQ AESTHETICS RATINGS BAND 0 - 55 Handicap - 1000m

13 December 2024 - 15:29

Track Rating: Soft 5, Weather: Overcast, Rail Position: True



Section	Overall	800m	600m	400m	200m
Section Times	0:56.53 [1] (0:13.61)	0:42.92 [10] (0:10.25)	0:32.67 [10] (0:10.53)	0:22.14 [9] (0:10.89)	0:11.25 [7] (0:11.25)
Average Speed [km/h]	52.9	71.4	69.7	66.7	64.1
Top Speed [km/h]	70.7	72.4	72.4	69.2	66.6
Avg. Dist. to Rail [m]	10.6	4.3	4.2	6.1	7.3
Avg. Stride Freq. [Hz]	2.2	2.4	2.3	2.3	2.3
Avg. Stride Length [m]	6.5	8.4	8.3	8.1	7.7



- [] Ranking at each section and finish
- .-.- No data available at this section
- NA No data available



Horse/Jockey Name	No Love Lost
Final Rank	2
Fastest Section Time (Section)	0:10.21 (800m)
Top Speed [km/h] (Section)	71.2 (800m)
Race State	Finished



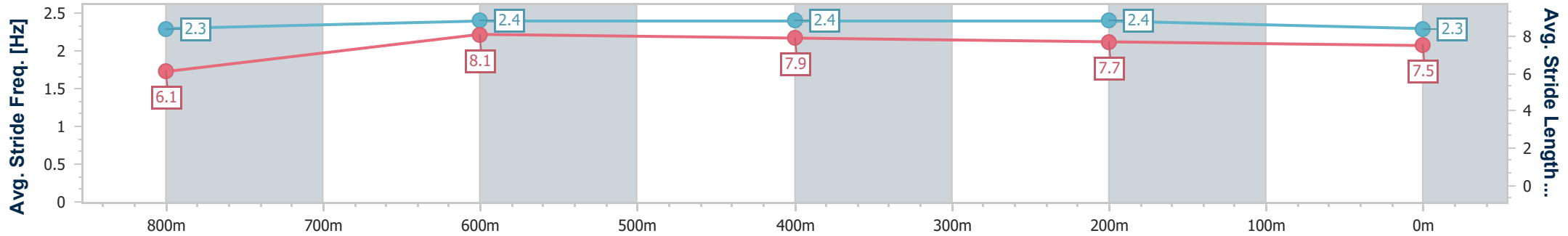
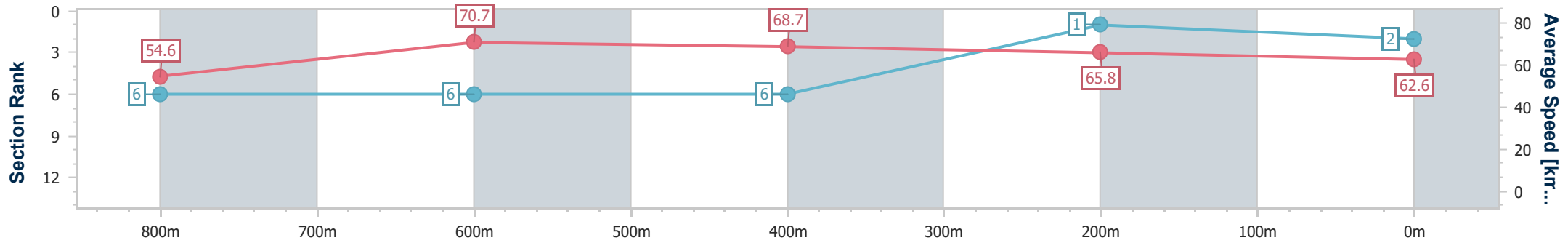
Townsville QLD Professional
Race 8: NQ AESTHETICS RATINGS BAND 0 - 55 Handicap - 1000m

13 December 2024 - 15:29

Track Rating: Soft 5, Weather: Overcast, Rail Position: True



Section	Overall	800m	600m	400m	200m
Section Times	0:56.54 [2] (0:13.22)	0:43.32 [6] (0:10.21)	0:33.11 [6] (0:10.56)	0:22.55 [6] (0:11.05)	0:11.50 [1] (0:11.50)
Average Speed [km/h]	54.6	70.7	68.7	65.8	62.6
Top Speed [km/h]	70.5	71.2	70.5	66.4	65.4
Avg. Dist. to Rail [m]	10.4	1.3	1.7	5.9	6.1
Avg. Stride Freq. [Hz]	2.3	2.4	2.4	2.4	2.3
Avg. Stride Length [m]	6.1	8.1	7.9	7.7	7.5



- [] Ranking at each section and finish
- .-.- No data available at this section
- NA No data available



Horse/Jockey Name	Catalina Dreaming
Final Rank	3
Fastest Section Time (Section)	0:10.16 (800m)
Top Speed [km/h] (Section)	72.5 (Overall)
Race State	Finished



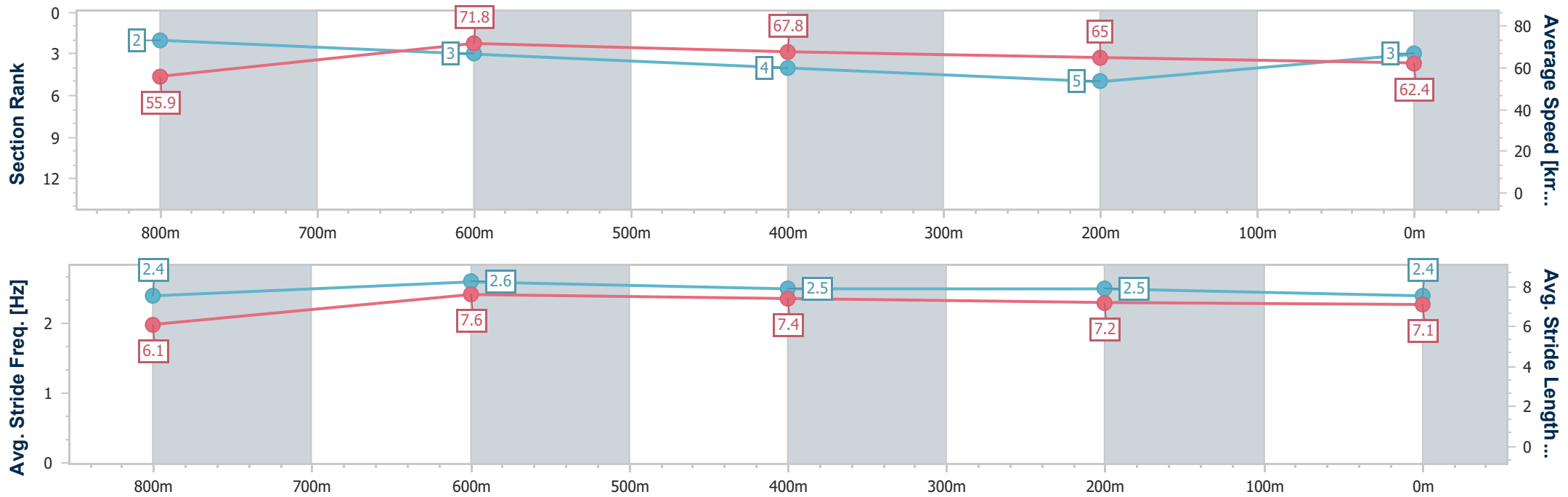
Townsville QLD Professional
Race 8: NQ AESTHETICS RATINGS BAND 0 - 55 Handicap - 1000m

13 December 2024 - 15:29

Track Rating: Soft 5, Weather: Overcast, Rail Position: True



Section	Overall	800m	600m	400m	200m
Section Times	0:56.66 [3] (0:12.89)	0:43.77 [2] (0:10.16)	0:33.61 [3] (0:10.84)	0:22.77 [4] (0:11.22)	0:11.55 [5] (0:11.55)
Average Speed [km/h]	55.9	71.8	67.8	65.0	62.4
Top Speed [km/h]	72.5	72.0	69.6	66.1	64.5
Avg. Dist. to Rail [m]	9.8	3.2	4.4	8.2	7.8
Avg. Stride Freq. [Hz]	2.4	2.6	2.5	2.5	2.4
Avg. Stride Length [m]	6.1	7.6	7.4	7.2	7.1



- [] Ranking at each section and finish
- .-.- No data available at this section
- NA No data available



Horse/Jockey Name	Mr Kobo
Final Rank	4
Fastest Section Time (Section)	0:10.14 (800m)
Top Speed [km/h] (Section)	72.1 (Overall)
Race State	Finished



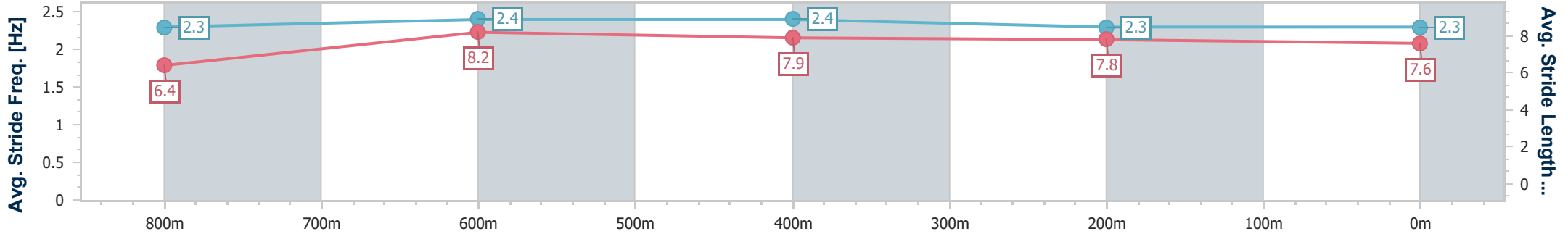
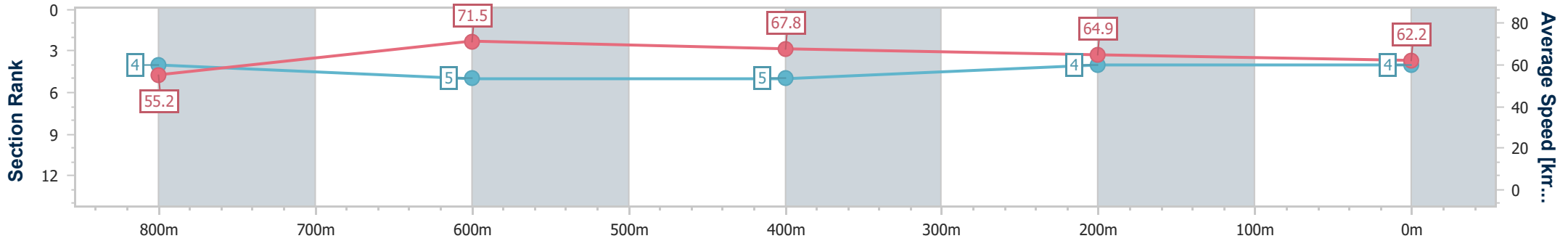
Townsville QLD Professional
Race 8: NQ AESTHETICS RATINGS BAND 0 - 55 Handicap - 1000m



13 December 2024 - 15:29

Track Rating: Soft 5, Weather: Overcast, Rail Position: True

Section	Overall	800m	600m	400m	200m
Section Times	0:56.67 [4] (0:13.05)	0:43.62 [4] (0:10.14)	0:33.48 [5] (0:10.74)	0:22.74 [5] (0:11.16)	0:11.58 [4] (0:11.58)
Average Speed [km/h]	55.2	71.5	67.8	64.9	62.2
Top Speed [km/h]	72.1	72.0	70.5	65.7	64.3
Avg. Dist. to Rail [m]	4.0	1.8	2.5	4.0	3.3
Avg. Stride Freq. [Hz]	2.3	2.4	2.4	2.3	2.3
Avg. Stride Length [m]	6.4	8.2	7.9	7.8	7.6



- [] Ranking at each section and finish
- .-.- No data available at this section
- NA No data available



Horse/Jockey Name	Targeted
Final Rank	5
Fastest Section Time (Section)	0:10.40 (600m)
Top Speed [km/h] (Section)	70.3 (600m)
Race State	Finished



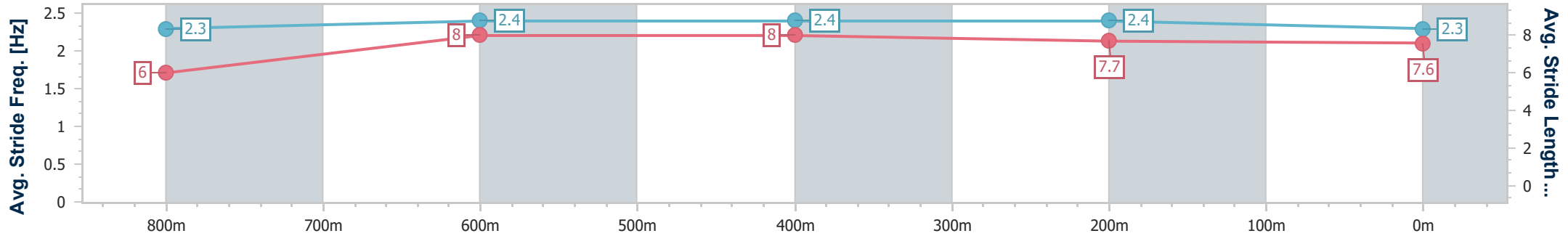
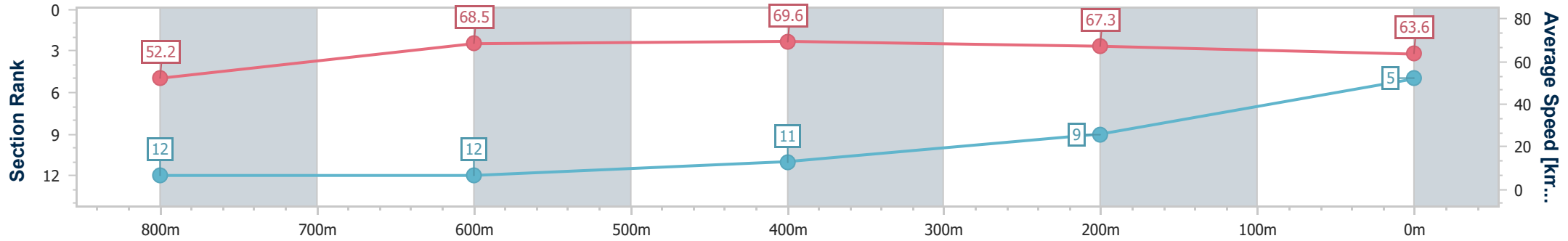
Townsville QLD Professional
Race 8: NQ AESTHETICS RATINGS BAND 0 - 55 Handicap - 1000m



13 December 2024 - 15:29

Track Rating: Soft 5, Weather: Overcast, Rail Position: True

Section	Overall	800m	600m	400m	200m
Section Times	0:56.78 [5] (0:13.79)	0:42.99 [12] (0:10.49)	0:32.50 [12] (0:10.40)	0:22.10 [11] (0:10.78)	0:11.32 [9] (0:11.32)
Average Speed [km/h]	52.2	68.5	69.6	67.3	63.6
Top Speed [km/h]	68.0	69.5	70.3	69.1	66.1
Avg. Dist. to Rail [m]	3.5	0.4	1.0	6.2	7.9
Avg. Stride Freq. [Hz]	2.3	2.4	2.4	2.4	2.3
Avg. Stride Length [m]	6.0	8.0	8.0	7.7	7.6



- [] Ranking at each section and finish
- .-.- No data available at this section
- NA No data available



Horse/Jockey Name	Lucky Rolla
Final Rank	6
Fastest Section Time (Section)	0:10.44 (600m)
Top Speed [km/h] (Section)	70.0 (600m)
Race State	Finished



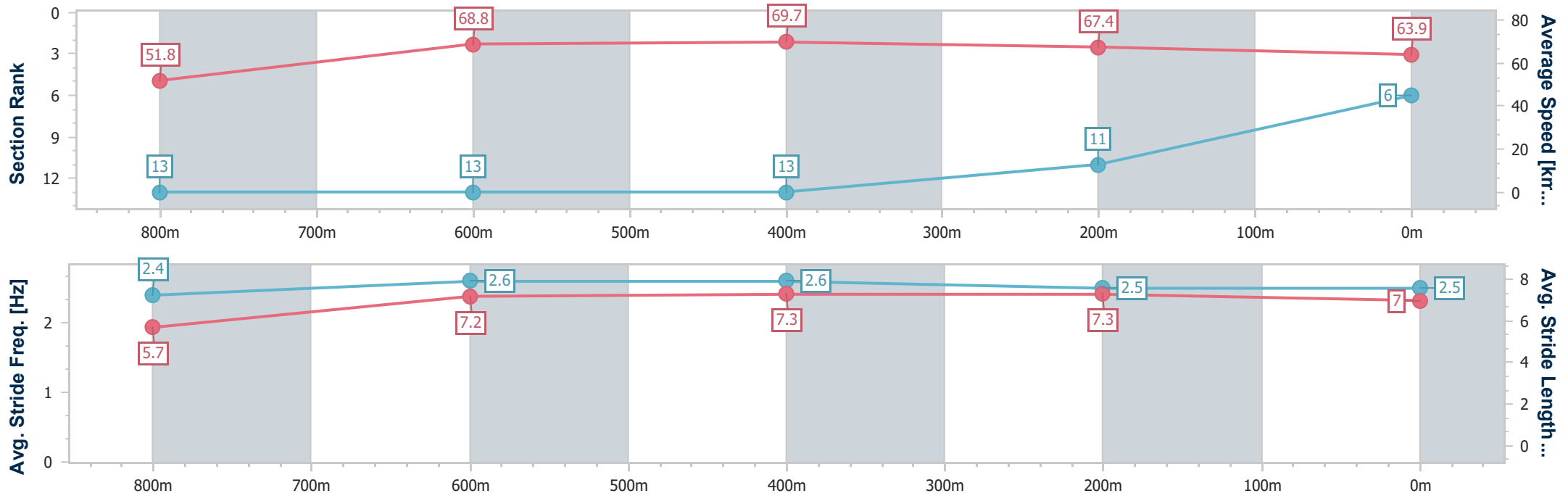
Townsville QLD Professional
 Race 8: NQ AESTHETICS RATINGS BAND 0 - 55 Handicap - 1000m



13 December 2024 - 15:29

Track Rating: Soft 5, Weather: Overcast, Rail Position: True

Section	Overall	800m	600m	400m	200m
Section Times	0:56.95 [6] (0:13.93)	0:43.02 [13] (0:10.53)	0:32.49 [13] (0:10.44)	0:22.05 [13] (0:10.76)	0:11.29 [11] (0:11.29)
Average Speed [km/h]	51.8	68.8	69.7	67.4	63.9
Top Speed [km/h]	67.8	69.3	70.0	68.1	66.4
Avg. Dist. to Rail [m]	10.9	1.6	2.2	5.0	8.9
Avg. Stride Freq. [Hz]	2.4	2.6	2.6	2.5	2.5
Avg. Stride Length [m]	5.7	7.2	7.3	7.3	7.0



- [] Ranking at each section and finish
- .-.- No data available at this section
- NA No data available



Horse/Jockey Name	Let's Ride
Final Rank	7
Fastest Section Time (Section)	0:10.27 (800m)
Top Speed [km/h] (Section)	71.2 (800m)
Race State	Finished



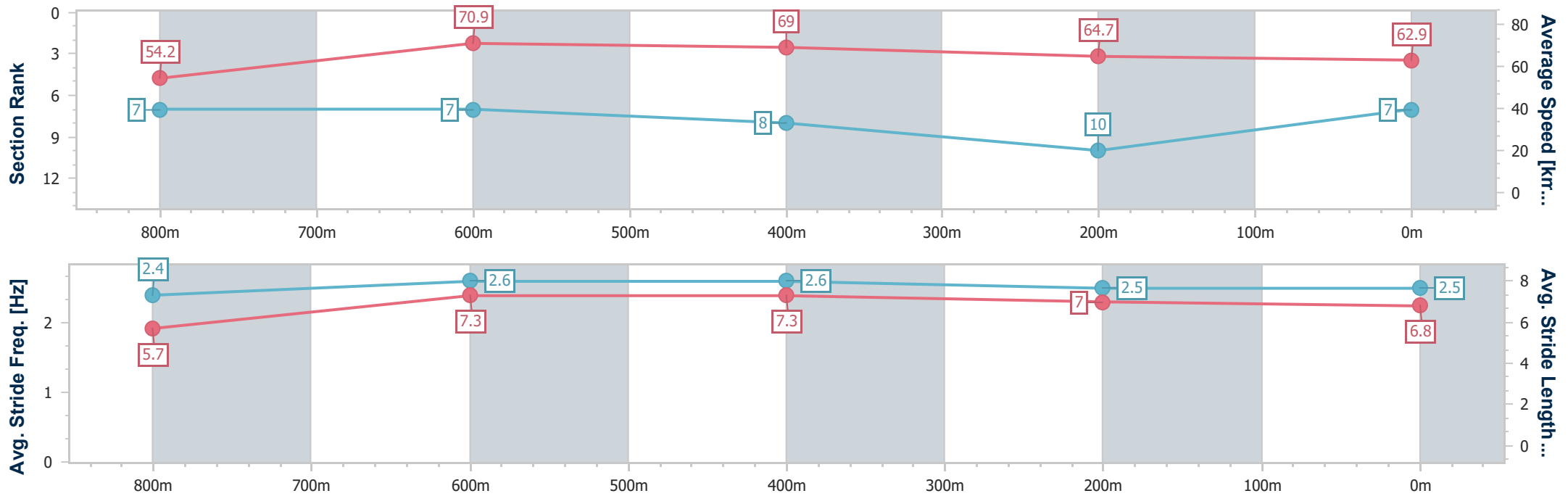
Townsville QLD Professional
Race 8: NQ AESTHETICS RATINGS BAND 0 - 55 Handicap - 1000m

13 December 2024 - 15:29

Track Rating: Soft 5, Weather: Overcast, Rail Position: True



Section	Overall	800m	600m	400m	200m
Section Times	0:57.03 [7] (0:13.31)	0:43.72 [7] (0:10.27)	0:33.45 [7] (0:10.73)	0:22.72 [8] (0:11.27)	0:11.45 [10] (0:11.45)
Average Speed [km/h]	54.2	70.9	69.0	64.7	62.9
Top Speed [km/h]	69.6	71.2	71.2	66.6	65.6
Avg. Dist. to Rail [m]	7.8	3.3	5.4	7.8	10.8
Avg. Stride Freq. [Hz]	2.4	2.6	2.6	2.5	2.5
Avg. Stride Length [m]	5.7	7.3	7.3	7.0	6.8



- [] Ranking at each section and finish
- .-.- No data available at this section
- NA No data available



Horse/Jockey Name	Whittlesford
Final Rank	8
Fastest Section Time (Section)	0:10.09 (800m)
Top Speed [km/h] (Section)	72.4 (Overall)
Race State	Finished



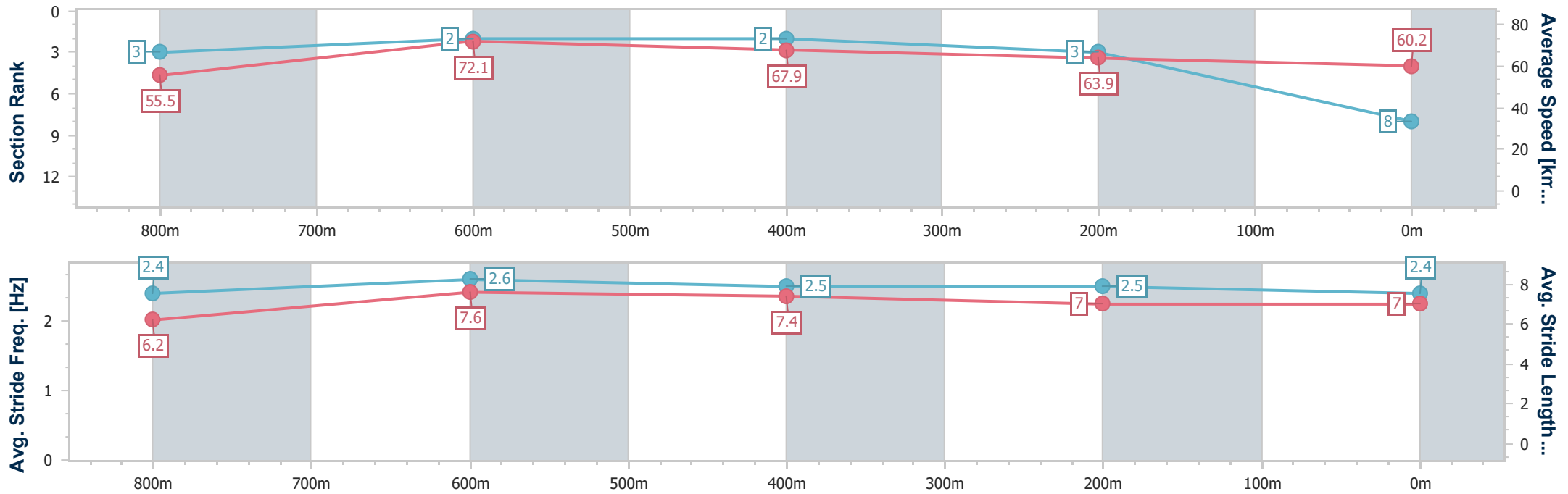
Townsville QLD Professional
 Race 8: NQ AESTHETICS RATINGS BAND 0 - 55 Handicap - 1000m



13 December 2024 - 15:29

Track Rating: Soft 5, Weather: Overcast, Rail Position: True

Section	Overall	800m	600m	400m	200m
Section Times	0:57.04 [8] (0:12.93)	0:44.11 [3] (0:10.09)	0:34.02 [2] (0:10.69)	0:23.33 [2] (0:11.36)	0:11.97 [3] (0:11.97)
Average Speed [km/h]	55.5	72.1	67.9	63.9	60.2
Top Speed [km/h]	72.4	72.4	70.7	65.0	63.0
Avg. Dist. to Rail [m]	6.7	2.1	2.2	5.9	6.0
Avg. Stride Freq. [Hz]	2.4	2.6	2.5	2.5	2.4
Avg. Stride Length [m]	6.2	7.6	7.4	7.0	7.0



- [] Ranking at each section and finish
- .-.- No data available at this section
- NA No data available



Horse/Jockey Name	Grovers Prediction
Final Rank	9
Fastest Section Time (Section)	0:09.94 (800m)
Top Speed [km/h] (Section)	72.0 (Overall)
Race State	Finished



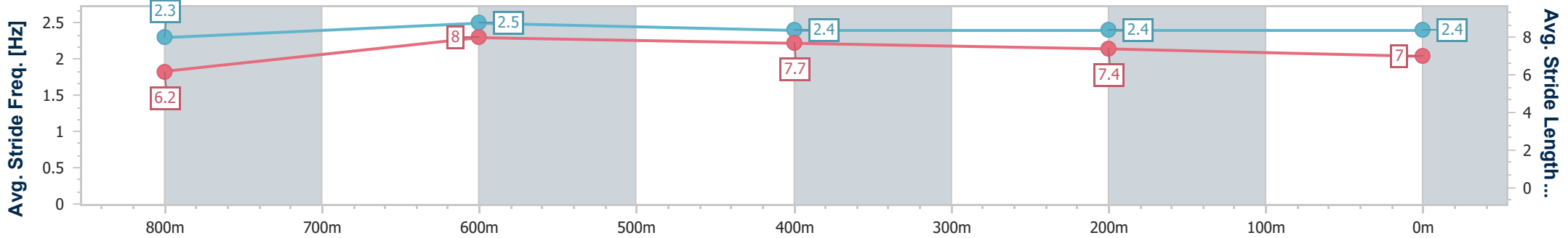
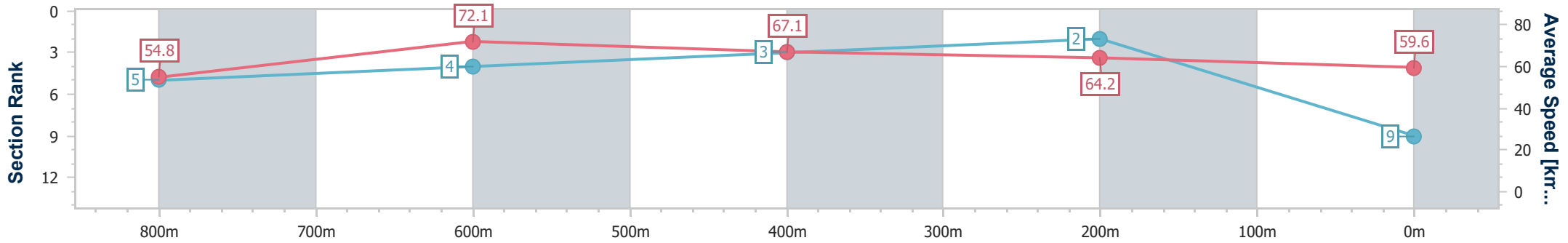
Townsville QLD Professional
Race 8: NQ AESTHETICS RATINGS BAND 0 - 55 Handicap - 1000m

13 December 2024 - 15:29

Track Rating: Soft 5, Weather: Overcast, Rail Position: True



Section	Overall	800m	600m	400m	200m
Section Times	0:57.11 [9] (0:13.14)	0:43.97 [5] (0:09.94)	0:34.03 [4] (0:10.69)	0:23.34 [3] (0:11.27)	0:12.07 [2] (0:12.07)
Average Speed [km/h]	54.8	72.1	67.1	64.2	59.6
Top Speed [km/h]	72.0	72.0	69.2	65.1	63.5
Avg. Dist. to Rail [m]	2.2	1.1	0.6	1.4	1.2
Avg. Stride Freq. [Hz]	2.3	2.5	2.4	2.4	2.4
Avg. Stride Length [m]	6.2	8.0	7.7	7.4	7.0



- [] Ranking at each section and finish
- .-.- No data available at this section
- NA No data available



Horse/Jockey Name	Puss Boots
Final Rank	10
Fastest Section Time (Section)	0:10.21 (800m)
Top Speed [km/h] (Section)	71.1 (600m)
Race State	Finished



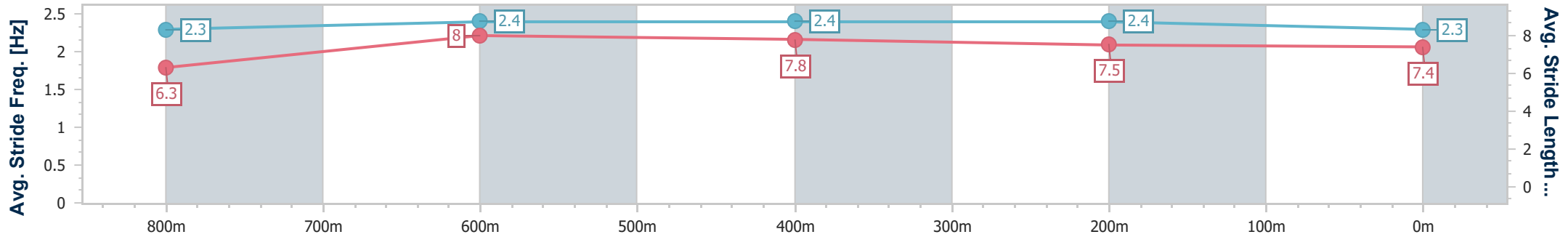
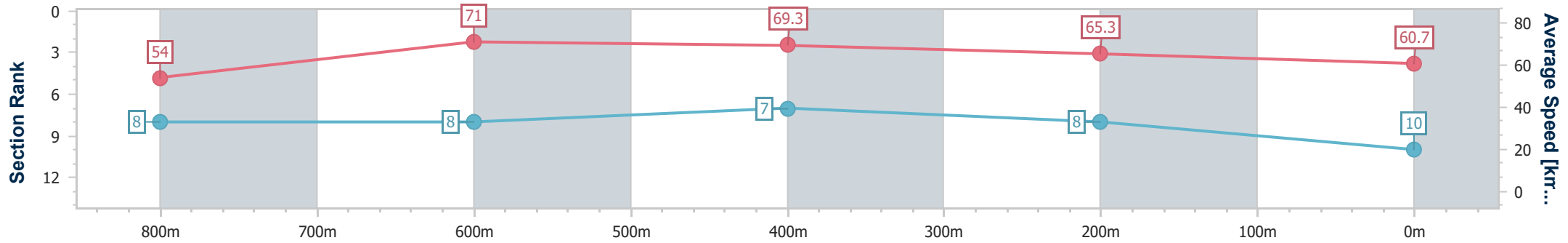
Townsville QLD Professional
Race 8: NQ AESTHETICS RATINGS BAND 0 - 55 Handicap - 1000m

13 December 2024 - 15:29

Track Rating: Soft 5, Weather: Overcast, Rail Position: True



Section	Overall	800m	600m	400m	200m
Section Times	0:57.15 [10] (0:13.37)	0:43.78 [8] (0:10.21)	0:33.57 [8] (0:10.56)	0:23.01 [7] (0:11.16)	0:11.85 [8] (0:11.85)
Average Speed [km/h]	54.0	71.0	69.3	65.3	60.7
Top Speed [km/h]	69.7	71.1	71.1	66.9	63.5
Avg. Dist. to Rail [m]	5.4	1.5	3.5	7.5	8.8
Avg. Stride Freq. [Hz]	2.3	2.4	2.4	2.4	2.3
Avg. Stride Length [m]	6.3	8.0	7.8	7.5	7.4



- [] Ranking at each section and finish
- .-.- No data available at this section
- NA No data available



Horse/Jockey Name	Remember Roy
Final Rank	11
Fastest Section Time (Section)	0:10.10 (800m)
Top Speed [km/h] (Section)	72.0 (Overall)
Race State	Finished



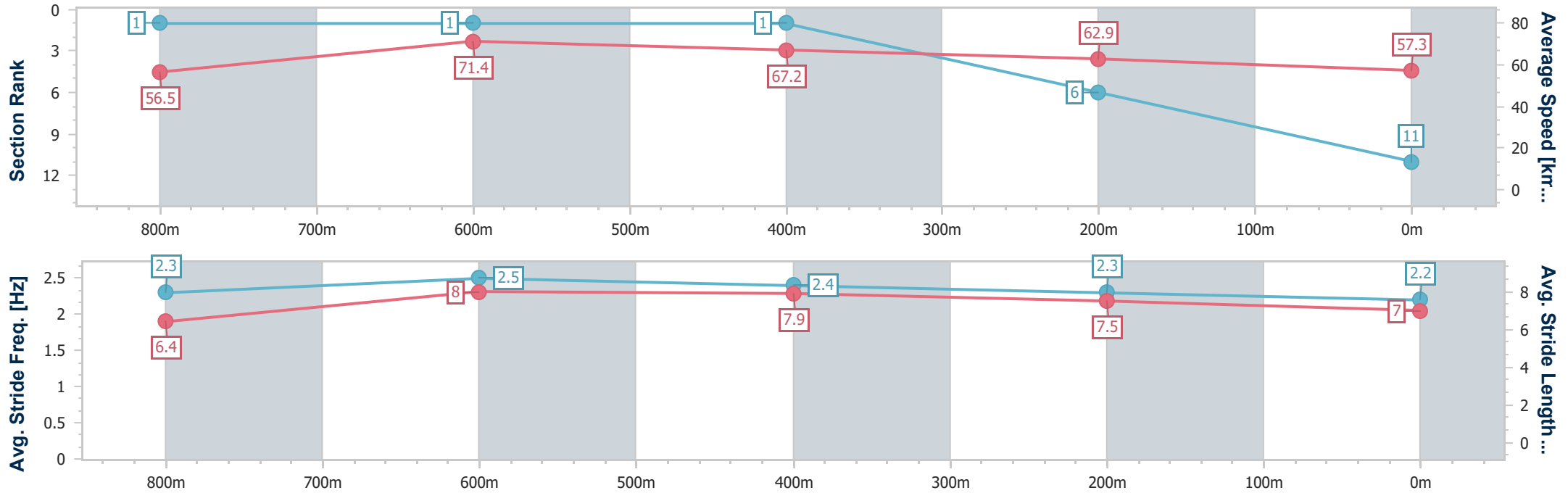
Townsville QLD Professional
Race 8: NQ AESTHETICS RATINGS BAND 0 - 55 Handicap - 1000m

13 December 2024 - 15:29

Track Rating: Soft 5, Weather: Overcast, Rail Position: True



Section	Overall	800m	600m	400m	200m
Section Times	0:57.68 [11] (0:12.75)	0:44.93 [1] (0:10.10)	0:34.83 [1] (0:10.76)	0:24.07 [1] (0:11.50)	0:12.57 [6] (0:12.57)
Average Speed [km/h]	56.5	71.4	67.2	62.9	57.3
Top Speed [km/h]	72.0	72.0	70.3	64.4	61.5
Avg. Dist. to Rail [m]	4.8	0.4	0.7	2.6	2.5
Avg. Stride Freq. [Hz]	2.3	2.5	2.4	2.3	2.2
Avg. Stride Length [m]	6.4	8.0	7.9	7.5	7.0



- [] Ranking at each section and finish
- .-.- No data available at this section
- NA No data available



Horse/Jockey Name	Look At Rosa
Final Rank	12
Fastest Section Time (Section)	0:10.47 (800m)
Top Speed [km/h] (Section)	69.7 (800m)
Race State	Finished



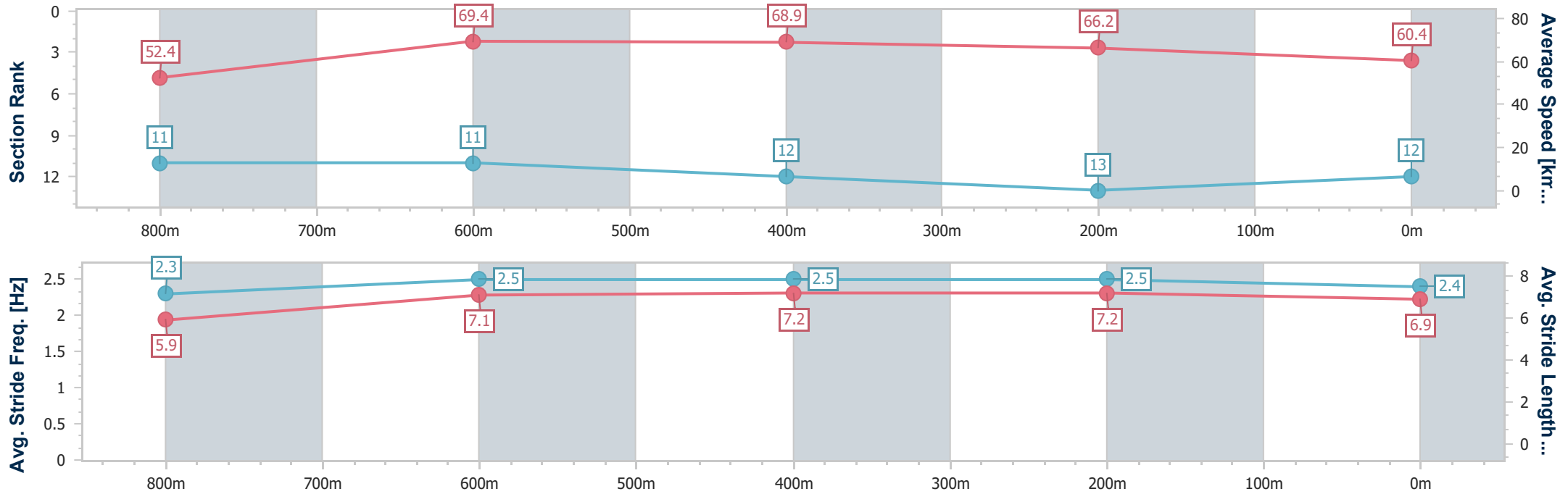
Townsville QLD Professional
 Race 8: NQ AESTHETICS RATINGS BAND 0 - 55 Handicap - 1000m



13 December 2024 - 15:29

Track Rating: Soft 5, Weather: Overcast, Rail Position: True

Section	Overall	800m	600m	400m	200m
Section Times	0:57.81 [12] (0:13.69)	0:44.12 [11] (0:10.47)	0:33.65 [11] (0:10.71)	0:22.94 [12] (0:11.01)	0:11.93 [13] (0:11.93)
Average Speed [km/h]	52.4	69.4	68.9	66.2	60.4
Top Speed [km/h]	68.0	69.7	69.7	68.0	64.3
Avg. Dist. to Rail [m]	9.2	2.7	4.6	7.7	9.5
Avg. Stride Freq. [Hz]	2.3	2.5	2.5	2.5	2.4
Avg. Stride Length [m]	5.9	7.1	7.2	7.2	6.9



- [] Ranking at each section and finish
- .-.- No data available at this section
- NA No data available



Horse/Jockey Name	Hunt The Hunter
Final Rank	13
Fastest Section Time (Section)	0:10.44 (800m)
Top Speed [km/h] (Section)	70.2 (600m)
Race State	Finished



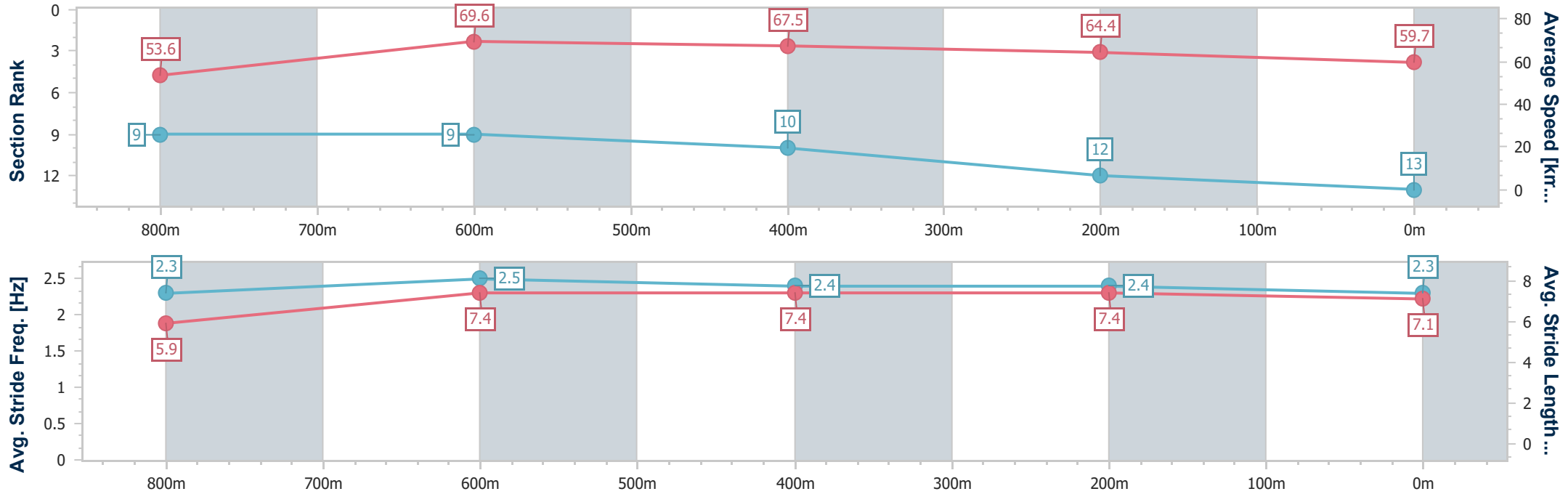
Townsville QLD Professional
 Race 8: NQ AESTHETICS RATINGS BAND 0 - 55 Handicap - 1000m



13 December 2024 - 15:29

Track Rating: Soft 5, Weather: Overcast, Rail Position: True

Section	Overall	800m	600m	400m	200m
Section Times	0:57.86 [13] (0:13.42)	0:44.44 [9] (0:10.44)	0:34.00 [9] (0:10.75)	0:23.25 [10] (0:11.18)	0:12.07 [12] (0:12.07)
Average Speed [km/h]	53.6	69.6	67.5	64.4	59.7
Top Speed [km/h]	69.7	70.1	70.2	65.7	63.1
Avg. Dist. to Rail [m]	8.5	2.5	1.3	2.3	5.7
Avg. Stride Freq. [Hz]	2.3	2.5	2.4	2.4	2.3
Avg. Stride Length [m]	5.9	7.4	7.4	7.4	7.1



- [] Ranking at each section and finish
- .-.- No data available at this section
- NA No data available