



Townsville QLD Professional

Race 7: CUTLERS DIESEL PERFORMANCE Class 4 Handicap - 1300m

13 December 2024 - 14:50



Track Rating: Soft 5, Weather: Overcast, Rail Position: True

Section												Last 600m	
Field Times												0:34.08	
	Overall	1200m	1000m	800m	600m	400m							
	1:17.54 (0:08.81)	1:08.73 (0:11.40)	0:57.33 (0:11.67)	0:45.66 (0:11.58)	0:34.08 (0:11.44)	0:22.64 (0:11.02)							
Rank	TAB	Horse/Jockey	Barrier	Top Speed [km/h]	Fastest Section							Distance Travelled [m]	
1	6	BRASCO Adam Sewell	8	67.8 200m	0:09.00 Overall	1:17.54 [1] (0:09.00)	1:08.54 [5] (0:11.62)	0:56.92 [5] (0:11.77)	0:45.15 [5] (0:11.54)	0:33.61 [5] (0:11.38)	0:22.23 [6] (0:11.04)	0:33.61	
2	1	VALENKI Tyler Leslight	9	66.5 400m	0:09.20 Overall	1:17.66 [2] (0:09.20)	1:08.46 [7] (0:11.81)	0:56.65 [7] (0:11.67)	0:44.98 [7] (0:11.50)	0:33.48 [7] (0:11.30)	0:22.18 [7] (0:10.99)	0:33.48	-4
3	2	BENCOOLEN Scott Sheargold	7	66.7 400m	0:09.50 Overall	1:17.66 [3] (0:09.50)	1:08.16 [9] (0:11.75)	0:56.41 [10] (0:11.64)	0:44.77 [10] (0:11.55)	0:33.22 [9] (0:11.22)	0:22.00 [10] (0:11.00)	0:33.22	-4
4	4	GROWL Warwick Satherley	5	66.5 400m	0:09.42 Overall	1:17.77 [4] (0:09.42)	1:08.35 [8] (0:11.67)	0:56.68 [8] (0:11.67)	0:45.01 [8] (0:11.59)	0:33.42 [8] (0:11.16)	0:22.26 [8] (0:11.03)	0:33.42	-10
5	8	SUPER FAST Adrian Layt	3	66.4 400m	0:08.81 Overall	1:17.78 [5] (0:08.81)	1:08.97 [1] (0:11.40)	0:57.57 [1] (0:11.67)	0:45.90 [1] (0:11.58)	0:34.32 [1] (0:11.44)	0:22.88 [1] (0:11.02)	0:34.32	-8
6	10	RUGGED ROY Denicious Smith	4	67.4 400m	0:08.98 Overall	1:17.80 [6] (0:08.98)	1:08.82 [4] (0:11.52)	0:57.30 [3] (0:11.75)	0:45.55 [4] (0:11.55)	0:34.00 [4] (0:11.44)	0:22.56 [4] (0:10.95)	0:34.00	-2
7	5	MISS TAMBO Ryan Wiggins	1	66.4 400m	0:09.06 Overall	1:17.80 [7] (0:09.06)	1:08.74 [6] (0:11.66)	0:57.08 [6] (0:11.74)	0:45.34 [6] (0:11.49)	0:33.85 [6] (0:11.33)	0:22.52 [5] (0:11.07)	0:33.85	-7
8	3	JOHN JOSEPH Ashley Butler	10	65.0 400m	0:08.82 Overall	1:18.05 [8] (0:08.82)	1:09.23 [2] (0:11.42)	0:57.81 [2] (0:11.67)	0:46.14 [2] (0:11.58)	0:34.56 [2] (0:11.59)	0:22.97 [2] (0:11.29)	0:34.56	-4
9	9	GAMADALE NIP Chelsea Jokic	6	67.6 400m	0:09.68 Overall	1:18.09 [9] (0:09.68)	1:08.41 [10] (0:11.52)	0:56.89 [9] (0:11.68)	0:45.21 [9] (0:11.57)	0:33.64 [10] (0:11.12)	0:22.52 [9] (0:10.97)	0:33.64	+0
10	11	SWAHILI MAI Nathan Thomas	2	64.5 400m	0:08.91 Overall	1:18.38 [10] (0:08.91)	1:09.47 [3] (0:11.60)	0:57.87 [4] (0:11.56)	0:46.31 [3] (0:11.56)	0:34.75 [3] (0:11.53)	0:23.22 [3] (0:11.27)	0:34.75	-10

Scratched: Devil's Inn (#7)

[] Ranking at each section and finish
 -:-:- No data available at this section
 NA No data available

SCN Saddle cloth number
 DNF Did not finish
 DNT Did not track



Townsville QLD Professional

Race 7: CUTLERS DIESEL PERFORMANCE Class 4 Handicap - 1300m

13 December 2024 - 14:50



Track Rating: Soft 5, Weather: Overcast, Rail Position: True

Section				200m				Last 600m	
Field Times				0:11.62 (0:11.62)				0:34.08	
Rank	TAB	Horse/Jockey	Barrier	Top Speed [km/h]	Fastest Section	Margin			Distance Travelled [m]
1	6	BRASCO Adam Sewell	8	67.8 200m	0:09.00 Overall	0:11.19 [4] (0:11.19)	1:17.54		0:33.61
2	1	VALENKI Tyler Leslight	9	66.5 400m	0:09.20 Overall	0:11.19 [7] (0:11.19)	0.66L		0:33.48 -4
3	2	BENCOOLEN Scott Sheargold	7	66.7 400m	0:09.50 Overall	0:11.00 [10] (0:11.00)	0.69L		0:33.22 -4
4	4	GROWL Warwick Satherley	5	66.5 400m	0:09.42 Overall	0:11.23 [8] (0:11.23)	1.34L		0:33.42 -10
5	8	SUPER FAST Adrian Layt	3	66.4 400m	0:08.81 Overall	0:11.86 [1] (0:11.86)	1.38L		0:34.32 -8
6	10	RUGGED ROY Denicious Smith	4	67.4 400m	0:08.98 Overall	0:11.61 [2] (0:11.61)	1.49L		0:34.00 -2
7	5	MISS TAMBO Ryan Wiggins	1	66.4 400m	0:09.06 Overall	0:11.45 [3] (0:11.45)	1.54L		0:33.85 -7
8	3	JOHN JOSEPH Ashley Butler	10	65.0 400m	0:08.82 Overall	0:11.68 [5] (0:11.68)	2.99L		0:34.56 -4
9	9	GAMADALE NIP Chelsea Jokic	6	67.6 400m	0:09.68 Overall	0:11.55 [8] (0:11.55)	3.25L		0:33.64 +0
10	11	SWAHILI MAI Nathan Thomas	2	64.5 400m	0:08.91 Overall	0:11.95 [6] (0:11.95)	4.96L		0:34.75 -10

Scratched: Devil's Inn (#7)

[] Ranking at each section and finish
 -:-:- No data available at this section
 NA No data available

SCN Saddle cloth number
 DNF Did not finish
 DNT Did not track



Horse/Jockey Name	Brasco
Final Rank	1
Fastest Section Time (Section)	0:09.00 (Overall)
Top Speed [km/h] (Section)	67.8 (200m)
Race State	Finished



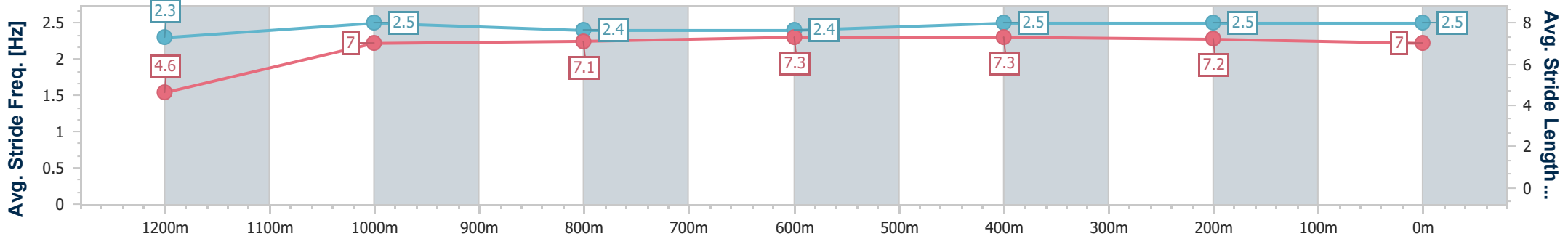
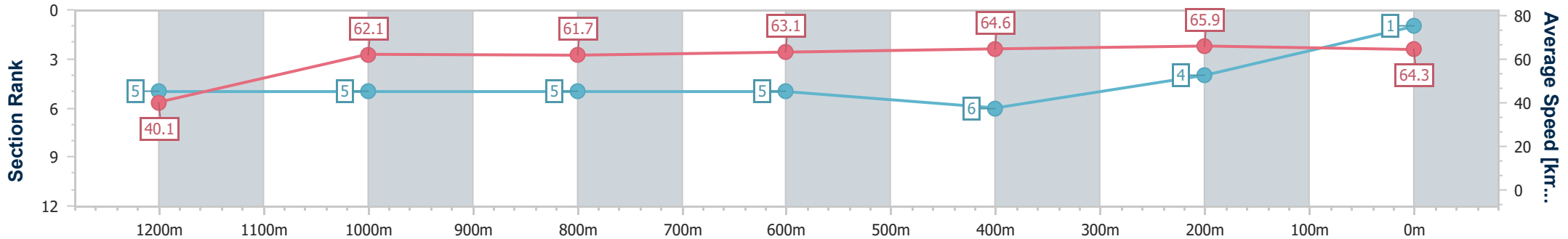
Townsville QLD Professional
Race 7: CUTLERS DIESEL PERFORMANCE Class 4 Handicap - 1300m



13 December 2024 - 14:50

Track Rating: Soft 5, Weather: Overcast, Rail Position: True

Section	Overall	1200m	1000m	800m	600m	400m	200m
Section Times	1:17.54 [1] (0:09.00)	1:08.54 [5] (0:11.62)	0:56.92 [5] (0:11.77)	0:45.15 [5] (0:11.54)	0:33.61 [5] (0:11.38)	0:22.23 [6] (0:11.04)	0:11.19 [4] (0:11.19)
Average Speed [km/h]	40.1	62.1	61.7	63.1	64.6	65.9	64.3
Top Speed [km/h]	61.0	62.9	62.2	64.4	65.5	66.8	67.8
Avg. Dist. to Rail [m]	10.1	2.2	2.0	2.2	3.9	6.5	7.9
Avg. Stride Freq. [Hz]	2.3	2.5	2.4	2.4	2.5	2.5	2.5
Avg. Stride Length [m]	4.6	7.0	7.1	7.3	7.3	7.2	7.0



- [] Ranking at each section and finish
- .-.- No data available at this section
- NA No data available



Horse/Jockey Name	Valenki
Final Rank	2
Fastest Section Time (Section)	0:09.20 (Overall)
Top Speed [km/h] (Section)	66.5 (400m)
Race State	Finished



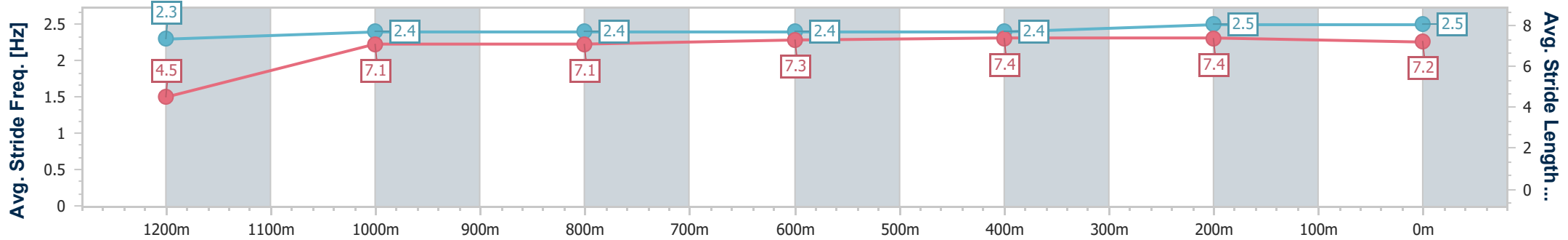
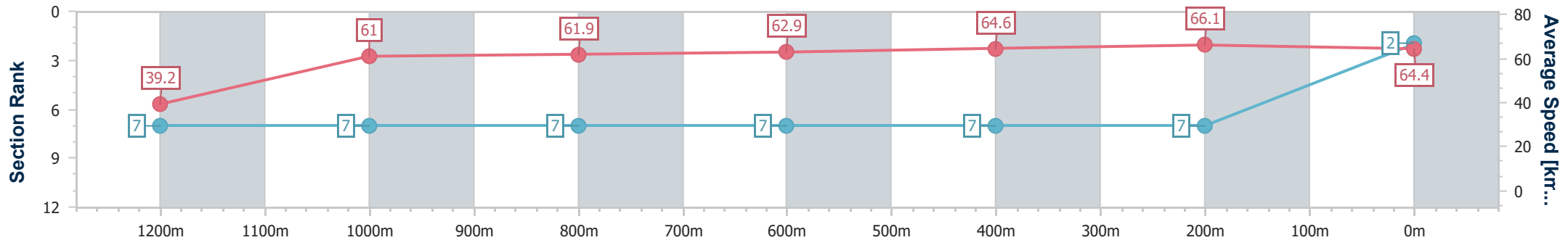
Townsville QLD Professional
Race 7: CUTLERS DIESEL PERFORMANCE Class 4 Handicap - 1300m



13 December 2024 - 14:50

Track Rating: Soft 5, Weather: Overcast, Rail Position: True

Section	Overall	1200m	1000m	800m	600m	400m	200m
Section Times	1:17.66 [2] (0:09.20)	1:08.46 [7] (0:11.81)	0:56.65 [7] (0:11.67)	0:44.98 [7] (0:11.50)	0:33.48 [7] (0:11.30)	0:22.18 [7] (0:10.99)	0:11.19 [7] (0:11.19)
Average Speed [km/h]	39.2	61.0	61.9	62.9	64.6	66.1	64.4
Top Speed [km/h]	58.7	62.5	62.8	65.0	65.3	66.5	65.8
Avg. Dist. to Rail [m]	10.5	1.4	0.8	1.0	2.6	6.7	9.2
Avg. Stride Freq. [Hz]	2.3	2.4	2.4	2.4	2.4	2.5	2.5
Avg. Stride Length [m]	4.5	7.1	7.1	7.3	7.4	7.4	7.2



- [] Ranking at each section and finish
- .-.- No data available at this section
- NA No data available



Horse/Jockey Name	Bencoolen
Final Rank	3
Fastest Section Time (Section)	0:09.50 (Overall)
Top Speed [km/h] (Section)	66.7 (400m)
Race State	Finished



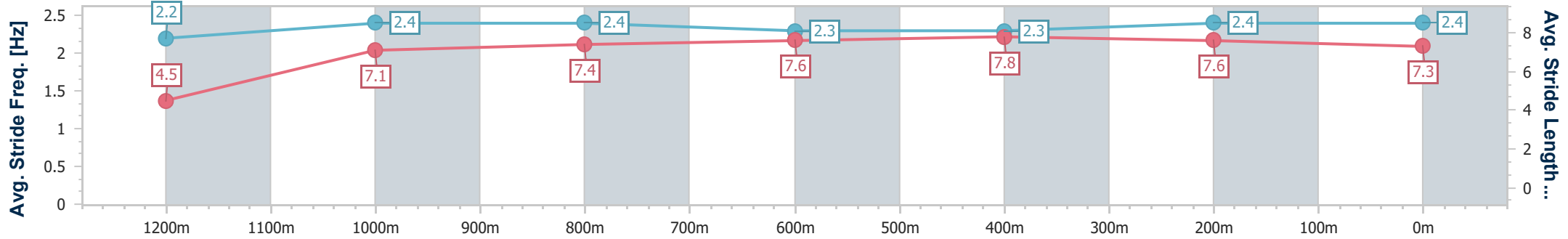
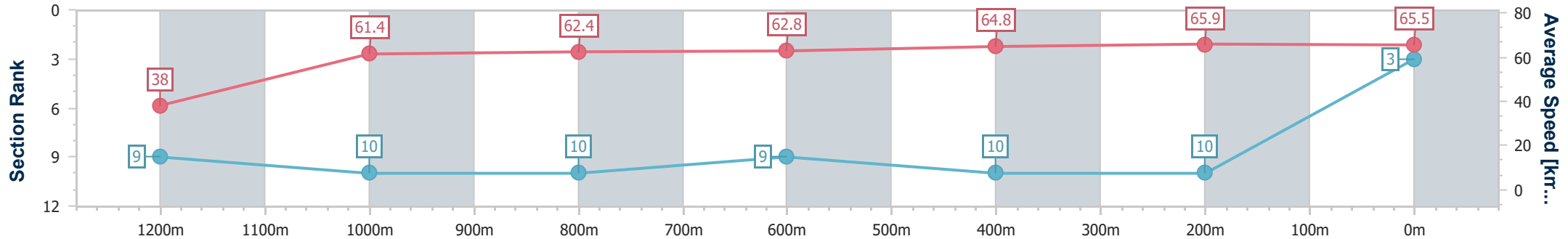
Townsville QLD Professional
Race 7: CUTLERS DIESEL PERFORMANCE Class 4 Handicap - 1300m



13 December 2024 - 14:50

Track Rating: Soft 5, Weather: Overcast, Rail Position: True

Section	Overall	1200m	1000m	800m	600m	400m	200m
Section Times	1:17.66 [3] (0:09.50)	1:08.16 [9] (0:11.75)	0:56.41 [10] (0:11.64)	0:44.77 [10] (0:11.55)	0:33.22 [9] (0:11.22)	0:22.00 [10] (0:11.00)	0:11.00 [10] (0:11.00)
Average Speed [km/h]	38.0	61.4	62.4	62.8	64.8	65.9	65.5
Top Speed [km/h]	57.7	62.6	64.3	65.5	65.7	66.7	66.7
Avg. Dist. to Rail [m]	8.7	0.8	1.7	1.7	2.3	4.0	6.3
Avg. Stride Freq. [Hz]	2.2	2.4	2.4	2.3	2.3	2.4	2.4
Avg. Stride Length [m]	4.5	7.1	7.4	7.6	7.8	7.6	7.3



- [] Ranking at each section and finish
- .-.- No data available at this section
- NA No data available



Horse/Jockey Name	Growl
Final Rank	4
Fastest Section Time (Section)	0:09.42 (Overall)
Top Speed [km/h] (Section)	66.5 (400m)
Race State	Finished



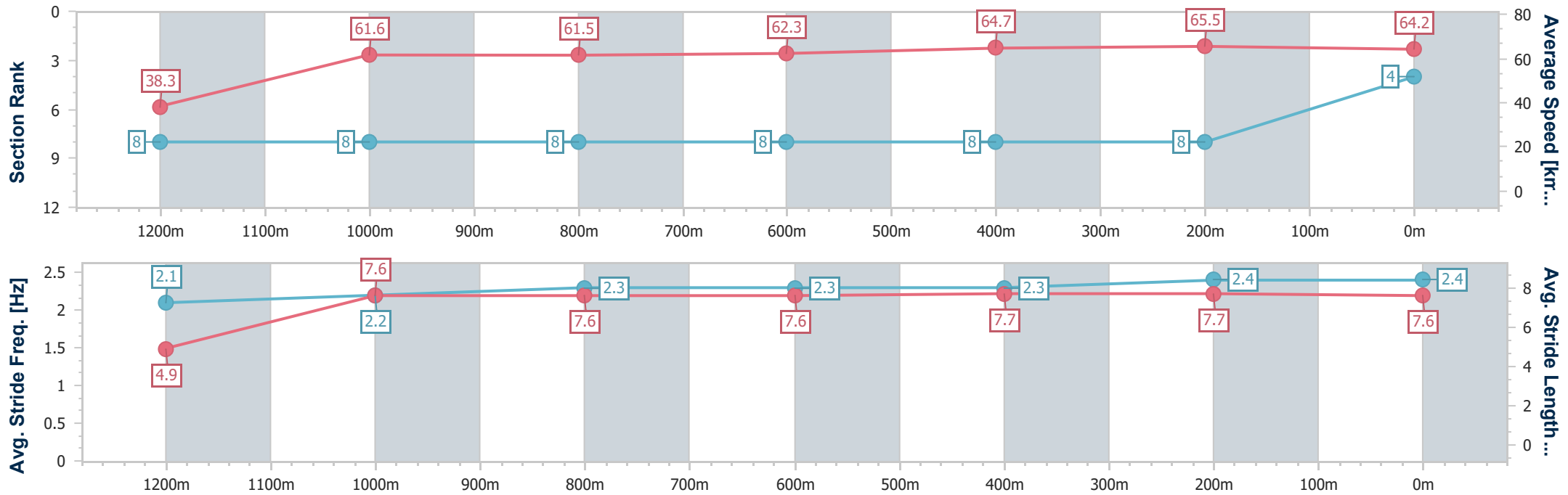
Townsville QLD Professional
Race 7: CUTLERS DIESEL PERFORMANCE Class 4 Handicap - 1300m



13 December 2024 - 14:50

Track Rating: Soft 5, Weather: Overcast, Rail Position: True

Section	Overall	1200m	1000m	800m	600m	400m	200m
Section Times	1:17.77 [4] (0:09.42)	1:08.35 [8] (0:11.67)	0:56.68 [8] (0:11.67)	0:45.01 [8] (0:11.59)	0:33.42 [8] (0:11.16)	0:22.26 [8] (0:11.03)	0:11.23 [8] (0:11.23)
Average Speed [km/h]	38.3	61.6	61.5	62.3	64.7	65.5	64.2
Top Speed [km/h]	60.0	62.5	62.3	65.2	65.5	66.5	65.5
Avg. Dist. to Rail [m]	5.8	1.0	0.9	0.5	1.0	2.2	4.9
Avg. Stride Freq. [Hz]	2.1	2.2	2.3	2.3	2.3	2.4	2.4
Avg. Stride Length [m]	4.9	7.6	7.6	7.6	7.7	7.7	7.6



- [] Ranking at each section and finish
- .-.- No data available at this section
- NA No data available



Horse/Jockey Name	Super Fast
Final Rank	5
Fastest Section Time (Section)	0:08.81 (Overall)
Top Speed [km/h] (Section)	66.4 (400m)
Race State	Finished



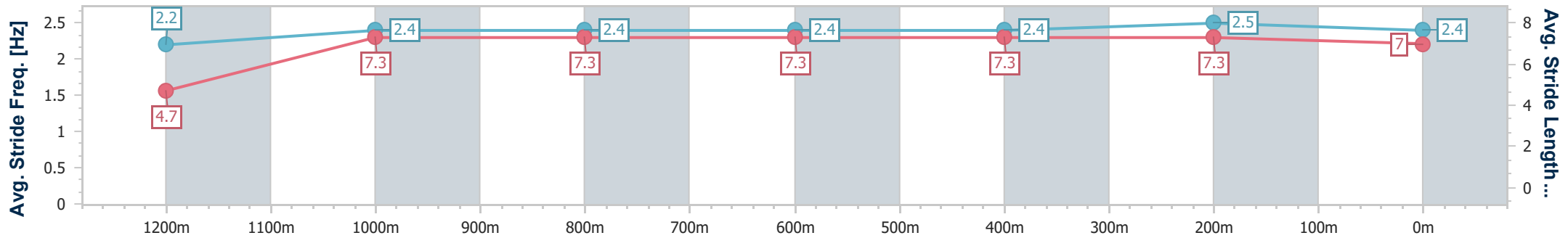
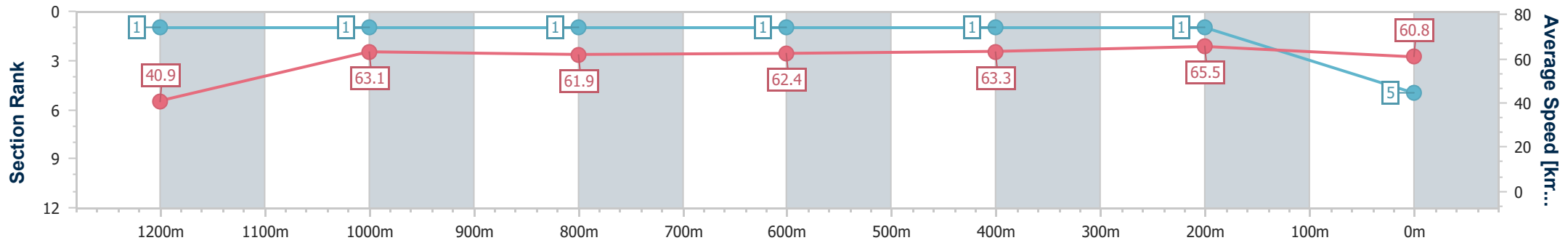
Townsville QLD Professional
Race 7: CUTLERS DIESEL PERFORMANCE Class 4 Handicap - 1300m



13 December 2024 - 14:50

Track Rating: Soft 5, Weather: Overcast, Rail Position: True

Section	Overall	1200m	1000m	800m	600m	400m	200m
Section Times	1:17.78 [5] (0:08.81)	1:08.97 [1] (0:11.40)	0:57.57 [1] (0:11.67)	0:45.90 [1] (0:11.58)	0:34.32 [1] (0:11.44)	0:22.88 [1] (0:11.02)	0:11.86 [1] (0:11.86)
Average Speed [km/h]	40.9	63.1	61.9	62.4	63.3	65.5	60.8
Top Speed [km/h]	61.7	64.1	62.8	63.3	64.8	66.4	66.1
Avg. Dist. to Rail [m]	5.0	0.4	0.9	0.8	1.3	2.1	1.8
Avg. Stride Freq. [Hz]	2.2	2.4	2.4	2.4	2.4	2.5	2.4
Avg. Stride Length [m]	4.7	7.3	7.3	7.3	7.3	7.3	7.0



- [] Ranking at each section and finish
- .-.- No data available at this section
- NA No data available



Horse/Jockey Name	Rugged Roy
Final Rank	6
Fastest Section Time (Section)	0:08.98 (Overall)
Top Speed [km/h] (Section)	67.4 (400m)
Race State	Finished



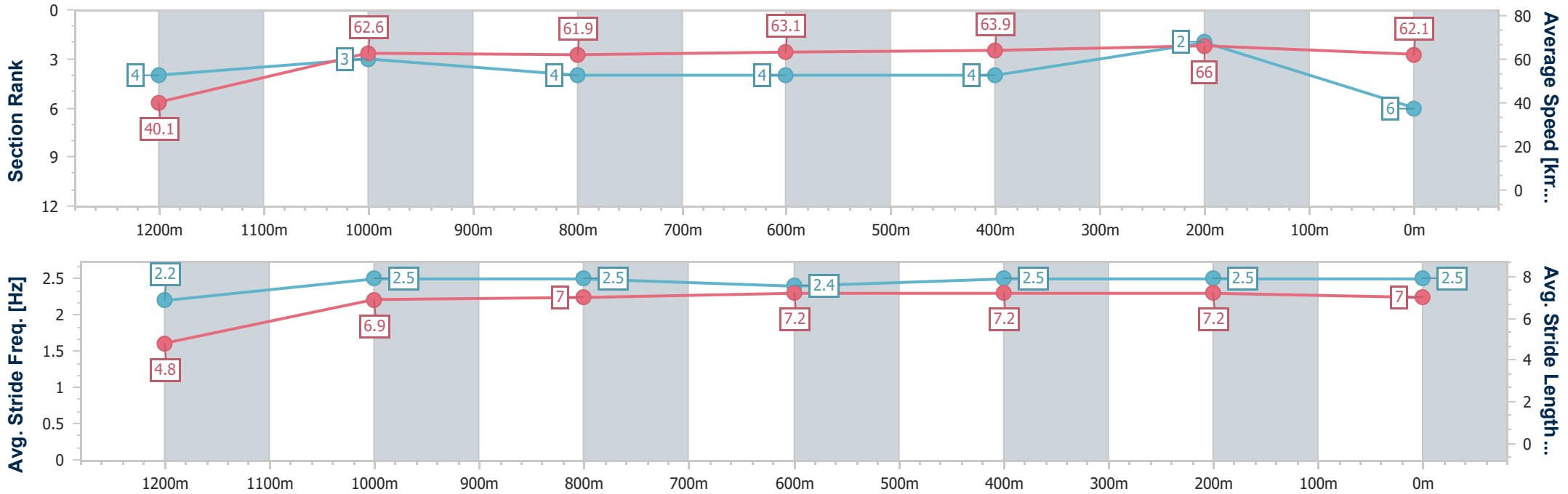
Townsville QLD Professional
Race 7: CUTLERS DIESEL PERFORMANCE Class 4 Handicap - 1300m



13 December 2024 - 14:50

Track Rating: Soft 5, Weather: Overcast, Rail Position: True

Section	Overall	1200m	1000m	800m	600m	400m	200m
Section Times	1:17.80 [6] (0:08.98)	1:08.82 [4] (0:11.52)	0:57.30 [3] (0:11.75)	0:45.55 [4] (0:11.55)	0:34.00 [4] (0:11.44)	0:22.56 [4] (0:10.95)	0:11.61 [2] (0:11.61)
Average Speed [km/h]	40.1	62.6	61.9	63.1	63.9	66.0	62.1
Top Speed [km/h]	60.7	64.4	63.4	64.0	65.8	67.4	67.2
Avg. Dist. to Rail [m]	6.0	0.8	2.2	2.5	2.9	3.4	5.2
Avg. Stride Freq. [Hz]	2.2	2.5	2.5	2.4	2.5	2.5	2.5
Avg. Stride Length [m]	4.8	6.9	7.0	7.2	7.2	7.2	7.0



- [] Ranking at each section and finish
- .-.- No data available at this section
- NA No data available



Horse/Jockey Name	Miss Tambo
Final Rank	7
Fastest Section Time (Section)	0:09.06 (Overall)
Top Speed [km/h] (Section)	66.4 (400m)
Race State	Finished



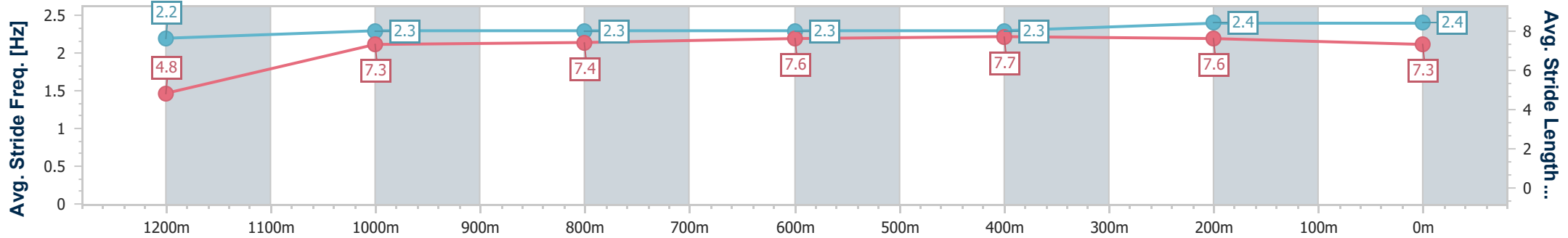
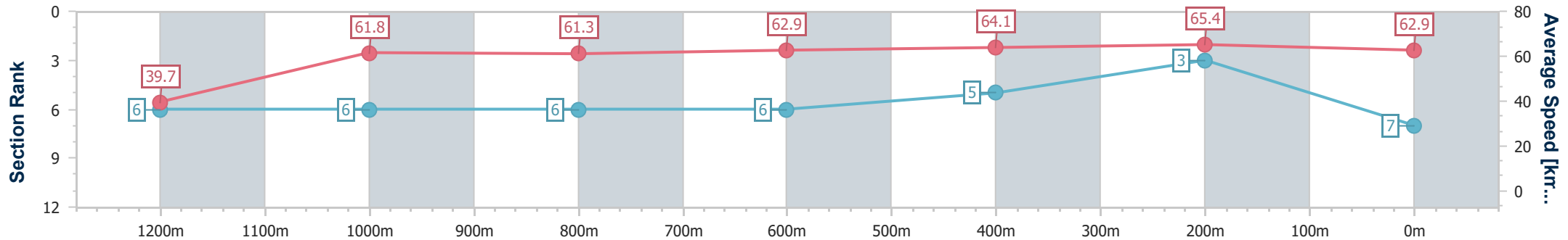
Townsville QLD Professional
Race 7: CUTLERS DIESEL PERFORMANCE Class 4 Handicap - 1300m



13 December 2024 - 14:50

Track Rating: Soft 5, Weather: Overcast, Rail Position: True

Section	Overall	1200m	1000m	800m	600m	400m	200m
Section Times	1:17.80 [7] (0:09.06)	1:08.74 [6] (0:11.66)	0:57.08 [6] (0:11.74)	0:45.34 [6] (0:11.49)	0:33.85 [6] (0:11.33)	0:22.52 [5] (0:11.07)	0:11.45 [3] (0:11.45)
Average Speed [km/h]	39.7	61.8	61.3	62.9	64.1	65.4	62.9
Top Speed [km/h]	58.9	63.5	62.2	64.3	64.9	66.4	65.7
Avg. Dist. to Rail [m]	3.7	0.5	0.7	0.6	1.6	3.4	2.7
Avg. Stride Freq. [Hz]	2.2	2.3	2.3	2.3	2.3	2.4	2.4
Avg. Stride Length [m]	4.8	7.3	7.4	7.6	7.7	7.6	7.3



- [] Ranking at each section and finish
- .-.- No data available at this section
- NA No data available



Horse/Jockey Name	John Joseph
Final Rank	8
Fastest Section Time (Section)	0:08.82 (Overall)
Top Speed [km/h] (Section)	65.0 (400m)
Race State	Finished



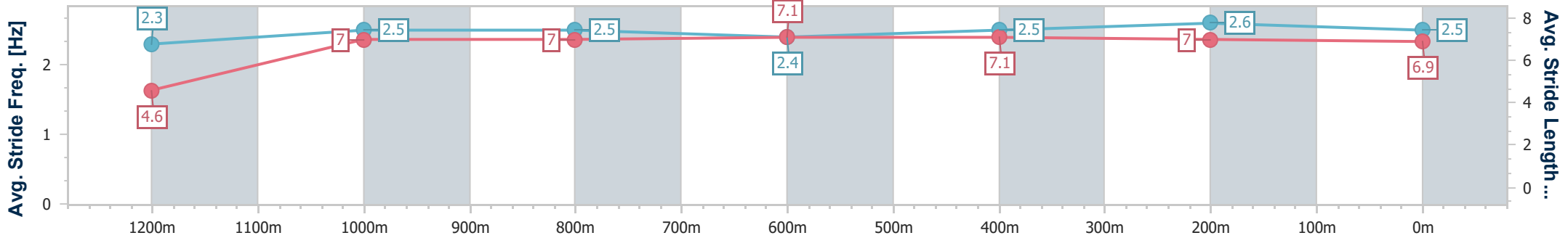
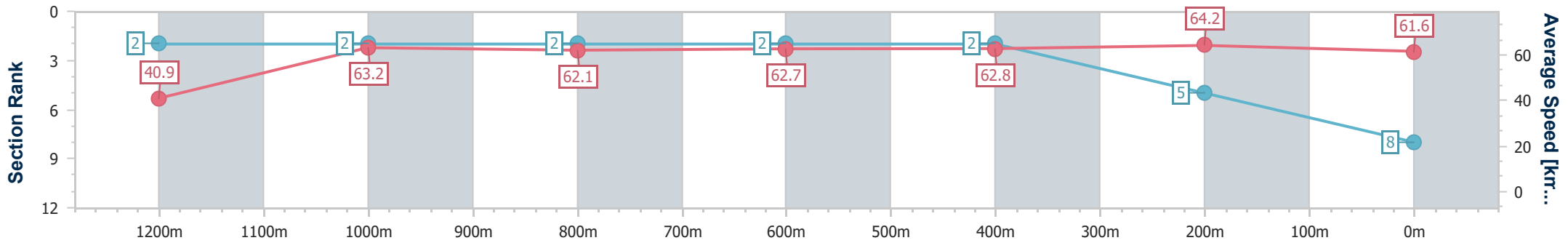
Townsville QLD Professional
Race 7: CUTLERS DIESEL PERFORMANCE Class 4 Handicap - 1300m



13 December 2024 - 14:50

Track Rating: Soft 5, Weather: Overcast, Rail Position: True

Section	Overall	1200m	1000m	800m	600m	400m	200m
Section Times	1:18.05 [8] (0:08.82)	1:09.23 [2] (0:11.42)	0:57.81 [2] (0:11.67)	0:46.14 [2] (0:11.58)	0:34.56 [2] (0:11.59)	0:22.97 [2] (0:11.29)	0:11.68 [5] (0:11.68)
Average Speed [km/h]	40.9	63.2	62.1	62.7	62.8	64.2	61.6
Top Speed [km/h]	59.8	64.2	63.5	63.7	64.3	65.0	64.3
Avg. Dist. to Rail [m]	12.5	2.9	1.5	1.5	2.3	3.6	3.7
Avg. Stride Freq. [Hz]	2.3	2.5	2.5	2.4	2.5	2.6	2.5
Avg. Stride Length [m]	4.6	7.0	7.0	7.1	7.1	7.0	6.9



- [] Ranking at each section and finish
- .-.- No data available at this section
- NA No data available



Horse/Jockey Name	Gamadale Nip
Final Rank	9
Fastest Section Time (Section)	0:09.68 (Overall)
Top Speed [km/h] (Section)	67.6 (400m)
Race State	Finished



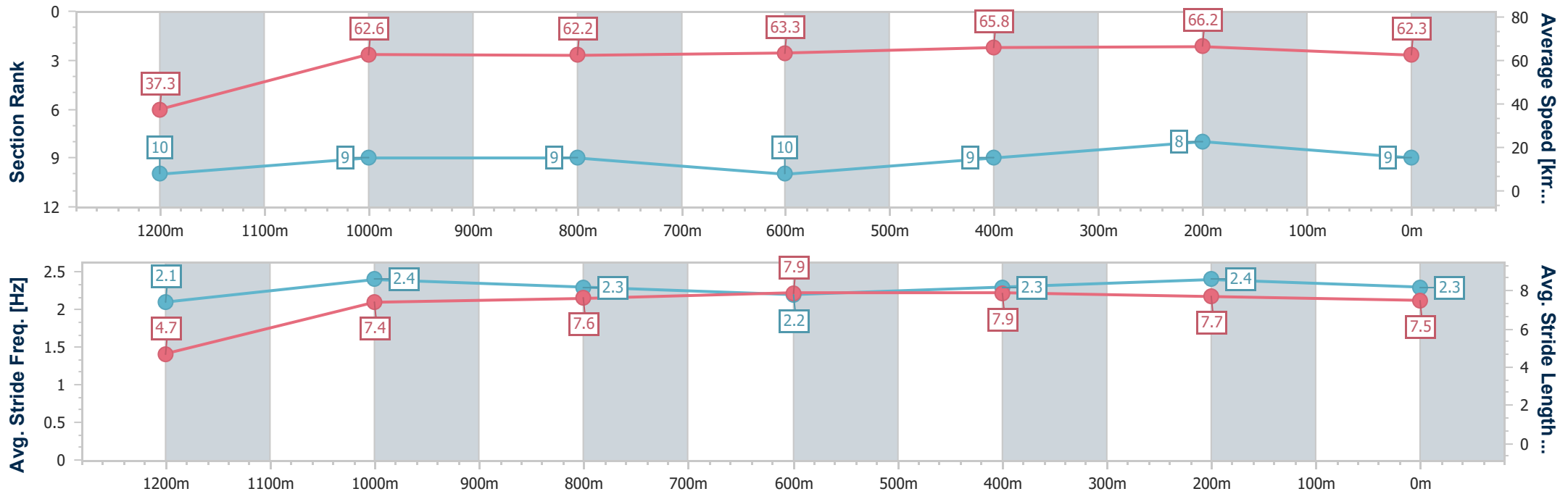
Townsville QLD Professional
Race 7: CUTLERS DIESEL PERFORMANCE Class 4 Handicap - 1300m



13 December 2024 - 14:50

Track Rating: Soft 5, Weather: Overcast, Rail Position: True

Section	Overall	1200m	1000m	800m	600m	400m	200m
Section Times	1:18.09 [9] (0:09.68)	1:08.41 [10] (0:11.52)	0:56.89 [9] (0:11.68)	0:45.21 [9] (0:11.57)	0:33.64 [10] (0:11.12)	0:22.52 [9] (0:10.97)	0:11.55 [8] (0:11.55)
Average Speed [km/h]	37.3	62.6	62.2	63.3	65.8	66.2	62.3
Top Speed [km/h]	59.5	65.1	64.6	65.4	67.3	67.6	65.4
Avg. Dist. to Rail [m]	8.8	2.2	2.2	3.2	3.3	6.2	8.9
Avg. Stride Freq. [Hz]	2.1	2.4	2.3	2.2	2.3	2.4	2.3
Avg. Stride Length [m]	4.7	7.4	7.6	7.9	7.9	7.7	7.5



- [] Ranking at each section and finish
- .-.- No data available at this section
- NA No data available



Horse/Jockey Name	Swahili Mai
Final Rank	10
Fastest Section Time (Section)	0:08.91 (Overall)
Top Speed [km/h] (Section)	64.5 (400m)
Race State	Finished



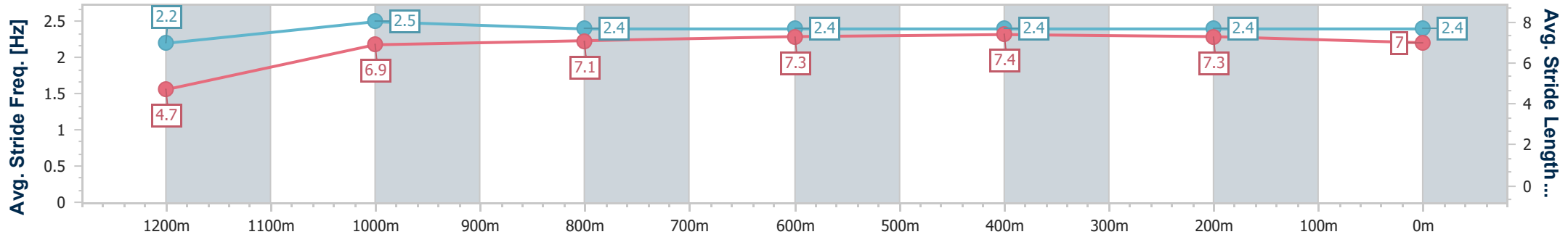
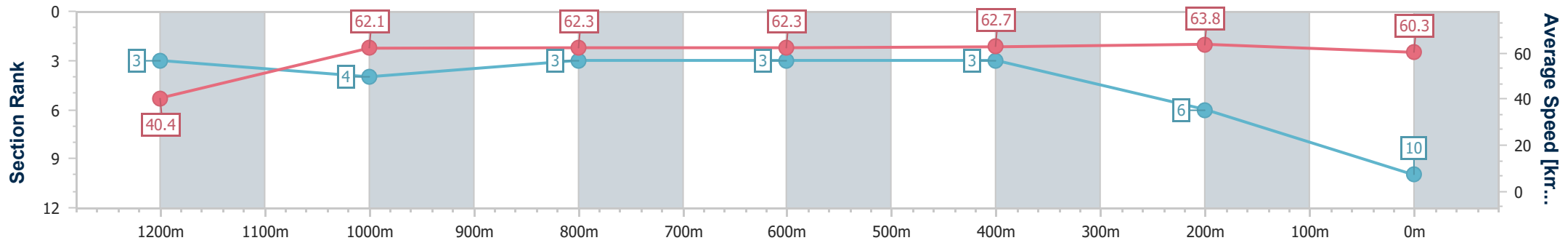
Townsville QLD Professional
Race 7: CUTLERS DIESEL PERFORMANCE Class 4 Handicap - 1300m

13 December 2024 - 14:50

Track Rating: Soft 5, Weather: Overcast, Rail Position: True



Section	Overall	1200m	1000m	800m	600m	400m	200m
Section Times	1:18.38 [10] (0:08.91)	1:09.47 [3] (0:11.60)	0:57.87 [4] (0:11.56)	0:46.31 [3] (0:11.56)	0:34.75 [3] (0:11.53)	0:23.22 [3] (0:11.27)	0:11.95 [6] (0:11.95)
Average Speed [km/h]	40.4	62.1	62.3	62.3	62.7	63.8	60.3
Top Speed [km/h]	58.0	63.4	64.2	63.2	64.1	64.5	63.0
Avg. Dist. to Rail [m]	3.5	0.5	0.5	0.2	0.6	0.8	0.7
Avg. Stride Freq. [Hz]	2.2	2.5	2.4	2.4	2.4	2.4	2.4
Avg. Stride Length [m]	4.7	6.9	7.1	7.3	7.4	7.3	7.0



- [] Ranking at each section and finish
- .-.- No data available at this section
- NA No data available