



Townsville QLD Professional

Race 2: TOWNSVILLE AUTOMOTIVE Maiden Handicap - 1200m

13 December 2024 - 11:54



Track Rating: Soft 6, Weather: Overcast, Rail Position: True

Section		Field Times										Last 600m					
		Overall	1000m	800m	600m	400m	200m						0:34.84				
		1:10.62 (0:13.72)	0:56.90 (0:10.91)	0:45.99 (0:11.15)	0:34.84 (0:11.54)	0:23.30 (0:11.52)	0:11.78 (0:11.78)										
Rank	TAB	Horse/Jockey	Barrier	Top Speed [km/h]	Fastest Section											Margin	Distance Travelled [m]
1	3	BRANDS Warwick Satherley	9	67.3 800m	0:10.99 800m	1:10.62 [1] (0:14.30)	0:56.32 [9] (0:11.01)	0:45.31 [9] (0:10.99)	0:34.32 [9] (0:11.38)	0:22.94 [8] (0:11.47)	0:11.47 [4] (0:11.47)	1:10.62	0:34.32				
2	1	BINGHAMTON Wanderson D'Avila	12	69.1 1000m	0:10.83 1000m	1:10.72 [2] (0:14.09)	0:56.63 [5] (0:10.83)	0:45.80 [6] (0:11.18)	0:34.62 [6] (0:11.39)	0:23.23 [5] (0:11.40)	0:11.83 [2] (0:11.83)	0.56L	0:34.62	+5			
3	7	PRIDE OF THE BIG FISH Pietro Romeo	11	68.1 Overall	0:10.99 1000m	1:10.78 [3] (0:13.86)	0:56.92 [4] (0:10.99)	0:45.93 [5] (0:11.22)	0:34.71 [5] (0:11.25)	0:23.46 [2] (0:11.52)	0:11.94 [1] (0:11.94)	0.9L	0:34.71	+3			
4	13	HOLD MY HALO Scott Sheargold	6	68.1 1000m	0:11.03 1000m	1:10.98 [4] (0:14.44)	0:56.54 [11] (0:11.03)	0:45.51 [11] (0:11.08)	0:34.43 [11] (0:11.39)	0:23.04 [12] (0:11.46)	0:11.58 [8] (0:11.58)	2.08L	0:34.43	-2			
5	9	THE GENERAL TALKS Adam Sewell	5	67.5 800m	0:10.96 800m	1:11.17 [5] (0:14.63)	0:56.54 [12] (0:11.16)	0:45.38 [12] (0:10.96)	0:34.42 [12] (0:11.11)	0:23.31 [11] (0:11.43)	0:11.88 [6] (0:11.88)	3.23L	0:34.42	+2			
6	2	GOODNIGHT ROMEO Graham Kliese	2	67.9 Overall	0:10.97 1000m	1:11.38 [6] (0:13.72)	0:57.66 [1] (0:10.97)	0:46.69 [3] (0:11.21)	0:35.48 [3] (0:11.49)	0:23.99 [4] (0:11.63)	0:12.36 [3] (0:12.36)	4.43L	0:35.48	-3			
7	12	ELIZABETHAN Raul Silvera Olivera	4	67.1 800m	0:10.91 800m	1:11.43 [7] (0:14.79)	0:56.64 [13] (0:11.14)	0:45.50 [13] (0:10.91)	0:34.59 [13] (0:11.25)	0:23.34 [13] (0:11.45)	0:11.89 [12] (0:11.89)	4.72L	0:34.59	-6			
8	11	WHATA BOBBI DAZZLA Isabella Teh	10	68.9 1000m	0:10.80 1000m	1:11.54 [8] (0:14.14)	0:57.40 [6] (0:10.80)	0:46.60 [7] (0:11.22)	0:35.38 [7] (0:11.42)	0:23.96 [7] (0:11.69)	0:12.27 [5] (0:12.27)	5.4L	0:35.38	+1			
9	14	RISING PROPHET Denicious Smith	13	67.9 1000m	0:11.02 800m	1:11.75 [9] (0:14.41)	0:57.34 [10] (0:11.06)	0:46.28 [10] (0:11.02)	0:35.26 [10] (0:11.23)	0:24.03 [10] (0:11.60)	0:12.43 [7] (0:12.43)	6.64L	0:35.26	+4			
10	6	RUN FREDDIE RUN Chelsea Jokic	1	67.1 Overall	0:11.02 800m	1:12.06 [10] (0:14.15)	0:57.91 [7] (0:11.05)	0:46.86 [8] (0:11.02)	0:35.84 [8] (0:11.48)	0:24.36 [9] (0:11.72)	0:12.64 [10] (0:12.64)	8.46L	0:35.84	-7			

Scratched: Not Worth It (#4)

[] Ranking at each section and finish
 -:-:- No data available at this section
 NA No data available

SCN Saddle cloth number
 DNF Did not finish
 DNT Did not track



Townsville QLD Professional

Race 2: TOWNSVILLE AUTOMOTIVE Maiden Handicap - 1200m

13 December 2024 - 11:54



Track Rating: Soft 6, Weather: Overcast, Rail Position: True

Section		Overall	1000m	800m	600m	400m	200m	Last 600m					
Field Times		1:10.62 (0:13.72)	0:56.90 (0:10.91)	0:45.99 (0:11.15)	0:34.84 (0:11.54)	0:23.30 (0:11.52)	0:11.78 (0:11.78)	0:34.84					
Rank	TAB Horse/Jockey	Barrier	Top Speed [km/h]	Fastest Section	Margin							Distance Travelled [m]	
11	10 THE JUDGING SAINT Tasha Chambers	8	68.8 Overall	0:10.82 1000m	1:12.38 [11] (0:13.84)	0:58.54 [3] (0:10.82)	0:47.72 [2] (0:11.15)	0:36.57 [2] (0:11.52)	0:25.05 [3] (0:12.08)	0:12.97 [9] (0:12.97)	10.32L	0:36.57	+1
12	8 TAKE A DIVE Adrian Layt	7	68.1 1000m	0:10.66 1000m	1:12.41 [12] (0:14.18)	0:58.23 [8] (0:10.66)	0:47.57 [4] (0:11.07)	0:36.50 [4] (0:11.60)	0:24.90 [6] (0:12.07)	0:12.83 [13] (0:12.83)	10.53L	0:36.50	-7
13	5 COOL MACAW Nathan Day	3	69.1 1000m	0:10.80 1000m	1:12.63 [13] (0:13.83)	0:58.80 [2] (0:10.80)	0:48.00 [1] (0:11.15)	0:36.85 [1] (0:11.54)	0:25.31 [1] (0:12.20)	0:13.11 [11] (0:13.11)	11.78L	0:36.85	-3

Scratched: Not Worth It (#4)



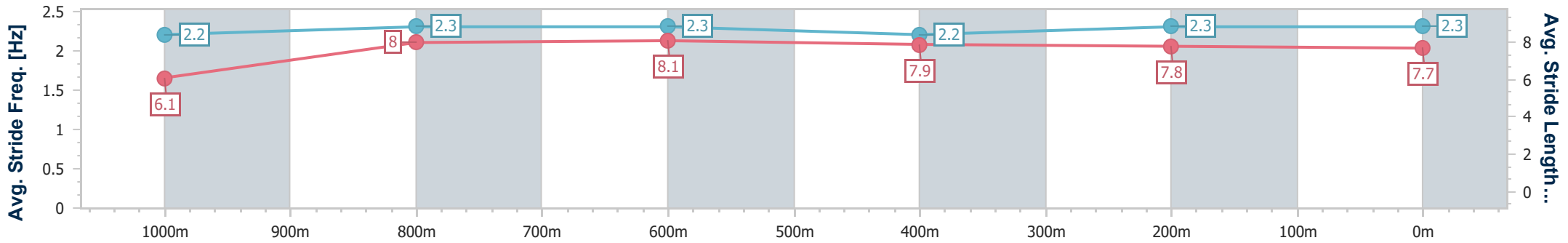
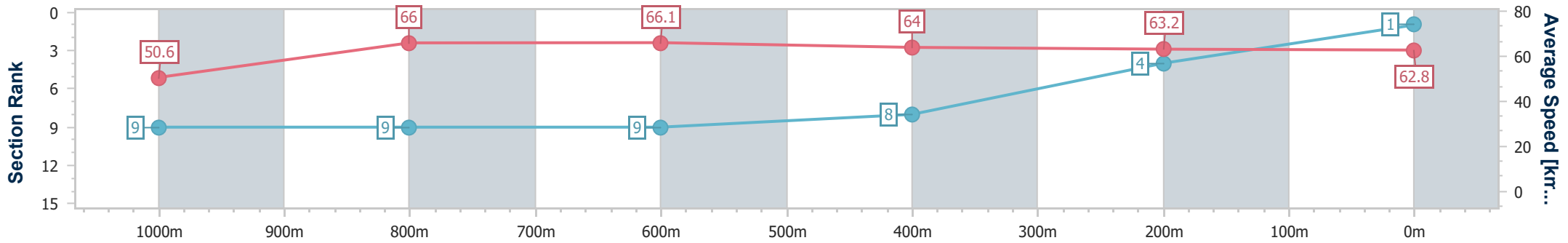
Horse/Jockey Name	Brands
Final Rank	1
Fastest Section Time (Section)	0:10.99 (800m)
Top Speed [km/h] (Section)	67.3 (800m)
Race State	Finished



Townsville QLD Professional
 Race 2: TOWNSVILLE AUTOMOTIVE Maiden Handicap - 1200m
 13 December 2024 - 11:54
 Track Rating: Soft 6, Weather: Overcast, Rail Position: True



Section	Overall	1000m	800m	600m	400m	200m
Section Times	1:10.62 [1] (0:14.30)	0:56.32 [9] (0:11.01)	0:45.31 [9] (0:10.99)	0:34.32 [9] (0:11.38)	0:22.94 [8] (0:11.47)	0:11.47 [4]
Average Speed [km/h]	50.6	66.0	66.1	64.0	63.2	62.8
Top Speed [km/h]	66.9	67.2	67.3	64.6	63.9	63.7
Avg. Dist. to Rail [m]	8.5	2.1	1.9	2.3	5.0	4.6
Avg. Stride Freq. [Hz]	2.2	2.3	2.3	2.2	2.3	2.3
Avg. Stride Length [m]	6.1	8.0	8.1	7.9	7.8	7.7



- [] Ranking at each section and finish
- .-.- No data available at this section
- NA No data available



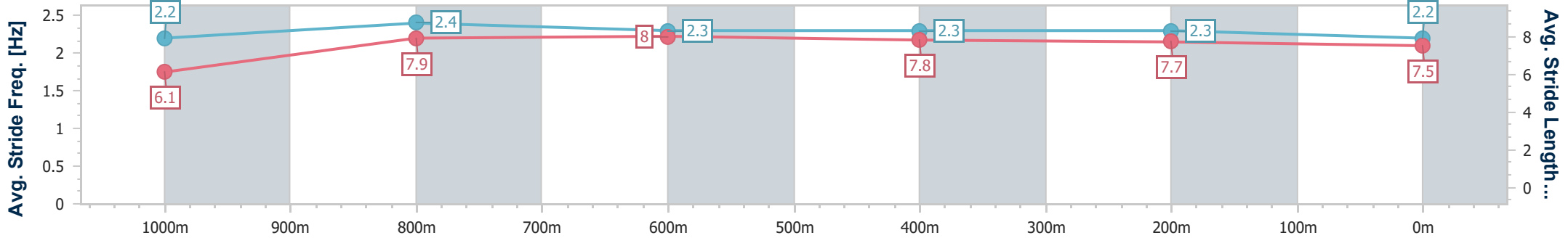
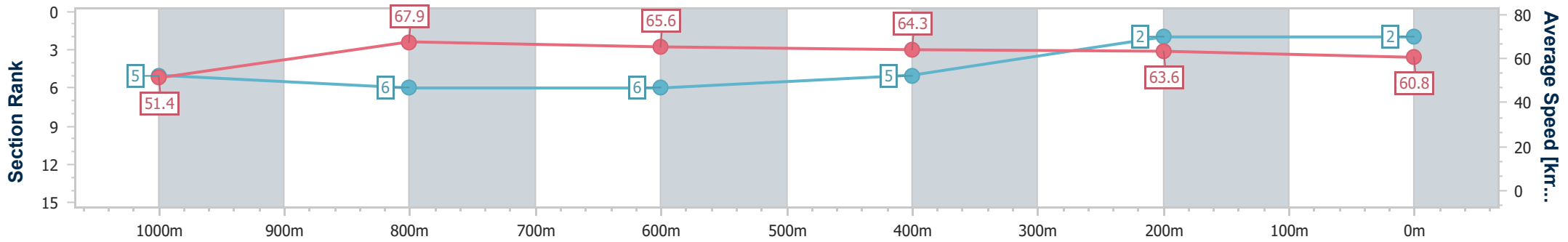
Horse/Jockey Name	Binghamton
Final Rank	2
Fastest Section Time (Section)	0:10.83 (1000m)
Top Speed [km/h] (Section)	69.1 (1000m)
Race State	Finished



Townsville QLD Professional
 Race 2: TOWNSVILLE AUTOMOTIVE Maiden Handicap - 1200m
 13 December 2024 - 11:54
 Track Rating: Soft 6, Weather: Overcast, Rail Position: True



Section	Overall	1000m	800m	600m	400m	200m
Section Times	1:10.72 [2] (0:14.09)	0:56.63 [5] (0:10.83)	0:45.80 [6] (0:11.18)	0:34.62 [6] (0:11.39)	0:23.23 [5] (0:11.40)	0:11.83 [2] (0:11.83)
Average Speed [km/h]	51.4	67.9	65.6	64.3	63.6	60.8
Top Speed [km/h]	68.4	69.1	66.9	65.0	64.4	62.9
Avg. Dist. to Rail [m]	10.7	4.4	3.8	3.5	4.4	2.7
Avg. Stride Freq. [Hz]	2.2	2.4	2.3	2.3	2.3	2.2
Avg. Stride Length [m]	6.1	7.9	8.0	7.8	7.7	7.5



- [] Ranking at each section and finish
- .-.- No data available at this section
- NA No data available



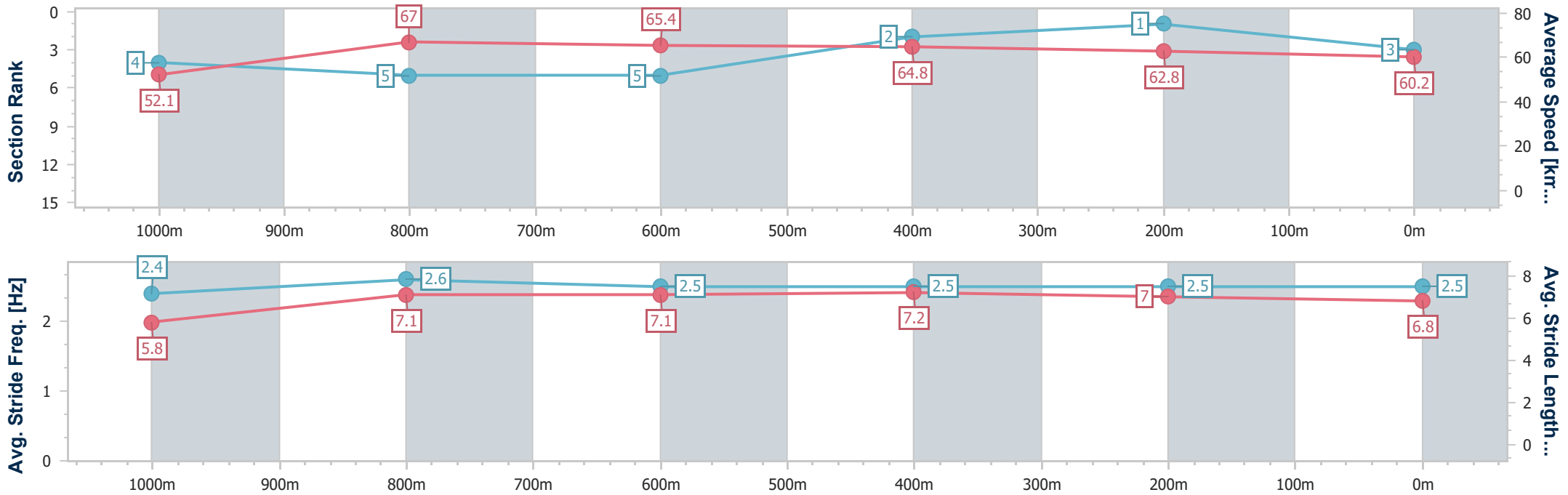
Horse/Jockey Name	Prideofthebigfish
Final Rank	3
Fastest Section Time (Section)	0:10.99 (1000m)
Top Speed [km/h] (Section)	68.1 (Overall)
Race State	Finished



Townsville QLD Professional
 Race 2: TOWNSVILLE AUTOMOTIVE Maiden Handicap - 1200m
 13 December 2024 - 11:54
 Track Rating: Soft 6, Weather: Overcast, Rail Position: True



Section	Overall	1000m	800m	600m	400m	200m
Section Times	1:10.78 [3] (0:13.86)	0:56.92 [4] (0:10.99)	0:45.93 [5] (0:11.22)	0:34.71 [5] (0:11.25)	0:23.46 [2] (0:11.52)	0:11.94 [1] (0:11.94)
Average Speed [km/h]	52.1	67.0	65.4	64.8	62.8	60.2
Top Speed [km/h]	68.1	68.1	67.6	67.2	63.9	62.1
Avg. Dist. to Rail [m]	9.6	4.5	4.2	2.5	3.0	2.6
Avg. Stride Freq. [Hz]	2.4	2.6	2.5	2.5	2.5	2.5
Avg. Stride Length [m]	5.8	7.1	7.1	7.2	7.0	6.8



- [] Ranking at each section and finish
- .-.- No data available at this section
- NA No data available



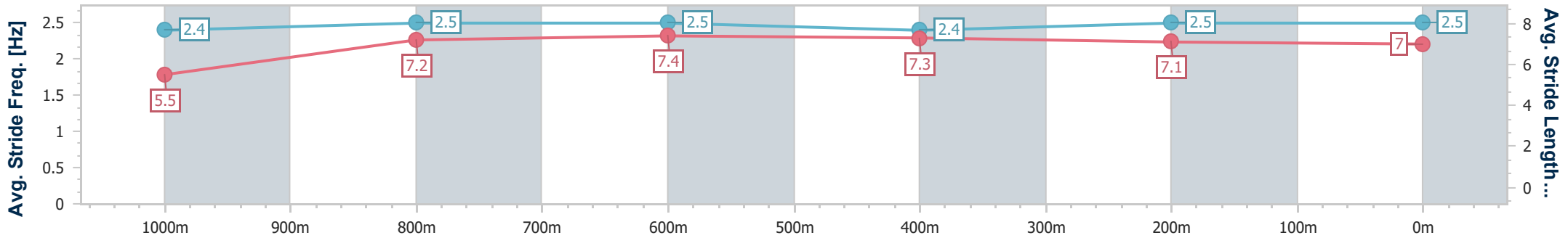
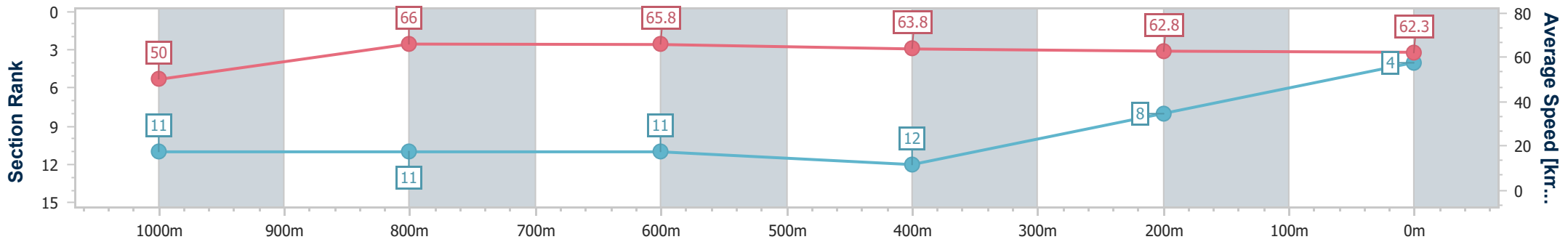
Horse/Jockey Name	Hold My Halo
Final Rank	4
Fastest Section Time (Section)	0:11.03 (1000m)
Top Speed [km/h] (Section)	68.1 (1000m)
Race State	Finished



Townsville QLD Professional
 Race 2: TOWNSVILLE AUTOMOTIVE Maiden Handicap - 1200m
 13 December 2024 - 11:54
 Track Rating: Soft 6, Weather: Overcast, Rail Position: True



Section	Overall	1000m	800m	600m	400m	200m
Section Times	1:10.98 [4] (0:14.44)	0:56.54 [11] (0:11.03)	0:45.51 [11] (0:11.08)	0:34.43 [11] (0:11.39)	0:23.04 [12] (0:11.46)	0:11.58 [8]
Average Speed [km/h]	50.0	66.0	65.8	63.8	62.8	62.3
Top Speed [km/h]	64.8	68.1	67.4	65.1	63.9	62.6
Avg. Dist. to Rail [m]	6.6	1.9	3.2	1.5	1.3	2.3
Avg. Stride Freq. [Hz]	2.4	2.5	2.5	2.4	2.5	2.5
Avg. Stride Length [m]	5.5	7.2	7.4	7.3	7.1	7.0



- [] Ranking at each section and finish
- .-.- No data available at this section
- NA No data available



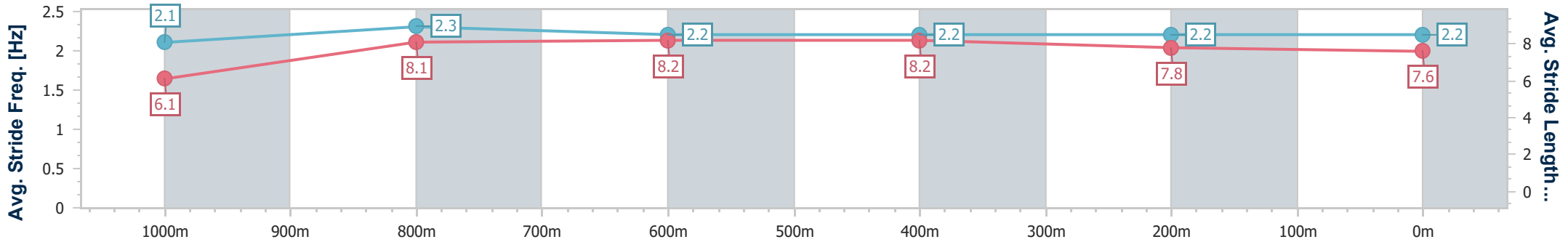
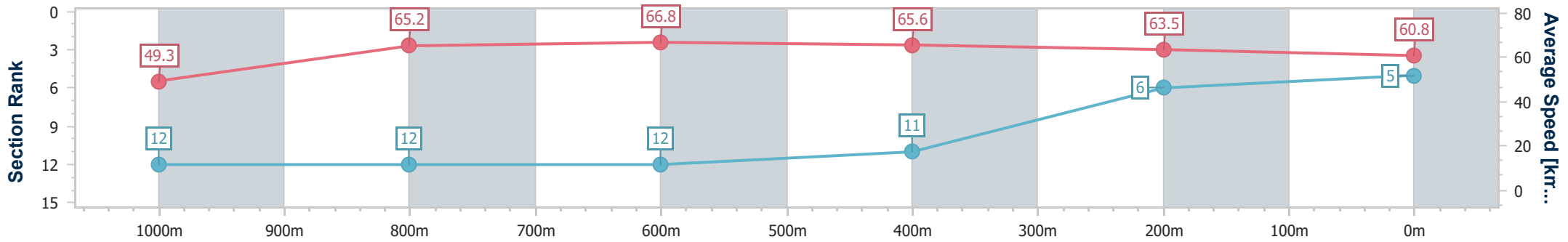
Horse/Jockey Name	The General Talks
Final Rank	5
Fastest Section Time (Section)	0:10.96 (800m)
Top Speed [km/h] (Section)	67.5 (800m)
Race State	Finished



Townsville QLD Professional
 Race 2: TOWNSVILLE AUTOMOTIVE Maiden Handicap - 1200m
 13 December 2024 - 11:54
 Track Rating: Soft 6, Weather: Overcast, Rail Position: True



Section	Overall	1000m	800m	600m	400m	200m
Section Times	1:11.17 [5] (0:14.63)	0:56.54 [12] (0:11.16)	0:45.38 [12] (0:10.96)	0:34.42 [12] (0:11.11)	0:23.31 [11] (0:11.43)	0:11.88 [6] (0:11.88)
Average Speed [km/h]	49.3	65.2	66.8	65.6	63.5	60.8
Top Speed [km/h]	64.6	67.2	67.5	66.1	64.7	62.3
Avg. Dist. to Rail [m]	4.9	2.6	3.4	2.6	6.7	7.6
Avg. Stride Freq. [Hz]	2.1	2.3	2.2	2.2	2.2	2.2
Avg. Stride Length [m]	6.1	8.1	8.2	8.2	7.8	7.6



- [] Ranking at each section and finish
- .-.- No data available at this section
- NA No data available



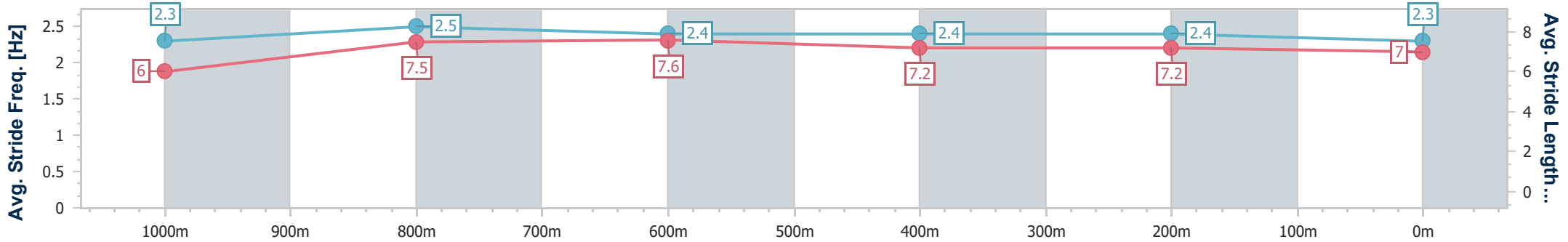
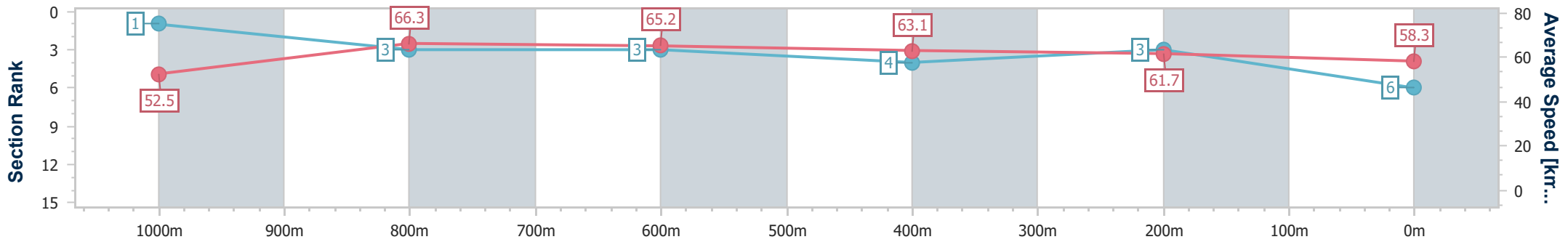
Horse/Jockey Name	Goodnight Romeo
Final Rank	6
Fastest Section Time (Section)	0:10.97 (1000m)
Top Speed [km/h] (Section)	67.9 (Overall)
Race State	Finished



Townsville QLD Professional
 Race 2: TOWNSVILLE AUTOMOTIVE Maiden Handicap - 1200m
 13 December 2024 - 11:54
 Track Rating: Soft 6, Weather: Overcast, Rail Position: True



Section	Overall	1000m	800m	600m	400m	200m
Section Times	1:11.38 [6] (0:13.72)	0:57.66 [1] (0:10.97)	0:46.69 [3] (0:11.21)	0:35.48 [3] (0:11.49)	0:23.99 [4] (0:11.63)	0:12.36 [3] (0:12.36)
Average Speed [km/h]	52.5	66.3	65.2	63.1	61.7	58.3
Top Speed [km/h]	67.9	67.2	66.8	64.4	63.1	61.3
Avg. Dist. to Rail [m]	2.8	2.1	3.1	1.4	0.9	0.2
Avg. Stride Freq. [Hz]	2.3	2.5	2.4	2.4	2.4	2.3
Avg. Stride Length [m]	6.0	7.5	7.6	7.2	7.2	7.0



- [] Ranking at each section and finish
- .-.- No data available at this section
- NA No data available



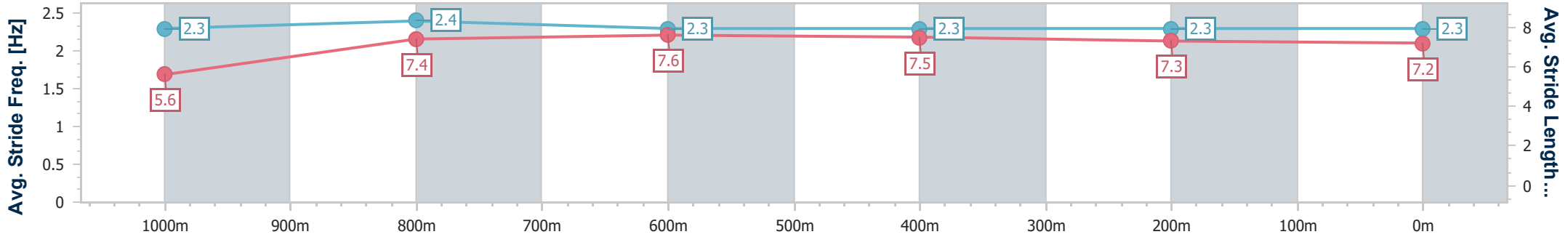
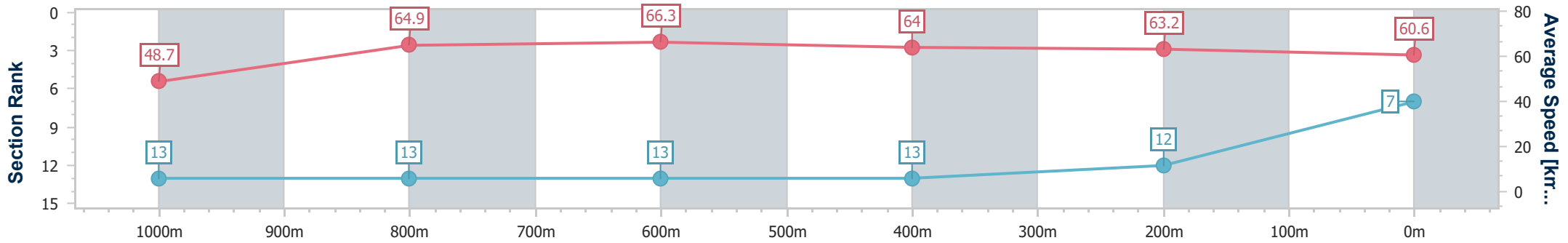
Horse/Jockey Name	Elizabethan
Final Rank	7
Fastest Section Time (Section)	0:10.91 (800m)
Top Speed [km/h] (Section)	67.1 (800m)
Race State	Finished



Townsville QLD Professional
 Race 2: TOWNSVILLE AUTOMOTIVE Maiden Handicap - 1200m
 13 December 2024 - 11:54
 Track Rating: Soft 6, Weather: Overcast, Rail Position: True



Section	Overall	1000m	800m	600m	400m	200m
Section Times	1:11.43 [7] (0:14.79)	0:56.64 [13] (0:11.14)	0:45.50 [13] (0:10.91)	0:34.59 [13] (0:11.25)	0:23.34 [13] (0:11.45)	0:11.89 [12] (0:11.89)
Average Speed [km/h]	48.7	64.9	66.3	64.0	63.2	60.6
Top Speed [km/h]	64.5	66.1	67.1	65.3	65.0	62.7
Avg. Dist. to Rail [m]	4.2	0.9	0.5	0.4	3.8	7.2
Avg. Stride Freq. [Hz]	2.3	2.4	2.3	2.3	2.3	2.3
Avg. Stride Length [m]	5.6	7.4	7.6	7.5	7.3	7.2



- [] Ranking at each section and finish
- .-.- No data available at this section
- NA No data available



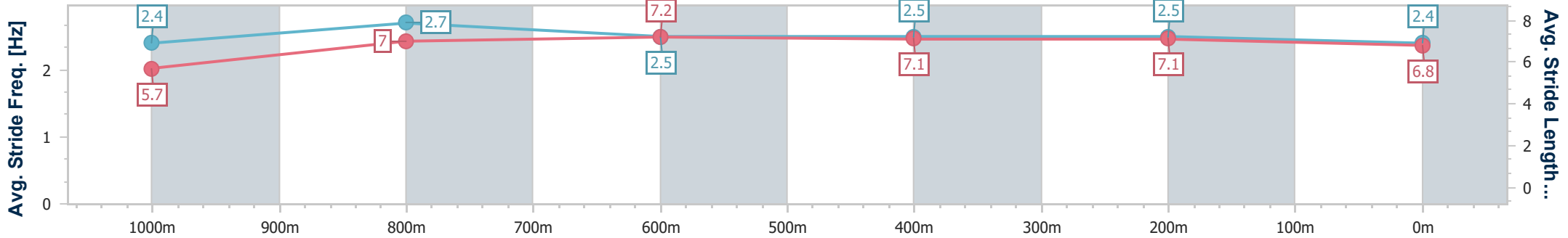
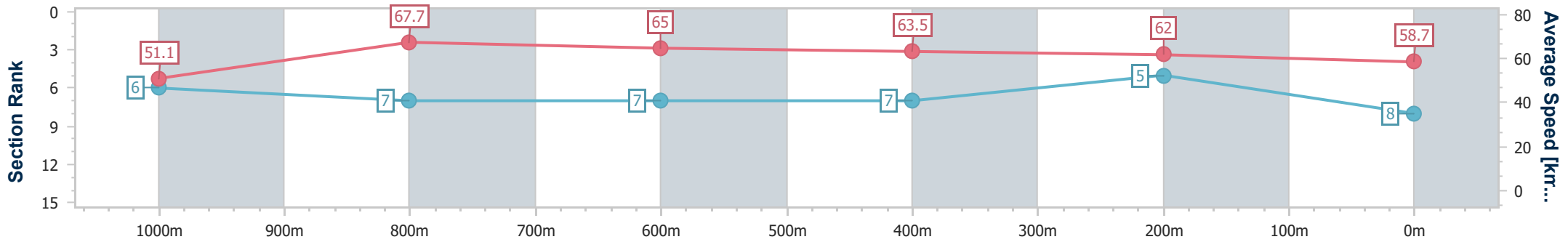
Horse/Jockey Name	Whata Bobbi Dazzla
Final Rank	8
Fastest Section Time (Section)	0:10.80 (1000m)
Top Speed [km/h] (Section)	68.9 (1000m)
Race State	Finished



Townsville QLD Professional
 Race 2: TOWNSVILLE AUTOMOTIVE Maiden Handicap - 1200m
 13 December 2024 - 11:54
 Track Rating: Soft 6, Weather: Overcast, Rail Position: True



Section	Overall	1000m	800m	600m	400m	200m
Section Times	1:11.54 [8] (0:14.14)	0:57.40 [6] (0:10.80)	0:46.60 [7] (0:11.22)	0:35.38 [7] (0:11.42)	0:23.96 [7] (0:11.69)	0:12.27 [5] (0:12.27)
Average Speed [km/h]	51.1	67.7	65.0	63.5	62.0	58.7
Top Speed [km/h]	66.8	68.9	67.1	64.4	62.9	61.0
Avg. Dist. to Rail [m]	9.0	3.3	2.8	1.9	3.0	2.4
Avg. Stride Freq. [Hz]	2.4	2.7	2.5	2.5	2.5	2.4
Avg. Stride Length [m]	5.7	7.0	7.2	7.1	7.1	6.8



- [] Ranking at each section and finish
- .-.- No data available at this section
- NA No data available



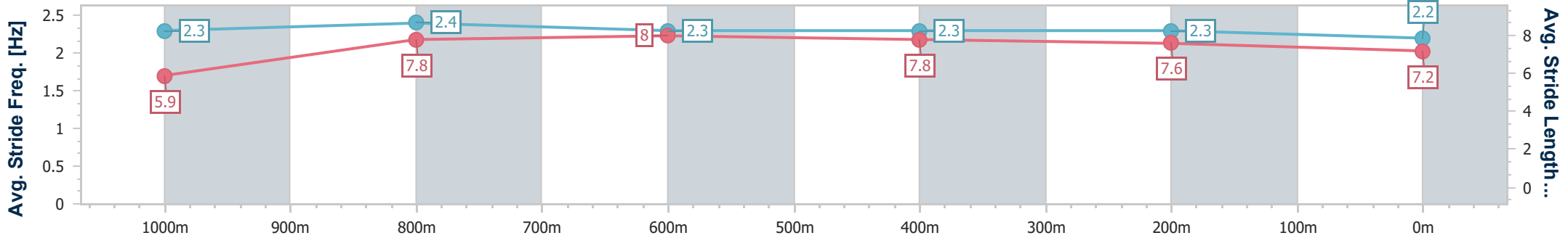
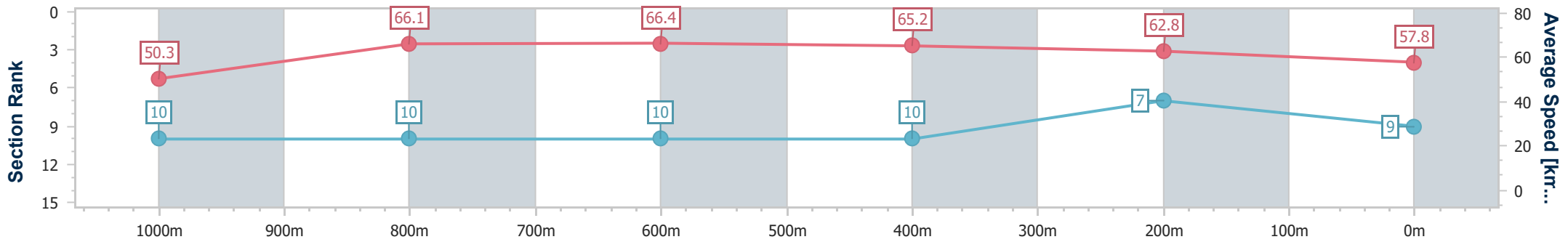
Horse/Jockey Name	Rising Prophet
Final Rank	9
Fastest Section Time (Section)	0:11.02 (800m)
Top Speed [km/h] (Section)	67.9 (1000m)
Race State	Finished



Townsville QLD Professional
 Race 2: TOWNSVILLE AUTOMOTIVE Maiden Handicap - 1200m
 13 December 2024 - 11:54
 Track Rating: Soft 6, Weather: Overcast, Rail Position: True



Section	Overall	1000m	800m	600m	400m	200m
Section Times	1:11.75 [9] (0:14.41)	0:57.34 [10] (0:11.06)	0:46.28 [10] (0:11.02)	0:35.26 [10] (0:11.23)	0:24.03 [10] (0:11.60)	0:12.43 [7] (0:12.43)
Average Speed [km/h]	50.3	66.1	66.4	65.2	62.8	57.8
Top Speed [km/h]	64.7	67.9	67.6	67.4	63.9	61.3
Avg. Dist. to Rail [m]	11.9	3.2	3.5	3.8	4.6	5.1
Avg. Stride Freq. [Hz]	2.3	2.4	2.3	2.3	2.3	2.2
Avg. Stride Length [m]	5.9	7.8	8.0	7.8	7.6	7.2



- [] Ranking at each section and finish
- .-.- No data available at this section
- NA No data available



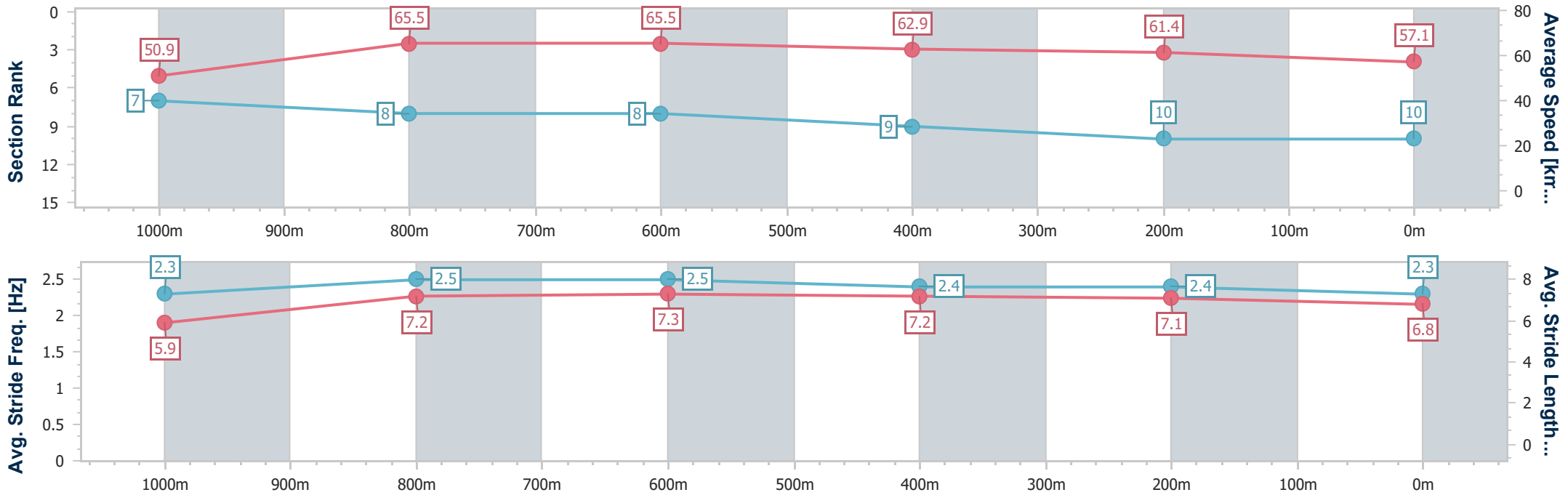
Horse/Jockey Name	Run Freddie Run
Final Rank	10
Fastest Section Time (Section)	0:11.02 (800m)
Top Speed [km/h] (Section)	67.1 (Overall)
Race State	Finished



Townsville QLD Professional
 Race 2: TOWNSVILLE AUTOMOTIVE Maiden Handicap - 1200m
 13 December 2024 - 11:54
 Track Rating: Soft 6, Weather: Overcast, Rail Position: True



Section	Overall	1000m	800m	600m	400m	200m
Section Times	1:12.06 [10] (0:14.15)	0:57.91 [7] (0:11.05)	0:46.86 [8] (0:11.02)	0:35.84 [8] (0:11.48)	0:24.36 [9] (0:11.72)	0:12.64 [10] (0:12.64)
Average Speed [km/h]	50.9	65.5	65.5	62.9	61.4	57.1
Top Speed [km/h]	67.1	66.9	66.0	64.2	63.6	60.9
Avg. Dist. to Rail [m]	2.3	1.0	0.6	0.5	2.7	4.1
Avg. Stride Freq. [Hz]	2.3	2.5	2.5	2.4	2.4	2.3
Avg. Stride Length [m]	5.9	7.2	7.3	7.2	7.1	6.8



- [] Ranking at each section and finish
- .-.- No data available at this section
- NA No data available



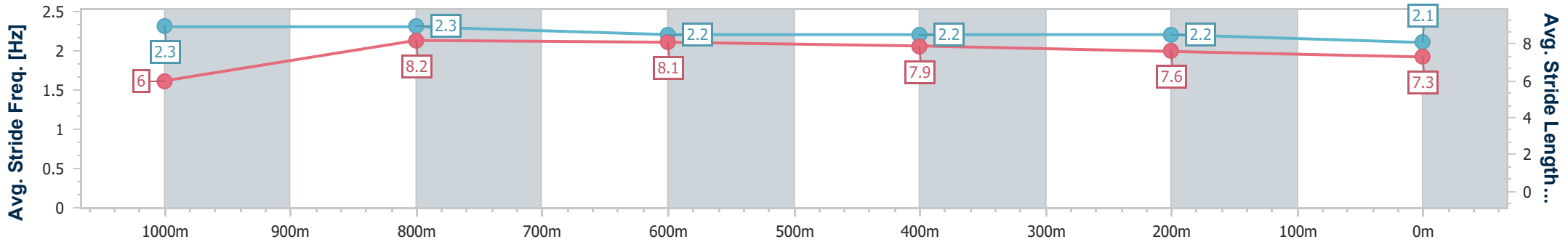
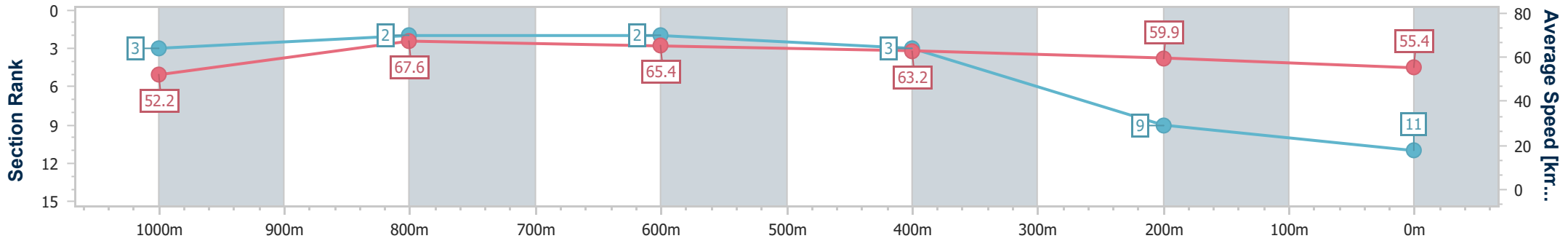
Horse/Jockey Name	The Judging Saint
Final Rank	11
Fastest Section Time (Section)	0:10.82 (1000m)
Top Speed [km/h] (Section)	68.8 (Overall)
Race State	Finished



Townsville QLD Professional
 Race 2: TOWNSVILLE AUTOMOTIVE Maiden Handicap - 1200m
 13 December 2024 - 11:54
 Track Rating: Soft 6, Weather: Overcast, Rail Position: True



Section	Overall	1000m	800m	600m	400m	200m
Section Times	1:12.38 [11] (0:13.84)	0:58.54 [3] (0:10.82)	0:47.72 [2] (0:11.15)	0:36.57 [2] (0:11.52)	0:25.05 [3] (0:12.08)	0:12.97 [9] (0:12.97)
Average Speed [km/h]	52.2	67.6	65.4	63.2	59.9	55.4
Top Speed [km/h]	68.8	68.0	66.9	65.4	61.7	58.1
Avg. Dist. to Rail [m]	7.7	3.0	2.7	2.6	2.8	4.2
Avg. Stride Freq. [Hz]	2.3	2.3	2.2	2.2	2.2	2.1
Avg. Stride Length [m]	6.0	8.2	8.1	7.9	7.6	7.3



- [] Ranking at each section and finish
- .-.- No data available at this section
- NA No data available



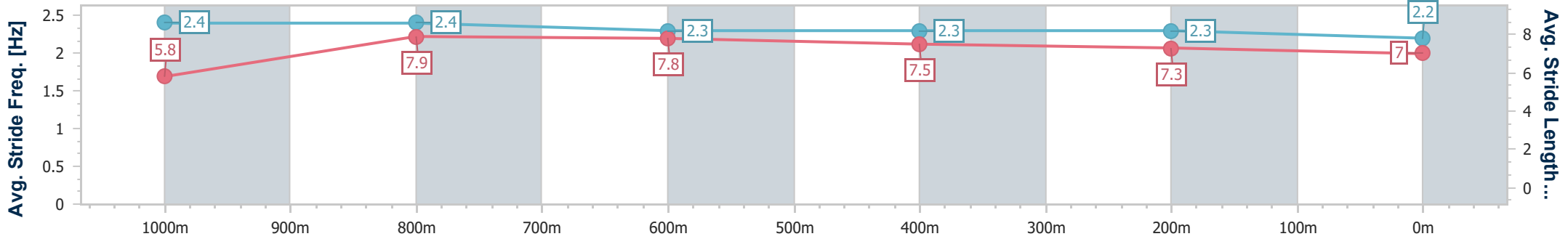
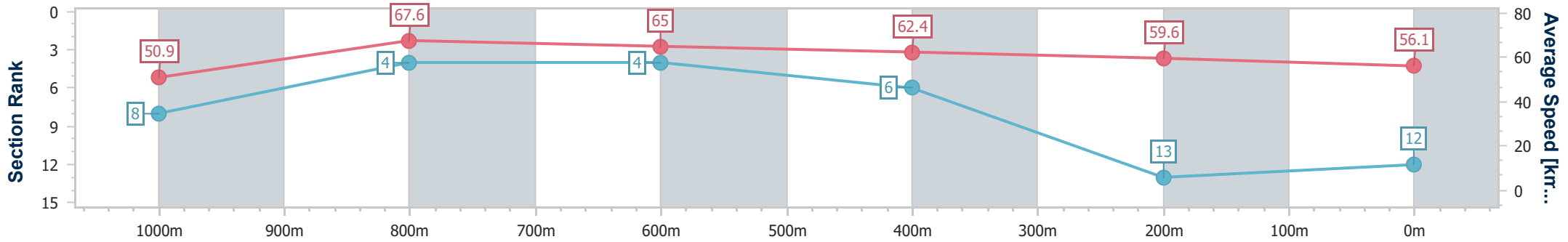
Horse/Jockey Name	Take A Dive
Final Rank	12
Fastest Section Time (Section)	0:10.66 (1000m)
Top Speed [km/h] (Section)	68.1 (1000m)
Race State	Finished



Townsville QLD Professional
 Race 2: TOWNSVILLE AUTOMOTIVE Maiden Handicap - 1200m
 13 December 2024 - 11:54
 Track Rating: Soft 6, Weather: Overcast, Rail Position: True



Section	Overall	1000m	800m	600m	400m	200m
Section Times	1:12.41 [12] (0:14.18)	0:58.23 [8] (0:10.66)	0:47.57 [4] (0:11.07)	0:36.50 [4] (0:11.60)	0:24.90 [6] (0:12.07)	0:12.83 [13] (0:12.83)
Average Speed [km/h]	50.9	67.6	65.0	62.4	59.6	56.1
Top Speed [km/h]	68.1	68.1	66.9	62.9	61.5	58.1
Avg. Dist. to Rail [m]	7.6	0.4	0.3	1.0	0.4	1.1
Avg. Stride Freq. [Hz]	2.4	2.4	2.3	2.3	2.3	2.2
Avg. Stride Length [m]	5.8	7.9	7.8	7.5	7.3	7.0



- [] Ranking at each section and finish
- .-.- No data available at this section
- NA No data available



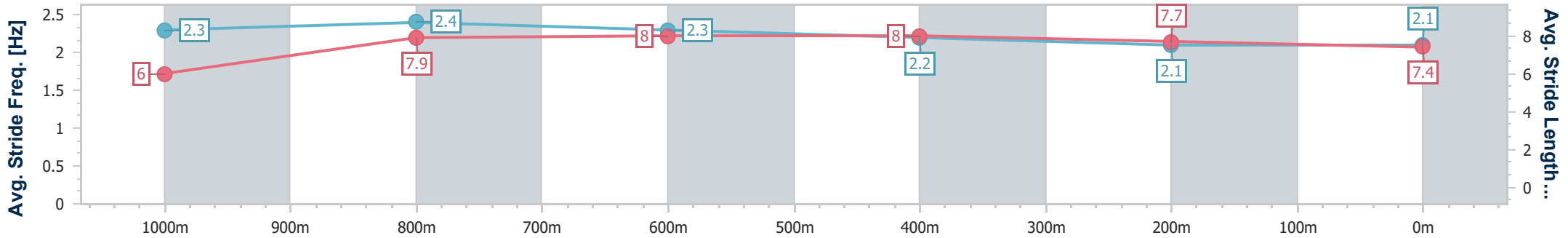
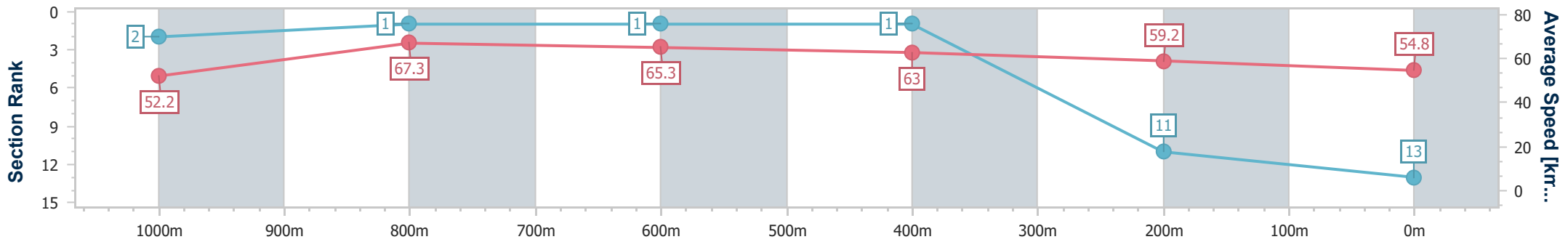
Horse/Jockey Name	Cool Macaw
Final Rank	13
Fastest Section Time (Section)	0:10.80 (1000m)
Top Speed [km/h] (Section)	69.1 (1000m)
Race State	Finished



Townsville QLD Professional
 Race 2: TOWNSVILLE AUTOMOTIVE Maiden Handicap - 1200m
 13 December 2024 - 11:54
 Track Rating: Soft 6, Weather: Overcast, Rail Position: True



Section	Overall	1000m	800m	600m	400m	200m
Section Times	1:12.63 [13] (0:13.83)	0:58.80 [2] (0:10.80)	0:48.00 [1] (0:11.15)	0:36.85 [1] (0:11.54)	0:25.31 [1] (0:12.20)	0:13.11 [11] (0:13.11)
Average Speed [km/h]	52.2	67.3	65.3	63.0	59.2	54.8
Top Speed [km/h]	68.7	69.1	66.2	64.8	61.3	57.4
Avg. Dist. to Rail [m]	4.6	1.9	2.6	1.7	1.3	2.2
Avg. Stride Freq. [Hz]	2.3	2.4	2.3	2.2	2.1	2.1
Avg. Stride Length [m]	6.0	7.9	8.0	8.0	7.7	7.4



- [] Ranking at each section and finish
- .-.- No data available at this section
- NA No data available