



Sunshine Coast QLD Professional
Race 4: KILCOY GLOBAL FOODS RATINGS BAND 0 - 58 Handicap - 1400m
13 December 2024 - 19:39



Track Rating: Soft 6, Weather: Overcast, Rail Position: +9m Entire

Section		Overall	1200m	1000m	800m	600m	400m	Last 600m				
Field Times		1:25.36 (0:13.90)	1:11.46 (0:11.56)	0:59.90 (0:12.13)	0:47.77 (0:12.25)	0:35.52 (0:11.90)	0:23.62 (0:11.54)	0:35.52				
Rank	TAB Horse/Jockey	Barrier	Top Speed [km/h]	Fastest Section					Distance Travelled [m]			
1	1 CLIPPER SHIP Justin Huxtable	6	64.8 400m	0:11.40 400m	1:25.36 [1] (0:14.09)	1:11.27 [4] (0:11.73)	0:59.54 [5] (0:12.17)	0:47.37 [5] (0:12.14)	0:35.23 [4] (0:11.92)	0:23.31 [4] (0:11.40)	0:35.23	
2	10 YEAH COPY Cejay Graham	11	63.9 Overall	0:11.53 400m	1:25.38 [2] (0:13.90)	1:11.48 [1] (0:11.69)	0:59.79 [2] (0:12.14)	0:47.65 [2] (0:12.14)	0:35.51 [2] (0:11.94)	0:23.57 [2] (0:11.53)	0:35.51	+1
3	7 SCRIBBLE Nikita Beriman	5	64.8 1200m	0:11.53 1200m	1:25.40 [3] (0:13.93)	1:11.47 [2] (0:11.53)	0:59.94 [1] (0:12.13)	0:47.81 [1] (0:12.25)	0:35.56 [1] (0:11.90)	0:23.66 [1] (0:11.54)	0:35.56	-1
4	5 BAVARIAN LADY Justin Stanley	1	70.7 Overall	0:11.55 400m	1:25.69 [4] (0:14.11)	1:11.58 [5] (0:11.61)	0:59.97 [3] (0:12.11)	0:47.86 [3] (0:12.21)	0:35.65 [3] (0:11.96)	0:23.69 [3] (0:11.55)	0:35.65	-1
5	6 BLUEPRINT Luke Tarrant	3	65.6 1200m	0:11.48 400m	1:25.86 [5] (0:14.61)	1:11.25 [10] (0:11.79)	0:59.46 [10] (0:12.17)	0:47.29 [10] (0:12.05)	0:35.24 [9] (0:11.91)	0:23.33 [11] (0:11.48)	0:35.24	-1
6	9 PRETTY LITTLE LASS Kyle Wilson-Taylor	8	64.2 400m	0:11.48 400m	1:25.93 [6] (0:14.38)	1:11.55 [8] (0:11.80)	0:59.75 [8] (0:12.13)	0:47.62 [8] (0:12.17)	0:35.45 [8] (0:11.81)	0:23.64 [7] (0:11.48)	0:35.45	-2
7	3 ATLANTIC ROYAL Mark Du Plessis	12	65.1 1200m	0:11.41 400m	1:25.99 [7] (0:14.69)	1:11.30 [11] (0:11.68)	0:59.62 [9] (0:12.09)	0:47.53 [9] (0:12.18)	0:35.35 [10] (0:11.80)	0:23.55 [9] (0:11.41)	0:35.35	+4
8	11 EL KABONG Jason Taylor	4	64.5 400m	0:11.36 400m	1:26.22 [8] (0:14.97)	1:11.25 [12] (0:11.73)	0:59.52 [12] (0:12.10)	0:47.42 [12] (0:12.10)	0:35.32 [12] (0:11.62)	0:23.70 [10] (0:11.36)	0:35.32	-2
9	12 CLAUDIUS Georgina Cartwright	2	63.4 Overall	0:11.71 400m	1:26.24 [9] (0:14.29)	1:11.95 [7] (0:11.75)	1:00.20 [7] (0:12.05)	0:48.15 [6] (0:12.25)	0:35.90 [7] (0:11.99)	0:23.91 [8] (0:11.71)	0:35.90	+1
10	4 ABOVE THE SKY Jace McMurray	9	63.2 400m	0:11.58 400m	1:26.52 [10] (0:14.56)	1:11.96 [9] (0:11.90)	1:00.06 [11] (0:12.16)	0:47.90 [11] (0:12.18)	0:35.72 [11] (0:11.91)	0:23.81 [12] (0:11.58)	0:35.72	+6

[] Ranking at each section and finish
 -:-:- No data available at this section
 NA No data available

SCN Saddle cloth number
 DNF Did not finish
 DNT Did not track



Sunshine Coast QLD Professional
Race 4: KILCOY GLOBAL FOODS RATINGS BAND 0 - 58 Handicap - 1400m
13 December 2024 - 19:39



Track Rating: Soft 6, Weather: Overcast, Rail Position: +9m Entire

Section		Overall	1200m	1000m	800m	600m	400m	Last 600m				
Field Times		1:25.36 (0:13.90)	1:11.46 (0:11.56)	0:59.90 (0:12.13)	0:47.77 (0:12.25)	0:35.52 (0:11.90)	0:23.62 (0:11.54)	0:35.52				
Rank	TAB Horse/Jockey	Barrier	Top Speed [km/h]	Fastest Section					Distance Travelled [m]			
11	2 JUNGLE FEVER Corey Sutherland	7	64.1	0:11.69	1:26.60 [11] (0:14.00)	1:12.60 [3] (0:11.79)	1:00.81 [4] (0:12.13)	0:48.68 [4] (0:12.23)	0:36.45 [5] (0:11.91)	0:24.54 [5] (0:11.69)	0:36.45	+4
12	8 BLERIOT Damien Boutet	10	64.2	0:11.75	1:26.88 [12] (0:14.23)	1:12.65 [6] (0:11.78)	1:00.87 [6] (0:12.10)	0:48.77 [7] (0:12.17)	0:36.60 [6] (0:11.88)	0:24.72 [6] (0:11.75)	0:36.60	-2

[] Ranking at each section and finish
 -:-:-:- No data available at this section
 NA No data available

SCN Saddle cloth number
 DNF Did not finish
 DNT Did not track



Sunshine Coast QLD Professional
Race 4: KILCOY GLOBAL FOODS RATINGS BAND 0 - 58 Handicap - 1400m
13 December 2024 - 19:39



Track Rating: Soft 6, Weather: Overcast, Rail Position: +9m Entire

Section				200m				Last 600m	
Field Times				0:12.08 (0:12.08)				0:35.52	
Rank	TAB	Horse/Jockey	Barrier	Top Speed [km/h]	Fastest Section	Margin			Distance Travelled [m]
1	1	CLIPPER SHIP Justin Huxtable	6	64.8 400m	0:11.40 400m	0:11.91 [3] (0:11.91)	1:25.36		0:35.23
2	10	YEAH COPY Cejay Graham	11	63.9 Overall	0:11.53 400m	0:12.04 [2] (0:12.04)	0.1L		0:35.51 +1
3	7	SCRIBBLE Nikita Beriman	5	64.8 1200m	0:11.53 1200m	0:12.12 [1] (0:12.12)	0.2L		0:35.56 -1
4	5	BAVARIAN LADY Justin Stanley	1	70.7 Overall	0:11.55 400m	0:12.14 [4] (0:12.14)	1.7L		0:35.65 -1
5	6	BLUEPRINT Luke Tarrant	3	65.6 1200m	0:11.48 400m	0:11.85 [10] (0:11.85)	2.7L		0:35.24 -1
6	9	PRETTY LITTLE LASS Kyle Wilson-Taylor	8	64.2 400m	0:11.48 400m	0:12.16 [6] (0:12.16)	3L		0:35.45 -2
7	3	ATLANTIC ROYAL Mark Du Plessis	12	65.1 1200m	0:11.41 400m	0:12.14 [7] (0:12.14)	3.2L		0:35.35 +4
8	11	EL KABONG Jason Taylor	4	64.5 400m	0:11.36 400m	0:12.34 [8] (0:12.34)	4.5L		0:35.32 -2
9	12	CLAUDIUS Georgina Cartwright	2	63.4 Overall	0:11.71 400m	0:12.20 [11] (0:12.20)	4.6L		0:35.90 +1
10	4	ABOVE THE SKY Jace McMurray	9	63.2 400m	0:11.58 400m	0:12.23 [12] (0:12.23)	6.1L		0:35.72 +6

[] Ranking at each section and finish
 -:-:- No data available at this section
 NA No data available

SCN Saddle cloth number
 DNF Did not finish
 DNT Did not track



Sunshine Coast QLD Professional
Race 4: KILCOY GLOBAL FOODS RATINGS BAND 0 - 58 Handicap - 1400m
13 December 2024 - 19:39



Track Rating: Soft 6, Weather: Overcast, Rail Position: +9m Entire

Section				200m				Last 600m		
Field Times				0:12.08 (0:12.08)				0:35.52		
Rank	TAB	Horse/Jockey	Barrier	Top Speed [km/h]	Fastest Section	Margin			Distance Travelled [m]	
11	2	JUNGLE FEVER	7	64.1	0:11.69	0:12.85 [5]	6.5L		0:36.45	+4
		Corey Sutherland		Overall	400m	(0:12.85)				
12	8	BLERIOT	10	64.2	0:11.75	0:12.97 [9]	8L		0:36.60	-2
		Damien Boutet		1200m	400m	(0:12.97)				



Horse/Jockey Name	Clipper Ship
Final Rank	1
Fastest Section Time (Section)	0:11.40 (400m)
Top Speed [km/h] (Section)	64.8 (400m)
Race State	Finished



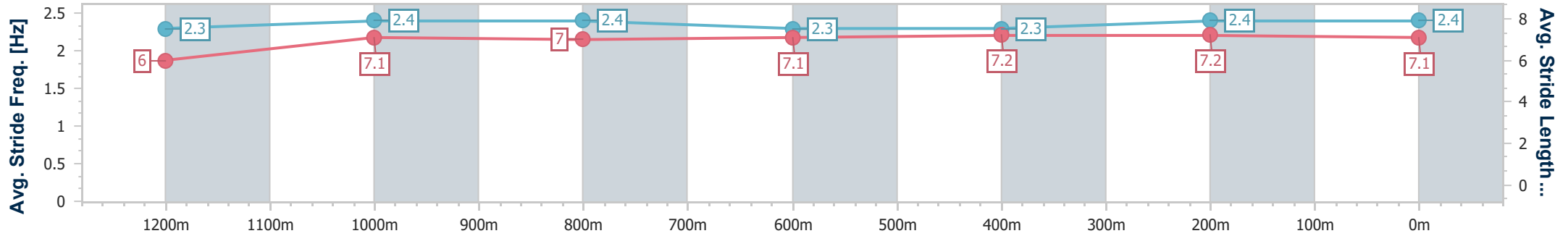
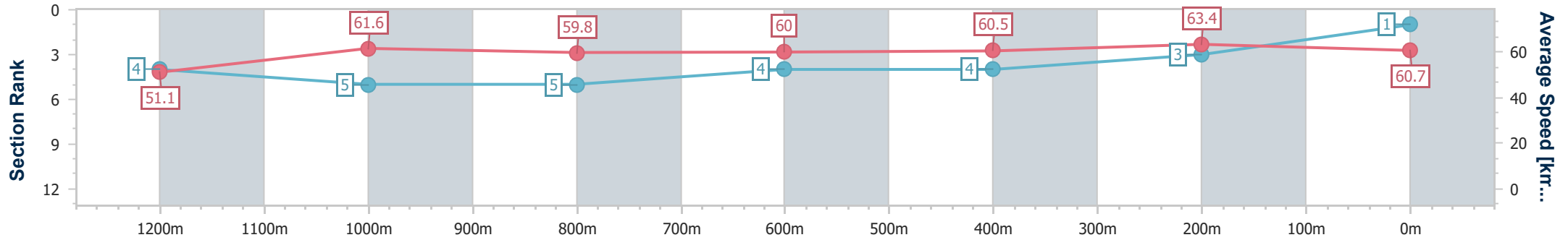
Sunshine Coast QLD Professional
 Race 4: KILCOY GLOBAL FOODS RATINGS BAND 0 - 58
 Handicap - 1400m



13 December 2024 - 19:39

Track Rating: Soft 6, Weather: Overcast, Rail Position: +9m Entire

Section	Overall	1200m	1000m	800m	600m	400m	200m
Section Times	1:25.36 [1] (0:14.09)	1:11.27 [4] (0:11.73)	0:59.54 [5] (0:12.17)	0:47.37 [5] (0:12.14)	0:35.23 [4] (0:11.92)	0:23.31 [4] (0:11.40)	0:11.91 [3] (0:11.91)
Average Speed [km/h]	51.1	61.6	59.8	60.0	60.5	63.4	60.7
Top Speed [km/h]	63.7	63.5	62.5	61.9	62.4	64.8	62.8
Avg. Dist. to Rail [m]	4.5	2.9	2.8	1.2	0.2	1.3	3.4
Avg. Stride Freq. [Hz]	2.3	2.4	2.4	2.3	2.3	2.4	2.4
Avg. Stride Length [m]	6.0	7.1	7.0	7.1	7.2	7.2	7.1



- [] Ranking at each section and finish
- .-.- No data available at this section
- NA No data available



Horse/Jockey Name	Yeah Copy
Final Rank	2
Fastest Section Time (Section)	0:11.53 (400m)
Top Speed [km/h] (Section)	63.9 (Overall)
Race State	Finished



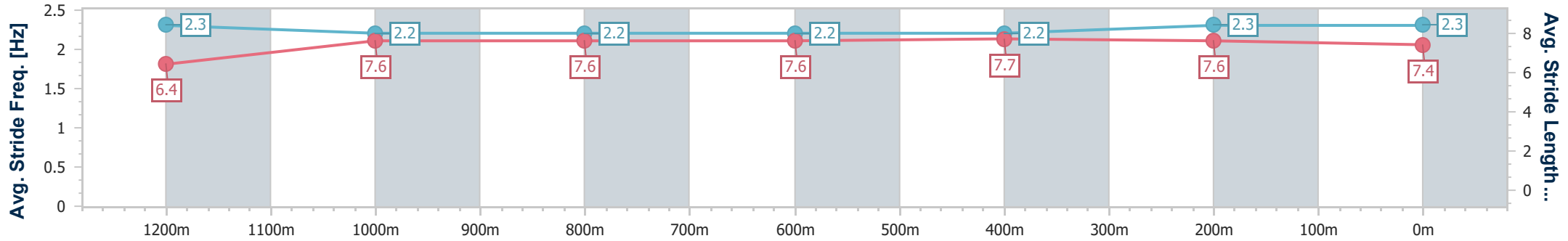
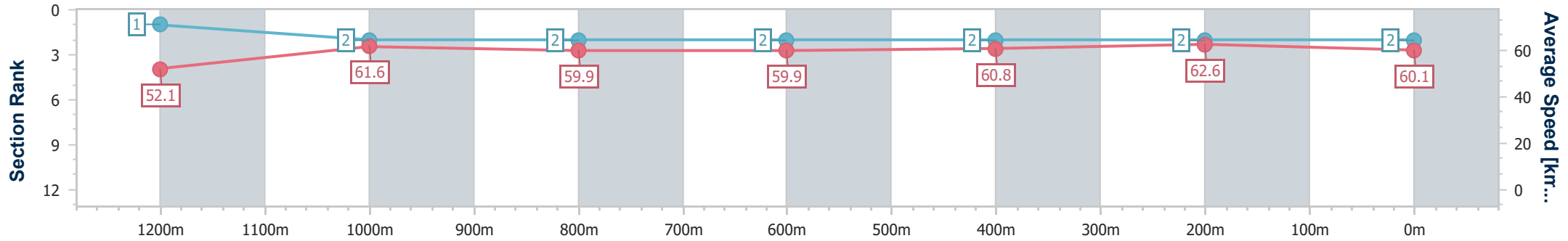
Sunshine Coast QLD Professional
Race 4: KILCOY GLOBAL FOODS RATINGS BAND 0 - 58
Handicap - 1400m



13 December 2024 - 19:39

Track Rating: Soft 6, Weather: Overcast, Rail Position: +9m Entire

Section	Overall	1200m	1000m	800m	600m	400m	200m
Section Times	1:25.38 [2] (0:13.90)	1:11.48 [1] (0:11.69)	0:59.79 [2] (0:12.14)	0:47.65 [2] (0:12.14)	0:35.51 [2] (0:11.94)	0:23.57 [2] (0:11.53)	0:12.04 [2] (0:12.04)
Average Speed [km/h]	52.1	61.6	59.9	59.9	60.8	62.6	60.1
Top Speed [km/h]	63.9	63.2	60.8	61.0	62.5	63.8	61.9
Avg. Dist. to Rail [m]	8.2	2.7	2.3	0.8	0.6	1.2	1.9
Avg. Stride Freq. [Hz]	2.3	2.2	2.2	2.2	2.2	2.3	2.3
Avg. Stride Length [m]	6.4	7.6	7.6	7.6	7.7	7.6	7.4



- [] Ranking at each section and finish
- .-.- No data available at this section
- NA No data available



Horse/Jockey Name	Scribble
Final Rank	3
Fastest Section Time (Section)	0:11.53 (1200m)
Top Speed [km/h] (Section)	64.8 (1200m)
Race State	Finished



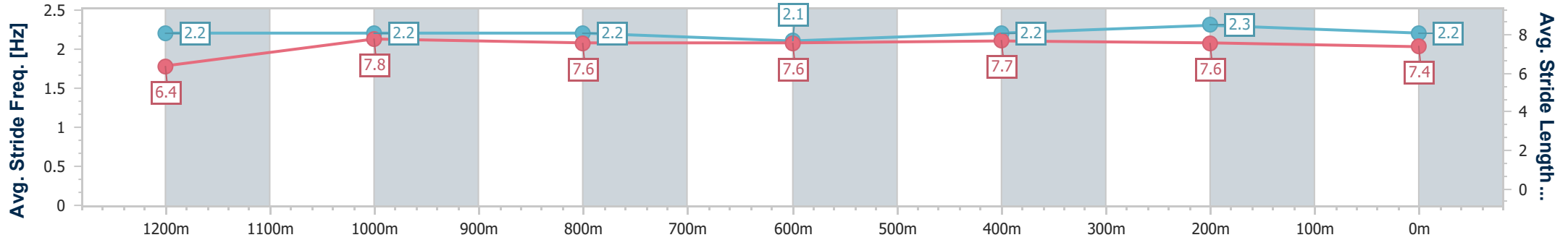
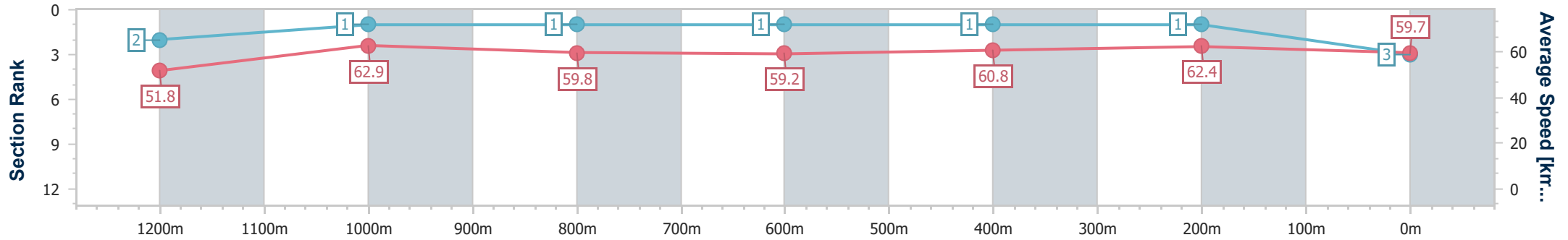
Sunshine Coast QLD Professional
 Race 4: KILCOY GLOBAL FOODS RATINGS BAND 0 - 58
 Handicap - 1400m



13 December 2024 - 19:39

Track Rating: Soft 6, Weather: Overcast, Rail Position: +9m Entire

Section	Overall	1200m	1000m	800m	600m	400m	200m							
Section Times	1:25.40 [3] (0:13.93)	1:11.47 [2] (0:11.53)	0:59.94 [1] (0:12.13)	0:47.81 [1] (0:12.25)	0:35.56 [1] (0:11.90)	0:23.66 [1] (0:11.54)	0:12.12 [1]							
Average Speed [km/h]	51.8	62.9	59.8	59.2	60.8	62.4	59.7							
Top Speed [km/h]	64.7	64.8	61.1	60.1	62.2	63.6	62.4							
Avg. Dist. to Rail [m]	3.8	1.7	1.4	0.4	0.9	0.4	0.2							
Avg. Stride Freq. [Hz]	2.2	2.2	2.2	2.1	2.2	2.3	2.2							
Avg. Stride Length [m]	6.4	7.8	7.6	7.6	7.7	7.6	7.4							



- [] Ranking at each section and finish
- .-.- No data available at this section
- NA No data available



Horse/Jockey Name	Bavarian Lady
Final Rank	4
Fastest Section Time (Section)	0:11.55 (400m)
Top Speed [km/h] (Section)	70.7 (Overall)
Race State	Finished



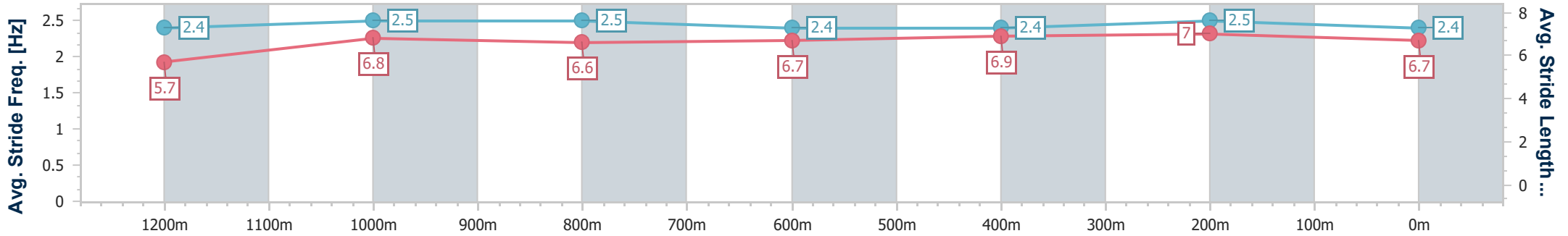
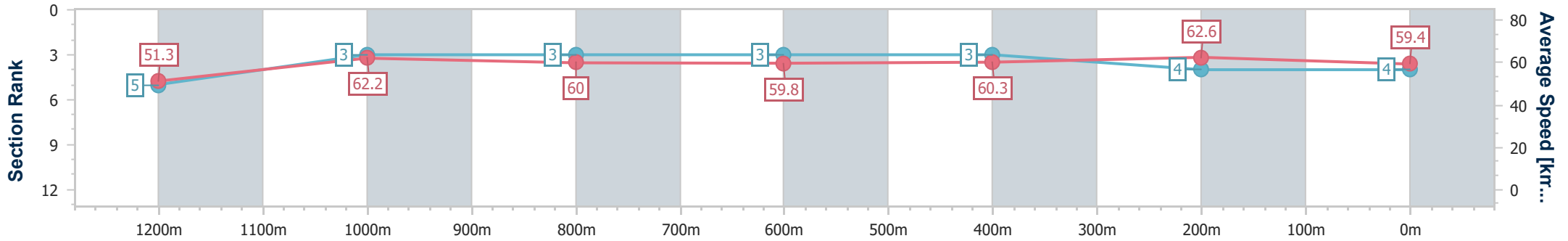
Sunshine Coast QLD Professional
 Race 4: KILCOY GLOBAL FOODS RATINGS BAND 0 - 58
 Handicap - 1400m



13 December 2024 - 19:39

Track Rating: Soft 6, Weather: Overcast, Rail Position: +9m Entire

Section	Overall	1200m	1000m	800m	600m	400m	200m
Section Times	1:25.69 [4] (0:14.11)	1:11.58 [5] (0:11.61)	0:59.97 [3] (0:12.11)	0:47.86 [3] (0:12.21)	0:35.65 [3] (0:11.96)	0:23.69 [3] (0:11.55)	0:12.14 [4] (0:12.14)
Average Speed [km/h]	51.3	62.2	60.0	59.8	60.3	62.6	59.4
Top Speed [km/h]	70.7	64.1	60.9	60.4	61.7	63.4	62.1
Avg. Dist. to Rail [m]	2.3	2.3	2.1	1.2	0.2	0.9	2.0
Avg. Stride Freq. [Hz]	2.4	2.5	2.5	2.4	2.4	2.5	2.4
Avg. Stride Length [m]	5.7	6.8	6.6	6.7	6.9	7.0	6.7



- [] Ranking at each section and finish
- .-.- No data available at this section
- NA No data available



Horse/Jockey Name	Blueprint
Final Rank	5
Fastest Section Time (Section)	0:11.48 (400m)
Top Speed [km/h] (Section)	65.6 (1200m)
Race State	Finished



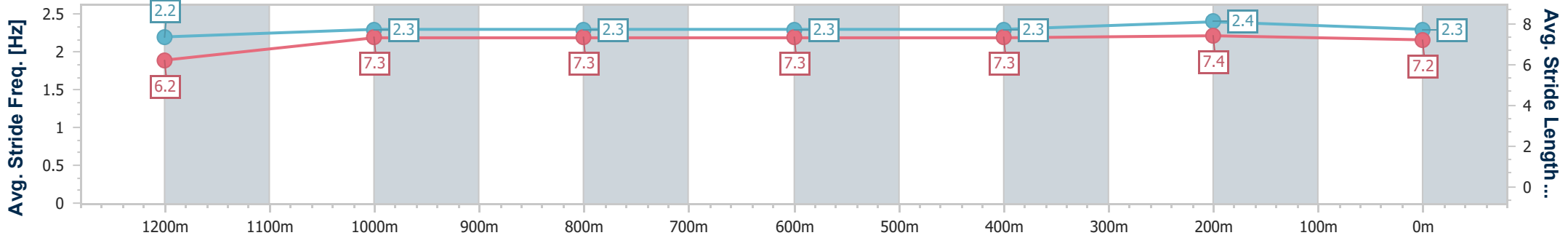
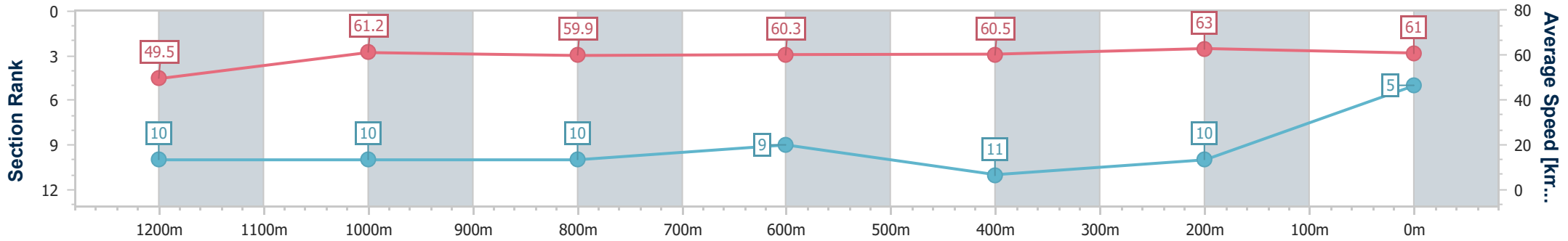
Sunshine Coast QLD Professional
 Race 4: KILCOY GLOBAL FOODS RATINGS BAND 0 - 58
 Handicap - 1400m



13 December 2024 - 19:39

Track Rating: Soft 6, Weather: Overcast, Rail Position: +9m Entire

Section	Overall	1200m	1000m	800m	600m	400m	200m
Section Times	1:25.86 [5] (0:14.61)	1:11.25 [10] (0:11.79)	0:59.46 [10] (0:12.17)	0:47.29 [10] (0:12.05)	0:35.24 [9] (0:11.91)	0:23.33 [11] (0:11.48)	0:11.85 [10] (0:11.85)
Average Speed [km/h]	49.5	61.2	59.9	60.3	60.5	63.0	61.0
Top Speed [km/h]	63.9	65.6	61.4	62.0	61.6	64.5	63.0
Avg. Dist. to Rail [m]	3.1	1.8	1.8	0.7	0.4	0.6	0.9
Avg. Stride Freq. [Hz]	2.2	2.3	2.3	2.3	2.3	2.4	2.3
Avg. Stride Length [m]	6.2	7.3	7.3	7.3	7.3	7.4	7.2



- [] Ranking at each section and finish
- .-.- No data available at this section
- NA No data available



Horse/Jockey Name	Pretty Little Lass
Final Rank	6
Fastest Section Time (Section)	0:11.48 (400m)
Top Speed [km/h] (Section)	64.2 (400m)
Race State	Finished



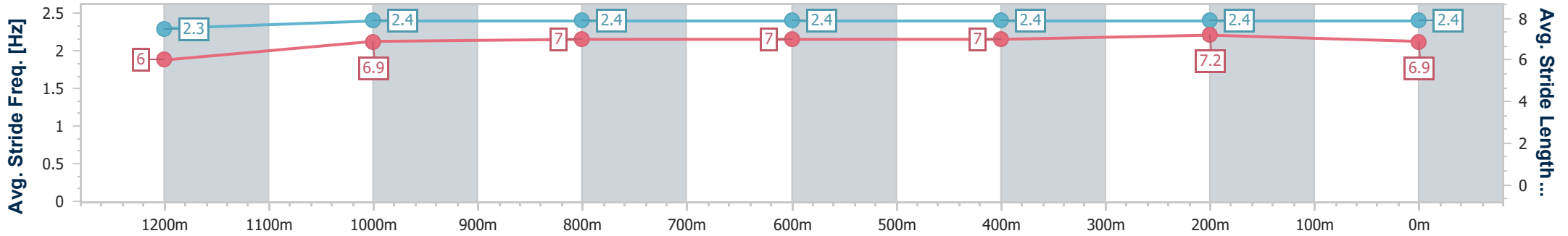
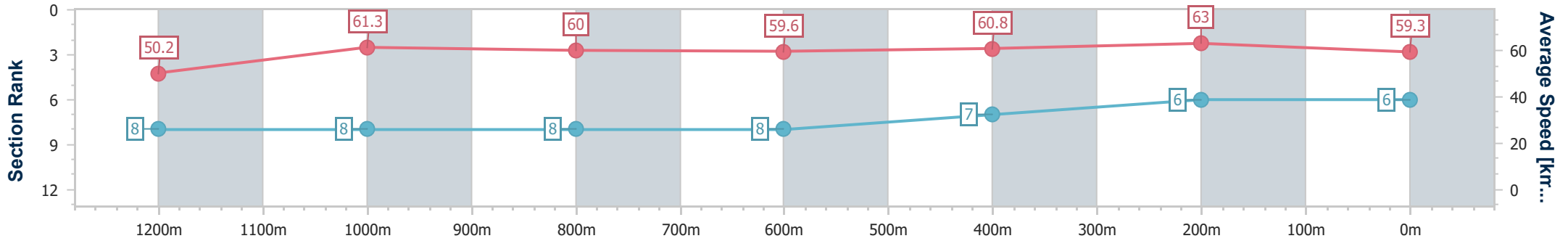
Sunshine Coast QLD Professional
 Race 4: KILCOY GLOBAL FOODS RATINGS BAND 0 - 58
 Handicap - 1400m



13 December 2024 - 19:39

Track Rating: Soft 6, Weather: Overcast, Rail Position: +9m Entire

Section	Overall	1200m	1000m	800m	600m	400m	200m
Section Times	1:25.93 [6] (0:14.38)	1:11.55 [8] (0:11.80)	0:59.75 [8] (0:12.13)	0:47.62 [8] (0:12.17)	0:35.45 [8] (0:11.81)	0:23.64 [7] (0:11.48)	0:12.16 [6] (0:12.16)
Average Speed [km/h]	50.2	61.3	60.0	59.6	60.8	63.0	59.3
Top Speed [km/h]	62.9	63.5	62.0	61.6	63.4	64.2	62.2
Avg. Dist. to Rail [m]	6.1	4.6	2.9	0.6	0.7	0.2	0.4
Avg. Stride Freq. [Hz]	2.3	2.4	2.4	2.4	2.4	2.4	2.4
Avg. Stride Length [m]	6.0	6.9	7.0	7.0	7.0	7.2	6.9



- [] Ranking at each section and finish
- .-.- No data available at this section
- NA No data available



Horse/Jockey Name	Atlantic Royal
Final Rank	7
Fastest Section Time (Section)	0:11.41 (400m)
Top Speed [km/h] (Section)	65.1 (1200m)
Race State	Finished



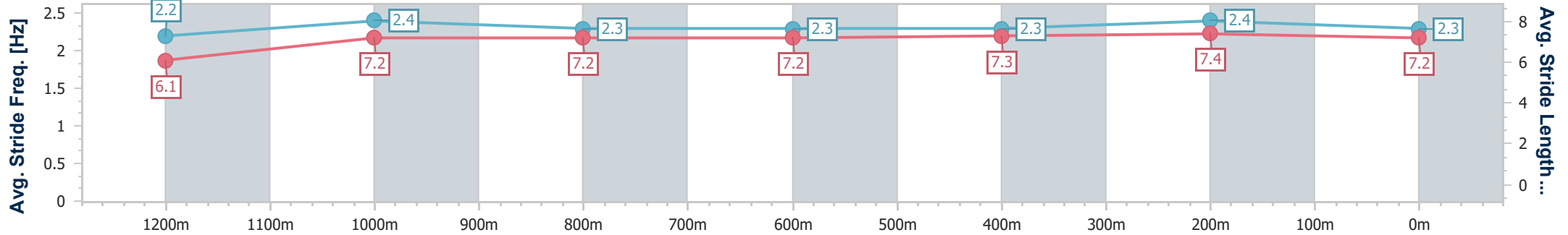
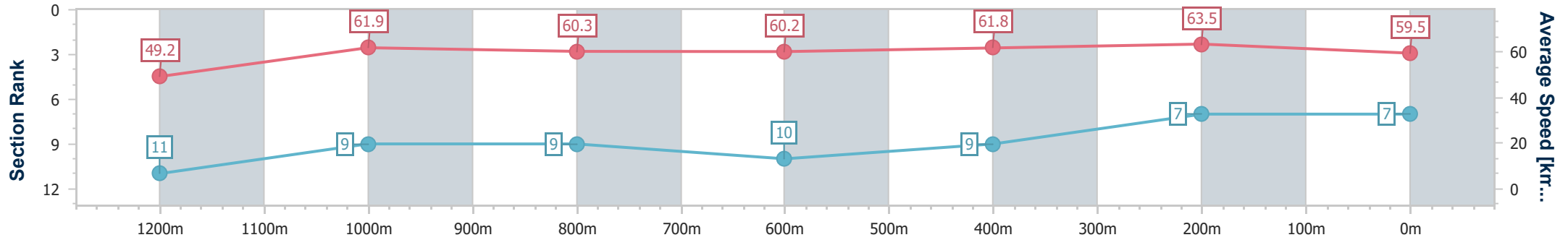
Sunshine Coast QLD Professional
 Race 4: KILCOY GLOBAL FOODS RATINGS BAND 0 - 58
 Handicap - 1400m



13 December 2024 - 19:39

Track Rating: Soft 6, Weather: Overcast, Rail Position: +9m Entire

Section	Overall	1200m	1000m	800m	600m	400m	200m
Section Times	1:25.99 [7] (0:14.69)	1:11.30 [11] (0:11.68)	0:59.62 [9] (0:12.09)	0:47.53 [9] (0:12.18)	0:35.35 [10] (0:11.80)	0:23.55 [9] (0:11.41)	0:12.14 [7] (0:12.14)
Average Speed [km/h]	49.2	61.9	60.3	60.2	61.8	63.5	59.5
Top Speed [km/h]	64.3	65.1	61.5	61.4	63.4	64.3	62.8
Avg. Dist. to Rail [m]	7.5	2.9	2.8	2.2	1.4	2.9	2.4
Avg. Stride Freq. [Hz]	2.2	2.4	2.3	2.3	2.3	2.4	2.3
Avg. Stride Length [m]	6.1	7.2	7.2	7.2	7.3	7.4	7.2



- [] Ranking at each section and finish
- .-.- No data available at this section
- NA No data available



Horse/Jockey Name	El Kabong
Final Rank	8
Fastest Section Time (Section)	0:11.36 (400m)
Top Speed [km/h] (Section)	64.5 (400m)
Race State	Finished



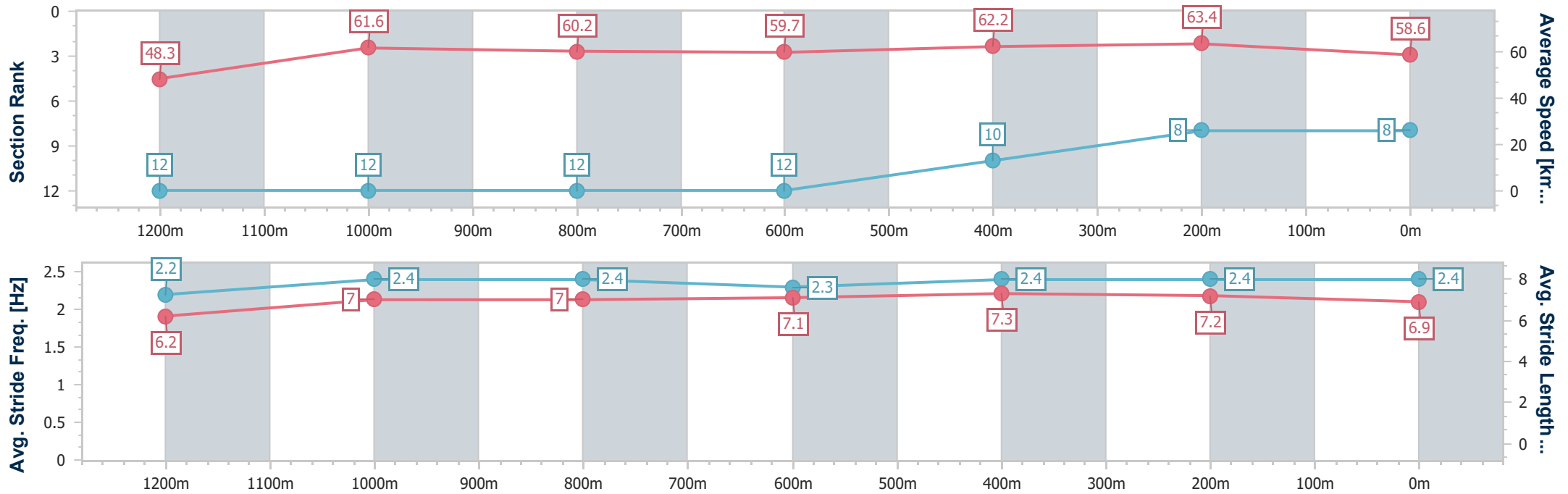
Sunshine Coast QLD Professional
 Race 4: KILCOY GLOBAL FOODS RATINGS BAND 0 - 58
 Handicap - 1400m



13 December 2024 - 19:39

Track Rating: Soft 6, Weather: Overcast, Rail Position: +9m Entire

Section	Overall	1200m	1000m	800m	600m	400m	200m
Section Times	1:26.22 [8] (0:14.97)	1:11.25 [12] (0:11.73)	0:59.52 [12] (0:12.10)	0:47.42 [12] (0:12.10)	0:35.32 [12] (0:11.62)	0:23.70 [10] (0:11.36)	0:12.34 [8] (0:12.34)
Average Speed [km/h]	48.3	61.6	60.2	59.7	62.2	63.4	58.6
Top Speed [km/h]	63.1	63.9	61.7	61.0	63.6	64.5	61.6
Avg. Dist. to Rail [m]	4.0	3.3	2.4	0.7	0.9	3.2	5.1
Avg. Stride Freq. [Hz]	2.2	2.4	2.4	2.3	2.4	2.4	2.4
Avg. Stride Length [m]	6.2	7.0	7.0	7.1	7.3	7.2	6.9



- [] Ranking at each section and finish
- .-.- No data available at this section
- NA No data available



Horse/Jockey Name	Claudius
Final Rank	9
Fastest Section Time (Section)	0:11.71 (400m)
Top Speed [km/h] (Section)	63.4 (Overall)
Race State	Finished



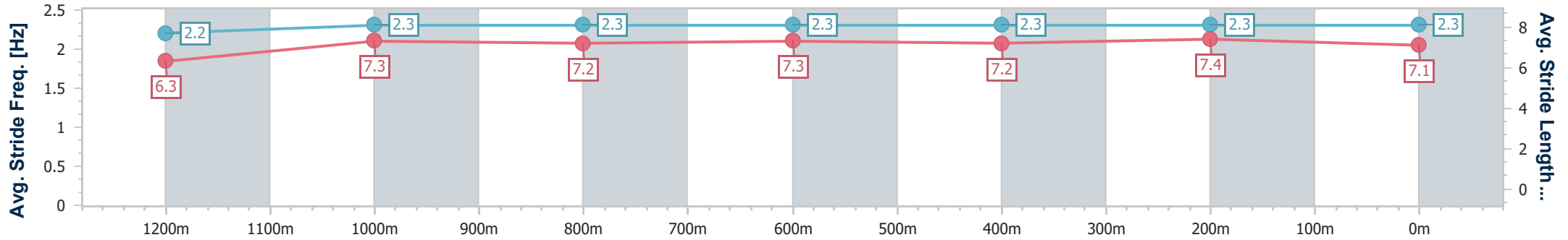
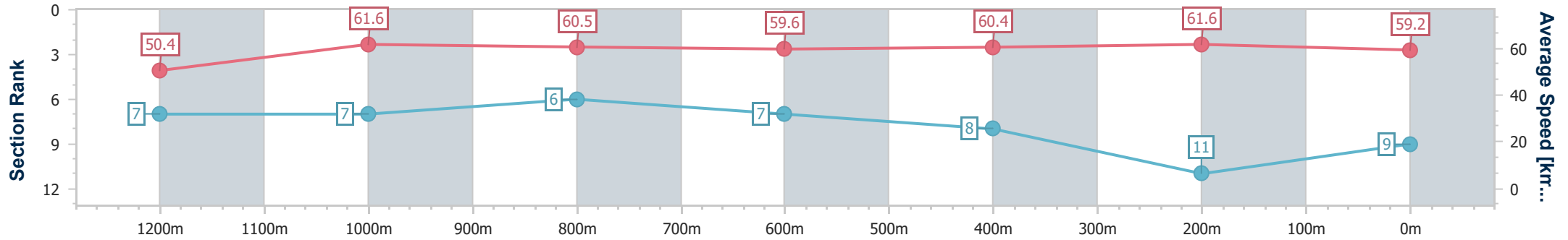
Sunshine Coast QLD Professional
 Race 4: KILCOY GLOBAL FOODS RATINGS BAND 0 - 58
 Handicap - 1400m



13 December 2024 - 19:39

Track Rating: Soft 6, Weather: Overcast, Rail Position: +9m Entire

Section	Overall	1200m	1000m	800m	600m	400m	200m
Section Times	1:26.24 [9] (0:14.29)	1:11.95 [7] (0:11.75)	1:00.20 [7] (0:12.05)	0:48.15 [6] (0:12.25)	0:35.90 [7] (0:11.99)	0:23.91 [8] (0:11.71)	0:12.20 [11] (0:12.20)
Average Speed [km/h]	50.4	61.6	60.5	59.6	60.4	61.6	59.2
Top Speed [km/h]	63.4	63.1	62.7	61.1	61.5	62.6	61.0
Avg. Dist. to Rail [m]	3.4	2.8	2.1	1.5	0.3	0.1	0.7
Avg. Stride Freq. [Hz]	2.2	2.3	2.3	2.3	2.3	2.3	2.3
Avg. Stride Length [m]	6.3	7.3	7.2	7.3	7.2	7.4	7.1



- [] Ranking at each section and finish
- .-.- No data available at this section
- NA No data available



Horse/Jockey Name	Above The Sky
Final Rank	10
Fastest Section Time (Section)	0:11.58 (400m)
Top Speed [km/h] (Section)	63.2 (400m)
Race State	Finished



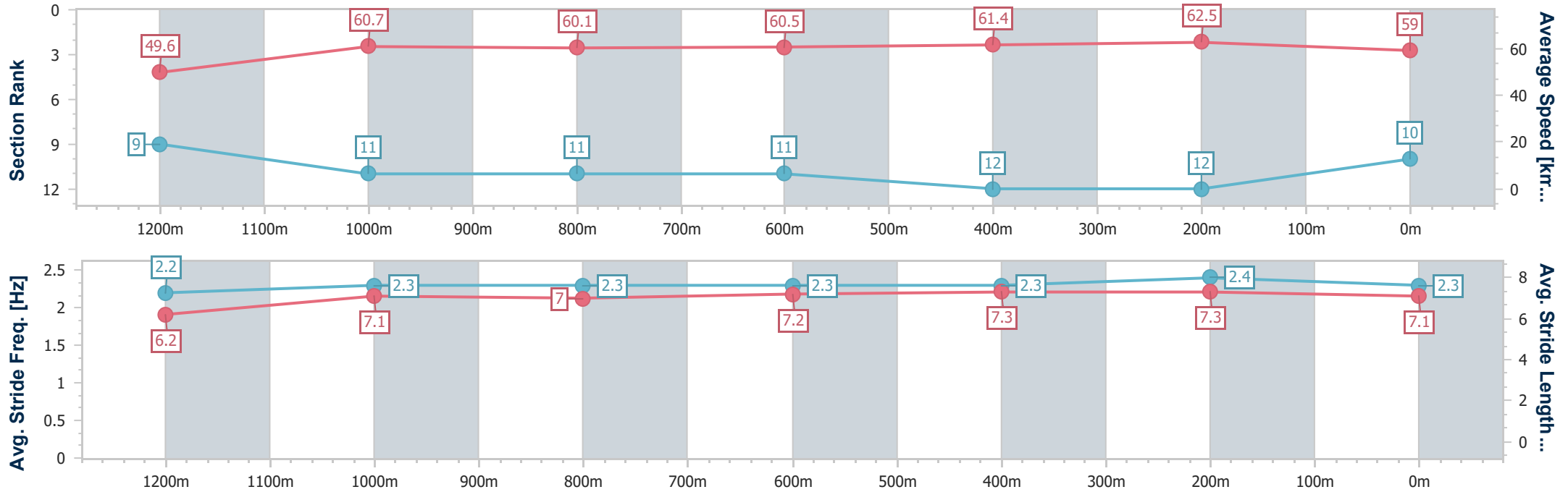
Sunshine Coast QLD Professional
 Race 4: KILCOY GLOBAL FOODS RATINGS BAND 0 - 58
 Handicap - 1400m



13 December 2024 - 19:39

Track Rating: Soft 6, Weather: Overcast, Rail Position: +9m Entire

Section	Overall	1200m	1000m	800m	600m	400m	200m
Section Times	1:26.52 [10] (0:14.56)	1:11.96 [9] (0:11.90)	1:00.06 [11] (0:12.16)	0:47.90 [11] (0:12.18)	0:35.72 [11] (0:11.91)	0:23.81 [12] (0:11.58)	0:12.23 [12] (0:12.23)
Average Speed [km/h]	49.6	60.7	60.1	60.5	61.4	62.5	59.0
Top Speed [km/h]	62.3	62.7	60.9	61.3	62.3	63.2	61.7
Avg. Dist. to Rail [m]	7.5	4.5	3.7	3.3	2.8	2.7	2.8
Avg. Stride Freq. [Hz]	2.2	2.3	2.3	2.3	2.3	2.4	2.3
Avg. Stride Length [m]	6.2	7.1	7.0	7.2	7.3	7.3	7.1



- [] Ranking at each section and finish
- .-.- No data available at this section
- NA No data available



Horse/Jockey Name	Jungle Fever
Final Rank	11
Fastest Section Time (Section)	0:11.69 (400m)
Top Speed [km/h] (Section)	64.1 (Overall)
Race State	Finished



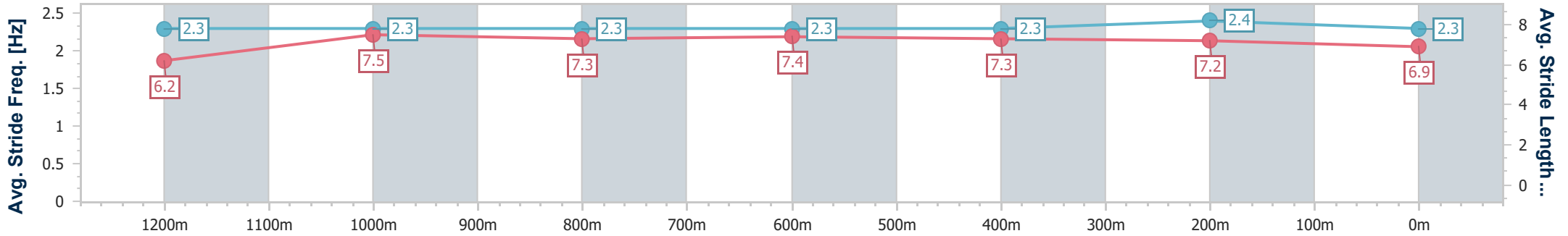
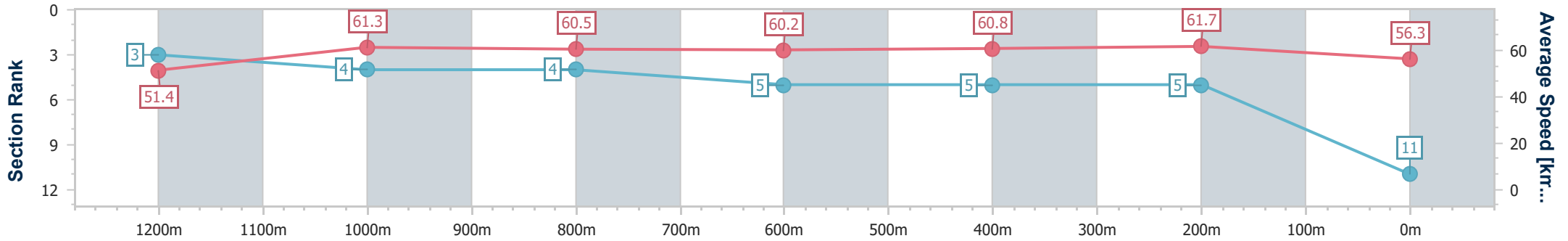
Sunshine Coast QLD Professional
 Race 4: KILCOY GLOBAL FOODS RATINGS BAND 0 - 58
 Handicap - 1400m



13 December 2024 - 19:39

Track Rating: Soft 6, Weather: Overcast, Rail Position: +9m Entire

Section	Overall	1200m	1000m	800m	600m	400m	200m
Section Times	1:26.60 [11] (0:14.00)	1:12.60 [3] (0:11.79)	1:00.81 [4] (0:12.13)	0:48.68 [4] (0:12.23)	0:36.45 [5] (0:11.91)	0:24.54 [5] (0:11.69)	0:12.85 [5] (0:12.85)
Average Speed [km/h]	51.4	61.3	60.5	60.2	60.8	61.7	56.3
Top Speed [km/h]	64.1	63.3	61.8	62.4	62.1	64.1	59.8
Avg. Dist. to Rail [m]	6.0	4.7	4.7	2.8	0.7	1.7	3.6
Avg. Stride Freq. [Hz]	2.3	2.3	2.3	2.3	2.3	2.4	2.3
Avg. Stride Length [m]	6.2	7.5	7.3	7.4	7.3	7.2	6.9



- [] Ranking at each section and finish
- .-.- No data available at this section
- NA No data available



Horse/Jockey Name	Bleriot
Final Rank	12
Fastest Section Time (Section)	0:11.75 (400m)
Top Speed [km/h] (Section)	64.2 (1200m)
Race State	Finished



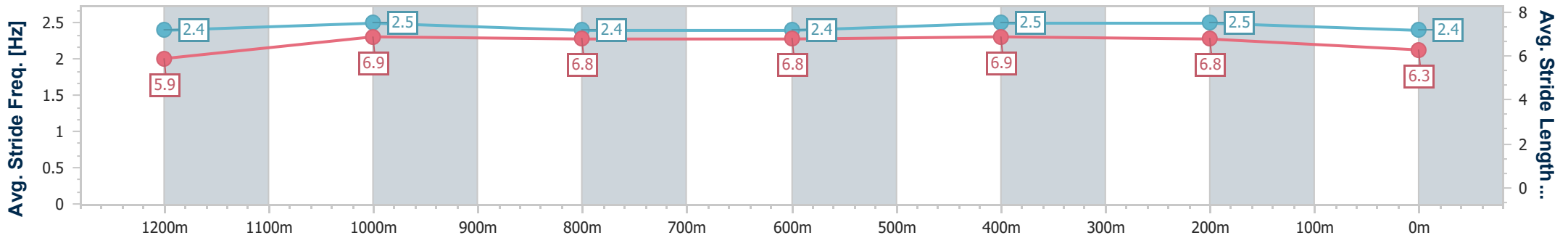
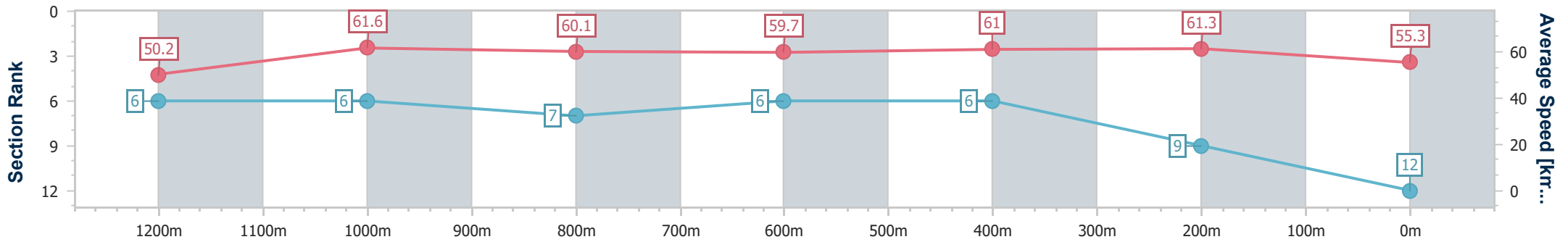
Sunshine Coast QLD Professional
 Race 4: KILCOY GLOBAL FOODS RATINGS BAND 0 - 58
 Handicap - 1400m



13 December 2024 - 19:39

Track Rating: Soft 6, Weather: Overcast, Rail Position: +9m Entire

Section	Overall	1200m	1000m	800m	600m	400m	200m
Section Times	1:26.88 [12] (0:14.23)	1:12.65 [6] (0:11.78)	1:00.87 [6] (0:12.10)	0:48.77 [7] (0:12.17)	0:36.60 [6] (0:11.88)	0:24.72 [6] (0:11.75)	0:12.97 [9] (0:12.97)
Average Speed [km/h]	50.2	61.6	60.1	59.7	61.0	61.3	55.3
Top Speed [km/h]	63.8	64.2	61.6	61.0	62.1	62.9	61.7
Avg. Dist. to Rail [m]	8.3	5.0	3.8	1.8	1.0	3.5	5.2
Avg. Stride Freq. [Hz]	2.4	2.5	2.4	2.4	2.5	2.5	2.4
Avg. Stride Length [m]	5.9	6.9	6.8	6.8	6.9	6.8	6.3



- [] Ranking at each section and finish
- .-.- No data available at this section
- NA No data available