



Sunshine Coast QLD Professional
Race 1: STANLEY RIVER THOROUGHBREDS QTIS Three-Year-Old
Maiden Handicap - 1000m
13 December 2024 - 18:08



Track Rating: Soft 6, Weather: Overcast, Rail Position: +9m Entire

Section		Overall	800m	600m	400m	200m	Last 600m					
Field Times		0:58.52 (0:13.08)	0:45.44 (0:10.79)	0:34.65 (0:11.30)	0:23.35 (0:11.22)	0:12.13 (0:12.13)	0:34.65					
Rank	TAB Horse/Jockey	Barrier	Top Speed [km/h]	Fastest Section	Margin					Distance Travelled [m]		
1	6 HOT TORQUE INVEGAS Kyle Wilson-Taylor	1	69.7 Overall	0:10.73 800m	0:58.52 [1] (0:13.16)	0:45.36 [2] (0:10.73)	0:34.63 [2] (0:11.28)	0:23.35 [1] (0:11.22)	0:12.13 [1] (0:12.13)	0:58.52	0:34.63	
2	10 QUERIDA Robbie Dolan	4	68.7 800m	0:10.74 800m	0:58.68 [2] (0:13.61)	0:45.07 [5] (0:10.74)	0:34.33 [4] (0:11.19)	0:23.14 [4] (0:11.14)	0:12.00 [4] (0:12.00)	0.8L	0:34.33	+1
3	4 CLICK CLICK BOOM Justin Stanley	6	69.0 800m	0:10.84 800m	0:58.76 [3] (0:13.45)	0:45.31 [3] (0:10.84)	0:34.47 [3] (0:11.16)	0:23.31 [3] (0:11.20)	0:12.11 [3] (0:12.11)	1.1L	0:34.47	+1
4	3 ZOUCHASE Nikita Beriman	8	69.4 800m	0:10.79 800m	0:58.77 [4] (0:13.08)	0:45.69 [1] (0:10.79)	0:34.90 [1] (0:11.31)	0:23.59 [2] (0:11.25)	0:12.34 [2] (0:12.34)	1.2L	0:34.90	+2
5	1 PUFF 'N' HARRY Martin Harley	3	68.0 800m	0:10.89 800m	0:58.90 [5] (0:13.90)	0:45.00 [8] (0:10.89)	0:34.11 [7] (0:11.00)	0:23.11 [6] (0:11.08)	0:12.03 [5] (0:12.03)	1.7L	0:34.11	+2
6	8 OOHLALOUVRE Taylor Marshall	7	67.1 800m	0:10.95 800m	0:59.12 [6] (0:13.72)	0:45.40 [6] (0:10.95)	0:34.45 [6] (0:11.17)	0:23.28 [7] (0:11.07)	0:12.21 [6] (0:12.21)	3L	0:34.45	+2
7	2 DRANITZELLE Angela Jones	9	67.3 Overall	0:11.01 800m	0:59.20 [7] (0:13.89)	0:45.31 [7] (0:11.01)	0:34.30 [8] (0:11.16)	0:23.14 [8] (0:11.12)	0:12.02 [8] (0:12.02)	3.3L	0:34.30	+3
8	5 DAULAT ROTINIKUDA Rob Thorburn	5	66.7 Overall	0:11.02 800m	0:59.37 [8] (0:13.46)	0:45.91 [4] (0:11.02)	0:34.89 [5] (0:11.31)	0:23.58 [5] (0:11.24)	0:12.34 [7] (0:12.34)	4.1L	0:34.89	+3

Scratched: Rare And Reliable (#7), Bubbly Moon (#9)

[] Ranking at each section and finish
 -:-:- No data available at this section
 NA No data available

SCN Saddle cloth number
 DNF Did not finish
 DNT Did not track



Horse/Jockey Name	Hot Torque Invegas
Final Rank	1
Fastest Section Time (Section)	0:10.73 (800m)
Top Speed [km/h] (Section)	69.7 (Overall)
Race State	Finished



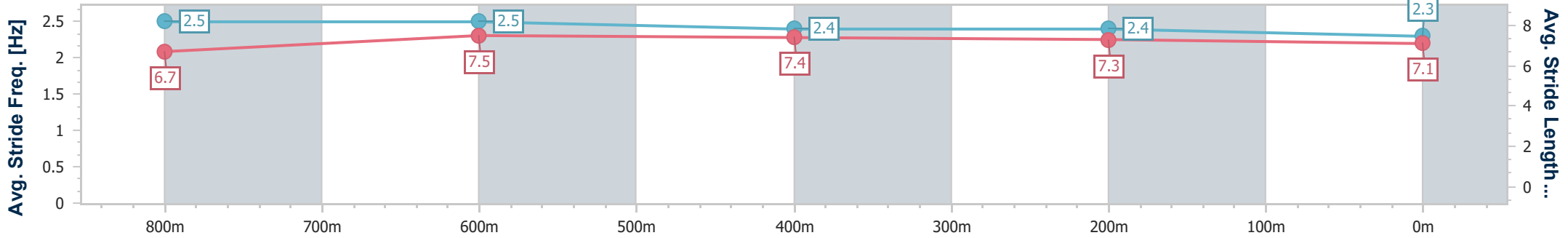
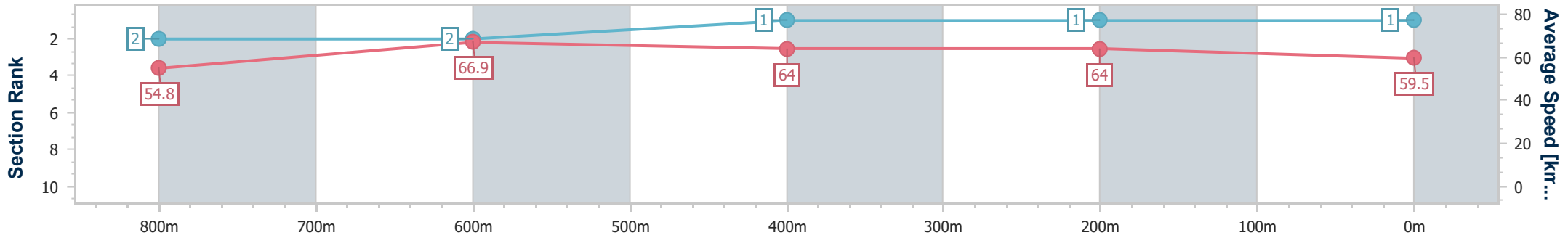
Sunshine Coast QLD Professional
Race 1: STANLEY RIVER THOROUGHBREDS QTIS Three-Year-Old Maiden Handicap - 1000m



13 December 2024 - 18:08

Track Rating: Soft 6, Weather: Overcast, Rail Position: +9m Entire

Section	Overall	800m	600m	400m	200m
Section Times	0:58.52 [1] (0:13.16)	0:45.36 [2] (0:10.73)	0:34.63 [2] (0:11.28)	0:23.35 [1] (0:11.22)	0:12.13 [1] (0:12.13)
Average Speed [km/h]	54.8	66.9	64.0	64.0	59.5
Top Speed [km/h]	69.7	69.1	65.1	65.3	62.4
Avg. Dist. to Rail [m]	2.4	0.5	0.2	0.3	0.3
Avg. Stride Freq. [Hz]	2.5	2.5	2.4	2.4	2.3
Avg. Stride Length [m]	6.7	7.5	7.4	7.3	7.1



- [] Ranking at each section and finish
- .-.- No data available at this section
- NA No data available



Horse/Jockey Name	Querida
Final Rank	2
Fastest Section Time (Section)	0:10.74 (800m)
Top Speed [km/h] (Section)	68.7 (800m)
Race State	Finished



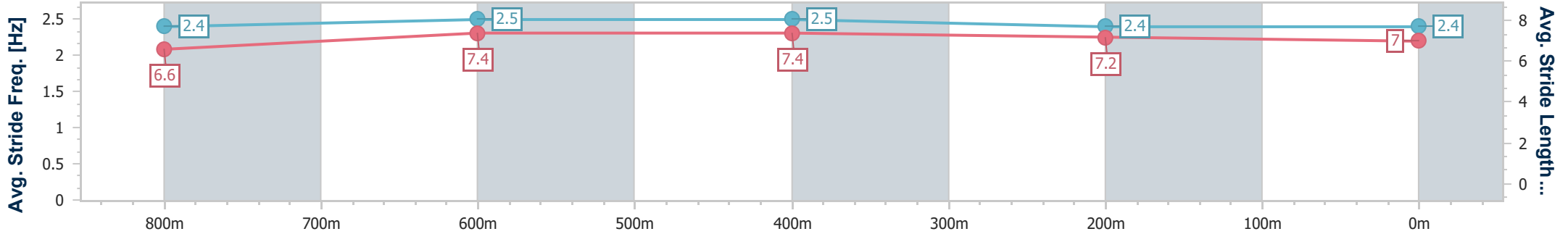
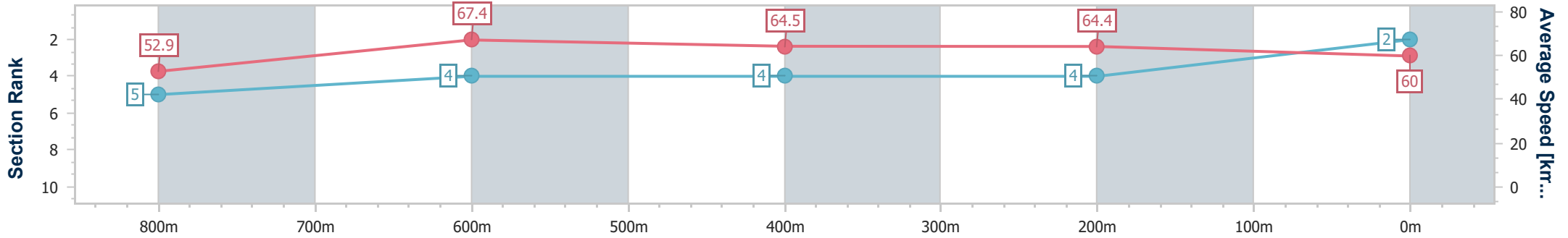
Sunshine Coast QLD Professional
 Race 1: STANLEY RIVER THOROUGHBREDS QTIS Three-Year-
 Old Maiden Handicap - 1000m



13 December 2024 - 18:08

Track Rating: Soft 6, Weather: Overcast, Rail Position: +9m Entire

Section	Overall	800m	600m	400m	200m
Section Times	0:58.68 [2] (0:13.61)	0:45.07 [5] (0:10.74)	0:34.33 [4] (0:11.19)	0:23.14 [4] (0:11.14)	0:12.00 [4] (0:12.00)
Average Speed [km/h]	52.9	67.4	64.5	64.4	60.0
Top Speed [km/h]	68.5	68.7	66.5	66.0	63.7
Avg. Dist. to Rail [m]	3.4	0.9	0.3	2.0	3.2
Avg. Stride Freq. [Hz]	2.4	2.5	2.5	2.4	2.4
Avg. Stride Length [m]	6.6	7.4	7.4	7.2	7.0



- [] Ranking at each section and finish
- .-.- No data available at this section
- NA No data available



Horse/Jockey Name	Click Click Boom
Final Rank	3
Fastest Section Time (Section)	0:10.84 (800m)
Top Speed [km/h] (Section)	69.0 (800m)
Race State	Finished



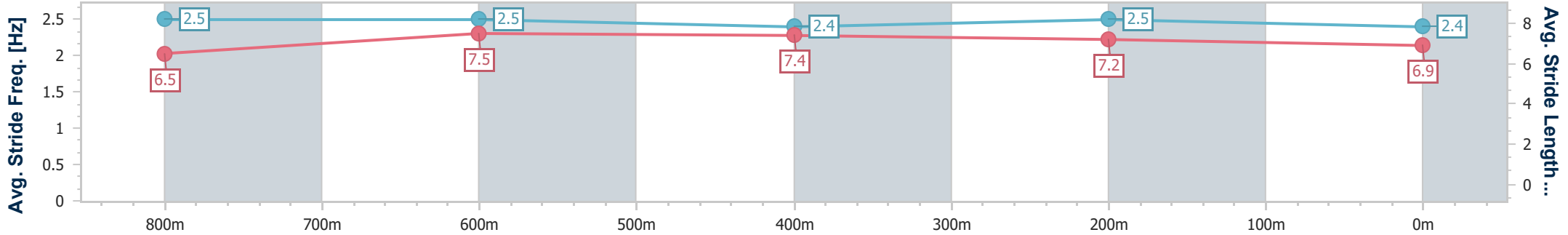
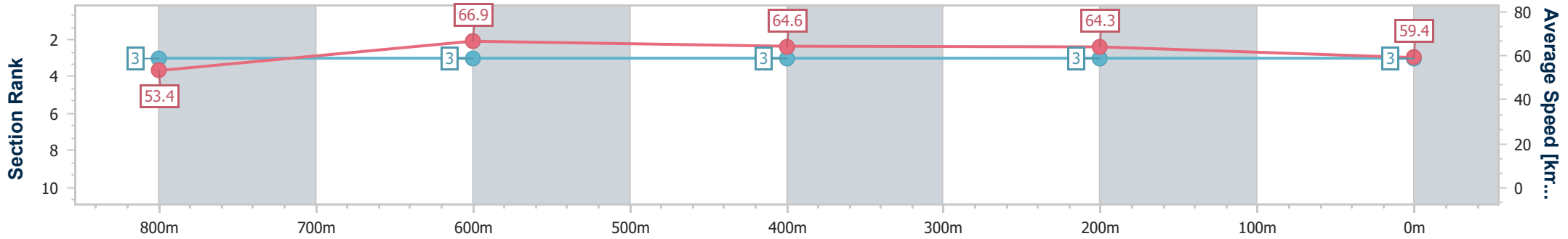
Sunshine Coast QLD Professional
 Race 1: STANLEY RIVER THOROUGHBREDS QTIS Three-Year-
 Old Maiden Handicap - 1000m



13 December 2024 - 18:08

Track Rating: Soft 6, Weather: Overcast, Rail Position: +9m Entire

Section	Overall	800m	600m	400m	200m
Section Times	0:58.76 [3] (0:13.45)	0:45.31 [3] (0:10.84)	0:34.47 [3] (0:11.16)	0:23.31 [3] (0:11.20)	0:12.11 [3] (0:12.11)
Average Speed [km/h]	53.4	66.9	64.6	64.3	59.4
Top Speed [km/h]	67.9	69.0	67.0	65.2	63.3
Avg. Dist. to Rail [m]	4.9	1.4	0.4	2.5	4.4
Avg. Stride Freq. [Hz]	2.5	2.5	2.4	2.5	2.4
Avg. Stride Length [m]	6.5	7.5	7.4	7.2	6.9



- [] Ranking at each section and finish
- .-.- No data available at this section
- NA No data available



Horse/Jockey Name	Zouchase
Final Rank	4
Fastest Section Time (Section)	0:10.79 (800m)
Top Speed [km/h] (Section)	69.4 (800m)
Race State	Finished



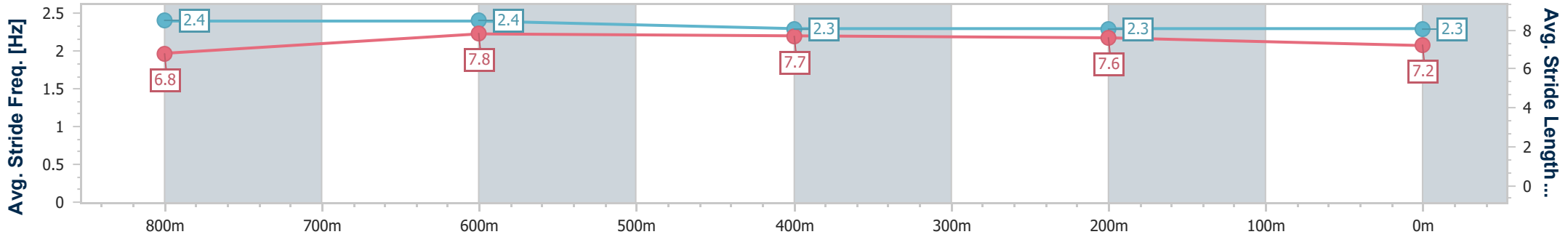
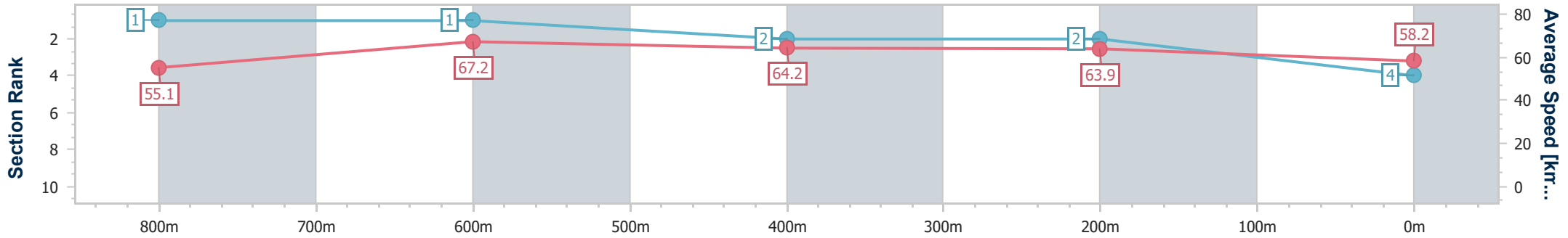
Sunshine Coast QLD Professional
 Race 1: STANLEY RIVER THOROUGHBREDS QTIS Three-Year-Old Maiden Handicap - 1000m



13 December 2024 - 18:08

Track Rating: Soft 6, Weather: Overcast, Rail Position: +9m Entire

Section	Overall	800m	600m	400m	200m
Section Times	0:58.77 [4] (0:13.08)	0:45.69 [1] (0:10.79)	0:34.90 [1] (0:11.31)	0:23.59 [2] (0:11.25)	0:12.34 [2] (0:12.34)
Average Speed [km/h]	55.1	67.2	64.2	63.9	58.2
Top Speed [km/h]	69.2	69.4	65.0	65.0	61.8
Avg. Dist. to Rail [m]	6.9	2.0	0.8	1.7	2.2
Avg. Stride Freq. [Hz]	2.4	2.4	2.3	2.3	2.3
Avg. Stride Length [m]	6.8	7.8	7.7	7.6	7.2



- [] Ranking at each section and finish
- .-.- No data available at this section
- NA No data available



Horse/Jockey Name	Puff 'N' Harry
Final Rank	5
Fastest Section Time (Section)	0:10.89 (800m)
Top Speed [km/h] (Section)	68.0 (800m)
Race State	Finished



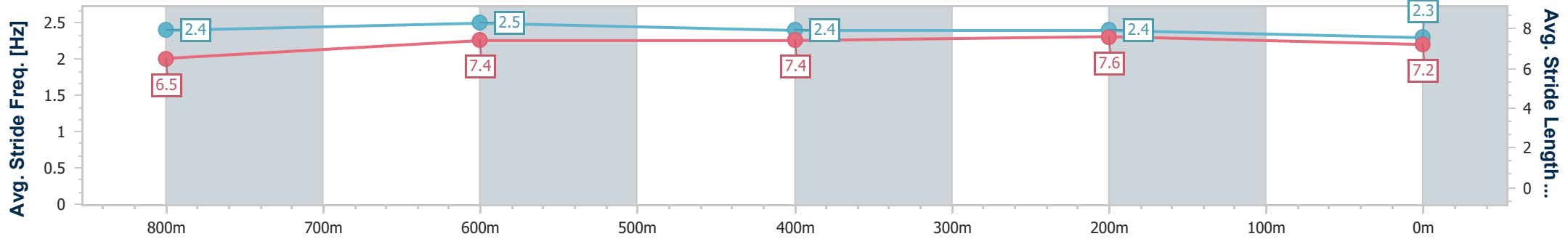
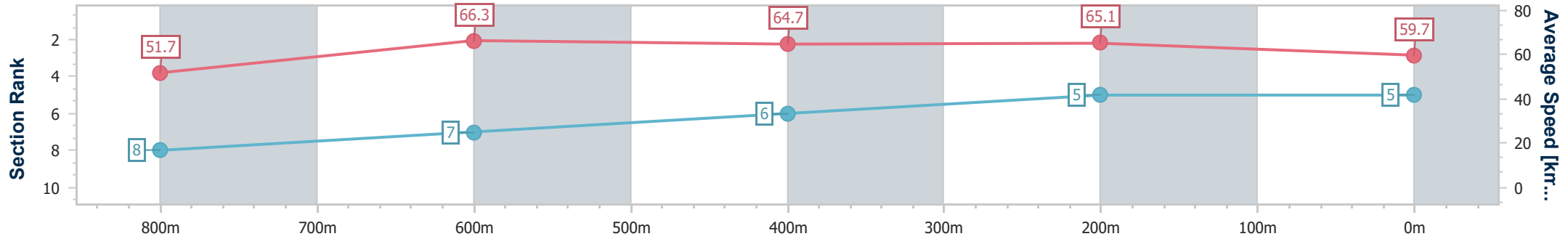
Sunshine Coast QLD Professional
 Race 1: STANLEY RIVER THOROUGHBREDS QTIS Three-Year-Old Maiden Handicap - 1000m



13 December 2024 - 18:08

Track Rating: Soft 6, Weather: Overcast, Rail Position: +9m Entire

Section	Overall	800m	600m	400m	200m
Section Times	0:58.90 [5] (0:13.90)	0:45.00 [8] (0:10.89)	0:34.11 [7] (0:11.00)	0:23.11 [6] (0:11.08)	0:12.03 [5] (0:12.03)
Average Speed [km/h]	51.7	66.3	64.7	65.1	59.7
Top Speed [km/h]	67.8	68.0	65.9	66.3	63.6
Avg. Dist. to Rail [m]	3.2	1.1	1.8	1.1	4.5
Avg. Stride Freq. [Hz]	2.4	2.5	2.4	2.4	2.3
Avg. Stride Length [m]	6.5	7.4	7.4	7.6	7.2



- [] Ranking at each section and finish
- .-.- No data available at this section
- NA No data available



Horse/Jockey Name	Oohlalouvre
Final Rank	6
Fastest Section Time (Section)	0:10.95 (800m)
Top Speed [km/h] (Section)	67.1 (800m)
Race State	Finished



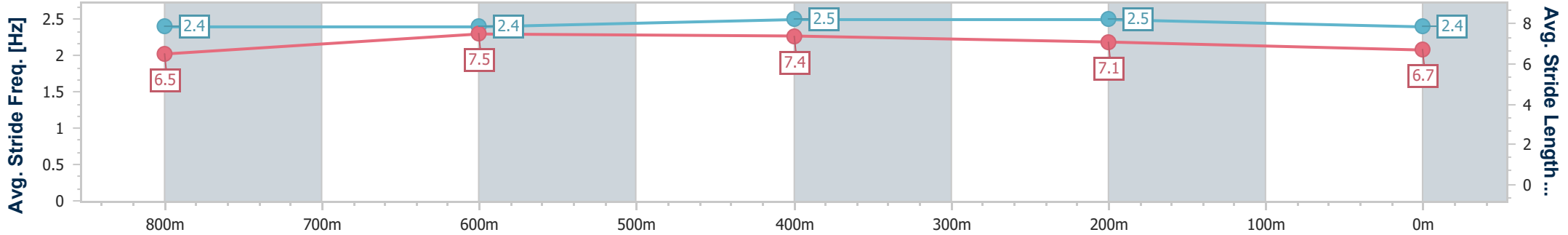
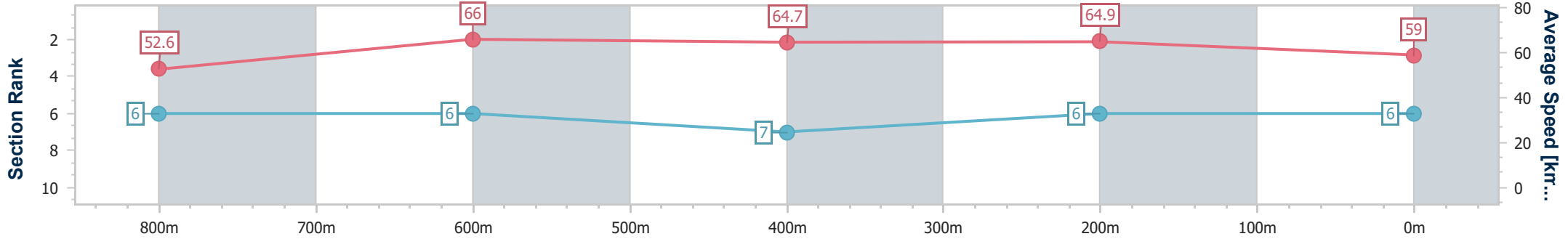
Sunshine Coast QLD Professional
 Race 1: STANLEY RIVER THOROUGHBREDS QTIS Three-Year-
 Old Maiden Handicap - 1000m



13 December 2024 - 18:08

Track Rating: Soft 6, Weather: Overcast, Rail Position: +9m Entire

Section	Overall	800m	600m	400m	200m
Section Times	0:59.12 [6] (0:13.72)	0:45.40 [6] (0:10.95)	0:34.45 [6] (0:11.17)	0:23.28 [7] (0:11.07)	0:12.21 [6] (0:12.21)
Average Speed [km/h]	52.6	66.0	64.7	64.9	59.0
Top Speed [km/h]	66.3	67.1	65.5	66.0	63.8
Avg. Dist. to Rail [m]	5.2	1.1	0.8	4.0	6.2
Avg. Stride Freq. [Hz]	2.4	2.4	2.5	2.5	2.4
Avg. Stride Length [m]	6.5	7.5	7.4	7.1	6.7



- [] Ranking at each section and finish
- .-.- No data available at this section
- NA No data available



Horse/Jockey Name	Drانيتزelle
Final Rank	7
Fastest Section Time (Section)	0:11.01 (800m)
Top Speed [km/h] (Section)	67.3 (Overall)
Race State	Finished



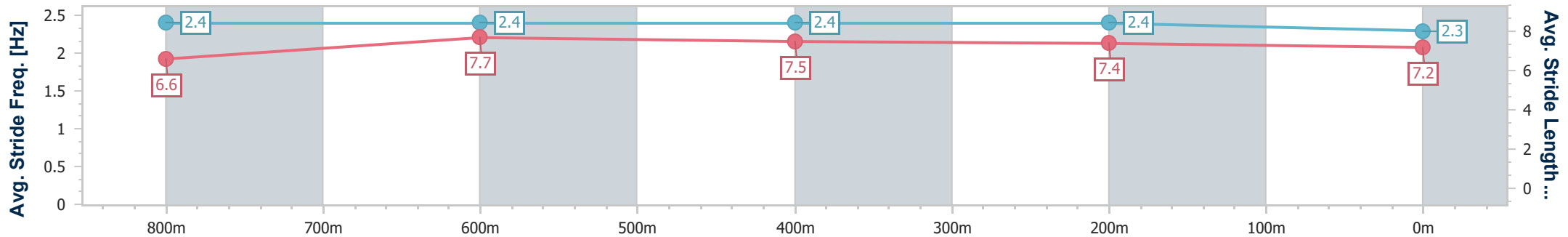
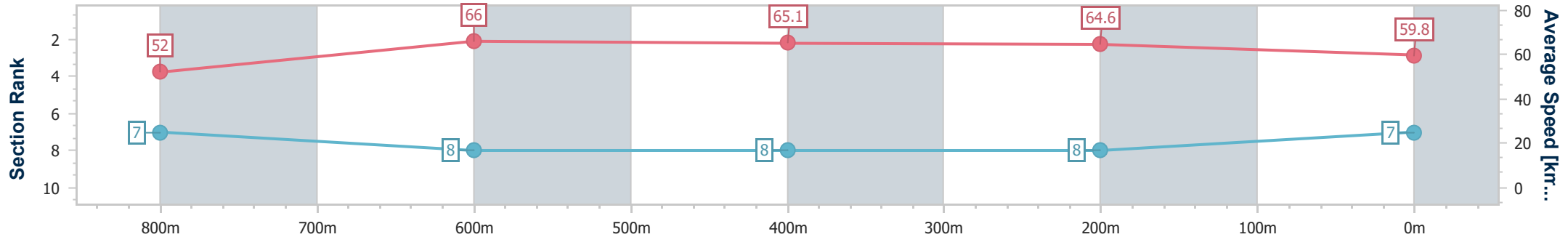
Sunshine Coast QLD Professional
 Race 1: STANLEY RIVER THOROUGHBREDS QTIS Three-Year-Old Maiden Handicap - 1000m



13 December 2024 - 18:08

Track Rating: Soft 6, Weather: Overcast, Rail Position: +9m Entire

Section	Overall	800m	600m	400m	200m
Section Times	0:59.20 [7] (0:13.89)	0:45.31 [7] (0:11.01)	0:34.30 [8] (0:11.16)	0:23.14 [8] (0:11.12)	0:12.02 [8] (0:12.02)
Average Speed [km/h]	52.0	66.0	65.1	64.6	59.8
Top Speed [km/h]	67.3	67.1	65.5	65.9	63.0
Avg. Dist. to Rail [m]	5.9	2.1	1.5	5.0	5.5
Avg. Stride Freq. [Hz]	2.4	2.4	2.4	2.4	2.3
Avg. Stride Length [m]	6.6	7.7	7.5	7.4	7.2



- [] Ranking at each section and finish
- .-.- No data available at this section
- NA No data available



Horse/Jockey Name	Daulat Rotinikuda
Final Rank	8
Fastest Section Time (Section)	0:11.02 (800m)
Top Speed [km/h] (Section)	66.7 (Overall)
Race State	Finished



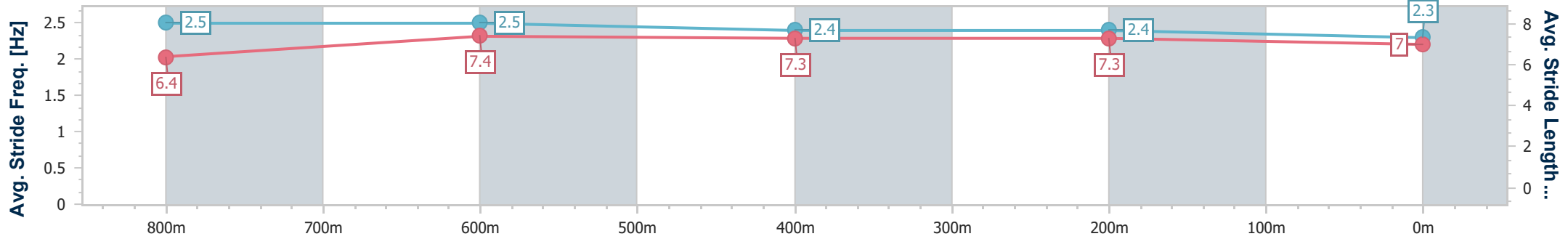
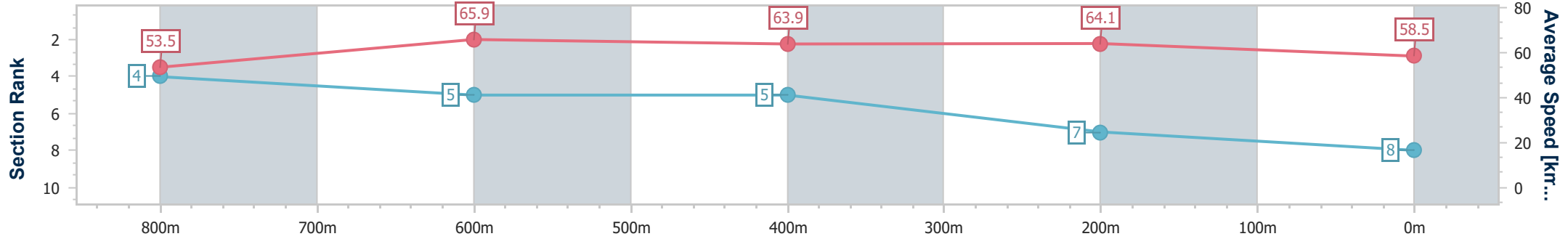
Sunshine Coast QLD Professional
 Race 1: STANLEY RIVER THOROUGHBREDS QTIS Three-Year-Old Maiden Handicap - 1000m



13 December 2024 - 18:08

Track Rating: Soft 6, Weather: Overcast, Rail Position: +9m Entire

Section	Overall	800m	600m	400m	200m
Section Times	0:59.37 [8] (0:13.46)	0:45.91 [4] (0:11.02)	0:34.89 [5] (0:11.31)	0:23.58 [5] (0:11.24)	0:12.34 [7] (0:12.34)
Average Speed [km/h]	53.5	65.9	63.9	64.1	58.5
Top Speed [km/h]	66.7	66.7	65.4	64.7	62.3
Avg. Dist. to Rail [m]	3.9	1.3	1.2	2.8	4.0
Avg. Stride Freq. [Hz]	2.5	2.5	2.4	2.4	2.3
Avg. Stride Length [m]	6.4	7.4	7.3	7.3	7.0



- [] Ranking at each section and finish
- .-.- No data available at this section
- NA No data available



Sunshine Coast QLD Professional
Race 2: STANLEY RIVER THOROUGHBREDS QTIS Three-Year-Old
Maiden Handicap - 1000m
13 December 2024 - 18:38



Track Rating: Soft 6, Weather: Overcast, Rail Position: +9m Entire

Section											Last 600m		
Field Times		Overall	800m	600m	400m	200m						0:35.33	
		0:59.08 (0:13.18)	0:45.90 (0:10.57)	0:35.33 (0:11.21)	0:24.12 (0:11.61)	0:12.51 (0:12.51)							
Rank	TAB	Horse/Jockey	Barrier	Top Speed [km/h]	Fastest Section							Margin	Distance Travelled [m]
1	2	CUTTING EDGE Luke Dempsey	2	69.2 800m	0:10.81 800m	0:59.08 [1] (0:13.44)	0:45.64 [7] (0:10.81)	0:34.83 [6] (0:11.33)	0:23.50 [6] (0:11.31)	0:12.19 [3] (0:12.19)	0:59.08	0:34.83	
2	4	ABSINTHE CAT Jace McMurray	3	71.1 Overall	0:10.57 800m	0:59.14 [2] (0:13.18)	0:45.96 [1] (0:10.57)	0:35.39 [1] (0:11.21)	0:24.18 [1] (0:11.61)	0:12.57 [2] (0:12.57)	0.2L	0:35.39	-2
3	5	BEE TWO Ron Stewart	10	70.6 800m	0:10.59 800m	0:59.23 [3] (0:13.18)	0:46.05 [2] (0:10.59)	0:35.46 [2] (0:11.20)	0:24.26 [2] (0:11.60)	0:12.66 [1] (0:12.66)	0.6L	0:35.46	+1
3	8	BLUE MOVES Kyle Wilson-Taylor	9	69.2 Overall	0:10.96 800m	0:59.23 [3] (0:13.21)	0:46.02 [5] (0:10.96)	0:35.06 [5] (0:11.34)	0:23.72 [5] (0:11.38)	0:12.34 [4] (0:12.34)	0.6L	0:35.06	+3
5	6	DIVINE SOURCE Tahlia Fenlon	6	71.2 800m	0:10.68 800m	0:59.37 [5] (0:13.72)	0:45.65 [9] (0:10.68)	0:34.97 [8] (0:11.28)	0:23.69 [8] (0:11.41)	0:12.28 [8] (0:12.28)	1.4L	0:34.97	-2
6	10	GAGNANTE ENCHERE Michael Rodd	5	68.0 800m	0:11.01 800m	0:59.37 [6] (0:13.38)	0:45.99 [6] (0:11.01)	0:34.98 [7] (0:11.32)	0:23.66 [9] (0:11.35)	0:12.31 [6] (0:12.31)	1.5L	0:34.98	+1
7	1	FULL STRENGTH Dale Smith	8	67.8 Overall	0:10.92 800m	0:59.43 [7] (0:13.49)	0:45.94 [8] (0:10.92)	0:35.02 [9] (0:11.23)	0:23.79 [7] (0:11.43)	0:12.36 [7] (0:12.36)	1.7L	0:35.02	+0
8	3	FLYING WARRIOR Luke Tarrant	4	69.1 800m	0:10.83 800m	0:59.82 [8] (0:13.18)	0:46.64 [2] (0:10.83)	0:35.81 [4] (0:11.27)	0:24.54 [3] (0:11.63)	0:12.91 [5] (0:12.91)	4L	0:35.81	+0
9	7	BETTER ACRES Angela Jones	1	68.2 Overall	0:10.80 800m	0:59.91 [9] (0:13.21)	0:46.70 [4] (0:10.80)	0:35.90 [3] (0:11.35)	0:24.55 [4] (0:11.75)	0:12.80 [9] (0:12.80)	4.4L	0:35.90	-1
10	9	BRAIDWOOD PRINCE Erin Molloy	7	68.4 Overall	0:10.84 800m	1:00.16 [10] (0:13.99)	0:46.17 [10] (0:10.84)	0:35.33 [10] (0:11.22)	0:24.11 [10] (0:11.52)	0:12.59 [10] (0:12.59)	5.7L	0:35.33	+0

[] Ranking at each section and finish
 -:-:- No data available at this section
 NA No data available

SCN Saddle cloth number
 DNF Did not finish
 DNT Did not track



Horse/Jockey Name	Cutting Edge
Final Rank	1
Fastest Section Time (Section)	0:10.81 (800m)
Top Speed [km/h] (Section)	69.2 (800m)
Race State	Finished



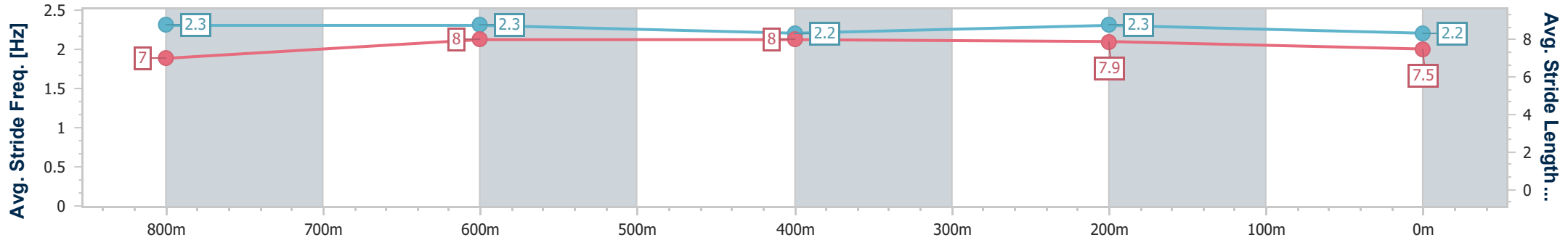
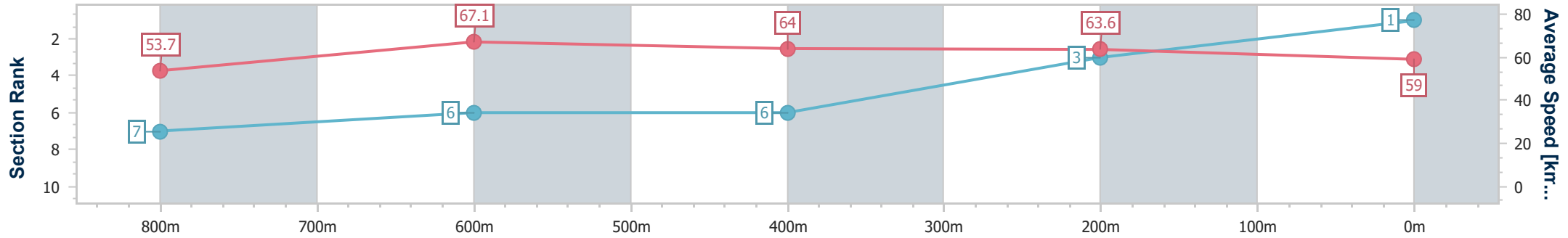
Sunshine Coast QLD Professional
 Race 2: STANLEY RIVER THOROUGHBREDS QTIS Three-Year-
 Old Maiden Handicap - 1000m



13 December 2024 - 18:38

Track Rating: Soft 6, Weather: Overcast, Rail Position: +9m Entire

Section	Overall	800m	600m	400m	200m
Section Times	0:59.08 [1] (0:13.44)	0:45.64 [7] (0:10.81)	0:34.83 [6] (0:11.33)	0:23.50 [6] (0:11.31)	0:12.19 [3] (0:12.19)
Average Speed [km/h]	53.7	67.1	64.0	63.6	59.0
Top Speed [km/h]	68.9	69.2	64.7	64.3	61.5
Avg. Dist. to Rail [m]	2.8	2.2	1.1	1.2	0.5
Avg. Stride Freq. [Hz]	2.3	2.3	2.2	2.3	2.2
Avg. Stride Length [m]	7.0	8.0	8.0	7.9	7.5



- [] Ranking at each section and finish
- .-.- No data available at this section
- NA No data available



Horse/Jockey Name	Absinthe Cat
Final Rank	2
Fastest Section Time (Section)	0:10.57 (800m)
Top Speed [km/h] (Section)	71.1 (Overall)
Race State	Finished



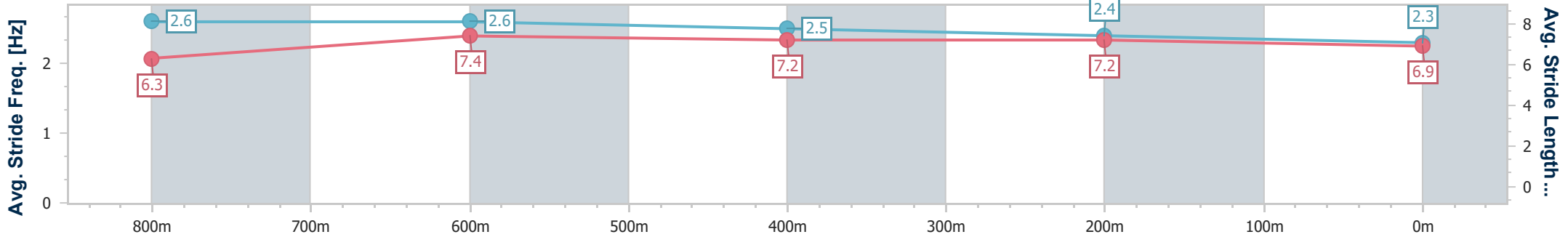
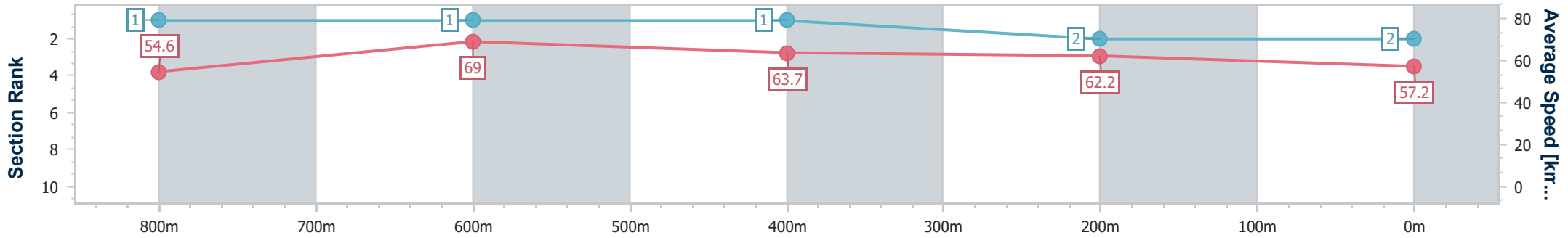
Sunshine Coast QLD Professional
Race 2: STANLEY RIVER THOROUGHBREDS QTIS Three-Year-Old Maiden Handicap - 1000m



13 December 2024 - 18:38

Track Rating: Soft 6, Weather: Overcast, Rail Position: +9m Entire

Section	Overall	800m	600m	400m	200m
Section Times	0:59.14 [2] (0:13.18)	0:45.96 [1] (0:10.57)	0:35.39 [1] (0:11.21)	0:24.18 [1] (0:11.61)	0:12.57 [2] (0:12.57)
Average Speed [km/h]	54.6	69.0	63.7	62.2	57.2
Top Speed [km/h]	71.1	70.7	66.3	63.7	60.9
Avg. Dist. to Rail [m]	3.8	2.2	0.5	0.6	1.1
Avg. Stride Freq. [Hz]	2.6	2.6	2.5	2.4	2.3
Avg. Stride Length [m]	6.3	7.4	7.2	7.2	6.9



- [] Ranking at each section and finish
- .-.- No data available at this section
- NA No data available



Horse/Jockey Name	Bee Two
Final Rank	3
Fastest Section Time (Section)	0:10.59 (800m)
Top Speed [km/h] (Section)	70.6 (800m)
Race State	Finished



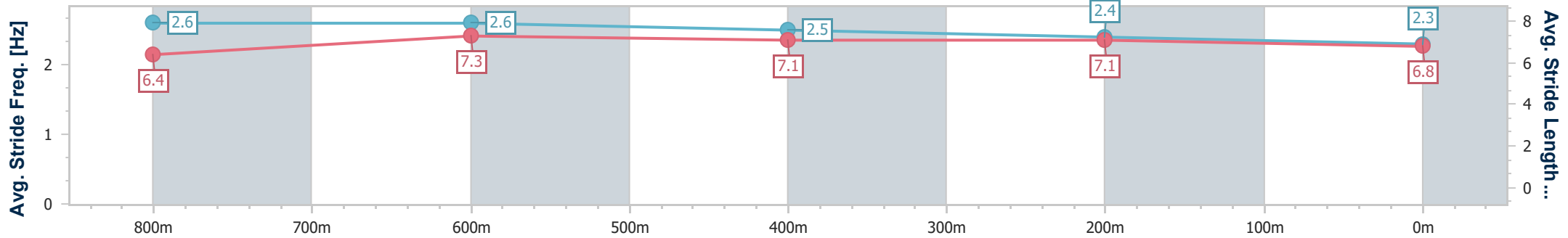
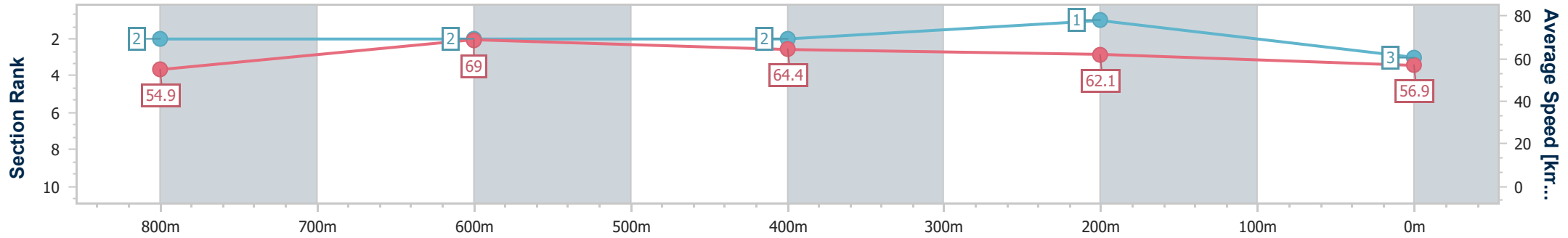
Sunshine Coast QLD Professional
 Race 2: STANLEY RIVER THOROUGHBREDS QTIS Three-Year-Old Maiden Handicap - 1000m



13 December 2024 - 18:38

Track Rating: Soft 6, Weather: Overcast, Rail Position: +9m Entire

Section	Overall	800m	600m	400m	200m
Section Times	0:59.23 [3] (0:13.18)	0:46.05 [2] (0:10.59)	0:35.46 [2] (0:11.20)	0:24.26 [2] (0:11.60)	0:12.66 [1] (0:12.66)
Average Speed [km/h]	54.9	69.0	64.4	62.1	56.9
Top Speed [km/h]	70.1	70.6	67.2	63.6	60.2
Avg. Dist. to Rail [m]	9.8	4.1	0.5	2.1	3.1
Avg. Stride Freq. [Hz]	2.6	2.6	2.5	2.4	2.3
Avg. Stride Length [m]	6.4	7.3	7.1	7.1	6.8



- [] Ranking at each section and finish
- .-.- No data available at this section
- NA No data available



Horse/Jockey Name	Blue Moves
Final Rank	3
Fastest Section Time (Section)	0:10.96 (800m)
Top Speed [km/h] (Section)	69.2 (Overall)
Race State	Finished



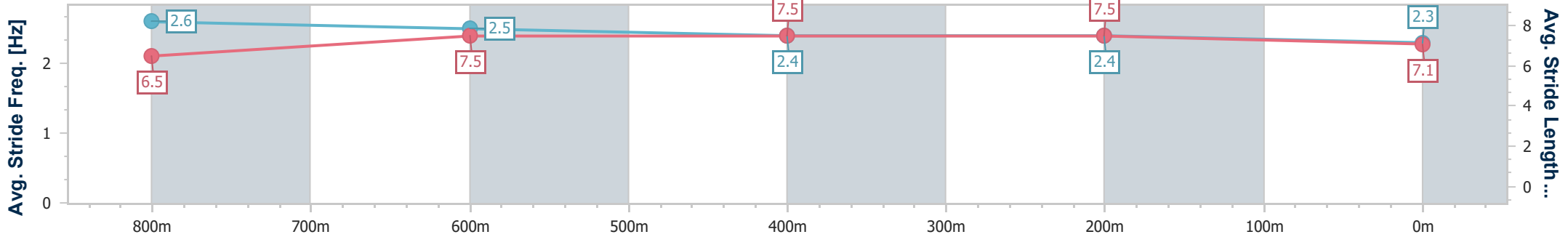
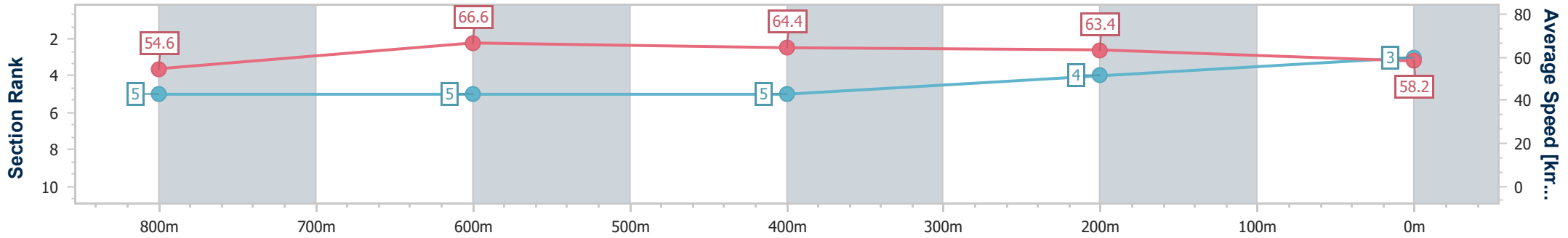
Sunshine Coast QLD Professional
 Race 2: STANLEY RIVER THOROUGHBREDS QTIS Three-Year-
 Old Maiden Handicap - 1000m



13 December 2024 - 18:38

Track Rating: Soft 6, Weather: Overcast, Rail Position: +9m Entire

Section	Overall	800m	600m	400m	200m
Section Times	0:59.23 [3] (0:13.21)	0:46.02 [5] (0:10.96)	0:35.06 [5] (0:11.34)	0:23.72 [5] (0:11.38)	0:12.34 [4] (0:12.34)
Average Speed [km/h]	54.6	66.6	64.4	63.4	58.2
Top Speed [km/h]	69.2	69.2	66.0	64.8	61.4
Avg. Dist. to Rail [m]	8.4	4.4	2.5	3.0	4.3
Avg. Stride Freq. [Hz]	2.6	2.5	2.4	2.4	2.3
Avg. Stride Length [m]	6.5	7.5	7.5	7.5	7.1



- [] Ranking at each section and finish
- .-.- No data available at this section
- NA No data available



Horse/Jockey Name	Divine Source
Final Rank	5
Fastest Section Time (Section)	0:10.68 (800m)
Top Speed [km/h] (Section)	71.2 (800m)
Race State	Finished



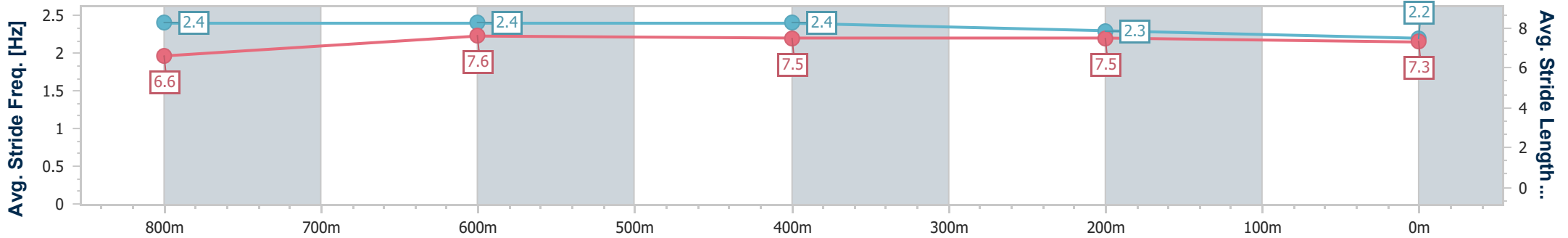
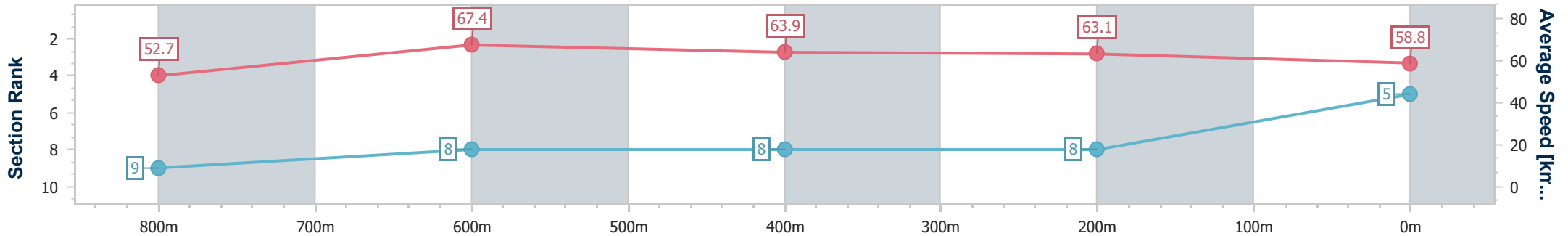
Sunshine Coast QLD Professional
 Race 2: STANLEY RIVER THOROUGHBREDS QTIS Three-Year-
 Old Maiden Handicap - 1000m



13 December 2024 - 18:38

Track Rating: Soft 6, Weather: Overcast, Rail Position: +9m Entire

Section	Overall	800m	600m	400m	200m
Section Times	0:59.37 [5] (0:13.72)	0:45.65 [9] (0:10.68)	0:34.97 [8] (0:11.28)	0:23.69 [8] (0:11.41)	0:12.28 [8] (0:12.28)
Average Speed [km/h]	52.7	67.4	63.9	63.1	58.8
Top Speed [km/h]	70.5	71.2	65.5	64.9	61.9
Avg. Dist. to Rail [m]	3.4	1.4	0.3	0.8	1.1
Avg. Stride Freq. [Hz]	2.4	2.4	2.4	2.3	2.2
Avg. Stride Length [m]	6.6	7.6	7.5	7.5	7.3



- [] Ranking at each section and finish
- .-.- No data available at this section
- NA No data available



Horse/Jockey Name	Gagnante Enchere
Final Rank	6
Fastest Section Time (Section)	0:11.01 (800m)
Top Speed [km/h] (Section)	68.0 (800m)
Race State	Finished



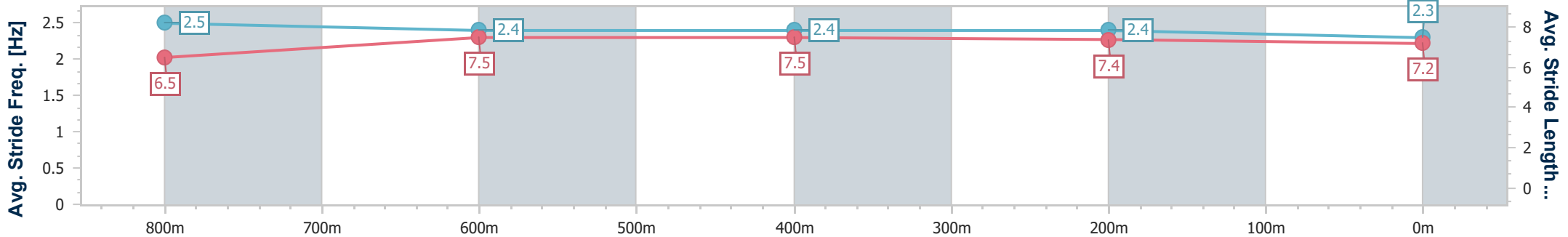
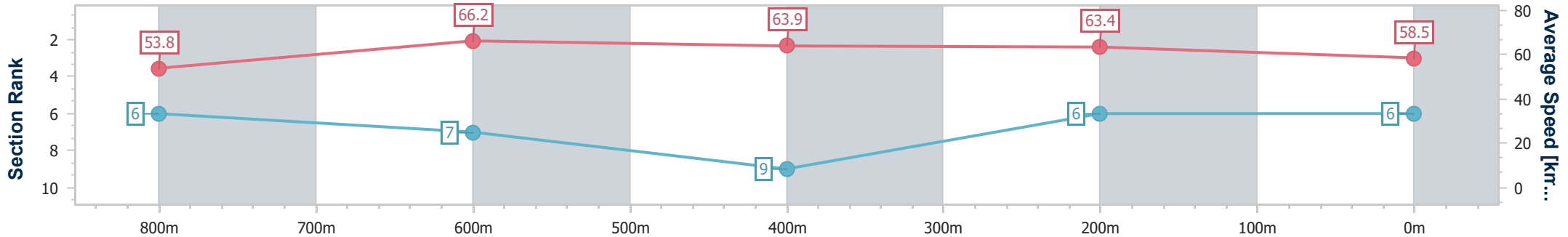
Sunshine Coast QLD Professional
 Race 2: STANLEY RIVER THOROUGHBREDS QTIS Three-Year-
 Old Maiden Handicap - 1000m



13 December 2024 - 18:38

Track Rating: Soft 6, Weather: Overcast, Rail Position: +9m Entire

Section	Overall	800m	600m	400m	200m
Section Times	0:59.37 [6] (0:13.38)	0:45.99 [6] (0:11.01)	0:34.98 [7] (0:11.32)	0:23.66 [9] (0:11.35)	0:12.31 [6] (0:12.31)
Average Speed [km/h]	53.8	66.2	63.9	63.4	58.5
Top Speed [km/h]	66.2	68.0	65.6	65.3	62.0
Avg. Dist. to Rail [m]	5.7	3.2	1.4	2.8	5.2
Avg. Stride Freq. [Hz]	2.5	2.4	2.4	2.4	2.3
Avg. Stride Length [m]	6.5	7.5	7.5	7.4	7.2



- [] Ranking at each section and finish
- .-.- No data available at this section
- NA No data available



Horse/Jockey Name	Full Strength
Final Rank	7
Fastest Section Time (Section)	0:10.92 (800m)
Top Speed [km/h] (Section)	67.8 (Overall)
Race State	Finished



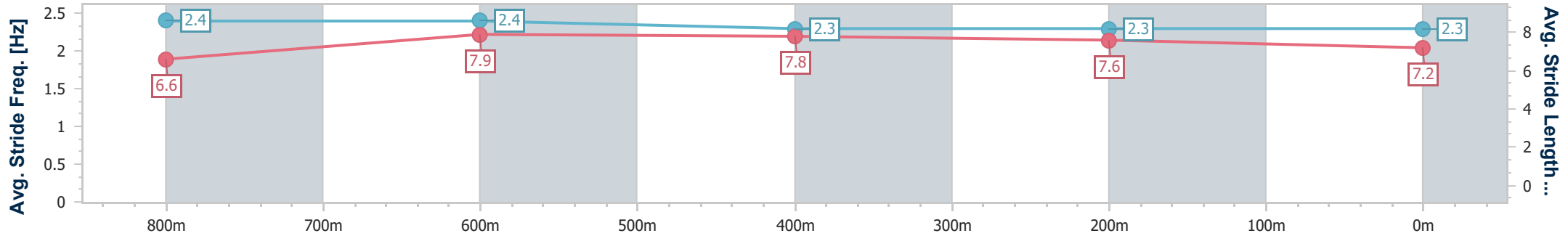
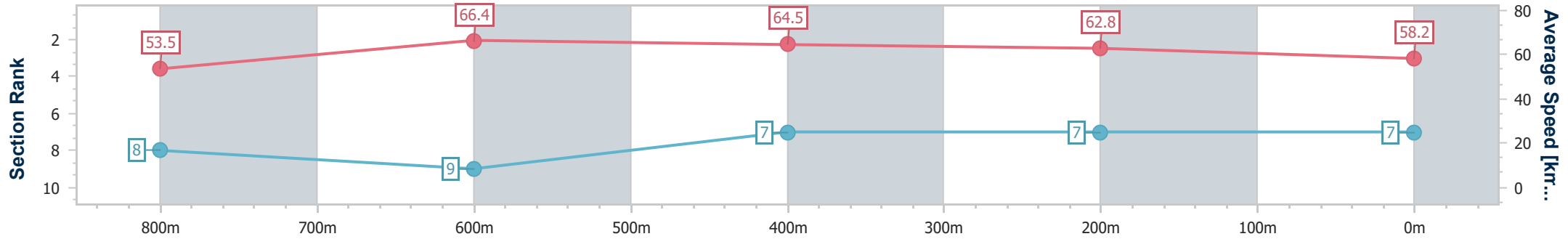
Sunshine Coast QLD Professional
 Race 2: STANLEY RIVER THOROUGHBREDS QTIS Three-Year-
 Old Maiden Handicap - 1000m



13 December 2024 - 18:38

Track Rating: Soft 6, Weather: Overcast, Rail Position: +9m Entire

Section	Overall	800m	600m	400m	200m
Section Times	0:59.43 [7] (0:13.49)	0:45.94 [8] (0:10.92)	0:35.02 [9] (0:11.23)	0:23.79 [7] (0:11.43)	0:12.36 [7] (0:12.36)
Average Speed [km/h]	53.5	66.4	64.5	62.8	58.2
Top Speed [km/h]	67.8	67.5	65.0	65.2	60.9
Avg. Dist. to Rail [m]	6.6	2.6	0.8	3.0	4.3
Avg. Stride Freq. [Hz]	2.4	2.4	2.3	2.3	2.3
Avg. Stride Length [m]	6.6	7.9	7.8	7.6	7.2



- [] Ranking at each section and finish
- .-.- No data available at this section
- NA No data available



Horse/Jockey Name	Flying Warrior
Final Rank	8
Fastest Section Time (Section)	0:10.83 (800m)
Top Speed [km/h] (Section)	69.1 (800m)
Race State	Finished



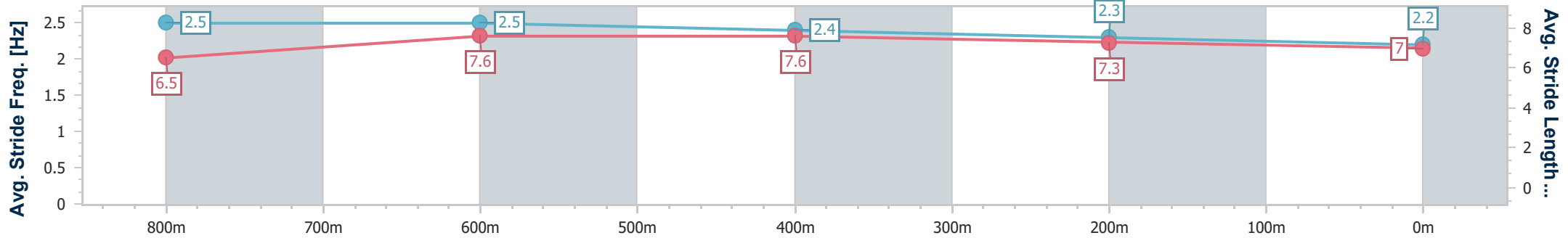
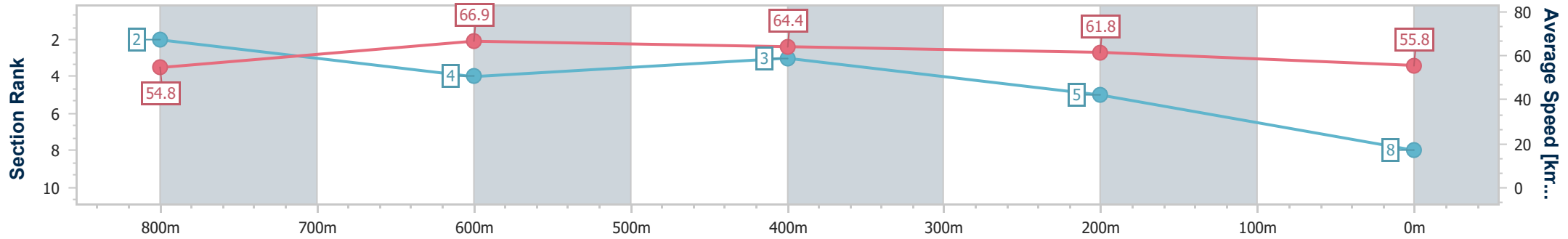
Sunshine Coast QLD Professional
 Race 2: STANLEY RIVER THOROUGHBREDS QTIS Three-Year-Old Maiden Handicap - 1000m



13 December 2024 - 18:38

Track Rating: Soft 6, Weather: Overcast, Rail Position: +9m Entire

Section	Overall	800m	600m	400m	200m
Section Times	0:59.82 [8] (0:13.18)	0:46.64 [2] (0:10.83)	0:35.81 [4] (0:11.27)	0:24.54 [3] (0:11.63)	0:12.91 [5] (0:12.91)
Average Speed [km/h]	54.8	66.9	64.4	61.8	55.8
Top Speed [km/h]	69.0	69.1	66.2	63.5	59.4
Avg. Dist. to Rail [m]	4.7	2.7	1.1	2.0	2.5
Avg. Stride Freq. [Hz]	2.5	2.5	2.4	2.3	2.2
Avg. Stride Length [m]	6.5	7.6	7.6	7.3	7.0



- [] Ranking at each section and finish
- .-.- No data available at this section
- NA No data available



Horse/Jockey Name	Better Acres
Final Rank	9
Fastest Section Time (Section)	0:10.80 (800m)
Top Speed [km/h] (Section)	68.2 (Overall)
Race State	Finished



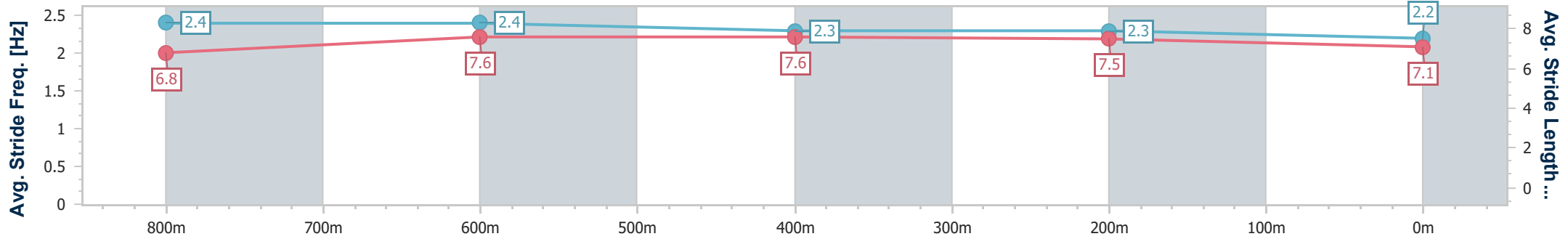
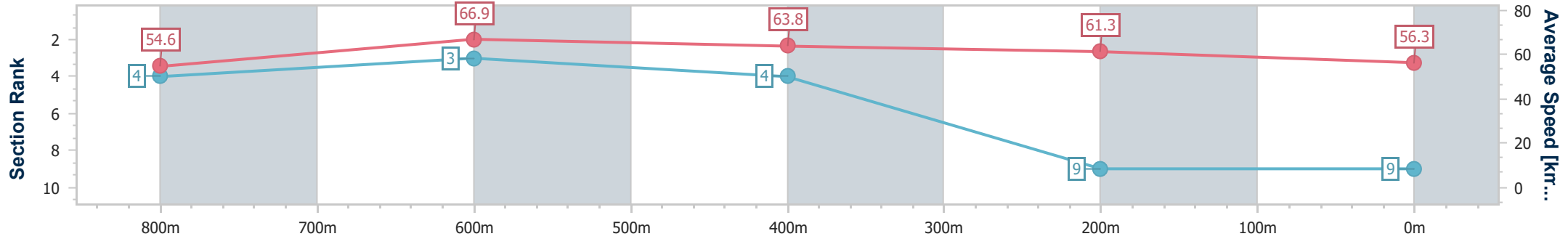
Sunshine Coast QLD Professional
 Race 2: STANLEY RIVER THOROUGHBREDS QTIS Three-Year-
 Old Maiden Handicap - 1000m



13 December 2024 - 18:38

Track Rating: Soft 6, Weather: Overcast, Rail Position: +9m Entire

Section	Overall	800m	600m	400m	200m
Section Times	0:59.91 [9] (0:13.21)	0:46.70 [4] (0:10.80)	0:35.90 [3] (0:11.35)	0:24.55 [4] (0:11.75)	0:12.80 [9] (0:12.80)
Average Speed [km/h]	54.6	66.9	63.8	61.3	56.3
Top Speed [km/h]	68.2	67.7	65.3	62.5	60.1
Avg. Dist. to Rail [m]	1.9	1.6	0.7	0.6	0.8
Avg. Stride Freq. [Hz]	2.4	2.4	2.3	2.3	2.2
Avg. Stride Length [m]	6.8	7.6	7.6	7.5	7.1



- [] Ranking at each section and finish
- .-.- No data available at this section
- NA No data available



Horse/Jockey Name	Braidwood Prince
Final Rank	10
Fastest Section Time (Section)	0:10.84 (800m)
Top Speed [km/h] (Section)	68.4 (Overall)
Race State	Finished



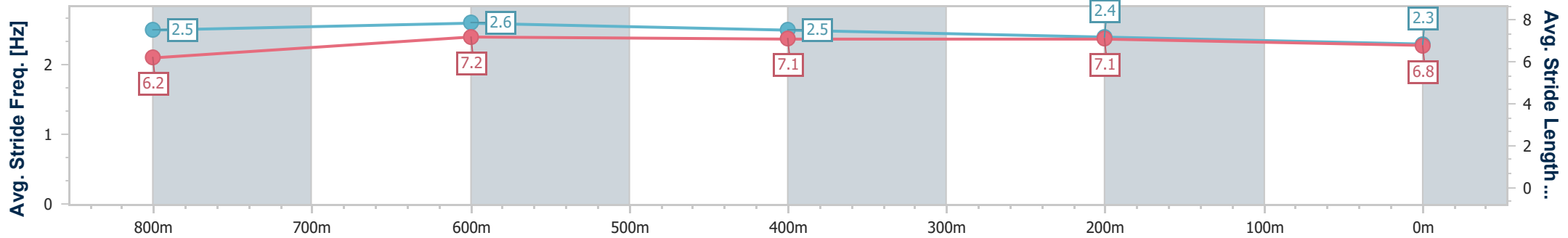
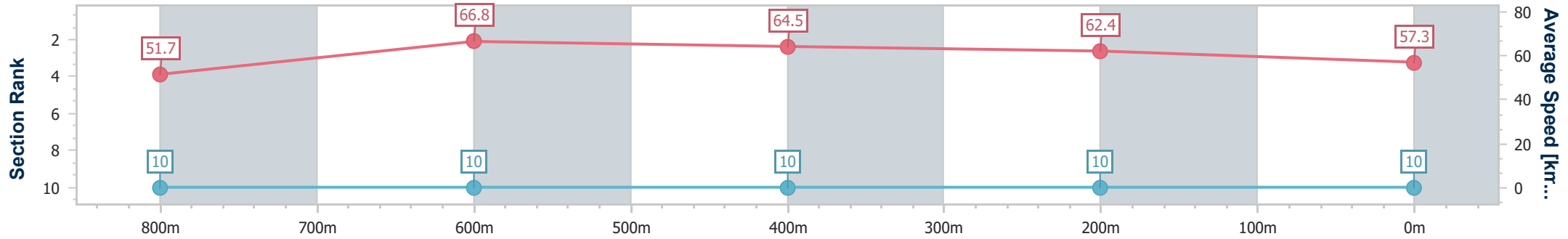
Sunshine Coast QLD Professional
 Race 2: STANLEY RIVER THOROUGHBREDS QTIS Three-Year-
 Old Maiden Handicap - 1000m



13 December 2024 - 18:38

Track Rating: Soft 6, Weather: Overcast, Rail Position: +9m Entire

Section	Overall	800m	600m	400m	200m
Section Times	1:00.16 [10] (0:13.99)	0:46.17 [10] (0:10.84)	0:35.33 [10] (0:11.22)	0:24.11 [10] (0:11.52)	0:12.59 [10] (0:12.59)
Average Speed [km/h]	51.7	66.8	64.5	62.4	57.3
Top Speed [km/h]	68.4	67.6	67.1	64.3	61.4
Avg. Dist. to Rail [m]	6.0	2.1	1.0	2.3	2.4
Avg. Stride Freq. [Hz]	2.5	2.6	2.5	2.4	2.3
Avg. Stride Length [m]	6.2	7.2	7.1	7.1	6.8



- [] Ranking at each section and finish
- .-.- No data available at this section
- NA No data available



Sunshine Coast QLD Professional

Race 3: ACCESS INSULATION SUNSHINE COAST Maiden Handicap - 1000m

13 December 2024 - 19:10



Track Rating: Soft 6, Weather: Overcast, Rail Position: +9m Entire

Section		Overall	800m	600m	400m	200m	Last 600m					
Field Times		0:58.21 (0:13.22)	0:44.99 (0:10.68)	0:34.31 (0:10.95)	0:23.36 (0:11.31)	0:12.05 (0:12.05)	0:34.31					
Rank	TAB Horse/Jockey	Barrier	Top Speed [km/h]	Fastest Section	Margin					Distance Travelled [m]		
1	1 STREAK OF WINNING Kyle Wilson-Taylor	10	69.3 800m	0:10.78 800m	0:58.21 [1] (0:13.30)	0:44.91 [2] (0:10.78)	0:34.13 [3] (0:11.05)	0:23.08 [3] (0:11.03)	0:12.05 [1] (0:12.05)	0:58.21	0:34.13	
2	2 DIBBA DOBBA Brodie Moffat	11	67.9 800m	0:10.81 800m	0:58.51 [2] (0:13.49)	0:45.02 [4] (0:10.81)	0:34.21 [5] (0:11.10)	0:23.11 [4] (0:11.07)	0:12.04 [4] (0:12.04)	1.5L	0:34.21	+1
3	8 ENUFF PILLS Mark Du Plessis	2	68.9 Overall	0:10.58 800m	0:58.52 [3] (0:13.32)	0:45.20 [3] (0:10.58)	0:34.62 [1] (0:10.95)	0:23.67 [1] (0:11.35)	0:12.32 [2] (0:12.32)	1.6L	0:34.62	-2
4	3 VESPER LYND Michael Rodd	9	69.2 800m	0:10.72 800m	0:58.58 [4] (0:13.22)	0:45.36 [1] (0:10.72)	0:34.64 [2] (0:11.13)	0:23.51 [2] (0:11.14)	0:12.37 [3] (0:12.37)	1.9L	0:34.64	+2
5	5 MIDNIGHT MADNESS Robbie Dolan	5	67.4 800m	0:10.92 800m	0:58.85 [5] (0:13.71)	0:45.14 [8] (0:10.92)	0:34.22 [8] (0:11.13)	0:23.09 [8] (0:10.95)	0:12.14 [6] (0:12.14)	3.4L	0:34.22	+1
6	7 MODISTE Cejay Graham	7	68.4 800m	0:10.74 800m	0:58.91 [6] (0:13.52)	0:45.39 [5] (0:10.74)	0:34.65 [4] (0:11.19)	0:23.46 [5] (0:11.17)	0:12.29 [5] (0:12.29)	3.6L	0:34.65	-2
7	4 LATE NIGHT TALKING Jace McMurray	12	67.5 800m	0:10.91 800m	0:59.29 [7] (0:13.67)	0:45.62 [7] (0:10.91)	0:34.71 [7] (0:11.18)	0:23.53 [7] (0:11.22)	0:12.31 [7] (0:12.31)	5.9L	0:34.71	+1
8	10 AMAHLE Luke Tarrant	3	67.8 800m	0:10.74 800m	0:59.78 [8] (0:13.62)	0:46.16 [6] (0:10.74)	0:35.42 [6] (0:11.31)	0:24.11 [6] (0:11.53)	0:12.58 [8] (0:12.58)	8.7L	0:35.42	-1
9	12 RUBOS Minonette Kennedy	6	66.5 800m	0:11.26 800m	0:59.84 [9] (0:13.98)	0:45.86 [11] (0:11.26)	0:34.60 [12] (0:11.27)	0:23.33 [12] (0:11.37)	0:11.96 [11] (0:11.96)	8.9L	0:34.60	+0
10	9 DANE ROAD Dale Smith	4	66.3 800m	0:11.03 800m	0:59.91 [10] (0:13.86)	0:46.05 [9] (0:11.03)	0:35.02 [9] (0:11.13)	0:23.89 [9] (0:11.33)	0:12.56 [9] (0:12.56)	9.2L	0:35.02	-1

[] Ranking at each section and finish
 -:-:- No data available at this section
 NA No data available

SCN Saddle cloth number
 DNF Did not finish
 DNT Did not track



Sunshine Coast QLD Professional
Race 3: ACCESS INSULATION SUNSHINE COAST Maiden Handicap - 1000m
13 December 2024 - 19:10



Track Rating: Soft 6, Weather: Overcast, Rail Position: +9m Entire

Section		Overall	800m	600m	400m	200m	Last 600m					
Field Times		0:58.21 (0:13.22)	0:44.99 (0:10.68)	0:34.31 (0:10.95)	0:23.36 (0:11.31)	0:12.05 (0:12.05)	0:34.31					
Rank	TAB Horse/Jockey	Barrier	Top Speed [km/h]	Fastest Section	Margin					Distance Travelled [m]		
11	11 LUCIFER THE CAT Georgina Cartwright	8	66.0 800m	0:11.06 800m	1:00.04 [11] (0:13.93)	0:46.11 [10] (0:11.06)	0:35.05 [10] (0:11.49)	0:23.56 [11] (0:11.48)	0:12.08 [12] (0:12.08)	9.7L	0:35.05	-2
12	6 FRODASH Damien Boutet	1	66.5 800m	0:10.99 800m	1:00.11 [12] (0:14.14)	0:45.97 [12] (0:10.99)	0:34.98 [11] (0:11.13)	0:23.85 [10] (0:11.41)	0:12.44 [10] (0:12.44)	10L	0:34.98	-2

[] Ranking at each section and finish
 -:-:-:- No data available at this section
 NA No data available

SCN Saddle cloth number
 DNF Did not finish
 DNT Did not track



Horse/Jockey Name	Streak Of Winning
Final Rank	1
Fastest Section Time (Section)	0:10.78 (800m)
Top Speed [km/h] (Section)	69.3 (800m)
Race State	Finished



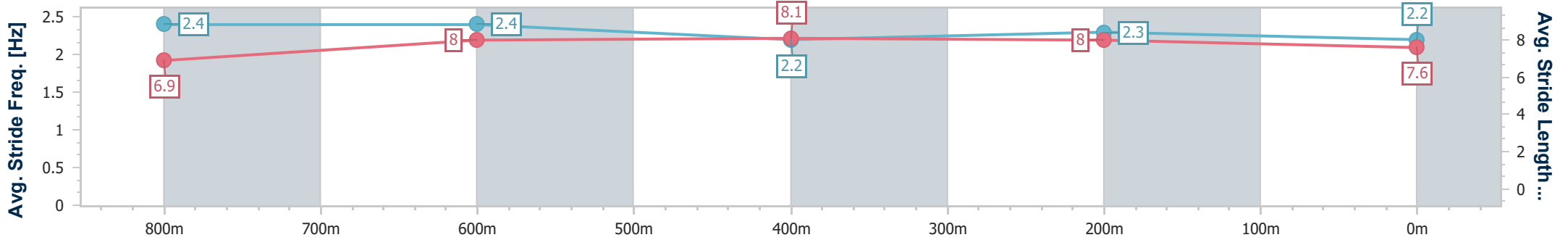
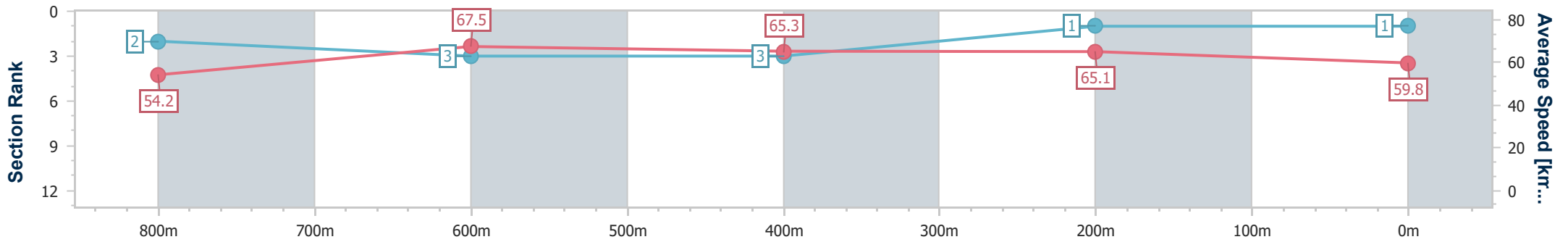
Sunshine Coast QLD Professional
Race 3: ACCESS INSULATION SUNSHINE COAST Maiden Handicap - 1000m



13 December 2024 - 19:10

Track Rating: Soft 6, Weather: Overcast, Rail Position: +9m Entire

Section	Overall	800m	600m	400m	200m
Section Times	0:58.21 [1] (0:13.30)	0:44.91 [2] (0:10.78)	0:34.13 [3] (0:11.05)	0:23.08 [3] (0:11.03)	0:12.05 [1] (0:12.05)
Average Speed [km/h]	54.2	67.5	65.3	65.1	59.8
Top Speed [km/h]	68.7	69.3	65.3	66.1	63.6
Avg. Dist. to Rail [m]	8.6	3.7	0.6	1.0	1.6
Avg. Stride Freq. [Hz]	2.4	2.4	2.2	2.3	2.2
Avg. Stride Length [m]	6.9	8.0	8.1	8.0	7.6



- [] Ranking at each section and finish
- .-.- No data available at this section
- NA No data available



Horse/Jockey Name	Dibba Dobba
Final Rank	2
Fastest Section Time (Section)	0:10.81 (800m)
Top Speed [km/h] (Section)	67.9 (800m)
Race State	Finished



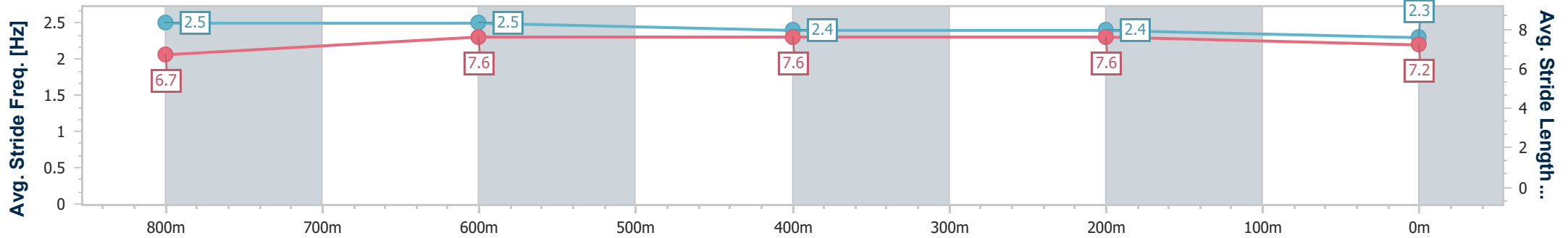
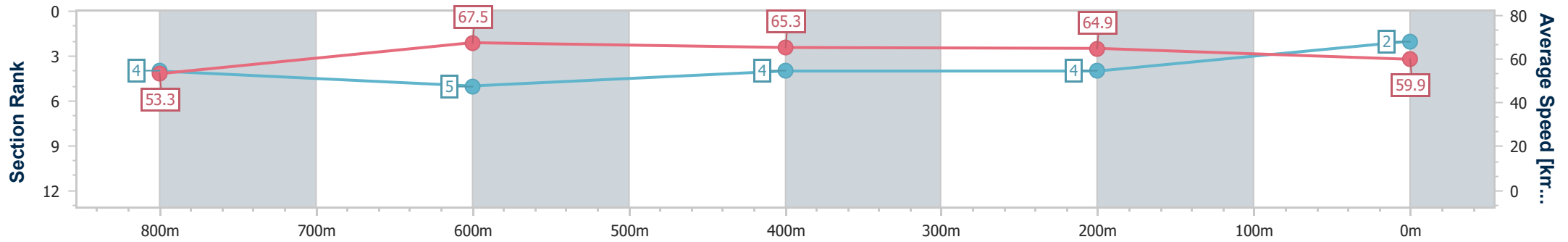
Sunshine Coast QLD Professional
Race 3: ACCESS INSULATION SUNSHINE COAST Maiden Handicap - 1000m



13 December 2024 - 19:10

Track Rating: Soft 6, Weather: Overcast, Rail Position: +9m Entire

Section	Overall	800m	600m	400m	200m
Section Times	0:58.51 [2] (0:13.49)	0:45.02 [4] (0:10.81)	0:34.21 [5] (0:11.10)	0:23.11 [4] (0:11.07)	0:12.04 [4] (0:12.04)
Average Speed [km/h]	53.3	67.5	65.3	64.9	59.9
Top Speed [km/h]	67.4	67.9	66.3	66.7	63.3
Avg. Dist. to Rail [m]	9.3	3.1	1.5	2.4	2.0
Avg. Stride Freq. [Hz]	2.5	2.5	2.4	2.4	2.3
Avg. Stride Length [m]	6.7	7.6	7.6	7.6	7.2



- [] Ranking at each section and finish
- .-.- No data available at this section
- NA No data available



Horse/Jockey Name	Enuff Pills
Final Rank	3
Fastest Section Time (Section)	0:10.58 (800m)
Top Speed [km/h] (Section)	68.9 (Overall)
Race State	Finished



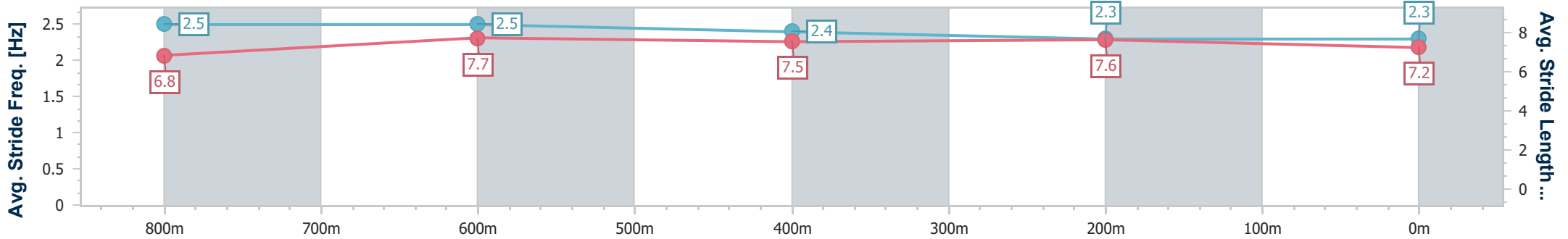
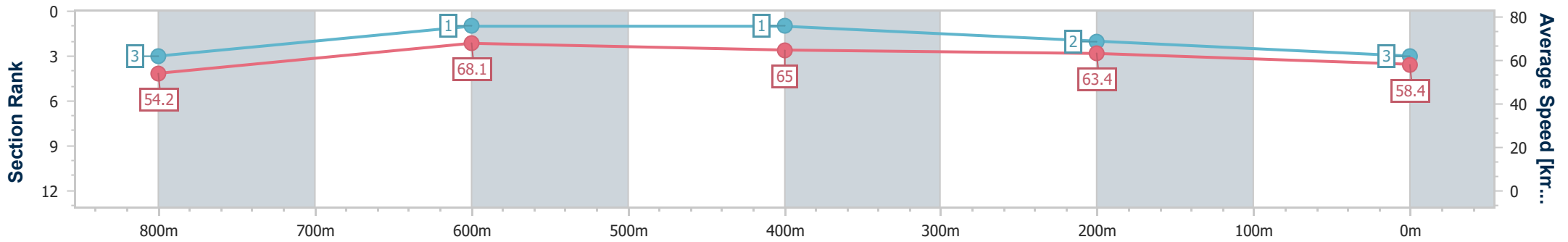
Sunshine Coast QLD Professional
Race 3: ACCESS INSULATION SUNSHINE COAST Maiden Handicap - 1000m



13 December 2024 - 19:10

Track Rating: Soft 6, Weather: Overcast, Rail Position: +9m Entire

Section	Overall	800m	600m	400m	200m
Section Times	0:58.52 [3] (0:13.32)	0:45.20 [3] (0:10.58)	0:34.62 [1] (0:10.95)	0:23.67 [1] (0:11.35)	0:12.32 [2] (0:12.32)
Average Speed [km/h]	54.2	68.1	65.0	63.4	58.4
Top Speed [km/h]	68.9	68.9	68.0	64.9	61.8
Avg. Dist. to Rail [m]	1.2	0.7	1.4	0.6	0.5
Avg. Stride Freq. [Hz]	2.5	2.5	2.4	2.3	2.3
Avg. Stride Length [m]	6.8	7.7	7.5	7.6	7.2



- [] Ranking at each section and finish
- .-.- No data available at this section
- NA No data available



Horse/Jockey Name	Vesper Lynd
Final Rank	4
Fastest Section Time (Section)	0:10.72 (800m)
Top Speed [km/h] (Section)	69.2 (800m)
Race State	Finished



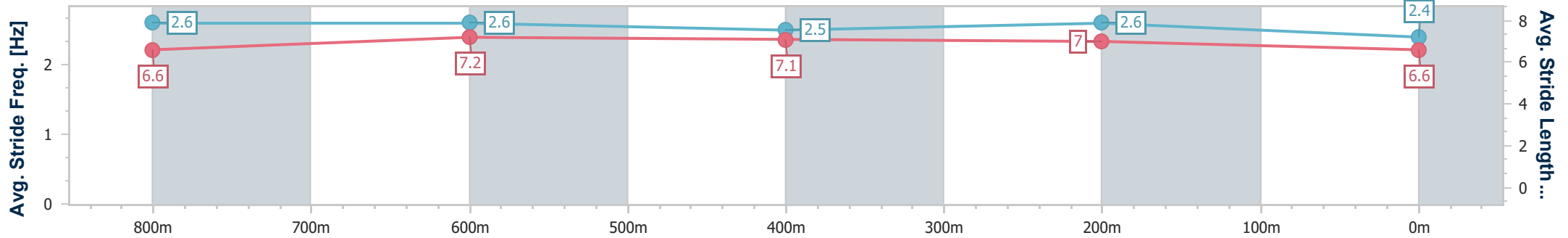
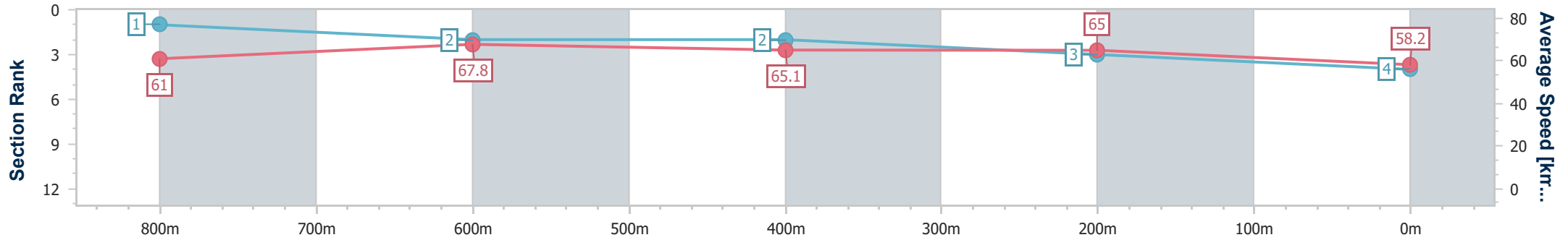
Sunshine Coast QLD Professional
Race 3: ACCESS INSULATION SUNSHINE COAST Maiden Handicap - 1000m



13 December 2024 - 19:10

Track Rating: Soft 6, Weather: Overcast, Rail Position: +9m Entire

Section	Overall	800m	600m	400m	200m
Section Times	0:58.58 [4] (0:13.22)	0:45.36 [1] (0:10.72)	0:34.64 [2] (0:11.13)	0:23.51 [2] (0:11.14)	0:12.37 [3] (0:12.37)
Average Speed [km/h]	61.0	67.8	65.1	65.0	58.2
Top Speed [km/h]	63.7	69.2	68.4	65.9	65.4
Avg. Dist. to Rail [m]	7.3	2.8	1.4	2.7	2.3
Avg. Stride Freq. [Hz]	2.6	2.6	2.5	2.6	2.4
Avg. Stride Length [m]	6.6	7.2	7.1	7.0	6.6



- [] Ranking at each section and finish
- .-.- No data available at this section
- NA No data available



Horse/Jockey Name	Midnight Madness
Final Rank	5
Fastest Section Time (Section)	0:10.92 (800m)
Top Speed [km/h] (Section)	67.4 (800m)
Race State	Finished



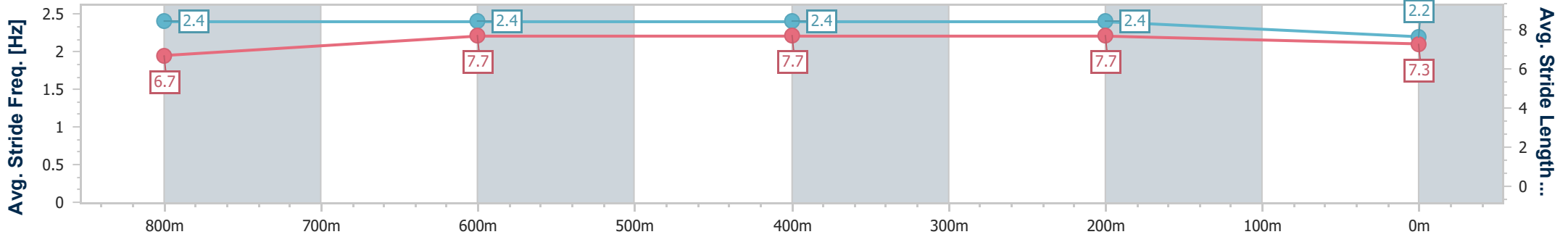
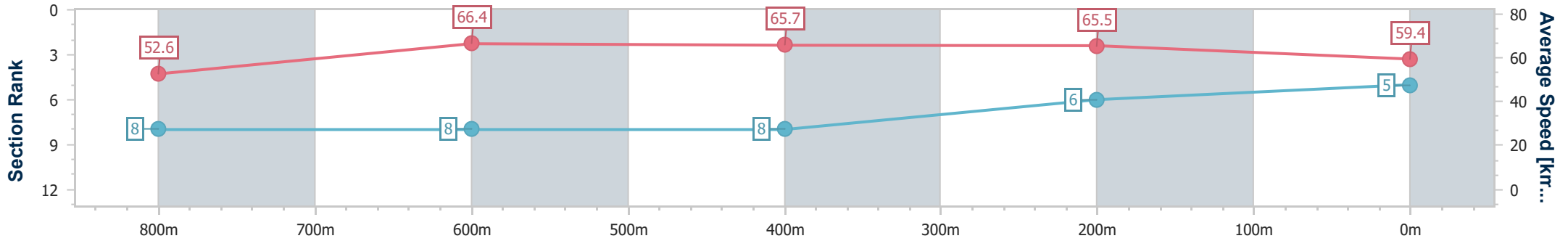
Sunshine Coast QLD Professional
 Race 3: ACCESS INSULATION SUNSHINE COAST Maiden Handicap - 1000m



13 December 2024 - 19:10

Track Rating: Soft 6, Weather: Overcast, Rail Position: +9m Entire

Section	Overall	800m	600m	400m	200m
Section Times	0:58.85 [5] (0:13.71)	0:45.14 [8] (0:10.92)	0:34.22 [8] (0:11.13)	0:23.09 [8] (0:10.95)	0:12.14 [6] (0:12.14)
Average Speed [km/h]	52.6	66.4	65.7	65.5	59.4
Top Speed [km/h]	67.2	67.4	66.8	67.0	63.6
Avg. Dist. to Rail [m]	5.0	2.6	2.3	2.0	1.8
Avg. Stride Freq. [Hz]	2.4	2.4	2.4	2.4	2.2
Avg. Stride Length [m]	6.7	7.7	7.7	7.7	7.3



- [] Ranking at each section and finish
- .-.- No data available at this section
- NA No data available



Horse/Jockey Name	Modiste
Final Rank	6
Fastest Section Time (Section)	0:10.74 (800m)
Top Speed [km/h] (Section)	68.4 (800m)
Race State	Finished



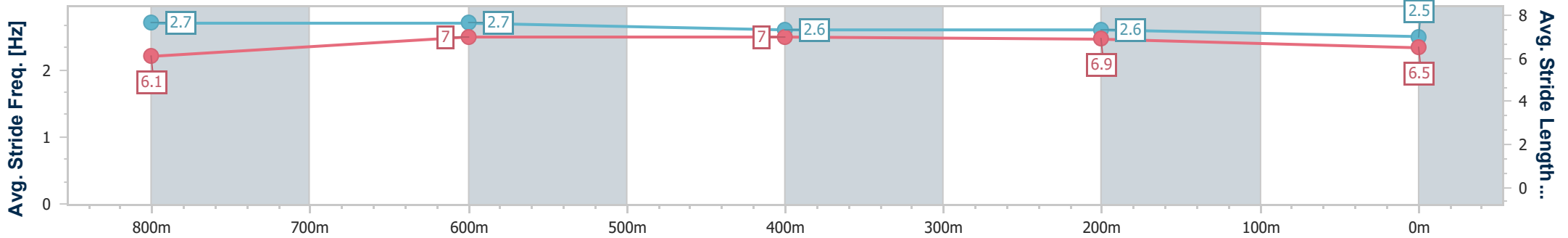
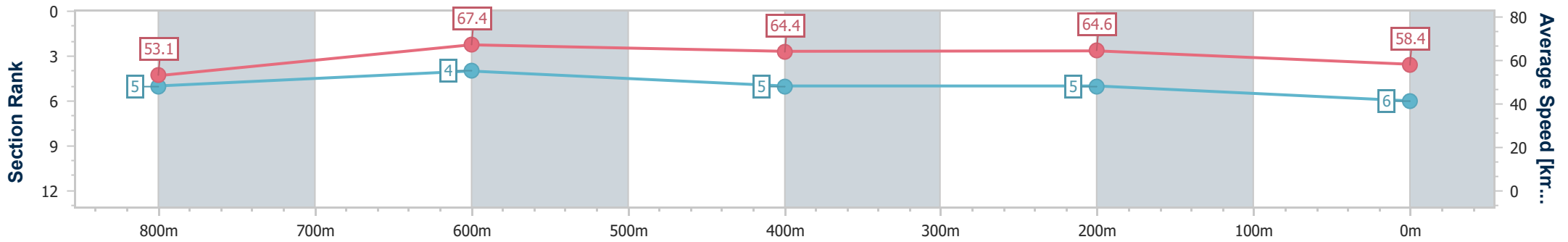
Sunshine Coast QLD Professional
 Race 3: ACCESS INSULATION SUNSHINE COAST Maiden
 Handicap - 1000m



13 December 2024 - 19:10

Track Rating: Soft 6, Weather: Overcast, Rail Position: +9m Entire

Section	Overall	800m	600m	400m	200m
Section Times	0:58.91 [6] (0:13.52)	0:45.39 [5] (0:10.74)	0:34.65 [4] (0:11.19)	0:23.46 [5] (0:11.17)	0:12.29 [5] (0:12.29)
Average Speed [km/h]	53.1	67.4	64.4	64.6	58.4
Top Speed [km/h]	66.7	68.4	66.9	65.3	63.1
Avg. Dist. to Rail [m]	5.6	1.7	0.4	0.5	0.6
Avg. Stride Freq. [Hz]	2.7	2.7	2.6	2.6	2.5
Avg. Stride Length [m]	6.1	7.0	7.0	6.9	6.5



- [] Ranking at each section and finish
- .-.- No data available at this section
- NA No data available



Horse/Jockey Name	Late Night Talking
Final Rank	7
Fastest Section Time (Section)	0:10.91 (800m)
Top Speed [km/h] (Section)	67.5 (800m)
Race State	Finished



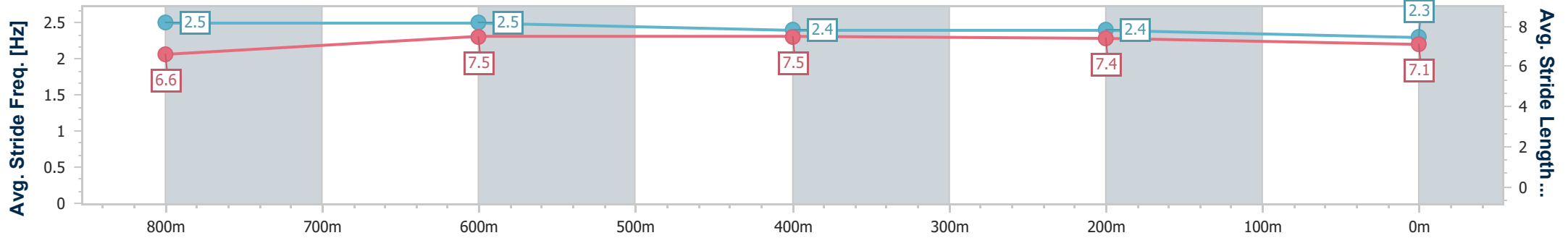
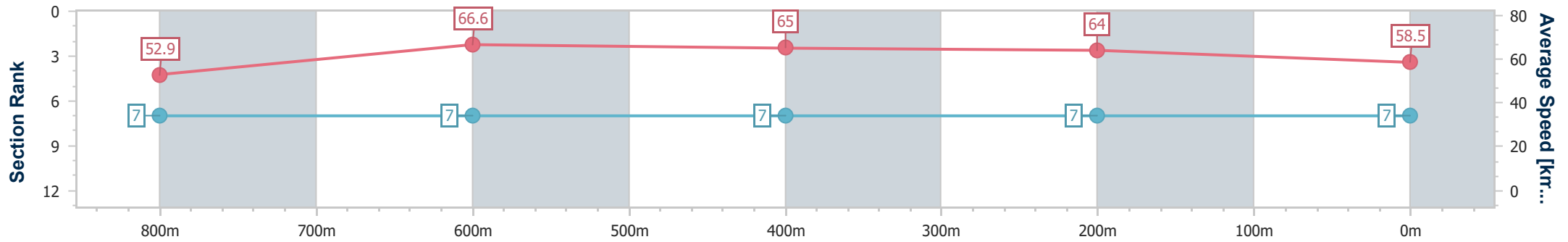
Sunshine Coast QLD Professional
Race 3: ACCESS INSULATION SUNSHINE COAST Maiden Handicap - 1000m



13 December 2024 - 19:10

Track Rating: Soft 6, Weather: Overcast, Rail Position: +9m Entire

Section	Overall	800m	600m	400m	200m
Section Times	0:59.29 [7] (0:13.67)	0:45.62 [7] (0:10.91)	0:34.71 [7] (0:11.18)	0:23.53 [7] (0:11.22)	0:12.31 [7] (0:12.31)
Average Speed [km/h]	52.9	66.6	65.0	64.0	58.5
Top Speed [km/h]	66.5	67.5	66.7	65.0	62.6
Avg. Dist. to Rail [m]	10.8	3.4	1.4	2.2	2.9
Avg. Stride Freq. [Hz]	2.5	2.5	2.4	2.4	2.3
Avg. Stride Length [m]	6.6	7.5	7.5	7.4	7.1



- [] Ranking at each section and finish
- .-.- No data available at this section
- NA No data available



Horse/Jockey Name	Amahle
Final Rank	8
Fastest Section Time (Section)	0:10.74 (800m)
Top Speed [km/h] (Section)	67.8 (800m)
Race State	Finished



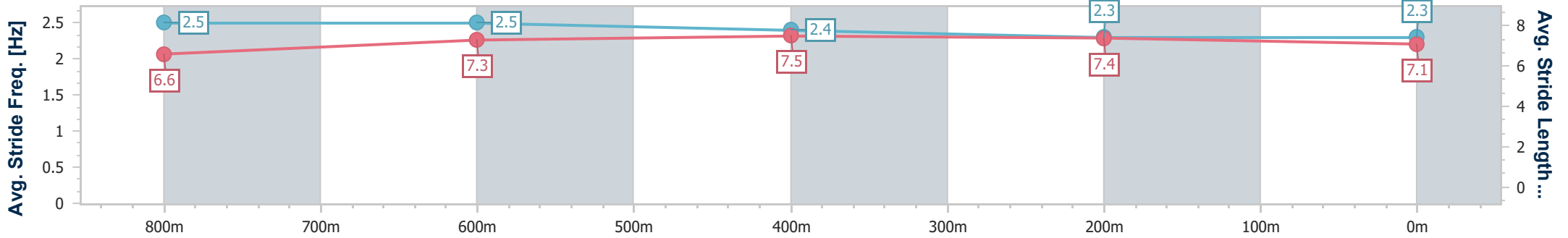
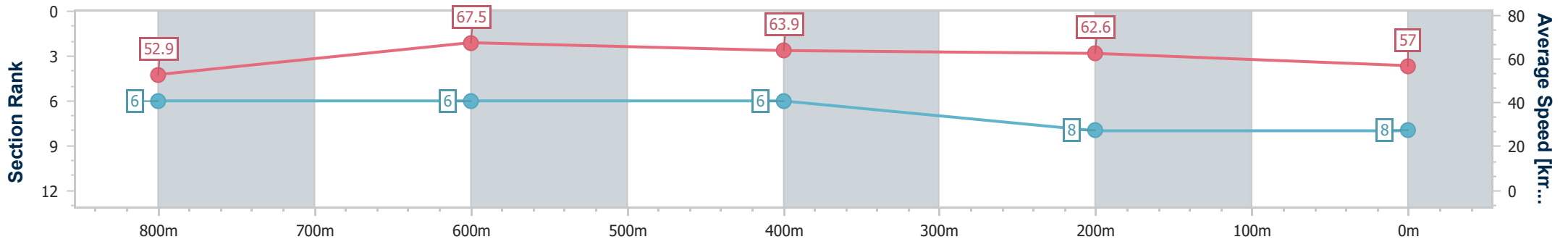
Sunshine Coast QLD Professional
Race 3: ACCESS INSULATION SUNSHINE COAST Maiden Handicap - 1000m



13 December 2024 - 19:10

Track Rating: Soft 6, Weather: Overcast, Rail Position: +9m Entire

Section	Overall	800m	600m	400m	200m
Section Times	0:59.78 [8] (0:13.62)	0:46.16 [6] (0:10.74)	0:35.42 [6] (0:11.31)	0:24.11 [6] (0:11.53)	0:12.58 [8] (0:12.58)
Average Speed [km/h]	52.9	67.5	63.9	62.6	57.0
Top Speed [km/h]	67.7	67.8	65.6	64.8	60.8
Avg. Dist. to Rail [m]	2.7	1.2	0.9	0.9	1.3
Avg. Stride Freq. [Hz]	2.5	2.5	2.4	2.3	2.3
Avg. Stride Length [m]	6.6	7.3	7.5	7.4	7.1



- [] Ranking at each section and finish
- .-.- No data available at this section
- NA No data available



Horse/Jockey Name	Rubos
Final Rank	9
Fastest Section Time (Section)	0:11.26 (800m)
Top Speed [km/h] (Section)	66.5 (800m)
Race State	Finished



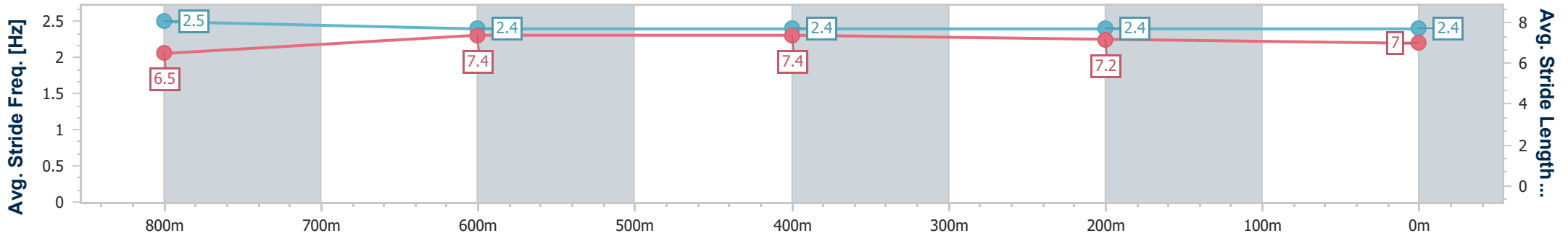
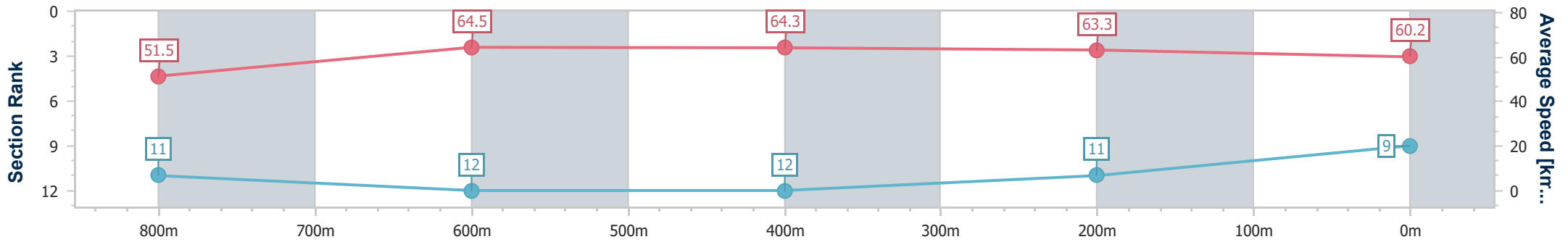
Sunshine Coast QLD Professional
Race 3: ACCESS INSULATION SUNSHINE COAST Maiden Handicap - 1000m



13 December 2024 - 19:10

Track Rating: Soft 6, Weather: Overcast, Rail Position: +9m Entire

Section	Overall	800m	600m	400m	200m
Section Times	0:59.84 [9] (0:13.98)	0:45.86 [11] (0:11.26)	0:34.60 [12] (0:11.27)	0:23.33 [12] (0:11.37)	0:11.96 [11] (0:11.96)
Average Speed [km/h]	51.5	64.5	64.3	63.3	60.2
Top Speed [km/h]	64.0	66.5	65.5	64.4	63.5
Avg. Dist. to Rail [m]	6.5	3.3	0.9	2.6	3.9
Avg. Stride Freq. [Hz]	2.5	2.4	2.4	2.4	2.4
Avg. Stride Length [m]	6.5	7.4	7.4	7.2	7.0



- [] Ranking at each section and finish
- .-.- No data available at this section
- NA No data available



Horse/Jockey Name	Dane Road
Final Rank	10
Fastest Section Time (Section)	0:11.03 (800m)
Top Speed [km/h] (Section)	66.3 (800m)
Race State	Finished



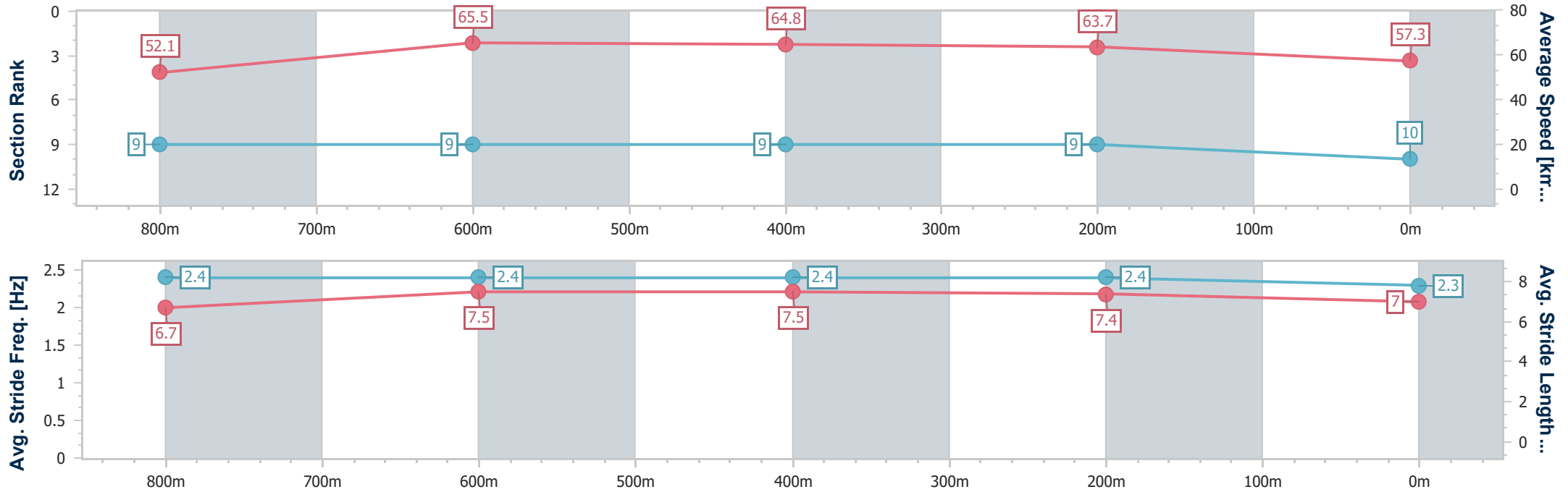
Sunshine Coast QLD Professional
Race 3: ACCESS INSULATION SUNSHINE COAST Maiden Handicap - 1000m



13 December 2024 - 19:10

Track Rating: Soft 6, Weather: Overcast, Rail Position: +9m Entire

Section	Overall	800m	600m	400m	200m
Section Times	0:59.91 [10] (0:13.86)	0:46.05 [9] (0:11.03)	0:35.02 [9] (0:11.13)	0:23.89 [9] (0:11.33)	0:12.56 [9] (0:12.56)
Average Speed [km/h]	52.1	65.5	64.8	63.7	57.3
Top Speed [km/h]	65.1	66.3	65.8	65.5	60.7
Avg. Dist. to Rail [m]	3.6	1.4	0.5	1.5	2.5
Avg. Stride Freq. [Hz]	2.4	2.4	2.4	2.4	2.3
Avg. Stride Length [m]	6.7	7.5	7.5	7.4	7.0



- [] Ranking at each section and finish
- .-.- No data available at this section
- NA No data available



Horse/Jockey Name	Lucifer The Cat
Final Rank	11
Fastest Section Time (Section)	0:11.06 (800m)
Top Speed [km/h] (Section)	66.0 (800m)
Race State	Finished



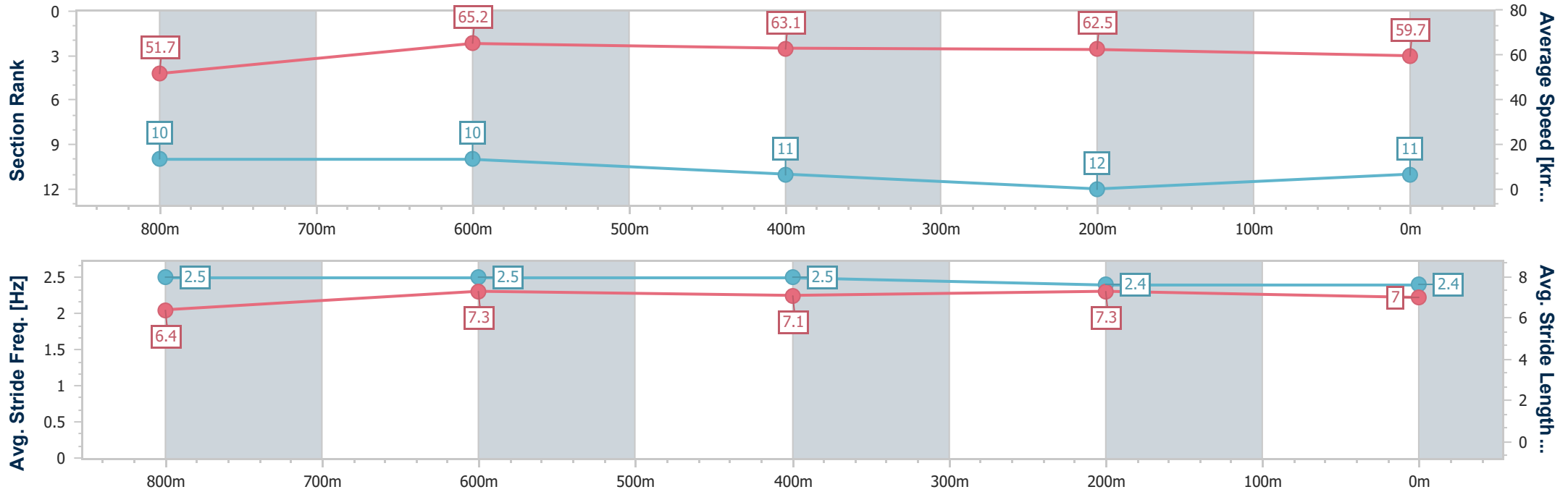
Sunshine Coast QLD Professional
Race 3: ACCESS INSULATION SUNSHINE COAST Maiden Handicap - 1000m



13 December 2024 - 19:10

Track Rating: Soft 6, Weather: Overcast, Rail Position: +9m Entire

Section	Overall	800m	600m	400m	200m
Section Times	1:00.04 [11] (0:13.93)	0:46.11 [10] (0:11.06)	0:35.05 [10] (0:11.49)	0:23.56 [11] (0:11.48)	0:12.08 [12] (0:12.08)
Average Speed [km/h]	51.7	65.2	63.1	62.5	59.7
Top Speed [km/h]	66.0	66.0	65.4	63.4	62.4
Avg. Dist. to Rail [m]	6.2	1.9	0.8	0.8	0.5
Avg. Stride Freq. [Hz]	2.5	2.5	2.5	2.4	2.4
Avg. Stride Length [m]	6.4	7.3	7.1	7.3	7.0



- [] Ranking at each section and finish
- .-.- No data available at this section
- NA No data available



Horse/Jockey Name	Frodash
Final Rank	12
Fastest Section Time (Section)	0:10.99 (800m)
Top Speed [km/h] (Section)	66.5 (800m)
Race State	Finished



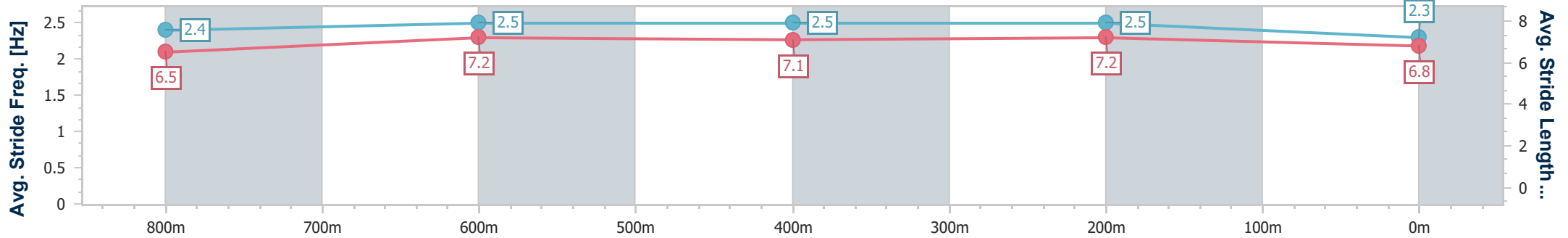
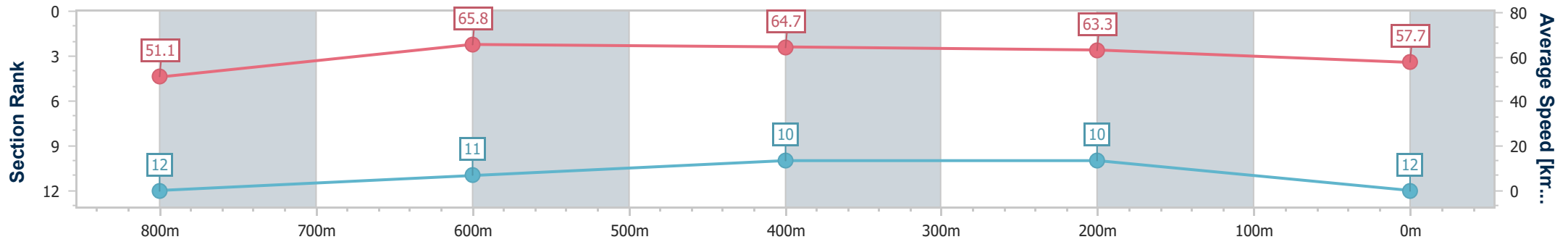
Sunshine Coast QLD Professional
Race 3: ACCESS INSULATION SUNSHINE COAST Maiden Handicap - 1000m



13 December 2024 - 19:10

Track Rating: Soft 6, Weather: Overcast, Rail Position: +9m Entire

Section	Overall	800m	600m	400m	200m
Section Times	1:00.11 [12] (0:14.14)	0:45.97 [12] (0:10.99)	0:34.98 [11] (0:11.13)	0:23.85 [10] (0:11.41)	0:12.44 [10] (0:12.44)
Average Speed [km/h]	51.1	65.8	64.7	63.3	57.7
Top Speed [km/h]	65.8	66.5	65.6	64.5	61.0
Avg. Dist. to Rail [m]	2.0	1.5	0.4	0.2	0.2
Avg. Stride Freq. [Hz]	2.4	2.5	2.5	2.5	2.3
Avg. Stride Length [m]	6.5	7.2	7.1	7.2	6.8



- [] Ranking at each section and finish
- .-.- No data available at this section
- NA No data available



Sunshine Coast QLD Professional
Race 4: KILCOY GLOBAL FOODS RATINGS BAND 0 - 58 Handicap - 1400m
13 December 2024 - 19:39



Track Rating: Soft 6, Weather: Overcast, Rail Position: +9m Entire

Section		Overall	1200m	1000m	800m	600m	400m	Last 600m				
Field Times		1:25.36 (0:13.90)	1:11.46 (0:11.56)	0:59.90 (0:12.13)	0:47.77 (0:12.25)	0:35.52 (0:11.90)	0:23.62 (0:11.54)	0:35.52				
Rank	TAB Horse/Jockey	Barrier	Top Speed [km/h]	Fastest Section					Distance Travelled [m]			
1	1 CLIPPER SHIP Justin Huxtable	6	64.8 400m	0:11.40 400m	1:25.36 [1] (0:14.09)	1:11.27 [4] (0:11.73)	0:59.54 [5] (0:12.17)	0:47.37 [5] (0:12.14)	0:35.23 [4] (0:11.92)	0:23.31 [4] (0:11.40)	0:35.23	
2	10 YEAH COPY Cejay Graham	11	63.9 Overall	0:11.53 400m	1:25.38 [2] (0:13.90)	1:11.48 [1] (0:11.69)	0:59.79 [2] (0:12.14)	0:47.65 [2] (0:12.14)	0:35.51 [2] (0:11.94)	0:23.57 [2] (0:11.53)	0:35.51	+1
3	7 SCRIBBLE Nikita Beriman	5	64.8 1200m	0:11.53 1200m	1:25.40 [3] (0:13.93)	1:11.47 [2] (0:11.53)	0:59.94 [1] (0:12.13)	0:47.81 [1] (0:12.25)	0:35.56 [1] (0:11.90)	0:23.66 [1] (0:11.54)	0:35.56	-1
4	5 BAVARIAN LADY Justin Stanley	1	70.7 Overall	0:11.55 400m	1:25.69 [4] (0:14.11)	1:11.58 [5] (0:11.61)	0:59.97 [3] (0:12.11)	0:47.86 [3] (0:12.21)	0:35.65 [3] (0:11.96)	0:23.69 [3] (0:11.55)	0:35.65	-1
5	6 BLUEPRINT Luke Tarrant	3	65.6 1200m	0:11.48 400m	1:25.86 [5] (0:14.61)	1:11.25 [10] (0:11.79)	0:59.46 [10] (0:12.17)	0:47.29 [10] (0:12.05)	0:35.24 [9] (0:11.91)	0:23.33 [11] (0:11.48)	0:35.24	-1
6	9 PRETTY LITTLE LASS Kyle Wilson-Taylor	8	64.2 400m	0:11.48 400m	1:25.93 [6] (0:14.38)	1:11.55 [8] (0:11.80)	0:59.75 [8] (0:12.13)	0:47.62 [8] (0:12.17)	0:35.45 [8] (0:11.81)	0:23.64 [7] (0:11.48)	0:35.45	-2
7	3 ATLANTIC ROYAL Mark Du Plessis	12	65.1 1200m	0:11.41 400m	1:25.99 [7] (0:14.69)	1:11.30 [11] (0:11.68)	0:59.62 [9] (0:12.09)	0:47.53 [9] (0:12.18)	0:35.35 [10] (0:11.80)	0:23.55 [9] (0:11.41)	0:35.35	+4
8	11 EL KABONG Jason Taylor	4	64.5 400m	0:11.36 400m	1:26.22 [8] (0:14.97)	1:11.25 [12] (0:11.73)	0:59.52 [12] (0:12.10)	0:47.42 [12] (0:12.10)	0:35.32 [12] (0:11.62)	0:23.70 [10] (0:11.36)	0:35.32	-2
9	12 CLAUDIUS Georgina Cartwright	2	63.4 Overall	0:11.71 400m	1:26.24 [9] (0:14.29)	1:11.95 [7] (0:11.75)	1:00.20 [7] (0:12.05)	0:48.15 [6] (0:12.25)	0:35.90 [7] (0:11.99)	0:23.91 [8] (0:11.71)	0:35.90	+1
10	4 ABOVE THE SKY Jace McMurray	9	63.2 400m	0:11.58 400m	1:26.52 [10] (0:14.56)	1:11.96 [9] (0:11.90)	1:00.06 [11] (0:12.16)	0:47.90 [11] (0:12.18)	0:35.72 [11] (0:11.91)	0:23.81 [12] (0:11.58)	0:35.72	+6

[] Ranking at each section and finish
 -:-:- No data available at this section
 NA No data available

SCN Saddle cloth number
 DNF Did not finish
 DNT Did not track



Sunshine Coast QLD Professional
Race 4: KILCOY GLOBAL FOODS RATINGS BAND 0 - 58 Handicap - 1400m
13 December 2024 - 19:39



Track Rating: Soft 6, Weather: Overcast, Rail Position: +9m Entire

Section	Overall	1200m	1000m	800m	600m	400m	Last 600m
Field Times	1:25.36 (0:13.90)	1:11.46 (0:11.56)	0:59.90 (0:12.13)	0:47.77 (0:12.25)	0:35.52 (0:11.90)	0:23.62 (0:11.54)	0:35.52

Rank	TAB	Horse/Jockey	Barrier	Top Speed [km/h]	Fastest Section	Overall	1200m	1000m	800m	600m	400m	Last 600m	Distance Travelled [m]
11	2	JUNGLE FEVER Corey Sutherland	7	64.1	0:11.69	1:26.60 [11] (0:14.00)	1:12.60 [3] (0:11.79)	1:00.81 [4] (0:12.13)	0:48.68 [4] (0:12.23)	0:36.45 [5] (0:11.91)	0:24.54 [5] (0:11.69)	0:36.45	+4
12	8	BLERIOT Damien Boutet	10	64.2	0:11.75	1:26.88 [12] (0:14.23)	1:12.65 [6] (0:11.78)	1:00.87 [6] (0:12.10)	0:48.77 [7] (0:12.17)	0:36.60 [6] (0:11.88)	0:24.72 [6] (0:11.75)	0:36.60	-2

[] Ranking at each section and finish
 -:-:-:- No data available at this section
 NA No data available

SCN Saddle cloth number
 DNF Did not finish
 DNT Did not track



Sunshine Coast QLD Professional
Race 4: KILCOY GLOBAL FOODS RATINGS BAND 0 - 58 Handicap - 1400m
13 December 2024 - 19:39



Track Rating: Soft 6, Weather: Overcast, Rail Position: +9m Entire

Section				200m				Last 600m	
Field Times				0:12.08 (0:12.08)				0:35.52	
Rank	TAB	Horse/Jockey	Barrier	Top Speed [km/h]	Fastest Section	Margin			Distance Travelled [m]
1	1	CLIPPER SHIP Justin Huxtable	6	64.8 400m	0:11.40 400m	0:11.91 [3] (0:11.91)	1:25.36		0:35.23
2	10	YEAH COPY Cejay Graham	11	63.9 Overall	0:11.53 400m	0:12.04 [2] (0:12.04)	0.1L		0:35.51 +1
3	7	SCRIBBLE Nikita Beriman	5	64.8 1200m	0:11.53 1200m	0:12.12 [1] (0:12.12)	0.2L		0:35.56 -1
4	5	BAVARIAN LADY Justin Stanley	1	70.7 Overall	0:11.55 400m	0:12.14 [4] (0:12.14)	1.7L		0:35.65 -1
5	6	BLUEPRINT Luke Tarrant	3	65.6 1200m	0:11.48 400m	0:11.85 [10] (0:11.85)	2.7L		0:35.24 -1
6	9	PRETTY LITTLE LASS Kyle Wilson-Taylor	8	64.2 400m	0:11.48 400m	0:12.16 [6] (0:12.16)	3L		0:35.45 -2
7	3	ATLANTIC ROYAL Mark Du Plessis	12	65.1 1200m	0:11.41 400m	0:12.14 [7] (0:12.14)	3.2L		0:35.35 +4
8	11	EL KABONG Jason Taylor	4	64.5 400m	0:11.36 400m	0:12.34 [8] (0:12.34)	4.5L		0:35.32 -2
9	12	CLAUDIUS Georgina Cartwright	2	63.4 Overall	0:11.71 400m	0:12.20 [11] (0:12.20)	4.6L		0:35.90 +1
10	4	ABOVE THE SKY Jace McMurray	9	63.2 400m	0:11.58 400m	0:12.23 [12] (0:12.23)	6.1L		0:35.72 +6

[] Ranking at each section and finish
 -:-:- No data available at this section
 NA No data available

SCN Saddle cloth number
 DNF Did not finish
 DNT Did not track



Sunshine Coast QLD Professional
Race 4: KILCOY GLOBAL FOODS RATINGS BAND 0 - 58 Handicap - 1400m
13 December 2024 - 19:39



Track Rating: Soft 6, Weather: Overcast, Rail Position: +9m Entire

Section				200m				Last 600m		
Field Times				0:12.08 (0:12.08)				0:35.52		
Rank	TAB	Horse/Jockey	Barrier	Top Speed [km/h]	Fastest Section	Margin			Distance Travelled [m]	
11	2	JUNGLE FEVER	7	64.1	0:11.69	0:12.85 [5]	6.5L		0:36.45	+4
		Corey Sutherland		Overall	400m	(0:12.85)				
12	8	BLERIOT	10	64.2	0:11.75	0:12.97 [9]	8L		0:36.60	-2
		Damien Boutet		1200m	400m	(0:12.97)				



Horse/Jockey Name	Clipper Ship
Final Rank	1
Fastest Section Time (Section)	0:11.40 (400m)
Top Speed [km/h] (Section)	64.8 (400m)
Race State	Finished



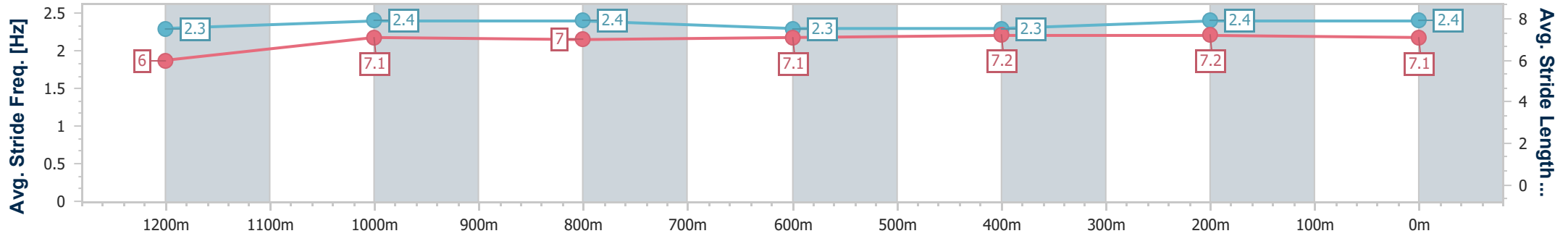
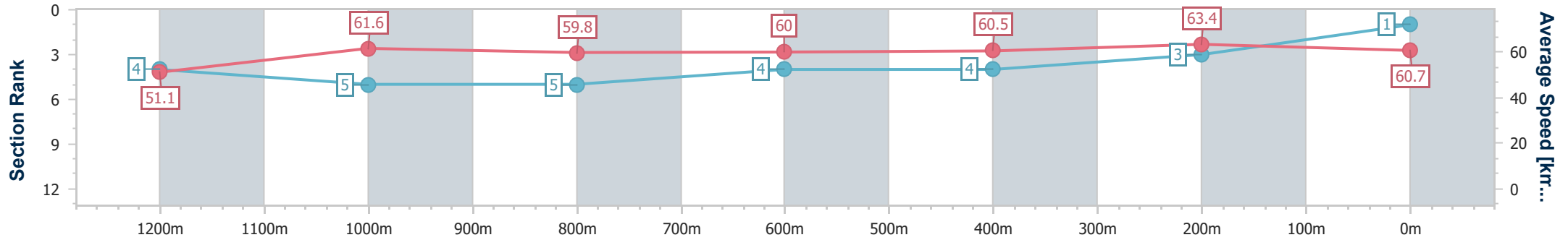
Sunshine Coast QLD Professional
 Race 4: KILCOY GLOBAL FOODS RATINGS BAND 0 - 58
 Handicap - 1400m



13 December 2024 - 19:39

Track Rating: Soft 6, Weather: Overcast, Rail Position: +9m Entire

Section	Overall	1200m	1000m	800m	600m	400m	200m
Section Times	1:25.36 [1] (0:14.09)	1:11.27 [4] (0:11.73)	0:59.54 [5] (0:12.17)	0:47.37 [5] (0:12.14)	0:35.23 [4] (0:11.92)	0:23.31 [4] (0:11.40)	0:11.91 [3] (0:11.91)
Average Speed [km/h]	51.1	61.6	59.8	60.0	60.5	63.4	60.7
Top Speed [km/h]	63.7	63.5	62.5	61.9	62.4	64.8	62.8
Avg. Dist. to Rail [m]	4.5	2.9	2.8	1.2	0.2	1.3	3.4
Avg. Stride Freq. [Hz]	2.3	2.4	2.4	2.3	2.3	2.4	2.4
Avg. Stride Length [m]	6.0	7.1	7.0	7.1	7.2	7.2	7.1



- [] Ranking at each section and finish
- .-.- No data available at this section
- NA No data available



Horse/Jockey Name	Yeah Copy
Final Rank	2
Fastest Section Time (Section)	0:11.53 (400m)
Top Speed [km/h] (Section)	63.9 (Overall)
Race State	Finished



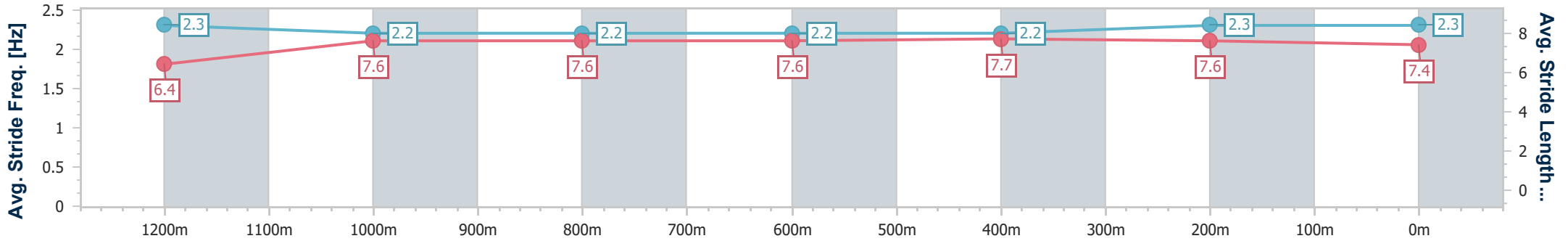
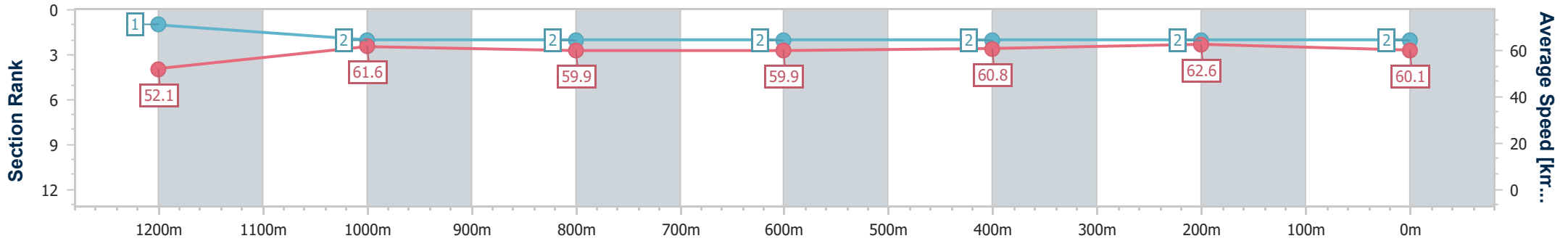
Sunshine Coast QLD Professional
 Race 4: KILCOY GLOBAL FOODS RATINGS BAND 0 - 58
 Handicap - 1400m



13 December 2024 - 19:39

Track Rating: Soft 6, Weather: Overcast, Rail Position: +9m Entire

Section	Overall	1200m	1000m	800m	600m	400m	200m
Section Times	1:25.38 [2] (0:13.90)	1:11.48 [1] (0:11.69)	0:59.79 [2] (0:12.14)	0:47.65 [2] (0:12.14)	0:35.51 [2] (0:11.94)	0:23.57 [2] (0:11.53)	0:12.04 [2] (0:12.04)
Average Speed [km/h]	52.1	61.6	59.9	59.9	60.8	62.6	60.1
Top Speed [km/h]	63.9	63.2	60.8	61.0	62.5	63.8	61.9
Avg. Dist. to Rail [m]	8.2	2.7	2.3	0.8	0.6	1.2	1.9
Avg. Stride Freq. [Hz]	2.3	2.2	2.2	2.2	2.2	2.3	2.3
Avg. Stride Length [m]	6.4	7.6	7.6	7.6	7.7	7.6	7.4



- [] Ranking at each section and finish
- .-.- No data available at this section
- NA No data available



Horse/Jockey Name	Scribble
Final Rank	3
Fastest Section Time (Section)	0:11.53 (1200m)
Top Speed [km/h] (Section)	64.8 (1200m)
Race State	Finished



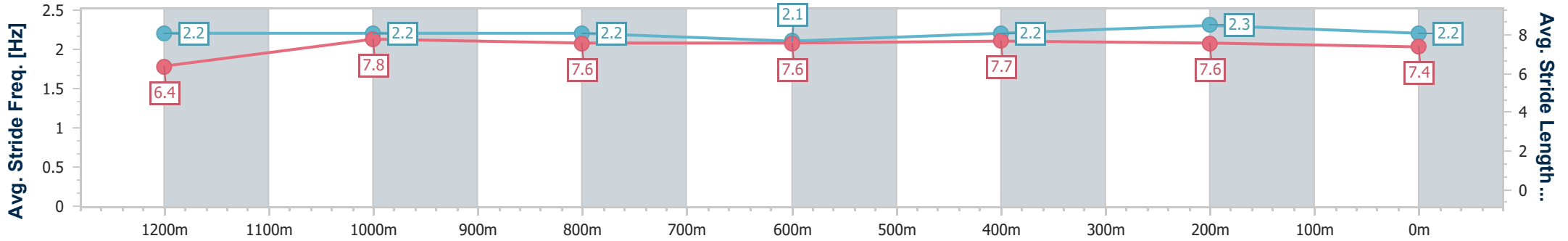
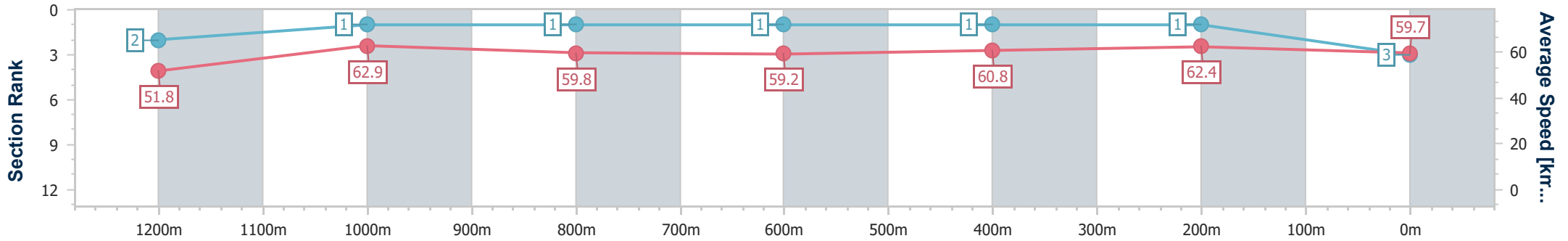
Sunshine Coast QLD Professional
 Race 4: KILCOY GLOBAL FOODS RATINGS BAND 0 - 58
 Handicap - 1400m



13 December 2024 - 19:39

Track Rating: Soft 6, Weather: Overcast, Rail Position: +9m Entire

Section	Overall	1200m	1000m	800m	600m	400m	200m
Section Times	1:25.40 [3] (0:13.93)	1:11.47 [2] (0:11.53)	0:59.94 [1] (0:12.13)	0:47.81 [1] (0:12.25)	0:35.56 [1] (0:11.90)	0:23.66 [1] (0:11.54)	0:12.12 [1] (0:12.12)
Average Speed [km/h]	51.8	62.9	59.8	59.2	60.8	62.4	59.7
Top Speed [km/h]	64.7	64.8	61.1	60.1	62.2	63.6	62.4
Avg. Dist. to Rail [m]	3.8	1.7	1.4	0.4	0.9	0.4	0.2
Avg. Stride Freq. [Hz]	2.2	2.2	2.2	2.1	2.2	2.3	2.2
Avg. Stride Length [m]	6.4	7.8	7.6	7.6	7.7	7.6	7.4



- [] Ranking at each section and finish
- .-.- No data available at this section
- NA No data available



Horse/Jockey Name	Bavarian Lady
Final Rank	4
Fastest Section Time (Section)	0:11.55 (400m)
Top Speed [km/h] (Section)	70.7 (Overall)
Race State	Finished



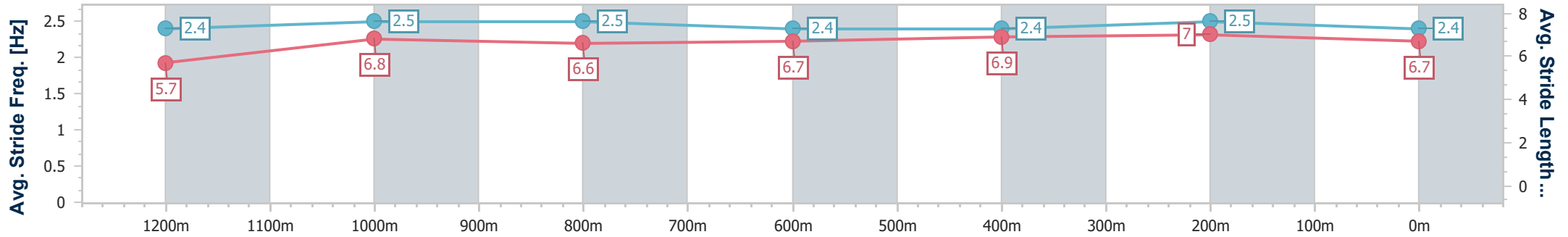
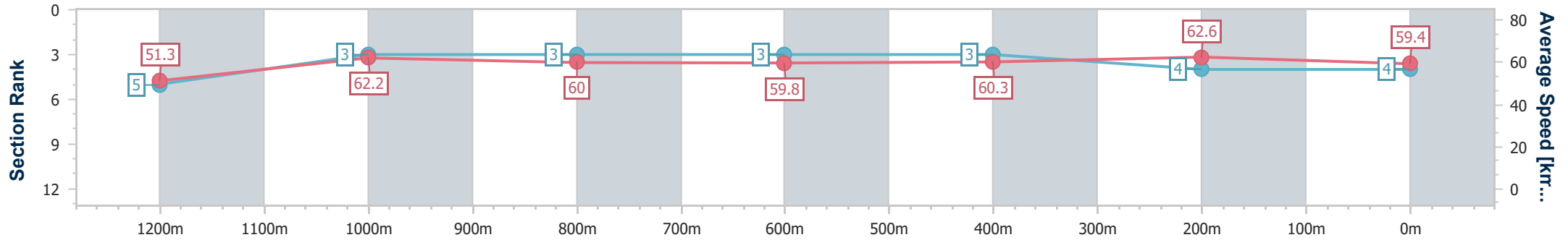
Sunshine Coast QLD Professional
 Race 4: KILCOY GLOBAL FOODS RATINGS BAND 0 - 58
 Handicap - 1400m



13 December 2024 - 19:39

Track Rating: Soft 6, Weather: Overcast, Rail Position: +9m Entire

Section	Overall	1200m	1000m	800m	600m	400m	200m
Section Times	1:25.69 [4] (0:14.11)	1:11.58 [5] (0:11.61)	0:59.97 [3] (0:12.11)	0:47.86 [3] (0:12.21)	0:35.65 [3] (0:11.96)	0:23.69 [3] (0:11.55)	0:12.14 [4] (0:12.14)
Average Speed [km/h]	51.3	62.2	60.0	59.8	60.3	62.6	59.4
Top Speed [km/h]	70.7	64.1	60.9	60.4	61.7	63.4	62.1
Avg. Dist. to Rail [m]	2.3	2.3	2.1	1.2	0.2	0.9	2.0
Avg. Stride Freq. [Hz]	2.4	2.5	2.5	2.4	2.4	2.5	2.4
Avg. Stride Length [m]	5.7	6.8	6.6	6.7	6.9	7.0	6.7



- [] Ranking at each section and finish
- .-.- No data available at this section
- NA No data available



Horse/Jockey Name	Blueprint
Final Rank	5
Fastest Section Time (Section)	0:11.48 (400m)
Top Speed [km/h] (Section)	65.6 (1200m)
Race State	Finished



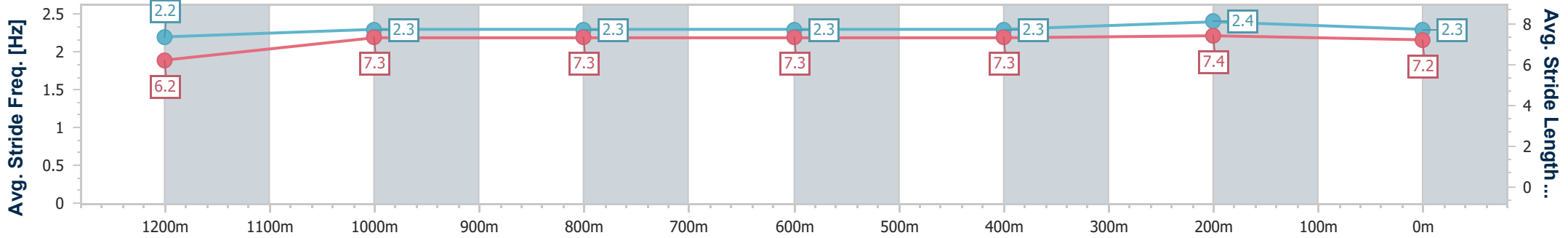
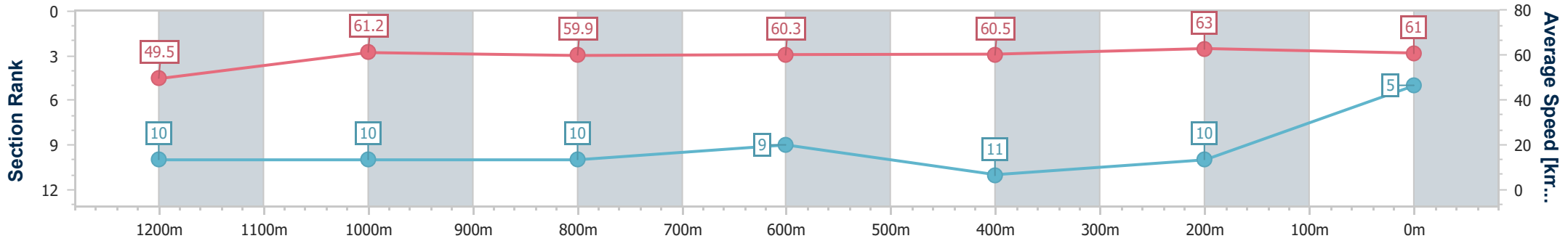
Sunshine Coast QLD Professional
 Race 4: KILCOY GLOBAL FOODS RATINGS BAND 0 - 58
 Handicap - 1400m



13 December 2024 - 19:39

Track Rating: Soft 6, Weather: Overcast, Rail Position: +9m Entire

Section	Overall	1200m	1000m	800m	600m	400m	200m
Section Times	1:25.86 [5] (0:14.61)	1:11.25 [10] (0:11.79)	0:59.46 [10] (0:12.17)	0:47.29 [10] (0:12.05)	0:35.24 [9] (0:11.91)	0:23.33 [11] (0:11.48)	0:11.85 [10] (0:11.85)
Average Speed [km/h]	49.5	61.2	59.9	60.3	60.5	63.0	61.0
Top Speed [km/h]	63.9	65.6	61.4	62.0	61.6	64.5	63.0
Avg. Dist. to Rail [m]	3.1	1.8	1.8	0.7	0.4	0.6	0.9
Avg. Stride Freq. [Hz]	2.2	2.3	2.3	2.3	2.3	2.4	2.3
Avg. Stride Length [m]	6.2	7.3	7.3	7.3	7.3	7.4	7.2



- [] Ranking at each section and finish
- .-.- No data available at this section
- NA No data available



Horse/Jockey Name	Pretty Little Lass
Final Rank	6
Fastest Section Time (Section)	0:11.48 (400m)
Top Speed [km/h] (Section)	64.2 (400m)
Race State	Finished



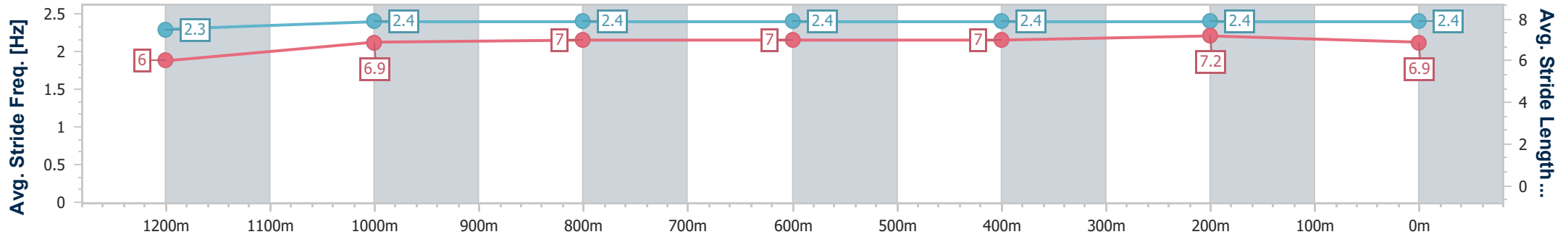
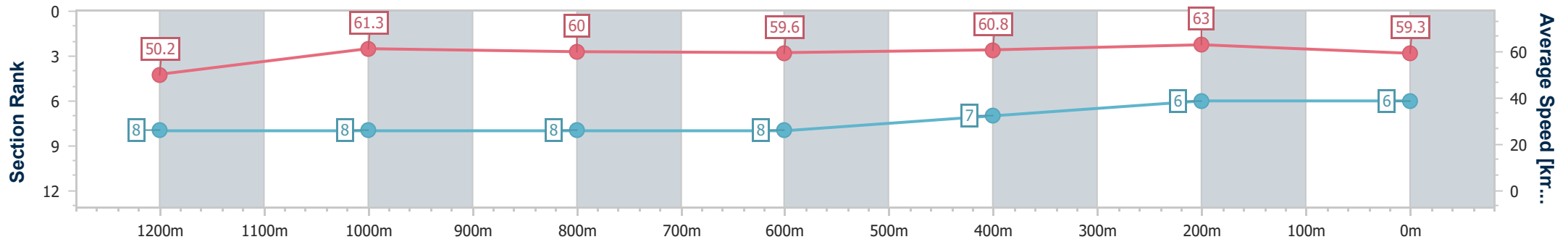
Sunshine Coast QLD Professional
 Race 4: KILCOY GLOBAL FOODS RATINGS BAND 0 - 58
 Handicap - 1400m



13 December 2024 - 19:39

Track Rating: Soft 6, Weather: Overcast, Rail Position: +9m Entire

Section	Overall	1200m	1000m	800m	600m	400m	200m
Section Times	1:25.93 [6] (0:14.38)	1:11.55 [8] (0:11.80)	0:59.75 [8] (0:12.13)	0:47.62 [8] (0:12.17)	0:35.45 [8] (0:11.81)	0:23.64 [7] (0:11.48)	0:12.16 [6] (0:12.16)
Average Speed [km/h]	50.2	61.3	60.0	59.6	60.8	63.0	59.3
Top Speed [km/h]	62.9	63.5	62.0	61.6	63.4	64.2	62.2
Avg. Dist. to Rail [m]	6.1	4.6	2.9	0.6	0.7	0.2	0.4
Avg. Stride Freq. [Hz]	2.3	2.4	2.4	2.4	2.4	2.4	2.4
Avg. Stride Length [m]	6.0	6.9	7.0	7.0	7.0	7.2	6.9



- [] Ranking at each section and finish
- .-.- No data available at this section
- NA No data available



Horse/Jockey Name	Atlantic Royal
Final Rank	7
Fastest Section Time (Section)	0:11.41 (400m)
Top Speed [km/h] (Section)	65.1 (1200m)
Race State	Finished



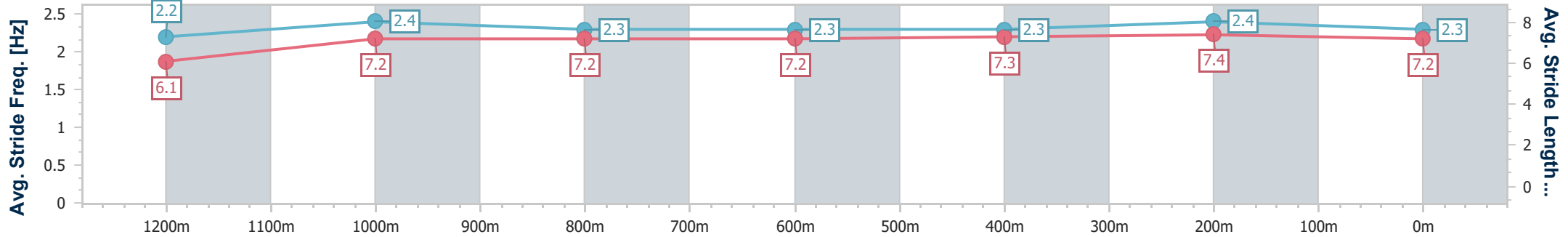
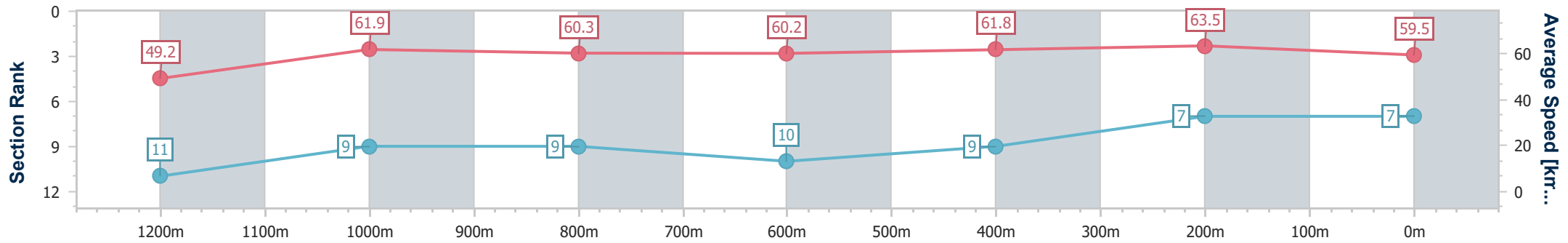
Sunshine Coast QLD Professional
 Race 4: KILCOY GLOBAL FOODS RATINGS BAND 0 - 58
 Handicap - 1400m



13 December 2024 - 19:39

Track Rating: Soft 6, Weather: Overcast, Rail Position: +9m Entire

Section	Overall	1200m	1000m	800m	600m	400m	200m
Section Times	1:25.99 [7] (0:14.69)	1:11.30 [11] (0:11.68)	0:59.62 [9] (0:12.09)	0:47.53 [9] (0:12.18)	0:35.35 [10] (0:11.80)	0:23.55 [9] (0:11.41)	0:12.14 [7] (0:12.14)
Average Speed [km/h]	49.2	61.9	60.3	60.2	61.8	63.5	59.5
Top Speed [km/h]	64.3	65.1	61.5	61.4	63.4	64.3	62.8
Avg. Dist. to Rail [m]	7.5	2.9	2.8	2.2	1.4	2.9	2.4
Avg. Stride Freq. [Hz]	2.2	2.4	2.3	2.3	2.3	2.4	2.3
Avg. Stride Length [m]	6.1	7.2	7.2	7.2	7.3	7.4	7.2



- [] Ranking at each section and finish
- .-.- No data available at this section
- NA No data available



Horse/Jockey Name	El Kabong
Final Rank	8
Fastest Section Time (Section)	0:11.36 (400m)
Top Speed [km/h] (Section)	64.5 (400m)
Race State	Finished



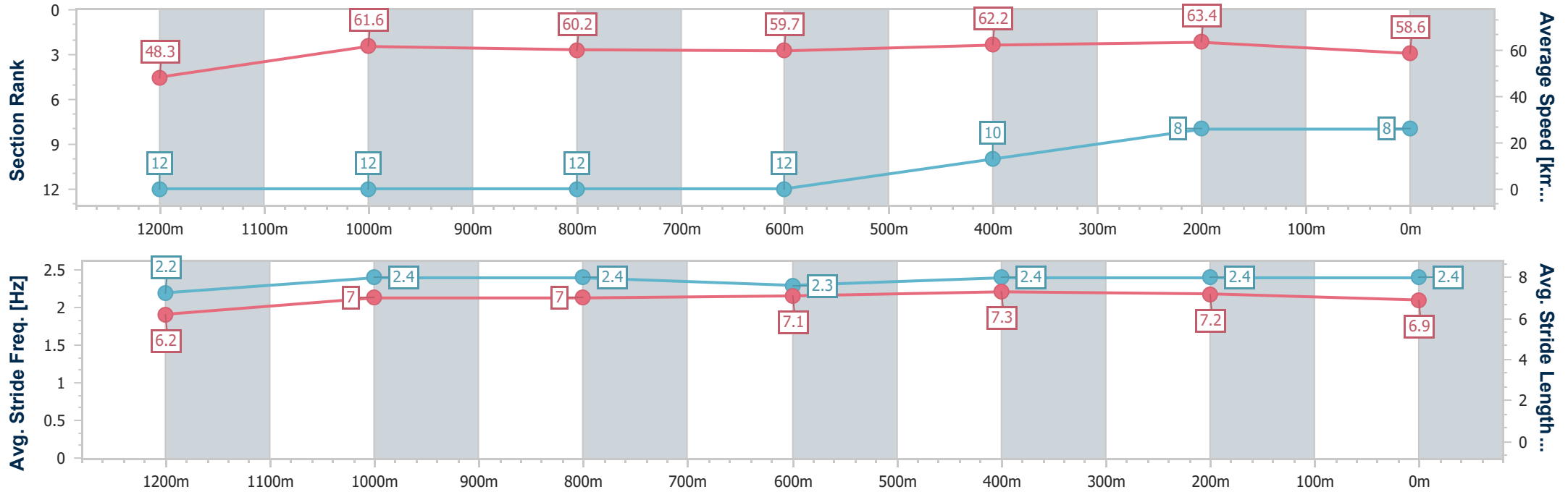
Sunshine Coast QLD Professional
 Race 4: KILCOY GLOBAL FOODS RATINGS BAND 0 - 58
 Handicap - 1400m



13 December 2024 - 19:39

Track Rating: Soft 6, Weather: Overcast, Rail Position: +9m Entire

Section	Overall	1200m	1000m	800m	600m	400m	200m
Section Times	1:26.22 [8] (0:14.97)	1:11.25 [12] (0:11.73)	0:59.52 [12] (0:12.10)	0:47.42 [12] (0:12.10)	0:35.32 [12] (0:11.62)	0:23.70 [10] (0:11.36)	0:12.34 [8] (0:12.34)
Average Speed [km/h]	48.3	61.6	60.2	59.7	62.2	63.4	58.6
Top Speed [km/h]	63.1	63.9	61.7	61.0	63.6	64.5	61.6
Avg. Dist. to Rail [m]	4.0	3.3	2.4	0.7	0.9	3.2	5.1
Avg. Stride Freq. [Hz]	2.2	2.4	2.4	2.3	2.4	2.4	2.4
Avg. Stride Length [m]	6.2	7.0	7.0	7.1	7.3	7.2	6.9



- [] Ranking at each section and finish
- .-.- No data available at this section
- NA No data available



Horse/Jockey Name	Claudius
Final Rank	9
Fastest Section Time (Section)	0:11.71 (400m)
Top Speed [km/h] (Section)	63.4 (Overall)
Race State	Finished



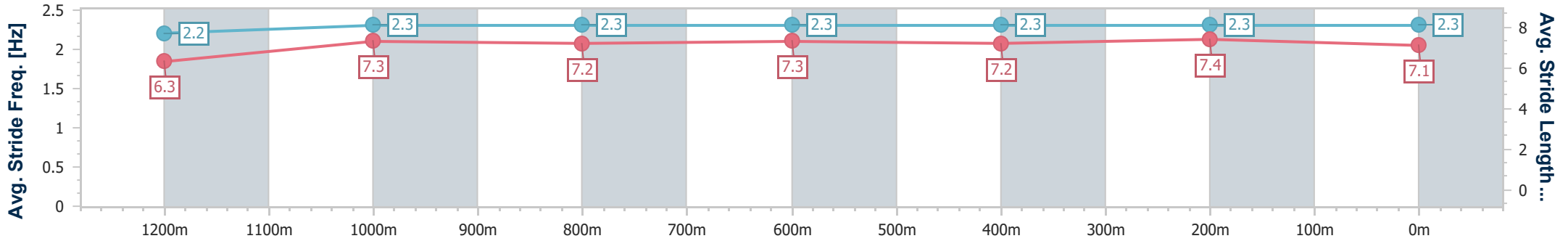
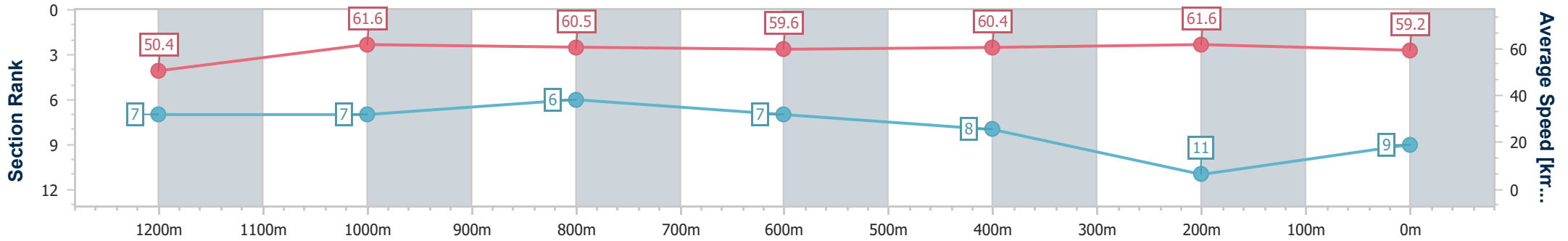
Sunshine Coast QLD Professional
 Race 4: KILCOY GLOBAL FOODS RATINGS BAND 0 - 58
 Handicap - 1400m



13 December 2024 - 19:39

Track Rating: Soft 6, Weather: Overcast, Rail Position: +9m Entire

Section	Overall	1200m	1000m	800m	600m	400m	200m
Section Times	1:26.24 [9] (0:14.29)	1:11.95 [7] (0:11.75)	1:00.20 [7] (0:12.05)	0:48.15 [6] (0:12.25)	0:35.90 [7] (0:11.99)	0:23.91 [8] (0:11.71)	0:12.20 [11] (0:12.20)
Average Speed [km/h]	50.4	61.6	60.5	59.6	60.4	61.6	59.2
Top Speed [km/h]	63.4	63.1	62.7	61.1	61.5	62.6	61.0
Avg. Dist. to Rail [m]	3.4	2.8	2.1	1.5	0.3	0.1	0.7
Avg. Stride Freq. [Hz]	2.2	2.3	2.3	2.3	2.3	2.3	2.3
Avg. Stride Length [m]	6.3	7.3	7.2	7.3	7.2	7.4	7.1



- [] Ranking at each section and finish
- .-.- No data available at this section
- NA No data available



Horse/Jockey Name	Above The Sky
Final Rank	10
Fastest Section Time (Section)	0:11.58 (400m)
Top Speed [km/h] (Section)	63.2 (400m)
Race State	Finished



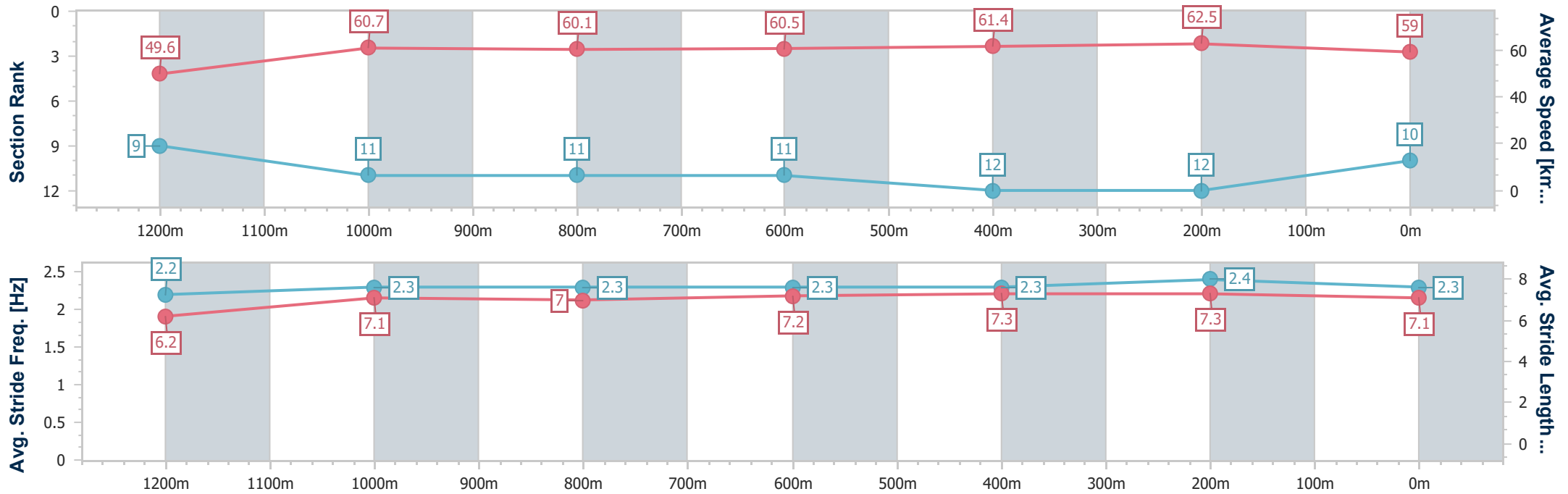
Sunshine Coast QLD Professional
 Race 4: KILCOY GLOBAL FOODS RATINGS BAND 0 - 58
 Handicap - 1400m



13 December 2024 - 19:39

Track Rating: Soft 6, Weather: Overcast, Rail Position: +9m Entire

Section	Overall	1200m	1000m	800m	600m	400m	200m
Section Times	1:26.52 [10] (0:14.56)	1:11.96 [9] (0:11.90)	1:00.06 [11] (0:12.16)	0:47.90 [11] (0:12.18)	0:35.72 [11] (0:11.91)	0:23.81 [12] (0:11.58)	0:12.23 [12] (0:12.23)
Average Speed [km/h]	49.6	60.7	60.1	60.5	61.4	62.5	59.0
Top Speed [km/h]	62.3	62.7	60.9	61.3	62.3	63.2	61.7
Avg. Dist. to Rail [m]	7.5	4.5	3.7	3.3	2.8	2.7	2.8
Avg. Stride Freq. [Hz]	2.2	2.3	2.3	2.3	2.3	2.4	2.3
Avg. Stride Length [m]	6.2	7.1	7.0	7.2	7.3	7.3	7.1



- [] Ranking at each section and finish
- .-.- No data available at this section
- NA No data available



Horse/Jockey Name	Jungle Fever
Final Rank	11
Fastest Section Time (Section)	0:11.69 (400m)
Top Speed [km/h] (Section)	64.1 (Overall)
Race State	Finished



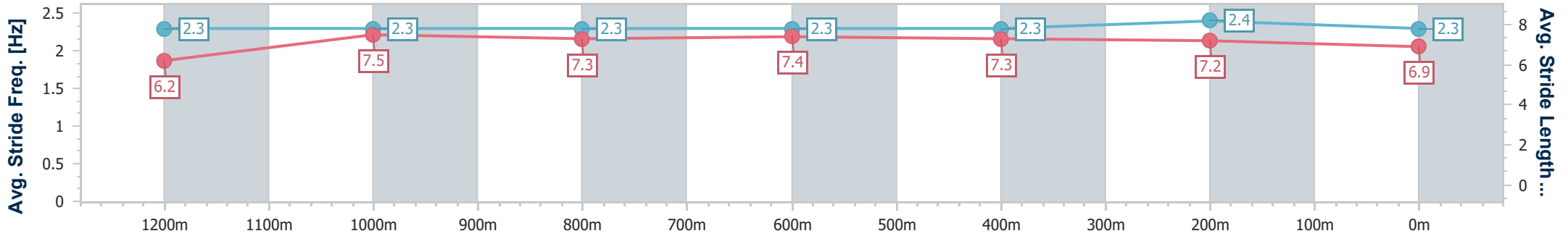
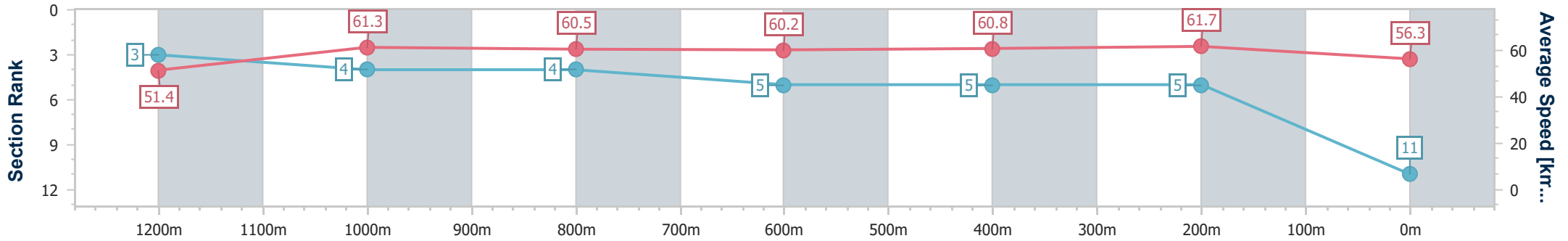
Sunshine Coast QLD Professional
 Race 4: KILCOY GLOBAL FOODS RATINGS BAND 0 - 58
 Handicap - 1400m



13 December 2024 - 19:39

Track Rating: Soft 6, Weather: Overcast, Rail Position: +9m Entire

Section	Overall	1200m	1000m	800m	600m	400m	200m
Section Times	1:26.60 [11] (0:14.00)	1:12.60 [3] (0:11.79)	1:00.81 [4] (0:12.13)	0:48.68 [4] (0:12.23)	0:36.45 [5] (0:11.91)	0:24.54 [5] (0:11.69)	0:12.85 [5] (0:12.85)
Average Speed [km/h]	51.4	61.3	60.5	60.2	60.8	61.7	56.3
Top Speed [km/h]	64.1	63.3	61.8	62.4	62.1	64.1	59.8
Avg. Dist. to Rail [m]	6.0	4.7	4.7	2.8	0.7	1.7	3.6
Avg. Stride Freq. [Hz]	2.3	2.3	2.3	2.3	2.3	2.4	2.3
Avg. Stride Length [m]	6.2	7.5	7.3	7.4	7.3	7.2	6.9



- [] Ranking at each section and finish
- .-.- No data available at this section
- NA No data available



Horse/Jockey Name	Bleriot
Final Rank	12
Fastest Section Time (Section)	0:11.75 (400m)
Top Speed [km/h] (Section)	64.2 (1200m)
Race State	Finished



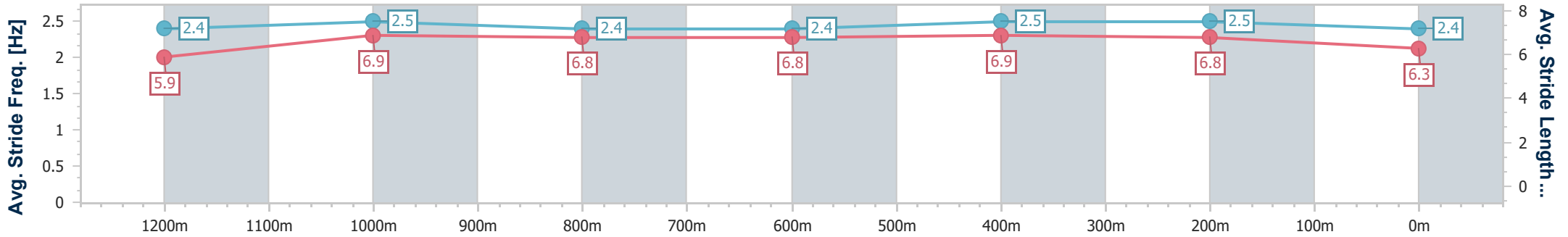
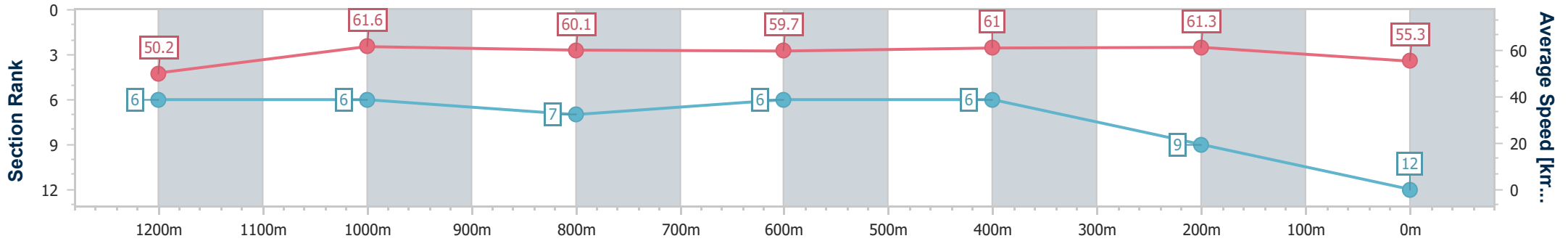
Sunshine Coast QLD Professional
 Race 4: KILCOY GLOBAL FOODS RATINGS BAND 0 - 58
 Handicap - 1400m



13 December 2024 - 19:39

Track Rating: Soft 6, Weather: Overcast, Rail Position: +9m Entire

Section	Overall	1200m	1000m	800m	600m	400m	200m
Section Times	1:26.88 [12] (0:14.23)	1:12.65 [6] (0:11.78)	1:00.87 [6] (0:12.10)	0:48.77 [7] (0:12.17)	0:36.60 [6] (0:11.88)	0:24.72 [6] (0:11.75)	0:12.97 [9] (0:12.97)
Average Speed [km/h]	50.2	61.6	60.1	59.7	61.0	61.3	55.3
Top Speed [km/h]	63.8	64.2	61.6	61.0	62.1	62.9	61.7
Avg. Dist. to Rail [m]	8.3	5.0	3.8	1.8	1.0	3.5	5.2
Avg. Stride Freq. [Hz]	2.4	2.5	2.4	2.4	2.5	2.5	2.4
Avg. Stride Length [m]	5.9	6.9	6.8	6.8	6.9	6.8	6.3



- [] Ranking at each section and finish
- .-.- No data available at this section
- NA No data available



Sunshine Coast QLD Professional
Race 5: ACCESS INSULATION SUNSHINE COAST MAGIC MILLIONS
COUNTRY CUP QUALIFIER BENCHMARK 75 Handicap - 1000m
13 December 2024 - 20:08



Track Rating: Soft 6, Weather: Overcast, Rail Position: +9m Entire

Section											Last 600m		
Field Times		Overall	800m	600m	400m	200m						0:34.09	
		0:57.64 (0:12.96)	0:44.68 (0:10.59)	0:34.09 (0:10.92)	0:23.17 (0:11.05)	0:12.12 (0:12.12)							
Rank	TAB	Horse/Jockey	Barrier	Top Speed [km/h]	Fastest Section	Overall	800m	600m	400m	200m	Margin	Last 600m	Distance Travelled [m]
1	1	ECONOMICS Jace McMurray	7	69.4 800m	0:10.50 800m	0:57.64 [1] (0:13.22)	0:44.42 [2] (0:10.50)	0:33.92 [2] (0:10.77)	0:23.15 [2] (0:11.03)	0:12.12 [1] (0:12.12)	0:57.64	0:33.92	
2	3	CHAKRA BOY Justin Stanley	9	70.2 Overall	0:10.59 800m	0:58.18 [2] (0:12.96)	0:45.22 [1] (0:10.59)	0:34.63 [1] (0:10.92)	0:23.71 [1] (0:11.31)	0:12.40 [2] (0:12.40)	3L	0:34.63	-1
3	7	BAD EDUCATION Nikita Beriman	8	67.8 600m	0:10.73 600m	0:58.19 [3] (0:14.00)	0:44.19 [9] (0:10.86)	0:33.33 [9] (0:10.73)	0:22.60 [9] (0:11.01)	0:11.59 [9] (0:11.59)	3.1L	0:33.33	+1
4	2	HODGSON Jason Taylor	2	69.4 800m	0:10.56 800m	0:58.30 [4] (0:13.50)	0:44.80 [3] (0:10.56)	0:34.24 [3] (0:10.80)	0:23.44 [3] (0:11.18)	0:12.26 [3] (0:12.26)	3.6L	0:34.24	+0
5	11	INVINOVICH Cejay Graham	10	68.4 800m	0:10.74 400m	0:58.37 [5] (0:14.22)	0:44.15 [10] (0:10.83)	0:33.32 [10] (0:10.81)	0:22.51 [10] (0:10.74)	0:11.77 [10] (0:11.77)	3.9L	0:33.32	+0
6	9	QUADE Angela Jones	5	69.0 800m	0:10.84 800m	0:58.37 [6] (0:13.70)	0:44.67 [6] (0:10.84)	0:33.83 [7] (0:10.93)	0:22.90 [7] (0:10.95)	0:11.95 [6] (0:11.95)	4L	0:33.83	+7
7	14	GROOMED Mark Du Plessis	6	68.9 600m	0:10.81 600m	0:58.48 [7] (0:13.79)	0:44.69 [8] (0:10.88)	0:33.81 [8] (0:10.81)	0:23.00 [8] (0:11.09)	0:11.91 [8] (0:11.91)	4.5L	0:33.81	+2
8	5	I SEE YOU COMING Michael Rodd	4	68.6 800m	0:10.64 800m	0:58.50 [8] (0:13.74)	0:44.76 [7] (0:10.64)	0:34.12 [5] (0:10.76)	0:23.36 [4] (0:11.16)	0:12.20 [4] (0:12.20)	4.6L	0:34.12	-2
9	10	GREAT ASPIRATIONS Jag Guthmann-Chester	3	68.1 800m	0:10.84 800m	0:58.55 [9] (0:13.54)	0:45.01 [4] (0:10.84)	0:34.17 [6] (0:10.89)	0:23.28 [6] (0:11.10)	0:12.18 [5] (0:12.18)	4.8L	0:34.17	+3
10	6	KAVAK Dale Smith	1	67.7 800m	0:10.75 800m	0:59.11 [10] (0:13.61)	0:45.50 [5] (0:10.75)	0:34.75 [4] (0:10.84)	0:23.91 [5] (0:11.33)	0:12.58 [7] (0:12.58)	8.1L	0:34.75	-1

Scratched: The Fixer (#13), New Hampshire (#15), Fastconi (#4), Never Say Nay (#8), Markwell Dreamer (#12)

[] Ranking at each section and finish
 -:-:- No data available at this section
 NA No data available
 SCN Saddle cloth number
 DNF Did not finish
 DNT Did not track



Horse/Jockey Name	Economics
Final Rank	1
Fastest Section Time (Section)	0:10.50 (800m)
Top Speed [km/h] (Section)	69.4 (800m)
Race State	Finished



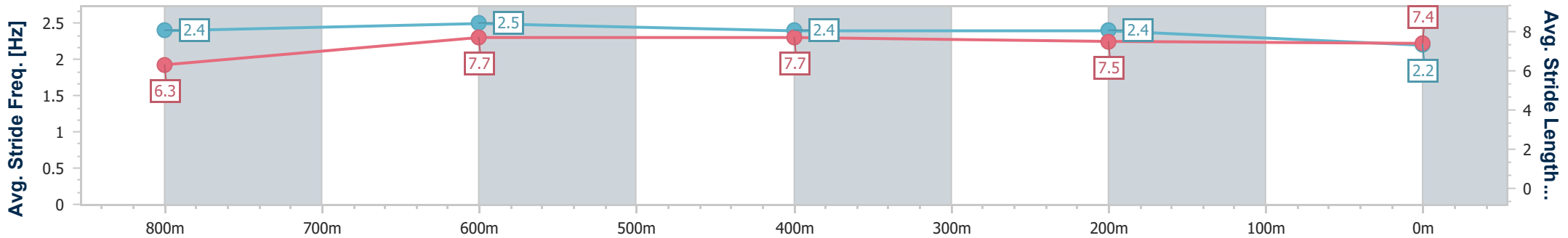
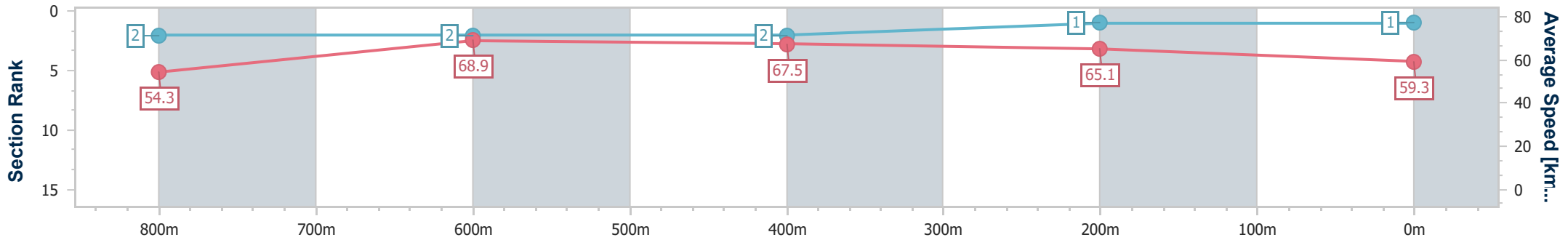
Sunshine Coast QLD Professional
 Race 5: ACCESS INSULATION SUNSHINE COAST MAGIC
 MILLIONS COUNTRY CUP QUALIFIER BENCHMARK 75
 Handicap - 1000m



13 December 2024 - 20:08

Track Rating: Soft 6, Weather: Overcast, Rail Position: +9m Entire

Section	Overall	800m	600m	400m	200m
Section Times	0:57.64 [1] (0:13.22)	0:44.42 [2] (0:10.50)	0:33.92 [2] (0:10.77)	0:23.15 [2] (0:11.03)	0:12.12 [1] (0:12.12)
Average Speed [km/h]	54.3	68.9	67.5	65.1	59.3
Top Speed [km/h]	68.6	69.4	68.8	67.4	63.0
Avg. Dist. to Rail [m]	5.7	1.5	1.3	2.1	1.8
Avg. Stride Freq. [Hz]	2.4	2.5	2.4	2.4	2.2
Avg. Stride Length [m]	6.3	7.7	7.7	7.5	7.4



- [] Ranking at each section and finish
- .-.-.- No data available at this section
- NA No data available



Horse/Jockey Name	Chakra Boy
Final Rank	2
Fastest Section Time (Section)	0:10.59 (800m)
Top Speed [km/h] (Section)	70.2 (Overall)
Race State	Finished



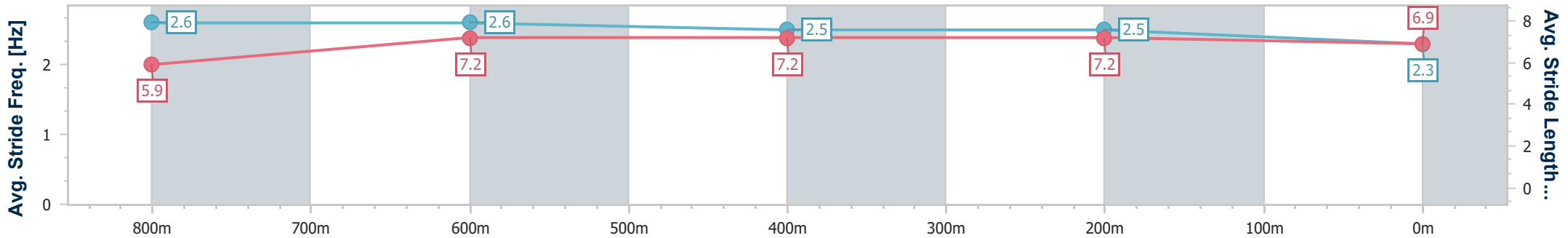
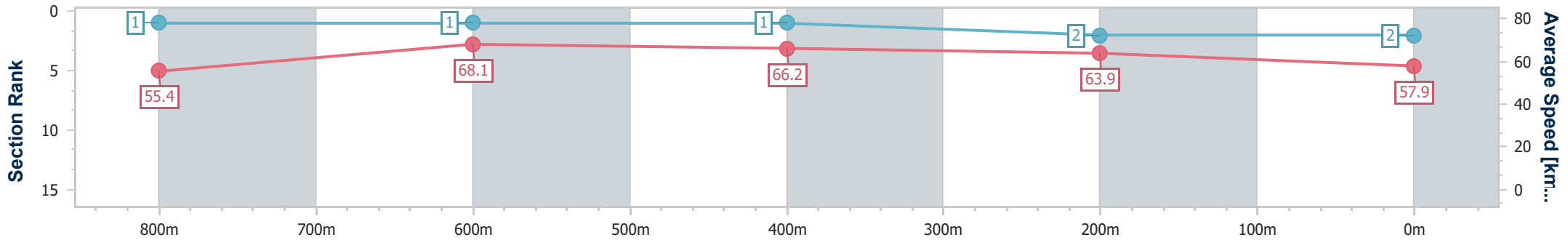
Sunshine Coast QLD Professional
 Race 5: ACCESS INSULATION SUNSHINE COAST MAGIC
 MILLIONS COUNTRY CUP QUALIFIER BENCHMARK 75
 Handicap - 1000m



13 December 2024 - 20:08

Track Rating: Soft 6, Weather: Overcast, Rail Position: +9m Entire

Section	Overall	800m	600m	400m	200m
Section Times	0:58.18 [2] (0:12.96)	0:45.22 [1] (0:10.59)	0:34.63 [1] (0:10.92)	0:23.71 [1] (0:11.31)	0:12.40 [2] (0:12.40)
Average Speed [km/h]	55.4	68.1	66.2	63.9	57.9
Top Speed [km/h]	70.2	69.6	67.1	65.5	61.3
Avg. Dist. to Rail [m]	6.8	0.7	0.6	0.3	0.6
Avg. Stride Freq. [Hz]	2.6	2.6	2.5	2.5	2.3
Avg. Stride Length [m]	5.9	7.2	7.2	7.2	6.9



- [] Ranking at each section and finish
- .-.- No data available at this section
- NA No data available



Horse/Jockey Name	Bad Education
Final Rank	3
Fastest Section Time (Section)	0:10.73 (600m)
Top Speed [km/h] (Section)	67.8 (600m)
Race State	Finished



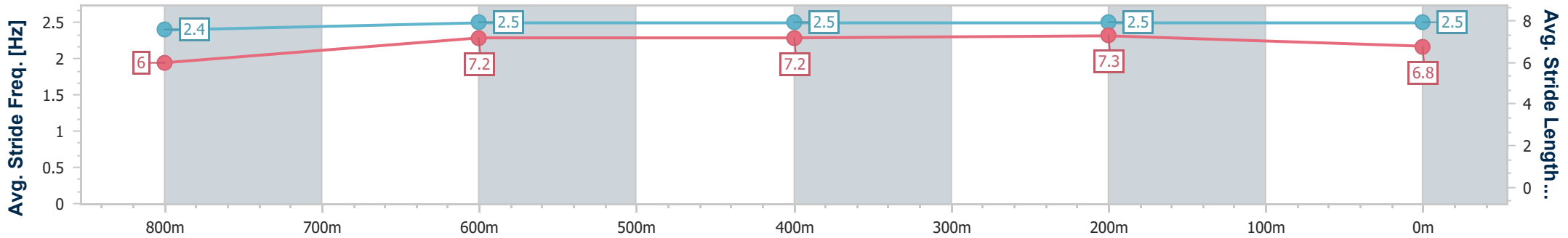
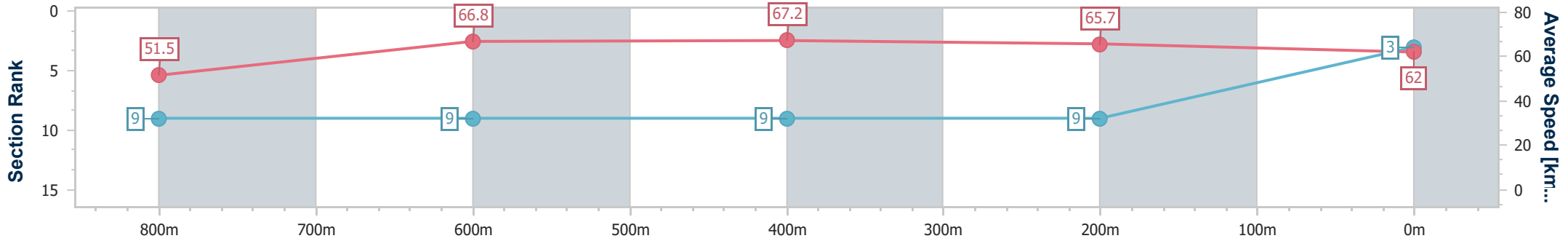
Sunshine Coast QLD Professional
 Race 5: ACCESS INSULATION SUNSHINE COAST MAGIC
 MILLIONS COUNTRY CUP QUALIFIER BENCHMARK 75
 Handicap - 1000m



13 December 2024 - 20:08

Track Rating: Soft 6, Weather: Overcast, Rail Position: +9m Entire

Section	Overall	800m	600m	400m	200m
Section Times	0:58.19 [3] (0:14.00)	0:44.19 [9] (0:10.86)	0:33.33 [9] (0:10.73)	0:22.60 [9] (0:11.01)	0:11.59 [9] (0:11.59)
Average Speed [km/h]	51.5	66.8	67.2	65.7	62.0
Top Speed [km/h]	65.9	67.7	67.8	67.1	64.3
Avg. Dist. to Rail [m]	6.6	2.5	0.8	2.7	5.5
Avg. Stride Freq. [Hz]	2.4	2.5	2.5	2.5	2.5
Avg. Stride Length [m]	6.0	7.2	7.2	7.3	6.8



- [] Ranking at each section and finish
- .-.- No data available at this section
- NA No data available



Horse/Jockey Name	Hodgson
Final Rank	4
Fastest Section Time (Section)	0:10.56 (800m)
Top Speed [km/h] (Section)	69.4 (800m)
Race State	Finished



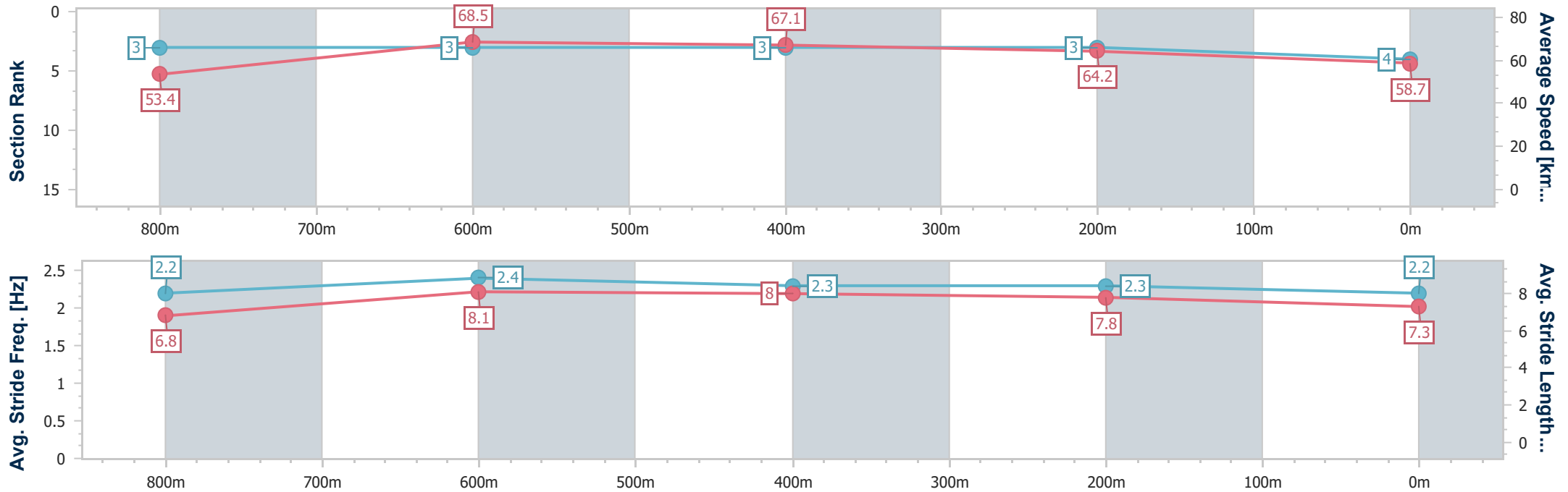
Sunshine Coast QLD Professional
 Race 5: ACCESS INSULATION SUNSHINE COAST MAGIC
 MILLIONS COUNTRY CUP QUALIFIER BENCHMARK 75
 Handicap - 1000m



13 December 2024 - 20:08

Track Rating: Soft 6, Weather: Overcast, Rail Position: +9m Entire

Section	Overall	800m	600m	400m	200m
Section Times	0:58.30 [4] (0:13.50)	0:44.80 [3] (0:10.56)	0:34.24 [3] (0:10.80)	0:23.44 [3] (0:11.18)	0:12.26 [3] (0:12.26)
Average Speed [km/h]	53.4	68.5	67.1	64.2	58.7
Top Speed [km/h]	68.4	69.4	69.0	65.9	61.9
Avg. Dist. to Rail [m]	2.8	1.8	1.1	3.4	4.2
Avg. Stride Freq. [Hz]	2.2	2.4	2.3	2.3	2.2
Avg. Stride Length [m]	6.8	8.1	8.0	7.8	7.3



- [] Ranking at each section and finish
- .-.- No data available at this section
- NA No data available



Horse/Jockey Name	Invinovich
Final Rank	5
Fastest Section Time (Section)	0:10.74 (400m)
Top Speed [km/h] (Section)	68.4 (800m)
Race State	Finished



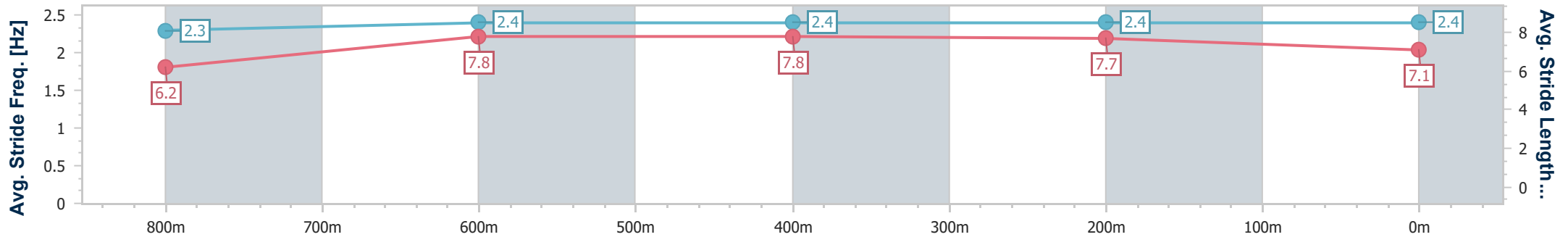
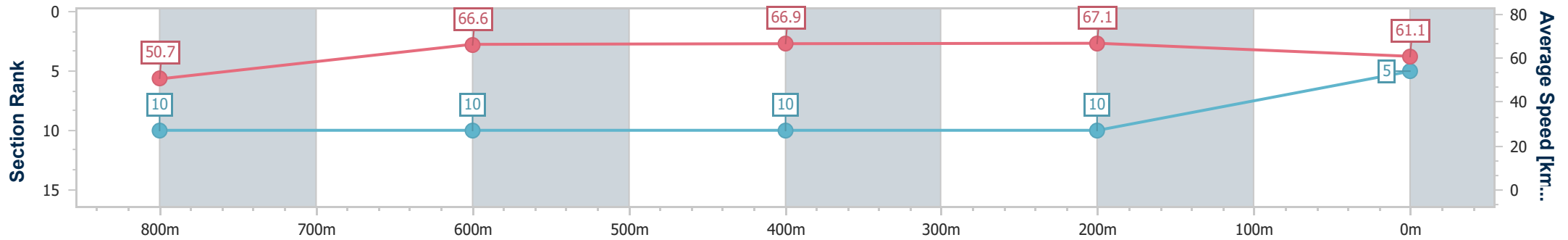
Sunshine Coast QLD Professional
 Race 5: ACCESS INSULATION SUNSHINE COAST MAGIC
 MILLIONS COUNTRY CUP QUALIFIER BENCHMARK 75
 Handicap - 1000m



13 December 2024 - 20:08

Track Rating: Soft 6, Weather: Overcast, Rail Position: +9m Entire

Section	Overall	800m	600m	400m	200m
Section Times	0:58.37 [5] (0:14.22)	0:44.15 [10] (0:10.83)	0:33.32 [10] (0:10.81)	0:22.51 [10] (0:10.74)	0:11.77 [10] (0:11.77)
Average Speed [km/h]	50.7	66.6	66.9	67.1	61.1
Top Speed [km/h]	64.2	68.4	68.0	68.3	65.4
Avg. Dist. to Rail [m]	8.3	1.7	0.6	4.3	7.2
Avg. Stride Freq. [Hz]	2.3	2.4	2.4	2.4	2.4
Avg. Stride Length [m]	6.2	7.8	7.8	7.7	7.1



- [] Ranking at each section and finish
- .-.-.- No data available at this section
- NA No data available



Horse/Jockey Name	Quade
Final Rank	6
Fastest Section Time (Section)	0:10.84 (800m)
Top Speed [km/h] (Section)	69.0 (800m)
Race State	Finished



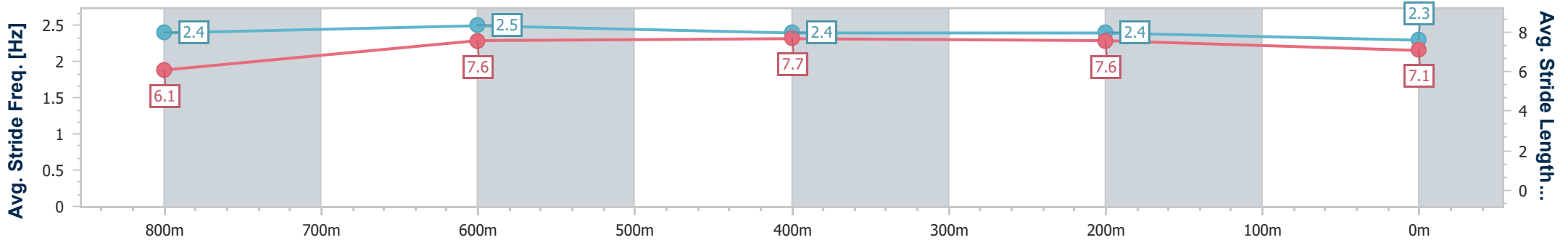
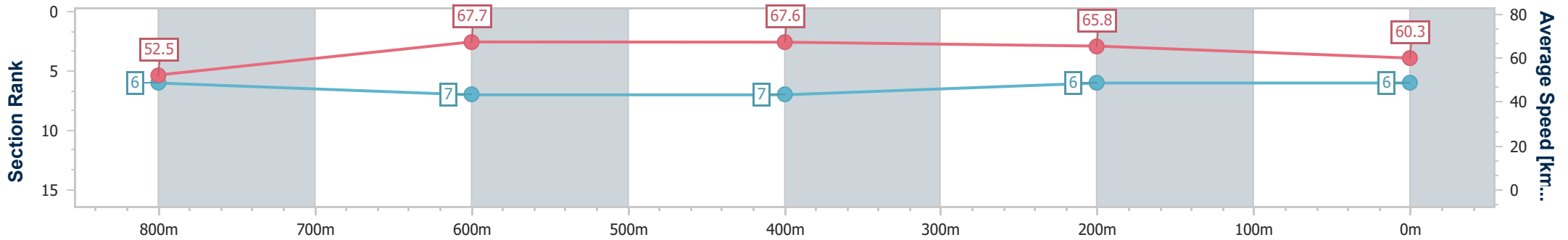
Sunshine Coast QLD Professional
 Race 5: ACCESS INSULATION SUNSHINE COAST MAGIC
 MILLIONS COUNTRY CUP QUALIFIER BENCHMARK 75
 Handicap - 1000m



13 December 2024 - 20:08

Track Rating: Soft 6, Weather: Overcast, Rail Position: +9m Entire

Section	Overall	800m	600m	400m	200m
Section Times	0:58.37 [6] (0:13.70)	0:44.67 [6] (0:10.84)	0:33.83 [7] (0:10.93)	0:22.90 [7] (0:10.95)	0:11.95 [6] (0:11.95)
Average Speed [km/h]	52.5	67.7	67.6	65.8	60.3
Top Speed [km/h]	67.2	69.0	68.8	67.3	63.9
Avg. Dist. to Rail [m]	5.8	4.6	4.5	5.1	5.6
Avg. Stride Freq. [Hz]	2.4	2.5	2.4	2.4	2.3
Avg. Stride Length [m]	6.1	7.6	7.7	7.6	7.1



- [] Ranking at each section and finish
- .-.- No data available at this section
- NA No data available



Horse/Jockey Name	Groomed
Final Rank	7
Fastest Section Time (Section)	0:10.81 (600m)
Top Speed [km/h] (Section)	68.9 (600m)
Race State	Finished



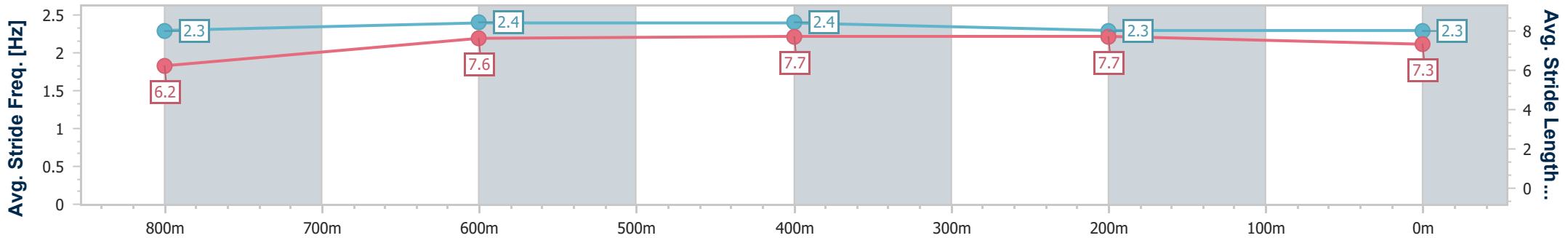
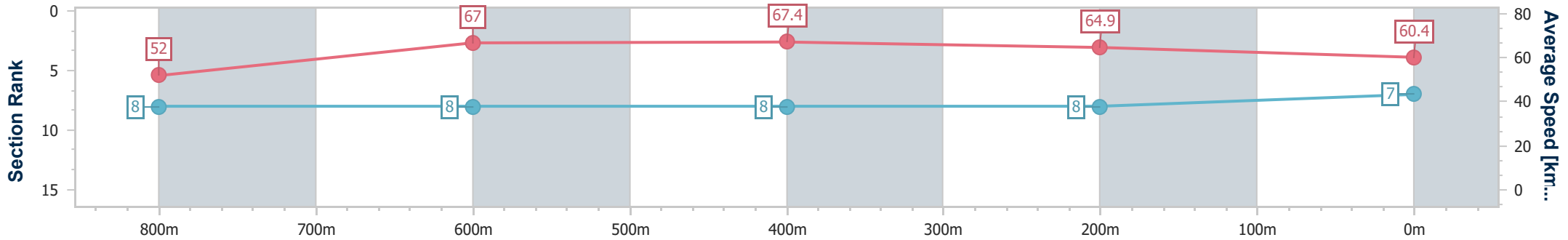
Sunshine Coast QLD Professional
 Race 5: ACCESS INSULATION SUNSHINE COAST MAGIC
 MILLIONS COUNTRY CUP QUALIFIER BENCHMARK 75
 Handicap - 1000m



13 December 2024 - 20:08

Track Rating: Soft 6, Weather: Overcast, Rail Position: +9m Entire

Section	Overall	800m	600m	400m	200m
Section Times	0:58.48 [7] (0:13.79)	0:44.69 [8] (0:10.88)	0:33.81 [8] (0:10.81)	0:23.00 [8] (0:11.09)	0:11.91 [8] (0:11.91)
Average Speed [km/h]	52.0	67.0	67.4	64.9	60.4
Top Speed [km/h]	66.9	67.3	68.9	67.3	62.3
Avg. Dist. to Rail [m]	4.4	2.2	2.5	4.2	5.2
Avg. Stride Freq. [Hz]	2.3	2.4	2.4	2.3	2.3
Avg. Stride Length [m]	6.2	7.6	7.7	7.7	7.3



- [] Ranking at each section and finish
- .-.- No data available at this section
- NA No data available



Horse/Jockey Name	I See You Coming
Final Rank	8
Fastest Section Time (Section)	0:10.64 (800m)
Top Speed [km/h] (Section)	68.6 (800m)
Race State	Finished



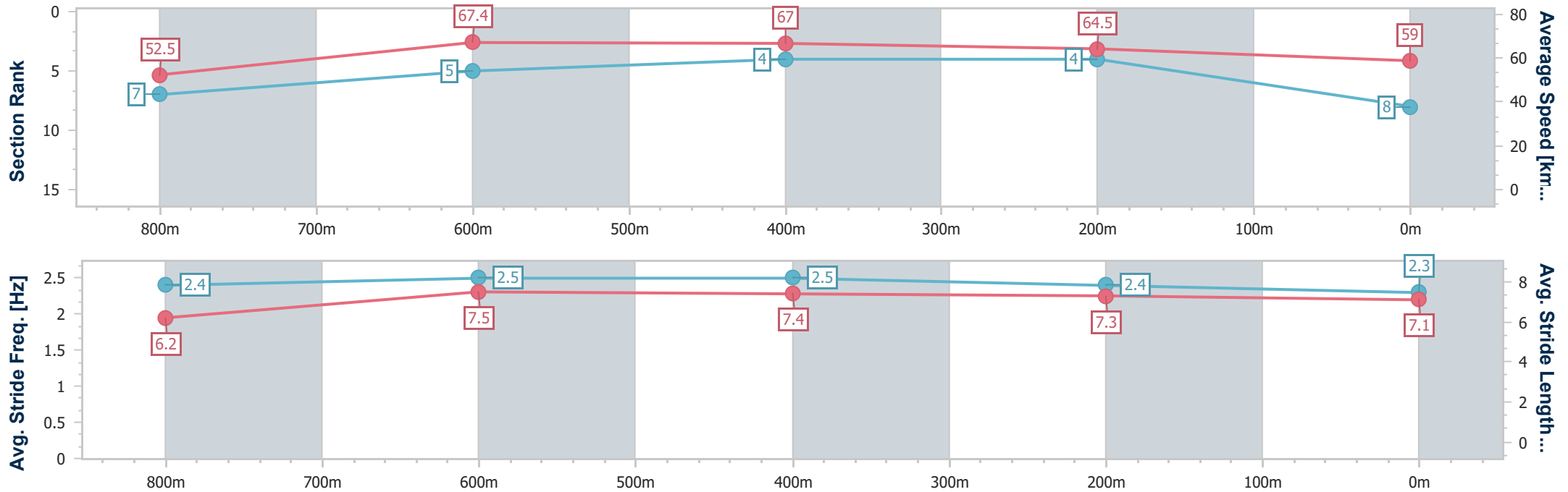
Sunshine Coast QLD Professional
 Race 5: ACCESS INSULATION SUNSHINE COAST MAGIC
 MILLIONS COUNTRY CUP QUALIFIER BENCHMARK 75
 Handicap - 1000m



13 December 2024 - 20:08

Track Rating: Soft 6, Weather: Overcast, Rail Position: +9m Entire

Section	Overall	800m	600m	400m	200m
Section Times	0:58.50 [8] (0:13.74)	0:44.76 [7] (0:10.64)	0:34.12 [5] (0:10.76)	0:23.36 [4] (0:11.16)	0:12.20 [4] (0:12.20)
Average Speed [km/h]	52.5	67.4	67.0	64.5	59.0
Top Speed [km/h]	66.5	68.6	67.6	65.8	62.2
Avg. Dist. to Rail [m]	3.9	1.0	0.6	0.3	0.8
Avg. Stride Freq. [Hz]	2.4	2.5	2.5	2.4	2.3
Avg. Stride Length [m]	6.2	7.5	7.4	7.3	7.1



- [] Ranking at each section and finish
- .-.- No data available at this section
- NA No data available



Horse/Jockey Name	Great Aspirations
Final Rank	9
Fastest Section Time (Section)	0:10.84 (800m)
Top Speed [km/h] (Section)	68.1 (800m)
Race State	Finished



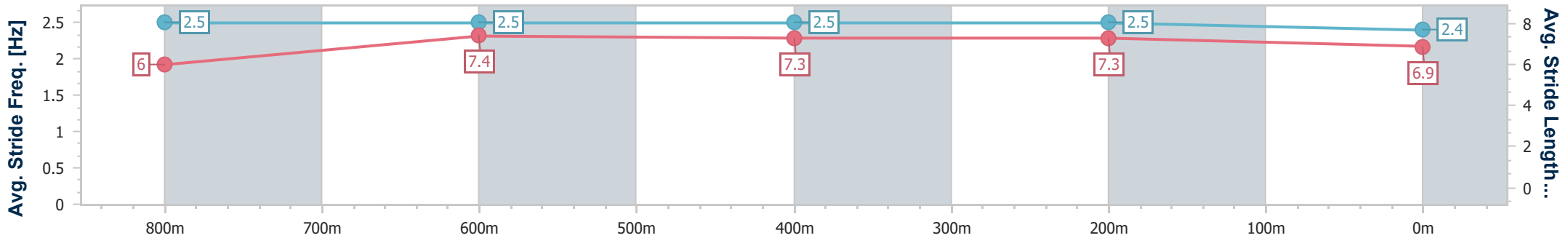
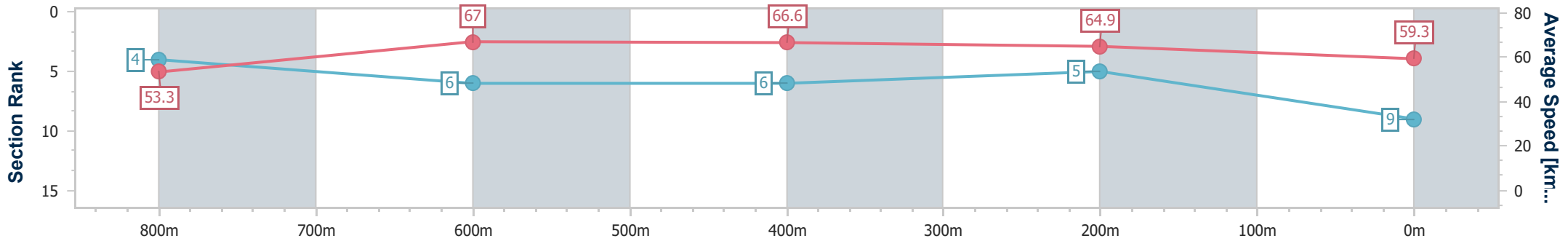
Sunshine Coast QLD Professional
 Race 5: ACCESS INSULATION SUNSHINE COAST MAGIC
 MILLIONS COUNTRY CUP QUALIFIER BENCHMARK 75
 Handicap - 1000m



13 December 2024 - 20:08

Track Rating: Soft 6, Weather: Overcast, Rail Position: +9m Entire

Section	Overall	800m	600m	400m	200m
Section Times	0:58.55 [9] (0:13.54)	0:45.01 [4] (0:10.84)	0:34.17 [6] (0:10.89)	0:23.28 [6] (0:11.10)	0:12.18 [5] (0:12.18)
Average Speed [km/h]	53.3	67.0	66.6	64.9	59.3
Top Speed [km/h]	66.7	68.1	68.1	67.1	63.4
Avg. Dist. to Rail [m]	3.8	2.5	2.0	3.8	2.8
Avg. Stride Freq. [Hz]	2.5	2.5	2.5	2.5	2.4
Avg. Stride Length [m]	6.0	7.4	7.3	7.3	6.9



- [] Ranking at each section and finish
- .-.- No data available at this section
- NA No data available



Horse/Jockey Name	Kavak
Final Rank	10
Fastest Section Time (Section)	0:10.75 (800m)
Top Speed [km/h] (Section)	67.7 (800m)
Race State	Finished



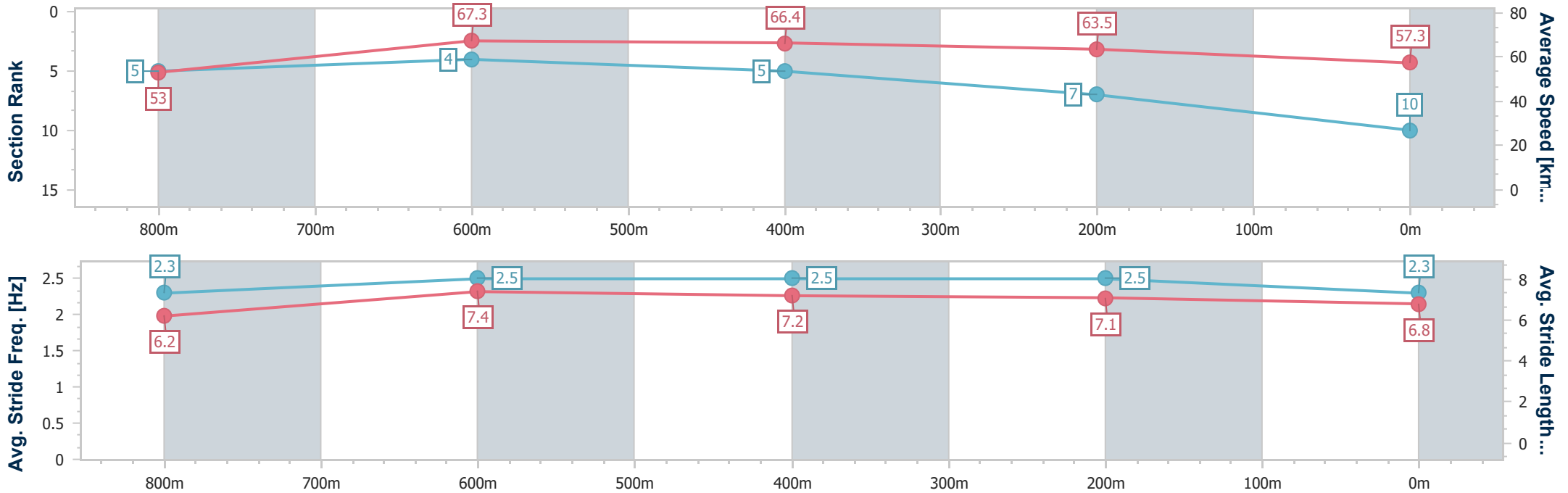
Sunshine Coast QLD Professional
 Race 5: ACCESS INSULATION SUNSHINE COAST MAGIC
 MILLIONS COUNTRY CUP QUALIFIER BENCHMARK 75
 Handicap - 1000m



13 December 2024 - 20:08

Track Rating: Soft 6, Weather: Overcast, Rail Position: +9m Entire

Section	Overall	800m	600m	400m	200m
Section Times	0:59.11 [10] (0:13.61)	0:45.50 [5] (0:10.75)	0:34.75 [4] (0:10.84)	0:23.91 [5] (0:11.33)	0:12.58 [7] (0:12.58)
Average Speed [km/h]	53.0	67.3	66.4	63.5	57.3
Top Speed [km/h]	66.9	67.7	67.3	65.5	61.1
Avg. Dist. to Rail [m]	1.3	1.2	0.2	0.3	0.3
Avg. Stride Freq. [Hz]	2.3	2.5	2.5	2.5	2.3
Avg. Stride Length [m]	6.2	7.4	7.2	7.1	6.8



- [] Ranking at each section and finish
- .-.- No data available at this section
- NA No data available



Sunshine Coast QLD Professional
Race 6: ACCESS INSULATION FRASER COAST BENCHMARK 65
Handicap - 1200m
13 December 2024 - 20:38



Track Rating: Soft 6, Weather: Overcast, Rail Position: +9m Entire

Section													Last 600m	
Field Times		Overall	1000m	800m	600m	400m	200m						0:35.68	
		1:11.41 (0:13.50)	0:57.91 (0:10.98)	0:46.93 (0:11.25)	0:35.68 (0:11.66)	0:24.02 (0:11.82)	0:12.20 (0:12.20)							
Rank	TAB	Horse/Jockey	Barrier	Top Speed [km/h]	Fastest Section								Margin	Distance Travelled [m]
1	7	LION CLASS	2	65.4	0:11.20	1:11.41 [1]	0:57.32 [7]	0:46.00 [6]	0:34.80 [6]	0:23.38 [6]	0:12.04 [2]	1:11.41	0:34.80	
		Taylor Marshall		800m	800m	(0:14.09)	(0:11.32)	(0:11.20)	(0:11.42)	(0:11.34)	(0:12.04)			
2	11	JUKEBOX GLOW	10	66.9	0:11.08	1:11.47 [2]	0:57.33 [8]	0:45.85 [8]	0:34.58 [8]	0:23.17 [9]	0:12.09 [3]	0.3L	0:34.58	+3
		Justin Huxtable		800m	400m	(0:14.14)	(0:11.48)	(0:11.27)	(0:11.41)	(0:11.08)	(0:12.09)			
3	12	BADDA BOOM BABY	9	65.6	0:11.19	1:11.66 [3]	0:57.22 [10]	0:45.74 [10]	0:34.42 [10]	0:23.22 [10]	0:12.03 [10]	1.3L	0:34.42	+2
		Cejay Graham		800m	400m	(0:14.44)	(0:11.48)	(0:11.32)	(0:11.20)	(0:11.19)	(0:12.03)			
4	4	PIVOTAL LAD	1	66.0	0:11.12	1:11.74 [4]	0:57.36 [9]	0:45.93 [9]	0:34.81 [9]	0:23.61 [7]	0:12.12 [9]	1.7L	0:34.81	-3
		Jag Guthmann-Chester		800m	800m	(0:14.38)	(0:11.43)	(0:11.12)	(0:11.20)	(0:11.49)	(0:12.12)			
5	2	BILLY'S BRO	6	66.1	0:11.15	1:11.78 [5]	0:58.17 [3]	0:46.92 [3]	0:35.77 [2]	0:24.26 [2]	0:12.57 [1]	1.9L	0:35.77	-1
		Justin Stanley		800m	800m	(0:13.61)	(0:11.25)	(0:11.15)	(0:11.51)	(0:11.69)	(0:12.57)			
6	1	HALFAHOPE	5	65.0	0:11.32	1:11.93 [6]	0:57.98 [6]	0:46.49 [7]	0:35.17 [7]	0:23.74 [8]	0:12.31 [8]	2.7L	0:35.17	+1
		Corey Sutherland		800m	800m	(0:13.95)	(0:11.49)	(0:11.32)	(0:11.43)	(0:11.43)	(0:12.31)			
7	14	LUCKY LENI	4	64.9	0:11.22	1:12.11 [7]	0:58.54 [2]	0:47.32 [2]	0:36.03 [3]	0:24.50 [3]	0:12.67 [5]	3.7L	0:36.03	-2
		Angela Jones		1000m	1000m	(0:13.57)	(0:11.22)	(0:11.29)	(0:11.53)	(0:11.83)	(0:12.67)			
8	9	WHISTLING SPIRIT	7	66.0	0:11.19	1:12.23 [8]	0:58.42 [5]	0:47.16 [4]	0:35.97 [4]	0:24.42 [5]	0:12.82 [4]	4.2L	0:35.97	+3
		Robbie Dolan		800m	800m	(0:13.81)	(0:11.26)	(0:11.19)	(0:11.55)	(0:11.60)	(0:12.82)			
9	6	LA SOEUR	3	66.1	0:11.18	1:13.05 [9]	0:59.27 [4]	0:47.97 [5]	0:36.79 [5]	0:25.24 [4]	0:13.45 [7]	9L	0:36.79	-4
		Jackson Morris		800m	800m	(0:13.78)	(0:11.30)	(0:11.18)	(0:11.55)	(0:11.79)	(0:13.45)			
10	5	BELISTIC MAN	8	68.0	0:10.98	1:13.52 [10]	1:00.02 [1]	0:49.04 [1]	0:37.79 [1]	0:26.13 [1]	0:13.93 [6]	11.8L	0:37.79	+0
		Minonette Kennedy		Overall	1000m	(0:13.50)	(0:10.98)	(0:11.25)	(0:11.66)	(0:12.20)	(0:13.93)			

Scratched: New Hampshire (#8), Banana Slide (#10), Bonded Affair (#3), Ready To Boom (#13)

[] Ranking at each section and finish
 -:-:- No data available at this section
 NA No data available

SCN Saddle cloth number
 DNF Did not finish
 DNT Did not track



Horse/Jockey Name	Lion Class
Final Rank	1
Fastest Section Time (Section)	0:11.20 (800m)
Top Speed [km/h] (Section)	65.4 (800m)
Race State	Finished



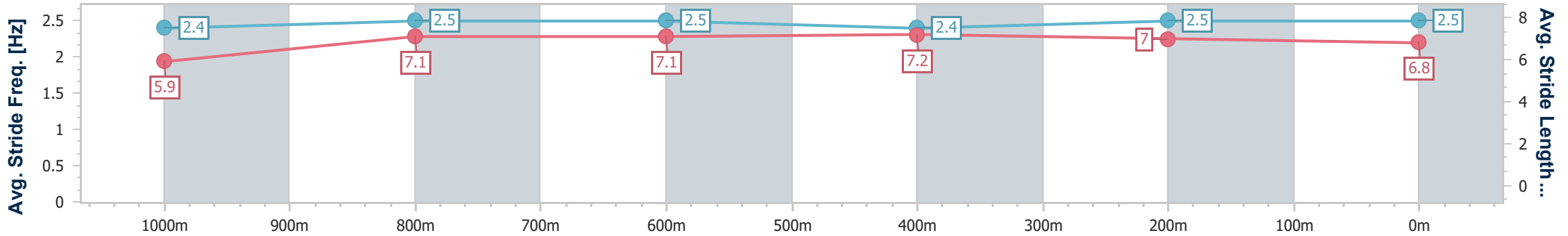
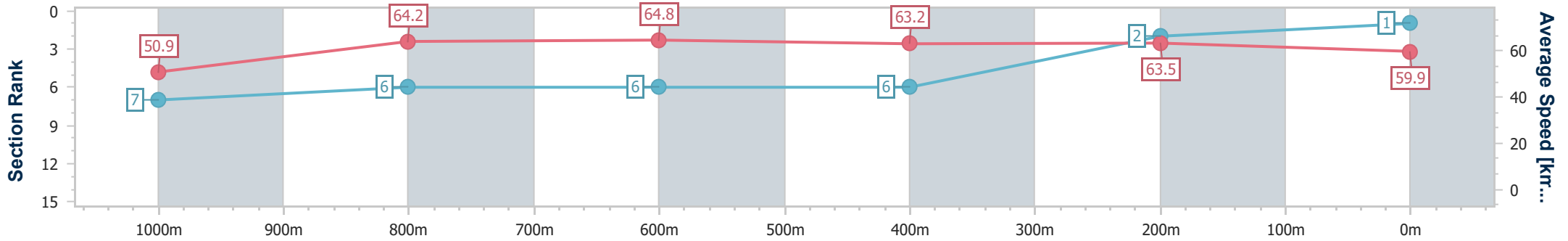
Sunshine Coast QLD Professional
 Race 6: ACCESS INSULATION FRASER COAST BENCHMARK
 65 Handicap - 1200m



13 December 2024 - 20:38

Track Rating: Soft 6, Weather: Overcast, Rail Position: +9m Entire

Section	Overall	1000m	800m	600m	400m	200m
Section Times	1:11.41 [1] (0:14.09)	0:57.32 [7] (0:11.32)	0:46.00 [6] (0:11.20)	0:34.80 [6] (0:11.42)	0:23.38 [6] (0:11.34)	0:12.04 [2] (0:12.04)
Average Speed [km/h]	50.9	64.2	64.8	63.2	63.5	59.9
Top Speed [km/h]	64.0	64.4	65.4	64.8	64.1	63.3
Avg. Dist. to Rail [m]	3.2	2.1	1.3	0.7	3.4	2.7
Avg. Stride Freq. [Hz]	2.4	2.5	2.5	2.4	2.5	2.5
Avg. Stride Length [m]	5.9	7.1	7.1	7.2	7.0	6.8



- [] Ranking at each section and finish
- .-.- No data available at this section
- NA No data available



Horse/Jockey Name	Jukebox Glow
Final Rank	2
Fastest Section Time (Section)	0:11.08 (400m)
Top Speed [km/h] (Section)	66.9 (800m)
Race State	Finished



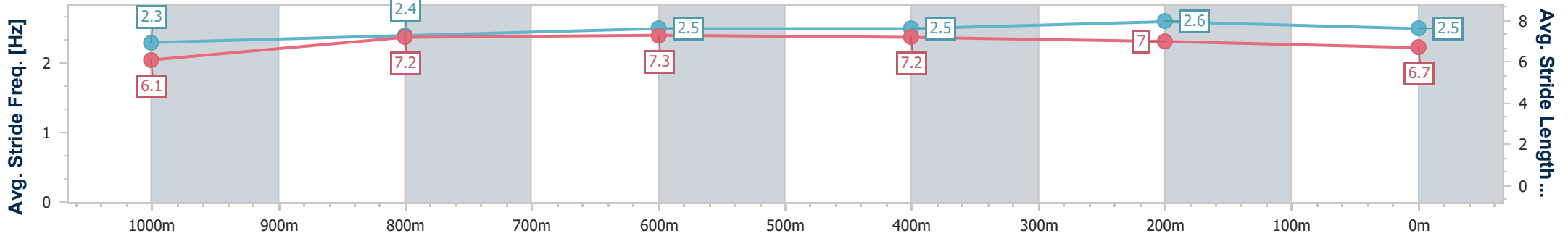
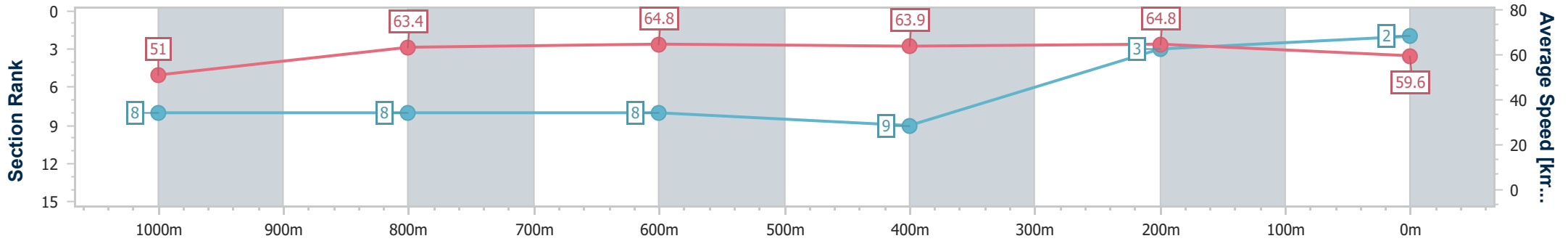
Sunshine Coast QLD Professional
 Race 6: ACCESS INSULATION FRASER COAST BENCHMARK
 65 Handicap - 1200m



13 December 2024 - 20:38

Track Rating: Soft 6, Weather: Overcast, Rail Position: +9m Entire

Section	Overall	1000m	800m	600m	400m	200m
Section Times	1:11.47 [2] (0:14.14)	0:57.33 [8] (0:11.48)	0:45.85 [8] (0:11.27)	0:34.58 [8] (0:11.41)	0:23.17 [9] (0:11.08)	0:12.09 [3] (0:12.09)
Average Speed [km/h]	51.0	63.4	64.8	63.9	64.8	59.6
Top Speed [km/h]	63.7	64.0	66.9	65.6	66.3	63.0
Avg. Dist. to Rail [m]	8.1	2.9	2.1	2.4	4.4	4.1
Avg. Stride Freq. [Hz]	2.3	2.4	2.5	2.5	2.6	2.5
Avg. Stride Length [m]	6.1	7.2	7.3	7.2	7.0	6.7



- [] Ranking at each section and finish
- .-.- No data available at this section
- NA No data available



Horse/Jockey Name	Badda Boom Baby
Final Rank	3
Fastest Section Time (Section)	0:11.19 (400m)
Top Speed [km/h] (Section)	65.6 (800m)
Race State	Finished



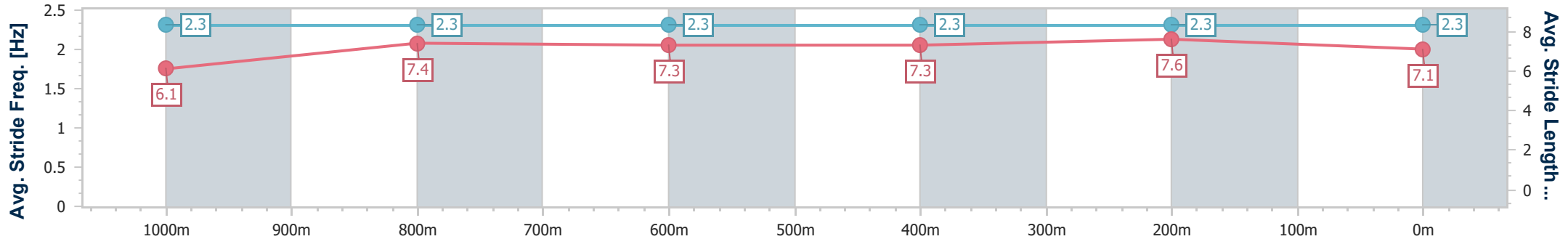
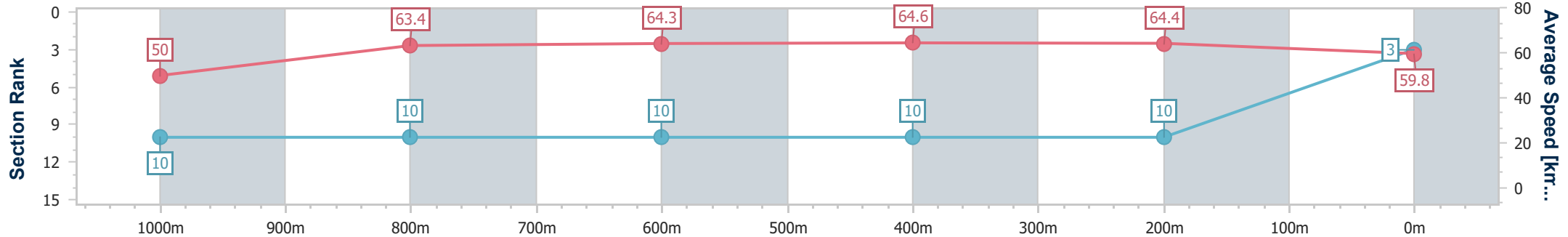
Sunshine Coast QLD Professional
 Race 6: ACCESS INSULATION FRASER COAST BENCHMARK
 65 Handicap - 1200m



13 December 2024 - 20:38

Track Rating: Soft 6, Weather: Overcast, Rail Position: +9m Entire

Section	Overall	1000m	800m	600m	400m	200m
Section Times	1:11.66 [3] (0:14.44)	0:57.22 [10] (0:11.48)	0:45.74 [10] (0:11.32)	0:34.42 [10] (0:11.20)	0:23.22 [10] (0:11.19)	0:12.03 [10] (0:12.03)
Average Speed [km/h]	50.0	63.4	64.3	64.6	64.4	59.8
Top Speed [km/h]	64.0	63.7	65.6	65.5	65.2	62.9
Avg. Dist. to Rail [m]	8.1	3.4	2.1	1.0	4.7	5.7
Avg. Stride Freq. [Hz]	2.3	2.3	2.3	2.3	2.3	2.3
Avg. Stride Length [m]	6.1	7.4	7.3	7.3	7.6	7.1



- [] Ranking at each section and finish
- .-.- No data available at this section
- NA No data available



Horse/Jockey Name	Pivotal Lad
Final Rank	4
Fastest Section Time (Section)	0:11.12 (800m)
Top Speed [km/h] (Section)	66.0 (800m)
Race State	Finished



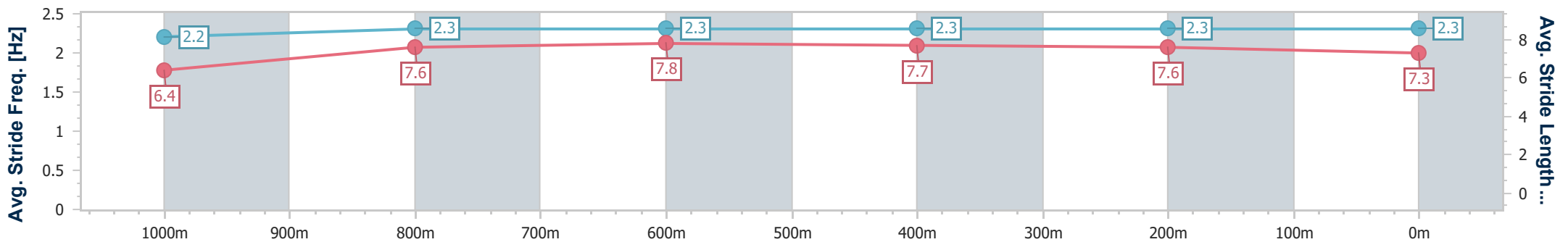
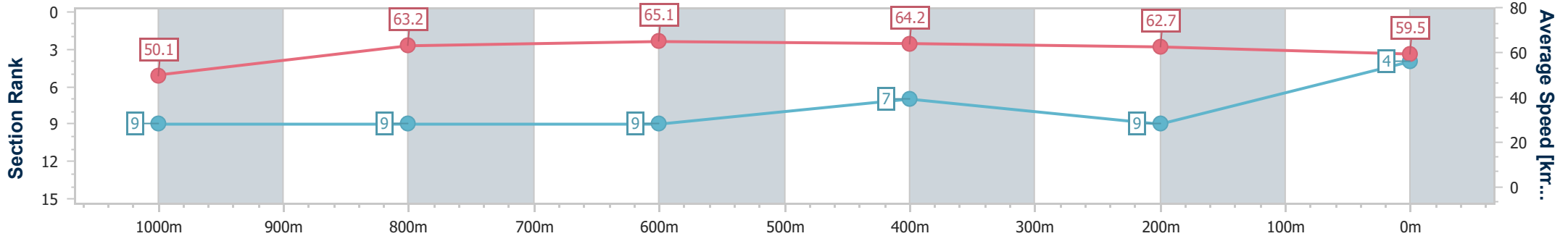
Sunshine Coast QLD Professional
 Race 6: ACCESS INSULATION FRASER COAST BENCHMARK
 65 Handicap - 1200m



13 December 2024 - 20:38

Track Rating: Soft 6, Weather: Overcast, Rail Position: +9m Entire

Section	Overall	1000m	800m	600m	400m	200m
Section Times	1:11.74 [4] (0:14.38)	0:57.36 [9] (0:11.43)	0:45.93 [9] (0:11.12)	0:34.81 [9] (0:11.20)	0:23.61 [7] (0:11.49)	0:12.12 [9] (0:12.12)
Average Speed [km/h]	50.1	63.2	65.1	64.2	62.7	59.5
Top Speed [km/h]	63.4	64.0	66.0	65.6	64.0	61.7
Avg. Dist. to Rail [m]	2.4	1.6	0.4	0.3	1.8	3.2
Avg. Stride Freq. [Hz]	2.2	2.3	2.3	2.3	2.3	2.3
Avg. Stride Length [m]	6.4	7.6	7.8	7.7	7.6	7.3



- [] Ranking at each section and finish
- .-.- No data available at this section
- NA No data available



Horse/Jockey Name	Billy's Bro
Final Rank	5
Fastest Section Time (Section)	0:11.15 (800m)
Top Speed [km/h] (Section)	66.1 (800m)
Race State	Finished



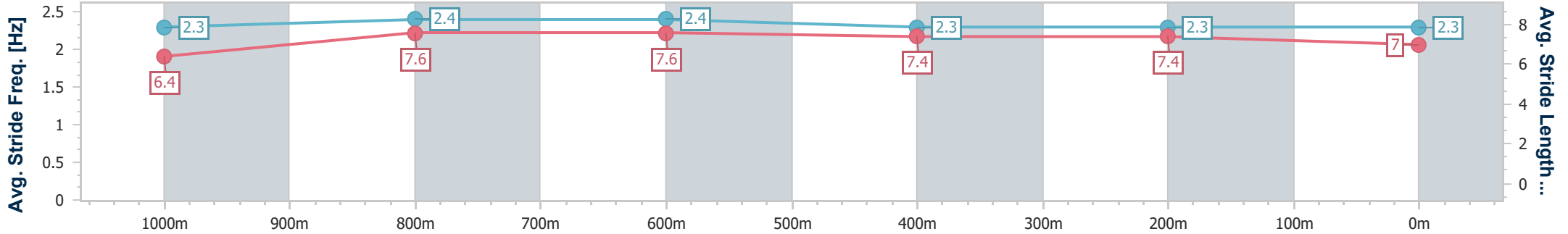
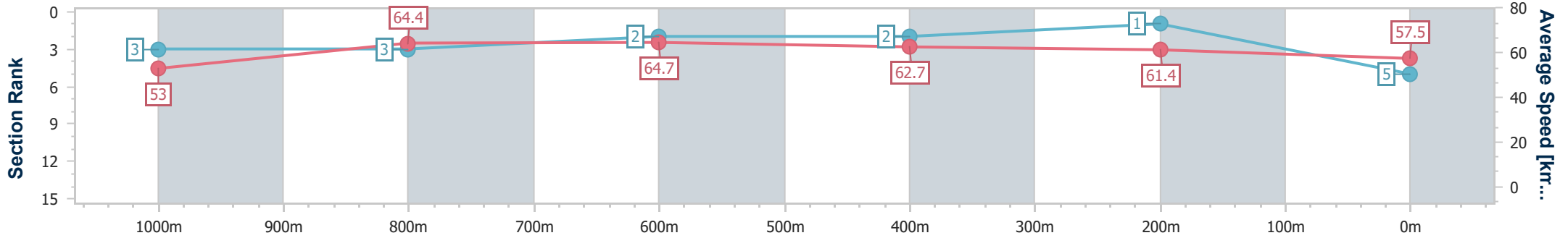
Sunshine Coast QLD Professional
 Race 6: ACCESS INSULATION FRASER COAST BENCHMARK
 65 Handicap - 1200m



13 December 2024 - 20:38

Track Rating: Soft 6, Weather: Overcast, Rail Position: +9m Entire

Section	Overall	1000m	800m	600m	400m	200m
Section Times	1:11.78 [5] (0:13.61)	0:58.17 [3] (0:11.25)	0:46.92 [3] (0:11.15)	0:35.77 [2] (0:11.51)	0:24.26 [2] (0:11.69)	0:12.57 [1] (0:12.57)
Average Speed [km/h]	53.0	64.4	64.7	62.7	61.4	57.5
Top Speed [km/h]	65.3	65.4	66.1	63.5	62.8	60.1
Avg. Dist. to Rail [m]	5.9	2.2	0.5	0.2	0.2	0.7
Avg. Stride Freq. [Hz]	2.3	2.4	2.4	2.3	2.3	2.3
Avg. Stride Length [m]	6.4	7.6	7.6	7.4	7.4	7.0



- [] Ranking at each section and finish
- .-.- No data available at this section
- NA No data available



Horse/Jockey Name	Halfahope
Final Rank	6
Fastest Section Time (Section)	0:11.32 (800m)
Top Speed [km/h] (Section)	65.0 (800m)
Race State	Finished



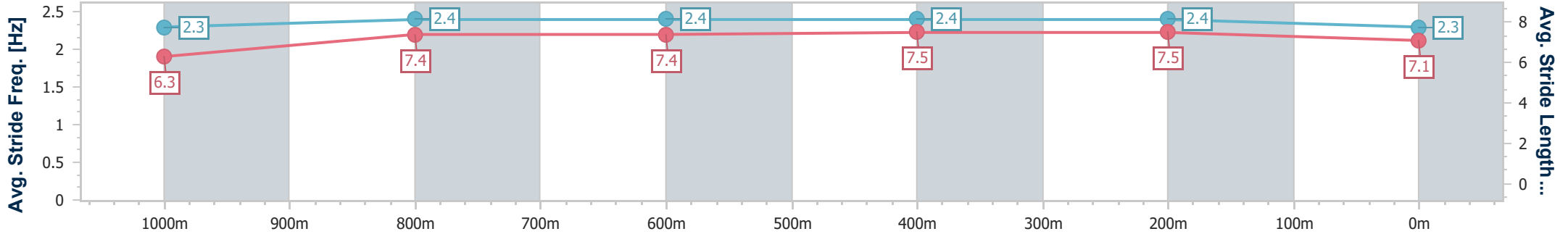
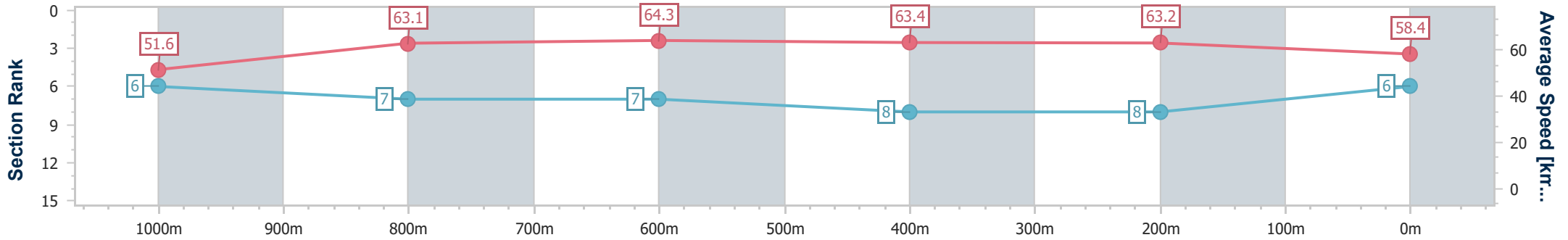
Sunshine Coast QLD Professional
 Race 6: ACCESS INSULATION FRASER COAST BENCHMARK
 65 Handicap - 1200m



13 December 2024 - 20:38

Track Rating: Soft 6, Weather: Overcast, Rail Position: +9m Entire

Section	Overall	1000m	800m	600m	400m	200m
Section Times	1:11.93 [6] (0:13.95)	0:57.98 [6] (0:11.49)	0:46.49 [7] (0:11.32)	0:35.17 [7] (0:11.43)	0:23.74 [8] (0:11.43)	0:12.31 [8] (0:12.31)
Average Speed [km/h]	51.6	63.1	64.3	63.4	63.2	58.4
Top Speed [km/h]	64.1	64.1	65.0	64.9	64.1	62.2
Avg. Dist. to Rail [m]	4.9	2.6	1.8	1.1	2.9	4.1
Avg. Stride Freq. [Hz]	2.3	2.4	2.4	2.4	2.4	2.3
Avg. Stride Length [m]	6.3	7.4	7.4	7.5	7.5	7.1



- [] Ranking at each section and finish
- .-.- No data available at this section
- NA No data available



Horse/Jockey Name	Lucky Leni
Final Rank	7
Fastest Section Time (Section)	0:11.22 (1000m)
Top Speed [km/h] (Section)	64.9 (1000m)
Race State	Finished



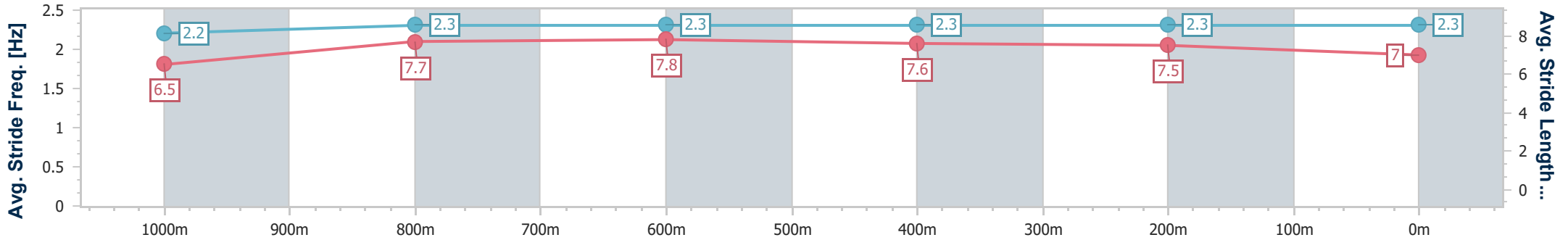
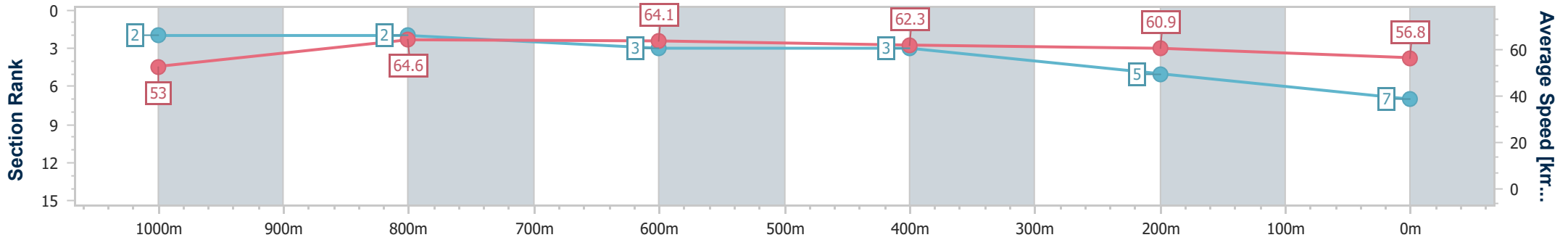
Sunshine Coast QLD Professional
 Race 6: ACCESS INSULATION FRASER COAST BENCHMARK
 65 Handicap - 1200m



13 December 2024 - 20:38

Track Rating: Soft 6, Weather: Overcast, Rail Position: +9m Entire

Section	Overall	1000m	800m	600m	400m	200m
Section Times	1:12.11 [7] (0:13.57)	0:58.54 [2] (0:11.22)	0:47.32 [2] (0:11.29)	0:36.03 [3] (0:11.53)	0:24.50 [3] (0:11.83)	0:12.67 [5] (0:12.67)
Average Speed [km/h]	53.0	64.6	64.1	62.3	60.9	56.8
Top Speed [km/h]	64.5	64.9	64.8	63.7	61.2	60.2
Avg. Dist. to Rail [m]	4.9	1.7	1.0	0.3	0.4	0.3
Avg. Stride Freq. [Hz]	2.2	2.3	2.3	2.3	2.3	2.3
Avg. Stride Length [m]	6.5	7.7	7.8	7.6	7.5	7.0



- [] Ranking at each section and finish
- .-.- No data available at this section
- NA No data available



Horse/Jockey Name	Whistling Spirit
Final Rank	8
Fastest Section Time (Section)	0:11.19 (800m)
Top Speed [km/h] (Section)	66.0 (800m)
Race State	Finished



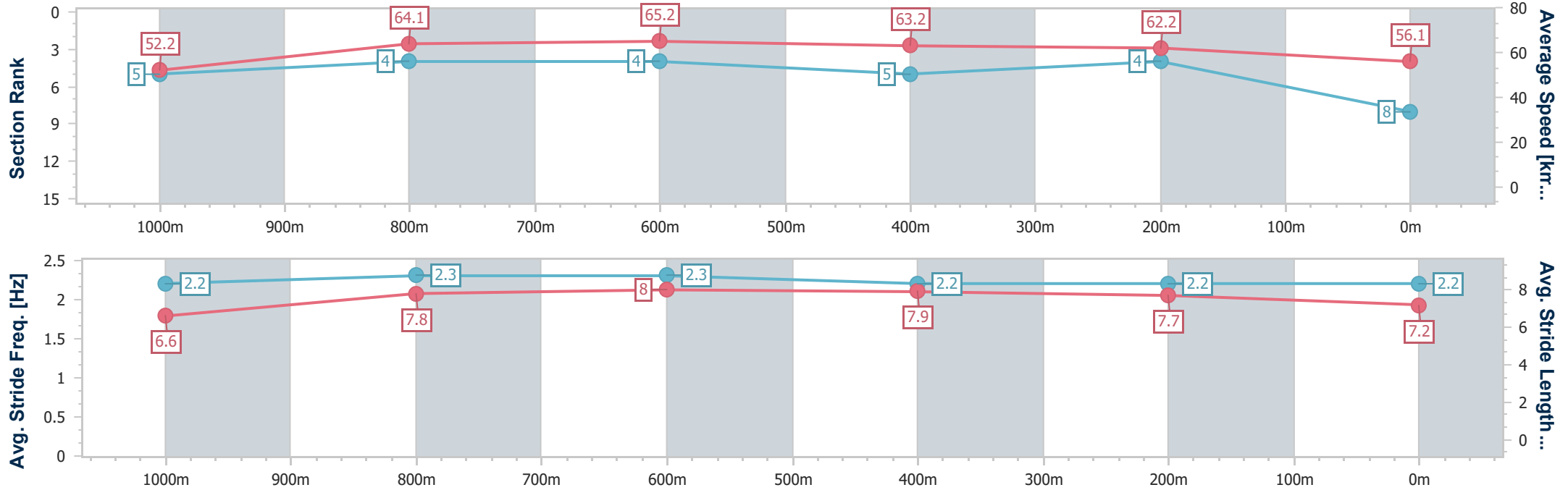
Sunshine Coast QLD Professional
 Race 6: ACCESS INSULATION FRASER COAST BENCHMARK
 65 Handicap - 1200m



13 December 2024 - 20:38

Track Rating: Soft 6, Weather: Overcast, Rail Position: +9m Entire

Section	Overall	1000m	800m	600m	400m	200m
Section Times	1:12.23 [8] (0:13.81)	0:58.42 [5] (0:11.26)	0:47.16 [4] (0:11.19)	0:35.97 [4] (0:11.55)	0:24.42 [5] (0:11.60)	0:12.82 [4] (0:12.82)
Average Speed [km/h]	52.2	64.1	65.2	63.2	62.2	56.1
Top Speed [km/h]	65.7	64.6	66.0	64.2	63.4	60.3
Avg. Dist. to Rail [m]	6.5	2.2	2.1	2.8	2.4	1.8
Avg. Stride Freq. [Hz]	2.2	2.3	2.3	2.2	2.2	2.2
Avg. Stride Length [m]	6.6	7.8	8.0	7.9	7.7	7.2



- [] Ranking at each section and finish
- .-.- No data available at this section
- NA No data available



Horse/Jockey Name	La Soeur
Final Rank	9
Fastest Section Time (Section)	0:11.18 (800m)
Top Speed [km/h] (Section)	66.1 (800m)
Race State	Finished



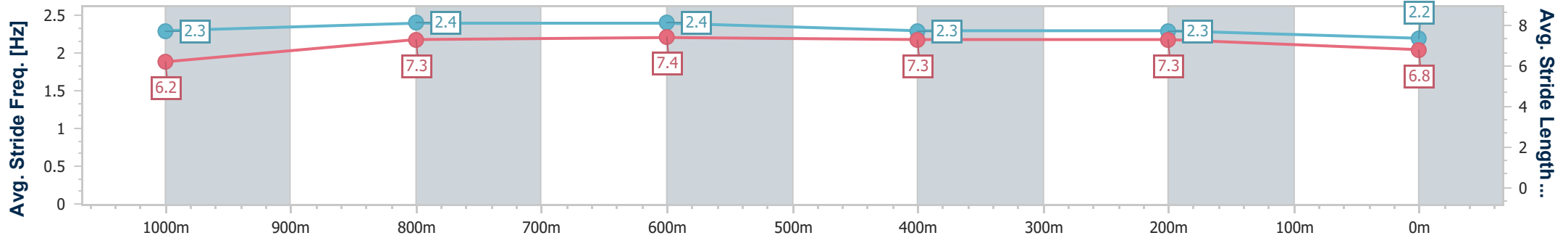
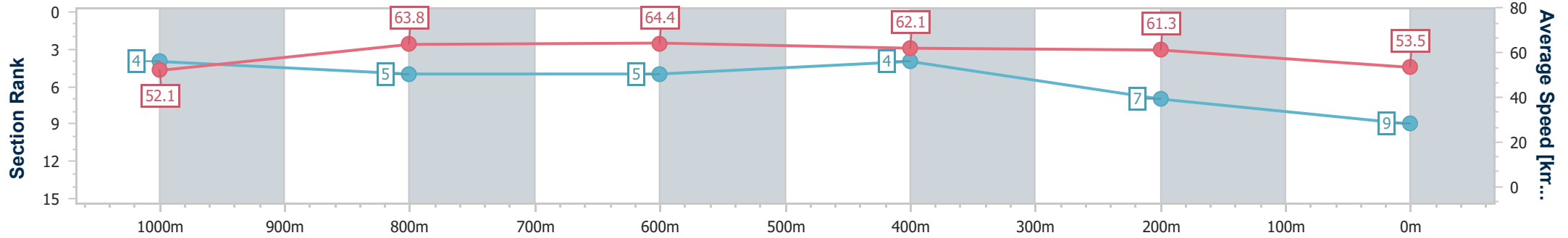
Sunshine Coast QLD Professional
 Race 6: ACCESS INSULATION FRASER COAST BENCHMARK
 65 Handicap - 1200m



13 December 2024 - 20:38

Track Rating: Soft 6, Weather: Overcast, Rail Position: +9m Entire

Section	Overall	1000m	800m	600m	400m	200m
Section Times	1:13.05 [9] (0:13.78)	0:59.27 [4] (0:11.30)	0:47.97 [5] (0:11.18)	0:36.79 [5] (0:11.55)	0:25.24 [4] (0:11.79)	0:13.45 [7] (0:13.45)
Average Speed [km/h]	52.1	63.8	64.4	62.1	61.3	53.5
Top Speed [km/h]	63.9	65.8	66.1	63.0	62.1	60.1
Avg. Dist. to Rail [m]	3.4	1.1	0.2	0.5	0.5	0.9
Avg. Stride Freq. [Hz]	2.3	2.4	2.4	2.3	2.3	2.2
Avg. Stride Length [m]	6.2	7.3	7.4	7.3	7.3	6.8



- [] Ranking at each section and finish
- .-.- No data available at this section
- NA No data available



Horse/Jockey Name	Belistic Man
Final Rank	10
Fastest Section Time (Section)	0:10.98 (1000m)
Top Speed [km/h] (Section)	68.0 (Overall)
Race State	Finished



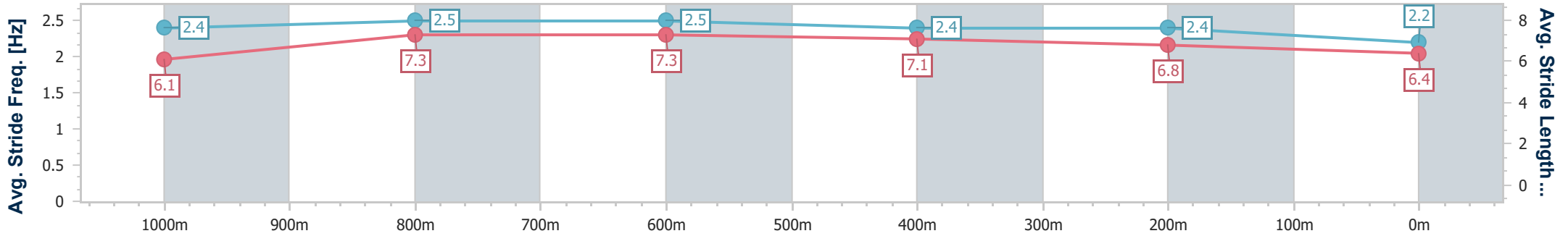
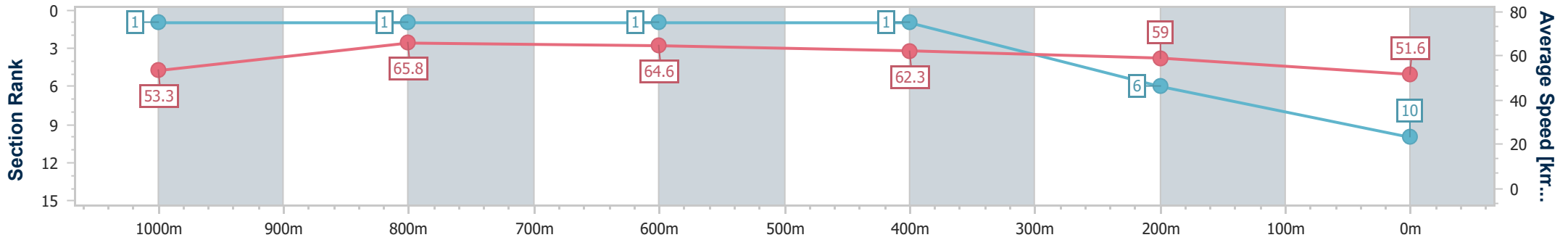
Sunshine Coast QLD Professional
 Race 6: ACCESS INSULATION FRASER COAST BENCHMARK
 65 Handicap - 1200m



13 December 2024 - 20:38

Track Rating: Soft 6, Weather: Overcast, Rail Position: +9m Entire

Section	Overall	1000m	800m	600m	400m	200m
Section Times	1:13.52 [10] (0:13.50)	1:00.02 [1] (0:10.98)	0:49.04 [1] (0:11.25)	0:37.79 [1] (0:11.66)	0:26.13 [1] (0:12.20)	0:13.93 [6] (0:13.93)
Average Speed [km/h]	53.3	65.8	64.6	62.3	59.0	51.6
Top Speed [km/h]	68.0	67.5	65.4	63.5	62.4	55.7
Avg. Dist. to Rail [m]	8.4	2.0	1.2	1.4	0.6	0.6
Avg. Stride Freq. [Hz]	2.4	2.5	2.5	2.4	2.4	2.2
Avg. Stride Length [m]	6.1	7.3	7.3	7.1	6.8	6.4



- [] Ranking at each section and finish
- .-.- No data available at this section
- NA No data available



Sunshine Coast QLD Professional

Race 7: JPI LININGS BENCHMARK 62 Handicap - 1600m

13 December 2024 - 21:08



Track Rating: Soft 6, Weather: Overcast, Rail Position: +9m Entire

Section		Overall	1400m	1200m	1000m	800m	600m	400m	Last 600m				
Field Times		1:38.51 (0:13.41)	1:25.10 (0:11.74)	1:13.36 (0:11.76)	1:01.60 (0:12.16)	0:49.44 (0:12.52)	0:36.92 (0:12.04)	0:24.88 (0:12.04)	0:36.92				
Rank	TAB Horse/Jockey	Barrier	Top Speed [km/h]	Fastest Section									Distance Travelled [m]
1	4 COMMANDMENT Angela Jones	6	63.8	0:11.78	1:38.51 [1] (0:13.42)	1:25.09 [2] (0:11.81)	1:13.28 [2] (0:11.78)	1:01.50 [3] (0:12.26)	0:49.24 [3] (0:12.48)	0:36.76 [3] (0:12.06)	0:24.70 [3] (0:11.95)	0:36.76	
2	10 DARK THINKER Jag Guthmann-Chester	2	65.3	0:11.77	1:38.56 [2] (0:13.61)	1:24.95 [4] (0:11.94)	1:13.01 [5] (0:11.82)	1:01.19 [5] (0:12.18)	0:49.01 [6] (0:12.54)	0:36.47 [6] (0:12.11)	0:24.36 [6] (0:11.77)	0:36.47	+0
3	6 TIRITIRI Michael Rodd	4	63.1	0:11.83	1:38.71 [3] (0:13.83)	1:24.88 [7] (0:11.93)	1:12.95 [7] (0:11.91)	1:01.04 [8] (0:12.04)	0:49.00 [8] (0:12.60)	0:36.40 [8] (0:12.07)	0:24.33 [7] (0:11.83)	0:36.40	+1
4	9 DIVINE DIAMONDS Cejay Graham	3	64.5	0:11.74	1:38.74 [4] (0:13.41)	1:25.33 [1] (0:11.74)	1:13.59 [1] (0:11.78)	1:01.81 [2] (0:12.14)	0:49.67 [1] (0:12.52)	0:37.15 [1] (0:12.04)	0:25.11 [1] (0:12.04)	0:37.15	-4
5	3 BOLD HUSSAR Nikita Beriman	8	63.9	0:11.50	1:38.83 [5] (0:13.56)	1:25.27 [3] (0:11.85)	1:13.42 [3] (0:11.50)	1:01.92 [1] (0:12.22)	0:49.70 [2] (0:12.52)	0:37.18 [2] (0:11.99)	0:25.19 [2] (0:12.03)	0:37.18	+1
6	7 MAGADAN Boris Thornton	5	65.3	0:11.73	1:38.85 [6] (0:14.09)	1:24.76 [8] (0:11.73)	1:13.03 [8] (0:11.79)	1:01.24 [7] (0:11.99)	0:49.25 [7] (0:12.51)	0:36.74 [7] (0:12.08)	0:24.66 [5] (0:11.82)	0:36.74	-3
7	2 AUTUNNO Jace McMurray	7	63.0	0:11.77	1:38.91 [7] (0:14.24)	1:24.67 [9] (0:11.78)	1:12.89 [9] (0:11.98)	1:00.91 [9] (0:11.87)	0:49.04 [9] (0:12.46)	0:36.58 [9] (0:12.10)	0:24.48 [9] (0:11.77)	0:36.58	-3
8	1 BARELLO Dale Smith	1	63.9	0:11.80	1:39.11 [8] (0:13.63)	1:25.48 [5] (0:11.83)	1:13.65 [4] (0:11.80)	1:01.85 [4] (0:12.11)	0:49.74 [4] (0:12.49)	0:37.25 [4] (0:12.01)	0:25.24 [4] (0:11.99)	0:37.25	-4
9	5 DAMIANI Jackson Morris	9	62.9	0:11.86	1:40.71 [9] (0:13.69)	1:27.02 [6] (0:11.96)	1:15.06 [6] (0:11.86)	1:03.20 [6] (0:12.01)	0:51.19 [5] (0:12.52)	0:38.67 [5] (0:12.36)	0:26.31 [8] (0:12.45)	0:38.67	+3

Scratched: Autumn Miss (#8)

[] Ranking at each section and finish
 -:-:- No data available at this section
 NA No data available

SCN Saddle cloth number
 DNF Did not finish
 DNT Did not track



Sunshine Coast QLD Professional

Race 7: JPI LININGS BENCHMARK 62 Handicap - 1600m

13 December 2024 - 21:08



Track Rating: Soft 6, Weather: Overcast, Rail Position: +9m Entire

Section				200m				Last 600m	
Field Times				0:12.84 (0:12.84)				0:36.92	
Rank	TAB	Horse/Jockey	Barrier	Top Speed [km/h]	Fastest Section	Margin			Distance Travelled [m]
1	4	COMMANDMENT Angela Jones	6	63.8 Overall	0:11.78 1200m	0:12.75 [3] (0:12.75)	1:38.51		0:36.76
2	10	DARK THINKER Jag Guthmann-Chester	2	65.3 Overall	0:11.77 400m	0:12.59 [5] (0:12.59)	0.2L		0:36.47 +0
3	6	TIRITIRI Michael Rodd	4	63.1 1400m	0:11.83 400m	0:12.50 [8] (0:12.50)	1L		0:36.40 +1
4	9	DIVINE DIAMONDS Cejay Graham	3	64.5 Overall	0:11.74 1400m	0:13.07 [2] (0:13.07)	1.2L		0:37.15 -4
5	3	BOLD HUSSAR Nikita Beriman	8	63.9 Overall	0:11.50 1200m	0:13.16 [1] (0:13.16)	1.6L		0:37.18 +1
6	7	MAGADAN Boris Thornton	5	65.3 1400m	0:11.73 1400m	0:12.84 [6] (0:12.84)	1.7L		0:36.74 -3
7	2	AUTUNNO Jace McMurray	7	63.0 1400m	0:11.77 400m	0:12.71 [7] (0:12.71)	1.9L		0:36.58 -3
8	1	BARELLO Dale Smith	1	63.9 Overall	0:11.80 1200m	0:13.25 [4] (0:13.25)	2.9L		0:37.25 -4
9	5	DAMIANI Jackson Morris	9	62.9 Overall	0:11.86 1200m	0:13.86 [9] (0:13.86)	12.2L		0:38.67 +3

Scratched: Autumn Miss (#8)

[] Ranking at each section and finish
 -:-:- No data available at this section
 NA No data available

SCN Saddle cloth number
 DNF Did not finish
 DNT Did not track



Horse/Jockey Name	Commandment
Final Rank	1
Fastest Section Time (Section)	0:11.78 (1200m)
Top Speed [km/h] (Section)	63.8 (Overall)
Race State	Finished



Sunshine Coast QLD Professional

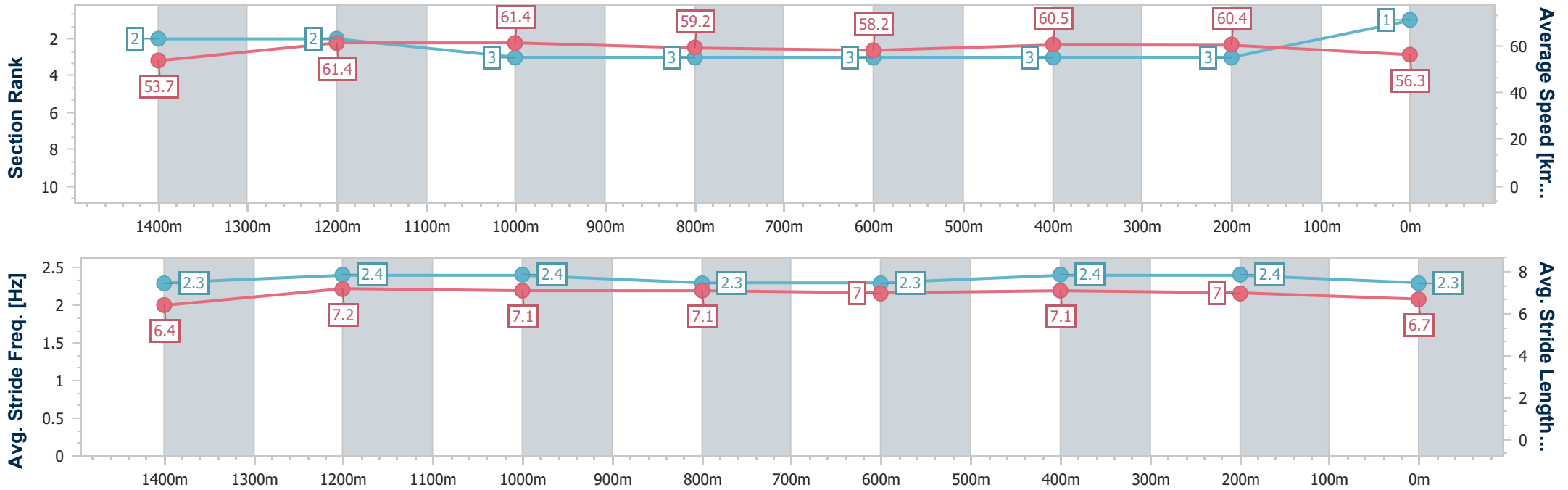
Race 7: JPI LININGS BENCHMARK 62 Handicap - 1600m



13 December 2024 - 21:08

Track Rating: Soft 6, Weather: Overcast, Rail Position: +9m Entire

Section	Overall	1400m	1200m	1000m	800m	600m	400m	200m
Section Times	1:38.51 [1] (0:13.42)	1:25.09 [2] (0:11.81)	1:13.28 [2] (0:11.78)	1:01.50 [3] (0:12.26)	0:49.24 [3] (0:12.48)	0:36.76 [3] (0:12.06)	0:24.70 [3] (0:11.95)	0:12.75 [3] (0:12.75)
Average Speed [km/h]	53.7	61.4	61.4	59.2	58.2	60.5	60.4	56.3
Top Speed [km/h]	63.8	63.5	61.9	61.8	60.3	61.7	61.6	58.0
Avg. Dist. to Rail [m]	5.9	3.4	3.1	3.0	2.0	2.2	2.4	1.9
Avg. Stride Freq. [Hz]	2.3	2.4	2.4	2.3	2.3	2.4	2.4	2.3
Avg. Stride Length [m]	6.4	7.2	7.1	7.1	7.0	7.1	7.0	6.7



- [] Ranking at each section and finish
- .-.- No data available at this section
- NA No data available



Horse/Jockey Name	Dark Thinker
Final Rank	2
Fastest Section Time (Section)	0:11.77 (400m)
Top Speed [km/h] (Section)	65.3 (Overall)
Race State	Finished



Sunshine Coast QLD Professional

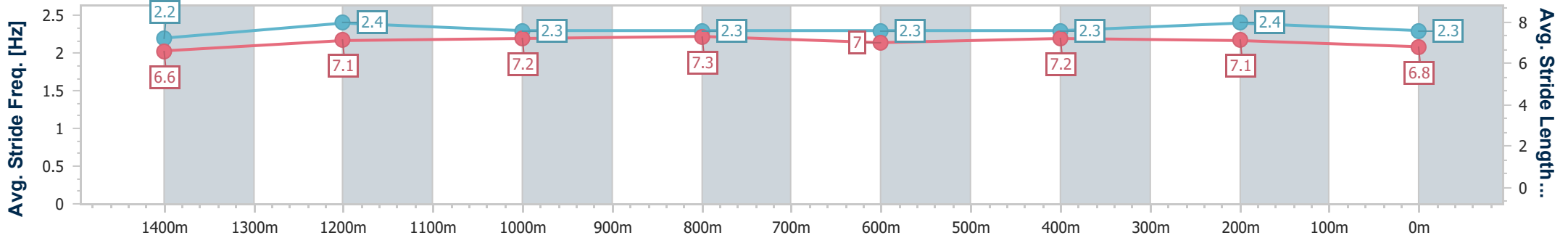
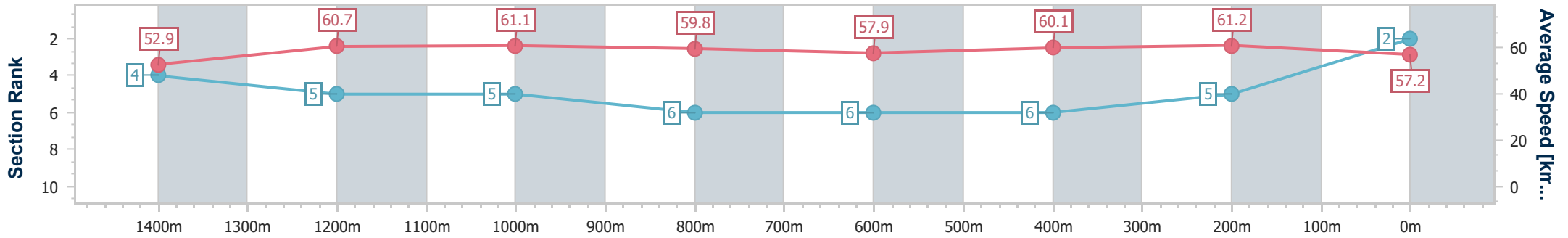
Race 7: JPI LININGS BENCHMARK 62 Handicap - 1600m



13 December 2024 - 21:08

Track Rating: Soft 6, Weather: Overcast, Rail Position: +9m Entire

Section	Overall	1400m	1200m	1000m	800m	600m	400m	200m
Section Times	1:38.56 [2] (0:13.61)	1:24.95 [4] (0:11.94)	1:13.01 [5] (0:11.82)	1:01.19 [5] (0:12.18)	0:49.01 [6] (0:12.54)	0:36.47 [6] (0:12.11)	0:24.36 [6] (0:11.77)	0:12.59 [5] (0:12.59)
Average Speed [km/h]	52.9	60.7	61.1	59.8	57.9	60.1	61.2	57.2
Top Speed [km/h]	65.3	63.2	62.2	62.2	59.9	61.2	62.6	60.5
Avg. Dist. to Rail [m]	3.6	2.7	3.0	2.9	1.8	1.8	4.4	4.4
Avg. Stride Freq. [Hz]	2.2	2.4	2.3	2.3	2.3	2.3	2.4	2.3
Avg. Stride Length [m]	6.6	7.1	7.2	7.3	7.0	7.2	7.1	6.8



- [] Ranking at each section and finish
- .-.- No data available at this section
- NA No data available



Horse/Jockey Name	Tiritiri
Final Rank	3
Fastest Section Time (Section)	0:11.83 (400m)
Top Speed [km/h] (Section)	63.1 (1400m)
Race State	Finished



Sunshine Coast QLD Professional

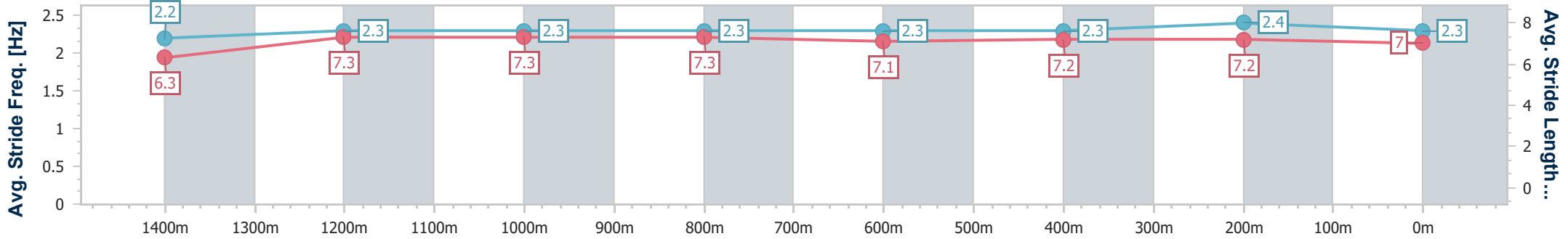
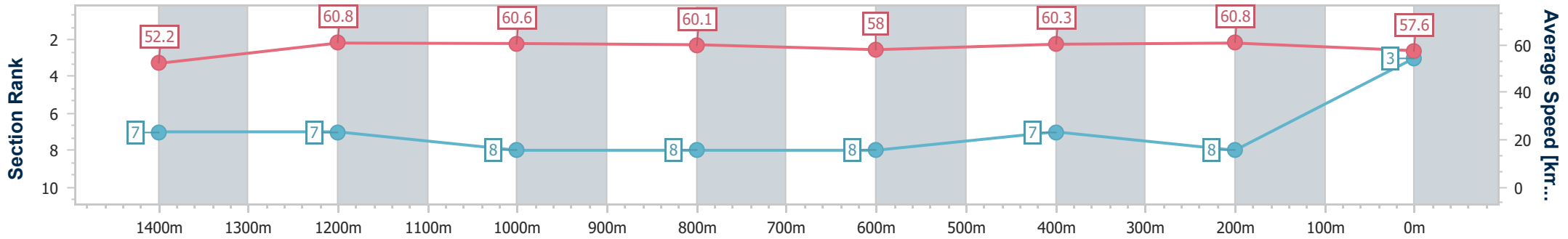
Race 7: JPI LININGS BENCHMARK 62 Handicap - 1600m



13 December 2024 - 21:08

Track Rating: Soft 6, Weather: Overcast, Rail Position: +9m Entire

Section	Overall	1400m	1200m	1000m	800m	600m	400m	200m
Section Times	1:38.71 [3] (0:13.83)	1:24.88 [7] (0:11.93)	1:12.95 [7] (0:11.91)	1:01.04 [8] (0:12.04)	0:49.00 [8] (0:12.60)	0:36.40 [8] (0:12.07)	0:24.33 [7] (0:11.83)	0:12.50 [8] (0:12.50)
Average Speed [km/h]	52.2	60.8	60.6	60.1	58.0	60.3	60.8	57.6
Top Speed [km/h]	62.8	63.1	61.3	62.6	60.0	61.4	62.5	59.9
Avg. Dist. to Rail [m]	4.5	2.9	2.9	2.4	2.3	2.0	4.6	6.3
Avg. Stride Freq. [Hz]	2.2	2.3	2.3	2.3	2.3	2.3	2.4	2.3
Avg. Stride Length [m]	6.3	7.3	7.3	7.3	7.1	7.2	7.2	7.0



- [] Ranking at each section and finish
- .-.- No data available at this section
- NA No data available



Horse/Jockey Name	Divine Diamonds
Final Rank	4
Fastest Section Time (Section)	0:11.74 (1400m)
Top Speed [km/h] (Section)	64.5 (Overall)
Race State	Finished



Sunshine Coast QLD Professional

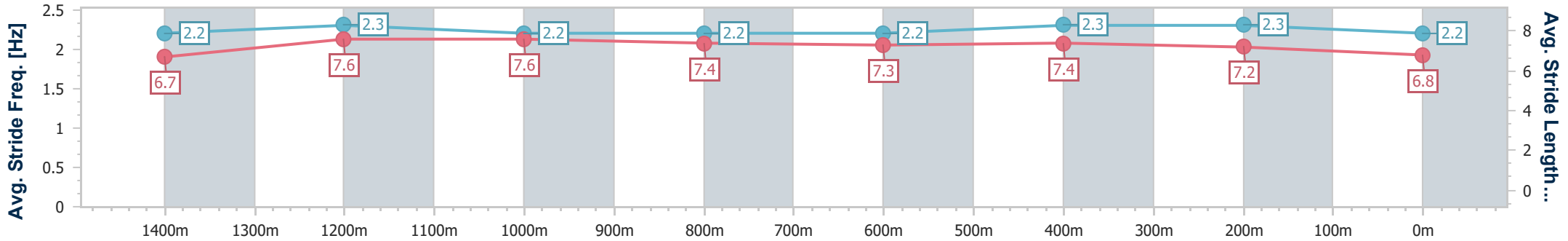
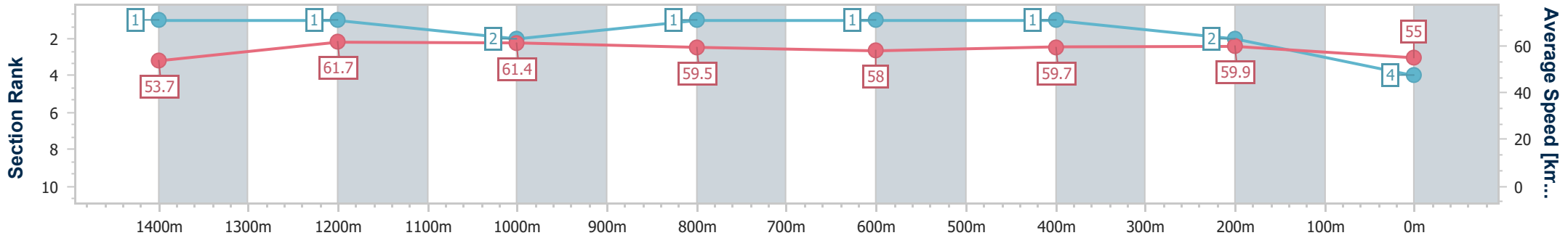
Race 7: JPI LININGS BENCHMARK 62 Handicap - 1600m



13 December 2024 - 21:08

Track Rating: Soft 6, Weather: Overcast, Rail Position: +9m Entire

Section	Overall	1400m	1200m	1000m	800m	600m	400m	200m
Section Times	1:38.74 [4] (0:13.41)	1:25.33 [1] (0:11.74)	1:13.59 [1] (0:11.78)	1:01.81 [2] (0:12.14)	0:49.67 [1] (0:12.52)	0:37.15 [1] (0:12.04)	0:25.11 [1] (0:12.04)	0:13.07 [2] (0:13.07)
Average Speed [km/h]	53.7	61.7	61.4	59.5	58.0	59.7	59.9	55.0
Top Speed [km/h]	64.5	63.6	62.8	62.4	59.4	60.5	60.8	57.8
Avg. Dist. to Rail [m]	4.2	2.2	2.3	2.0	1.1	0.2	0.3	0.3
Avg. Stride Freq. [Hz]	2.2	2.3	2.2	2.2	2.2	2.3	2.3	2.2
Avg. Stride Length [m]	6.7	7.6	7.6	7.4	7.3	7.4	7.2	6.8



- [] Ranking at each section and finish
- .-.- No data available at this section
- NA No data available



Horse/Jockey Name	Bold Hussar
Final Rank	5
Fastest Section Time (Section)	0:11.50 (1200m)
Top Speed [km/h] (Section)	63.9 (Overall)
Race State	Finished



Sunshine Coast QLD Professional

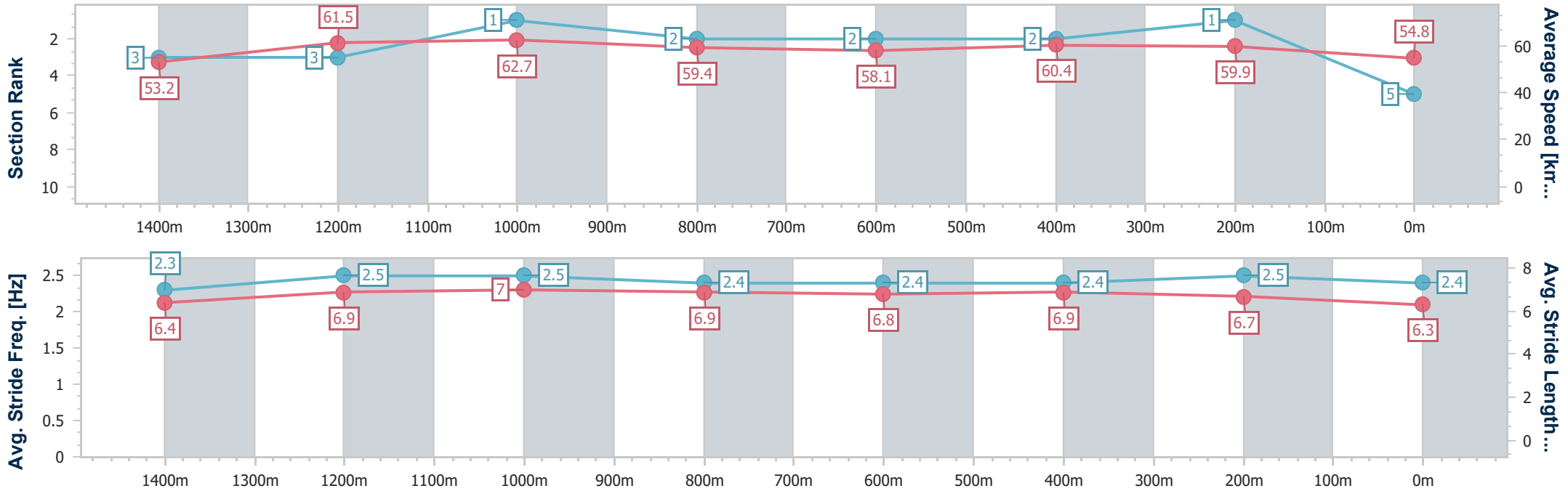
Race 7: JPI LININGS BENCHMARK 62 Handicap - 1600m



13 December 2024 - 21:08

Track Rating: Soft 6, Weather: Overcast, Rail Position: +9m Entire

Section	Overall	1400m	1200m	1000m	800m	600m	400m	200m
Section Times	1:38.83 [5] (0:13.56)	1:25.27 [3] (0:11.85)	1:13.42 [3] (0:11.50)	1:01.92 [1] (0:12.22)	0:49.70 [2] (0:12.52)	0:37.18 [2] (0:11.99)	0:25.19 [2] (0:12.03)	0:13.16 [1] (0:13.16)
Average Speed [km/h]	53.2	61.5	62.7	59.4	58.1	60.4	59.9	54.8
Top Speed [km/h]	63.9	63.6	63.5	62.7	59.9	61.8	61.7	57.5
Avg. Dist. to Rail [m]	7.5	4.2	3.6	2.7	1.9	1.2	1.8	2.1
Avg. Stride Freq. [Hz]	2.3	2.5	2.5	2.4	2.4	2.4	2.5	2.4
Avg. Stride Length [m]	6.4	6.9	7.0	6.9	6.8	6.9	6.7	6.3



- [] Ranking at each section and finish
- .-.- No data available at this section
- NA No data available



Horse/Jockey Name	Magadan
Final Rank	6
Fastest Section Time (Section)	0:11.73 (1400m)
Top Speed [km/h] (Section)	65.3 (1400m)
Race State	Finished



Sunshine Coast QLD Professional

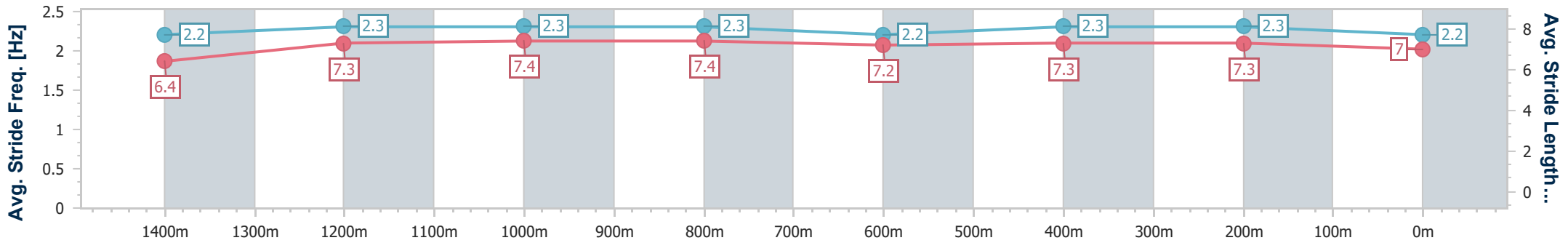
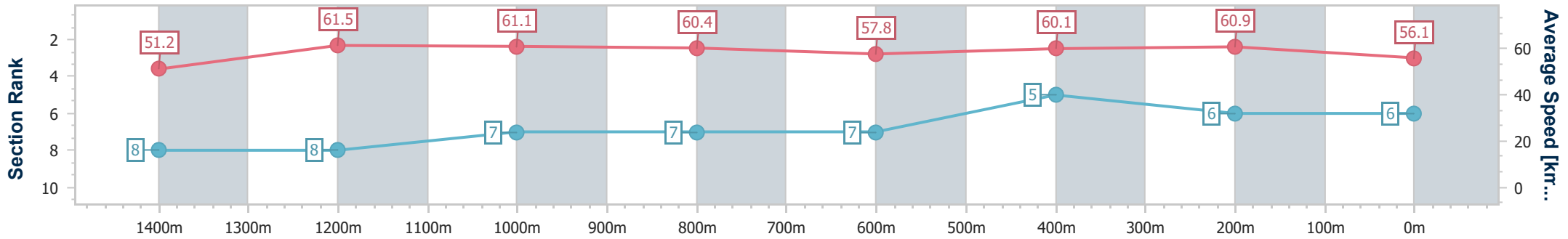
Race 7: JPI LININGS BENCHMARK 62 Handicap - 1600m



13 December 2024 - 21:08

Track Rating: Soft 6, Weather: Overcast, Rail Position: +9m Entire

Section	Overall	1400m	1200m	1000m	800m	600m	400m	200m
Section Times	1:38.85 [6] (0:14.09)	1:24.76 [8] (0:11.73)	1:13.03 [8] (0:11.79)	1:01.24 [7] (0:11.99)	0:49.25 [7] (0:12.51)	0:36.74 [7] (0:12.08)	0:24.66 [5] (0:11.82)	0:12.84 [6] (0:12.84)
Average Speed [km/h]	51.2	61.5	61.1	60.4	57.8	60.1	60.9	56.1
Top Speed [km/h]	65.3	65.3	62.2	62.2	59.8	62.0	62.4	59.3
Avg. Dist. to Rail [m]	5.5	2.3	2.0	1.8	0.9	1.3	3.5	4.0
Avg. Stride Freq. [Hz]	2.2	2.3	2.3	2.3	2.2	2.3	2.3	2.2
Avg. Stride Length [m]	6.4	7.3	7.4	7.4	7.2	7.3	7.3	7.0



- [] Ranking at each section and finish
- .-.- No data available at this section
- NA No data available



Horse/Jockey Name	Autunno
Final Rank	7
Fastest Section Time (Section)	0:11.77 (400m)
Top Speed [km/h] (Section)	63.0 (1400m)
Race State	Finished



Sunshine Coast QLD Professional

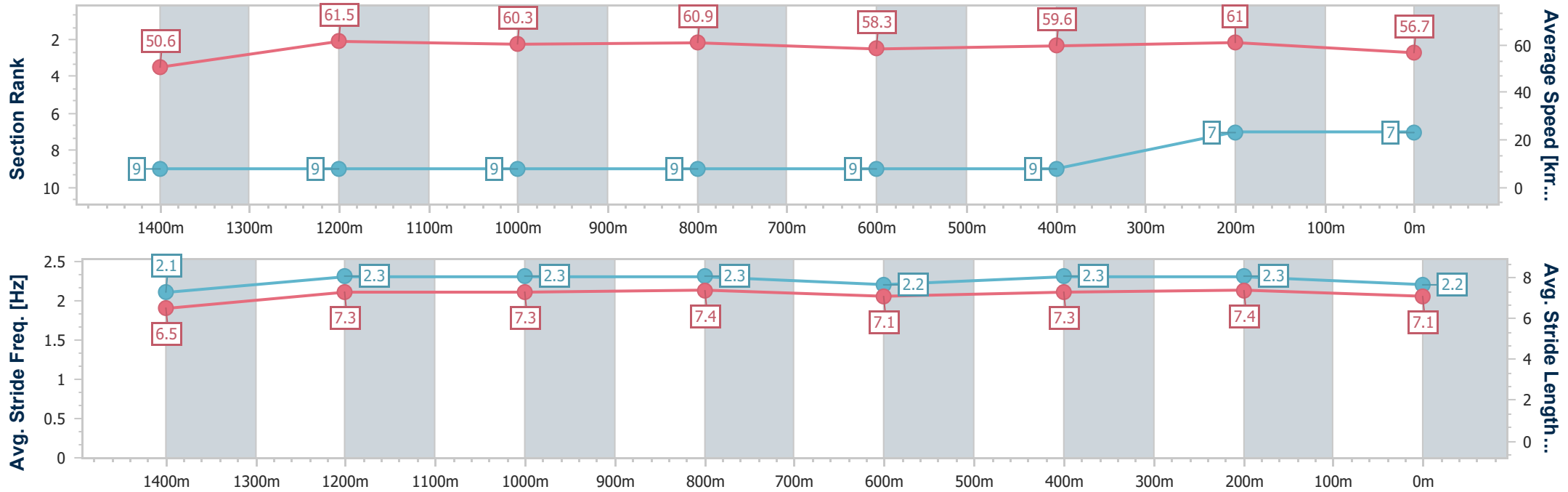
Race 7: JPI LININGS BENCHMARK 62 Handicap - 1600m



13 December 2024 - 21:08

Track Rating: Soft 6, Weather: Overcast, Rail Position: +9m Entire

Section	Overall	1400m	1200m	1000m	800m	600m	400m	200m
Section Times	1:38.91 [7] (0:14.24)	1:24.67 [9] (0:11.78)	1:12.89 [9] (0:11.98)	1:00.91 [9] (0:11.87)	0:49.04 [9] (0:12.46)	0:36.58 [9] (0:12.10)	0:24.48 [9] (0:11.77)	0:12.71 [7] (0:12.71)
Average Speed [km/h]	50.6	61.5	60.3	60.9	58.3	59.6	61.0	56.7
Top Speed [km/h]	62.3	63.0	60.9	62.5	59.9	60.5	62.4	59.3
Avg. Dist. to Rail [m]	6.9	3.3	2.6	1.9	1.1	0.3	0.4	2.9
Avg. Stride Freq. [Hz]	2.1	2.3	2.3	2.3	2.2	2.3	2.3	2.2
Avg. Stride Length [m]	6.5	7.3	7.3	7.4	7.1	7.3	7.4	7.1



- [] Ranking at each section and finish
- .-.- No data available at this section
- NA No data available



Horse/Jockey Name	Barello
Final Rank	8
Fastest Section Time (Section)	0:11.80 (1200m)
Top Speed [km/h] (Section)	63.9 (Overall)
Race State	Finished



Sunshine Coast QLD Professional

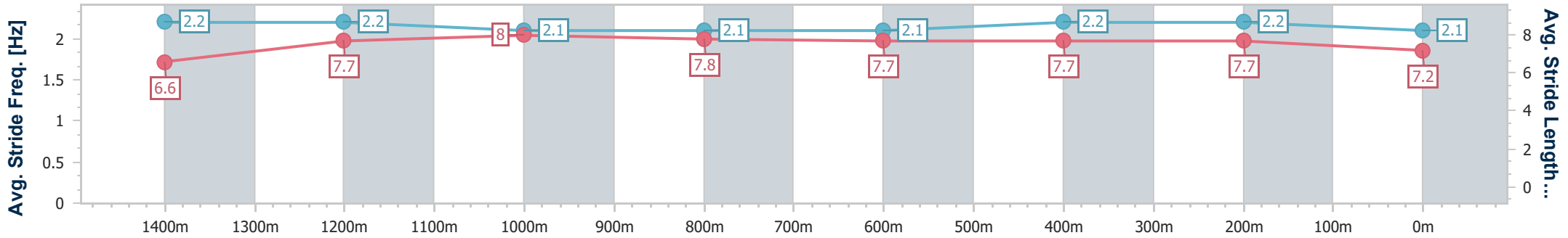
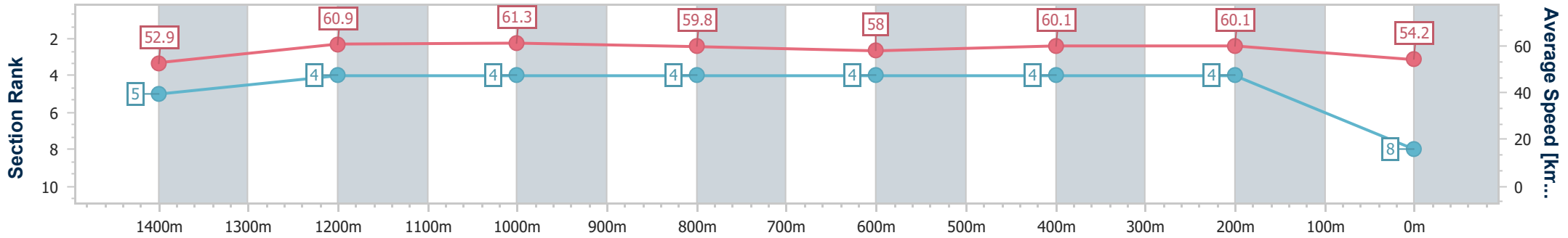
Race 7: JPI LININGS BENCHMARK 62 Handicap - 1600m



13 December 2024 - 21:08

Track Rating: Soft 6, Weather: Overcast, Rail Position: +9m Entire

Section	Overall	1400m	1200m	1000m	800m	600m	400m	200m
Section Times	1:39.11 [8] (0:13.63)	1:25.48 [5] (0:11.83)	1:13.65 [4] (0:11.80)	1:01.85 [4] (0:12.11)	0:49.74 [4] (0:12.49)	0:37.25 [4] (0:12.01)	0:25.24 [4] (0:11.99)	0:13.25 [4] (0:13.25)
Average Speed [km/h]	52.9	60.9	61.3	59.8	58.0	60.1	60.1	54.2
Top Speed [km/h]	63.9	63.5	61.9	62.3	59.3	61.1	62.0	58.2
Avg. Dist. to Rail [m]	2.3	2.0	2.2	2.0	1.3	0.3	0.9	1.3
Avg. Stride Freq. [Hz]	2.2	2.2	2.1	2.1	2.1	2.2	2.2	2.1
Avg. Stride Length [m]	6.6	7.7	8.0	7.8	7.7	7.7	7.7	7.2



- [] Ranking at each section and finish
- .-.- No data available at this section
- NA No data available



Horse/Jockey Name	Damiani
Final Rank	9
Fastest Section Time (Section)	0:11.86 (1200m)
Top Speed [km/h] (Section)	62.9 (Overall)
Race State	Finished



Sunshine Coast QLD Professional

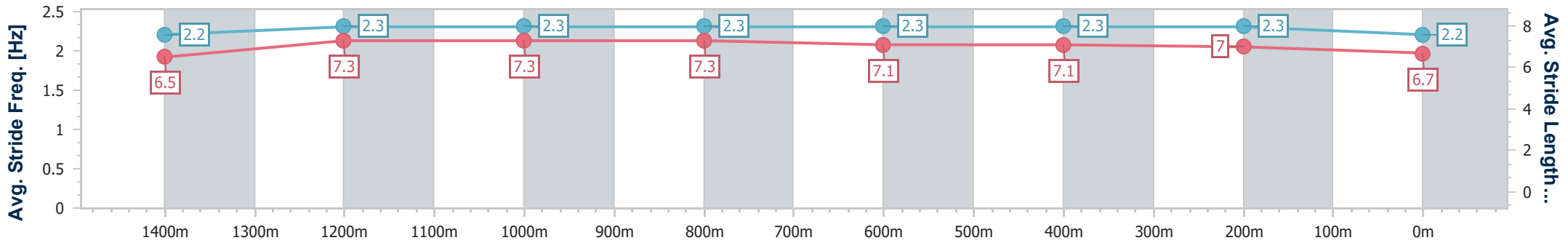
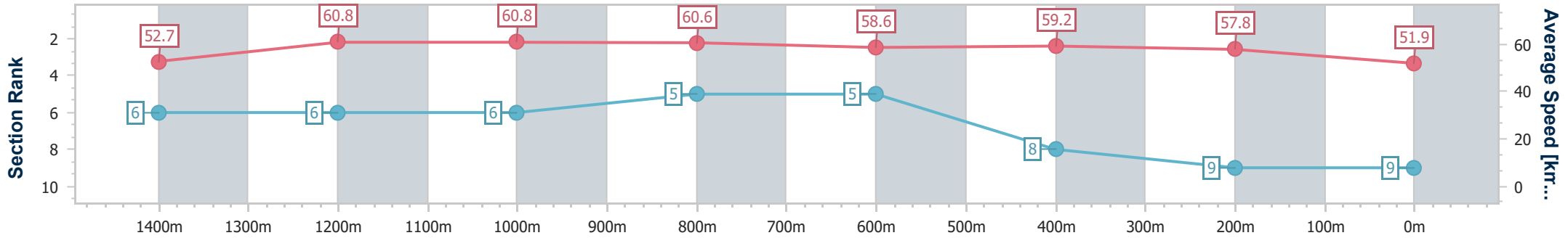
Race 7: JPI LININGS BENCHMARK 62 Handicap - 1600m



13 December 2024 - 21:08

Track Rating: Soft 6, Weather: Overcast, Rail Position: +9m Entire

Section	Overall	1400m	1200m	1000m	800m	600m	400m	200m
Section Times	1:40.71 [9] (0:13.69)	1:27.02 [6] (0:11.96)	1:15.06 [6] (0:11.86)	1:03.20 [6] (0:12.01)	0:51.19 [5] (0:12.52)	0:38.67 [5] (0:12.36)	0:26.31 [8] (0:12.45)	0:13.86 [9] (0:13.86)
Average Speed [km/h]	52.7	60.8	60.8	60.6	58.6	59.2	57.8	51.9
Top Speed [km/h]	62.9	62.7	61.5	61.9	60.3	60.3	59.0	54.3
Avg. Dist. to Rail [m]	8.4	4.5	4.1	3.5	3.1	2.8	4.7	4.7
Avg. Stride Freq. [Hz]	2.2	2.3	2.3	2.3	2.3	2.3	2.3	2.2
Avg. Stride Length [m]	6.5	7.3	7.3	7.3	7.1	7.1	7.0	6.7



- [] Ranking at each section and finish
- .-.- No data available at this section
- NA No data available