



Ipswich QLD Professional

Race 5: IMPERIAL RACING BENCHMARK 65 Handicap - 1350m

11 December 2024 - 15:58



Track Rating: Heavy 9, Weather: Overcast, Rail Position: +8m Entire

Section	Overall	1200m	1000m	800m	600m	400m	Last 600m						
Field Times	1:21.88 (0:11.40)	1:10.48 (0:11.75)	0:58.73 (0:11.89)	0:46.84 (0:11.87)	0:34.97 (0:11.48)	0:23.49 (0:11.39)	0:34.97						
Rank	TAB	Horse/Jockey	Barrier	Top Speed [km/h]	Fastest Section	Overall	1200m	1000m	800m	600m	400m	Last 600m	Distance Travelled [m]
1	3	ELECTED Chris Whiteley	2	63.7 600m	0:11.39 400m	1:21.88 [1] (0:11.40)	1:10.48 [1] (0:11.75)	0:58.73 [1] (0:11.89)	0:46.84 [1] (0:11.87)	0:34.97 [1] (0:11.48)	0:23.49 [1] (0:11.39)	0:34.97	
2	4	GOSPEL GIRL Angela Jones	1	63.8 600m	0:11.39 600m	1:21.90 [2] (0:11.60)	1:10.30 [2] (0:11.73)	0:58.57 [2] (0:11.88)	0:46.69 [2] (0:11.91)	0:34.78 [2] (0:11.39)	0:23.39 [3] (0:11.45)	0:34.78	+2
3	2	BONDED AFFAIR Cody Collis	3	63.6 600m	0:11.45 400m	1:21.91 [3] (0:11.85)	1:10.06 [3] (0:11.66)	0:58.40 [3] (0:11.82)	0:46.58 [3] (0:11.88)	0:34.70 [3] (0:11.46)	0:23.24 [4] (0:11.45)	0:34.70	-3
4	10	ARAMINTA Cejay Graham	4	65.6 600m	0:11.19 600m	1:21.97 [4] (0:11.86)	1:10.11 [4] (0:11.74)	0:58.37 [4] (0:11.87)	0:46.50 [4] (0:11.84)	0:34.66 [4] (0:11.19)	0:23.47 [2] (0:11.42)	0:34.66	+3

Scratched: Mychyna (#9), Miss Uchitel (#11), Just Flying (#5), Treasurer (#6), Disselation (#1), West Cork (#7), Lietuva (#8)

[] Ranking at each section and finish
 -:-:-:- No data available at this section
 NA No data available

SCN Saddle cloth number
 DNF Did not finish
 DNT Did not track



Ipswich QLD Professional
 Race 5: IMPERIAL RACING BENCHMARK 65 Handicap - 1350m
 11 December 2024 - 15:58



Track Rating: Heavy 9, Weather: Overcast, Rail Position: +8m Entire

Section				200m				Last 600m	
Field Times				0:12.10 (0:12.10)				0:34.97	
Rank	TAB	Horse/Jockey	Barrier	Top Speed [km/h]	Fastest Section	Margin			Distance Travelled [m]
1	3	ELECTED Chris Whiteley	2	63.7 600m	0:11.39 400m	0:12.10 [1] (0:12.10)	1:21.88		0:34.97
2	4	GOSPEL GIRL Angela Jones	1	63.8 600m	0:11.39 600m	0:11.94 [3] (0:11.94)	0.12L		0:34.78 +2
3	2	BONDED AFFAIR Cody Collis	3	63.6 600m	0:11.45 400m	0:11.79 [4] (0:11.79)	0.17L		0:34.70 -3
4	10	ARAMINTA Cejay Graham	4	65.6 600m	0:11.19 600m	0:12.05 [2] (0:12.05)	0.53L		0:34.66 +3

Scratched: Mychyna (#9), Miss Uchitel (#11), Just Flying (#5), Treasurer (#6), Disselation (#1), West Cork (#7), Lietuva (#8)

[] Ranking at each section and finish
 -:-:-:- No data available at this section
 NA No data available

SCN Saddle cloth number
 DNF Did not finish
 DNT Did not track



Horse/Jockey Name	Elected
Final Rank	1
Fastest Section Time (Section)	0:11.39 (400m)
Top Speed [km/h] (Section)	63.7 (600m)
Race State	Finished



Ipswich QLD Professional

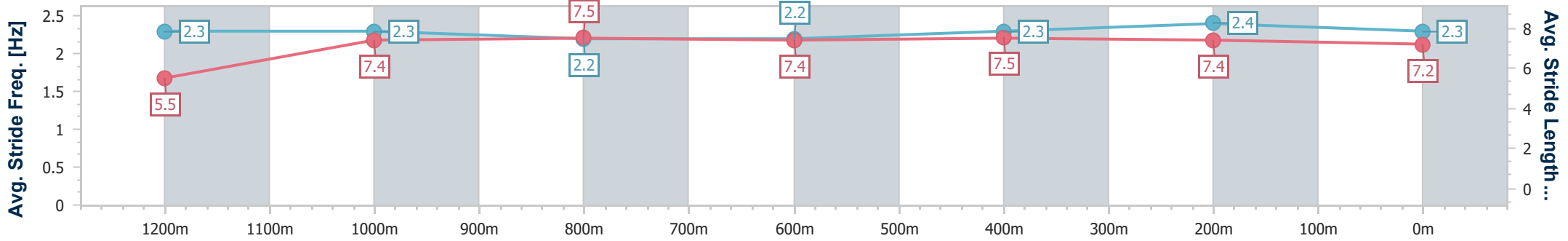
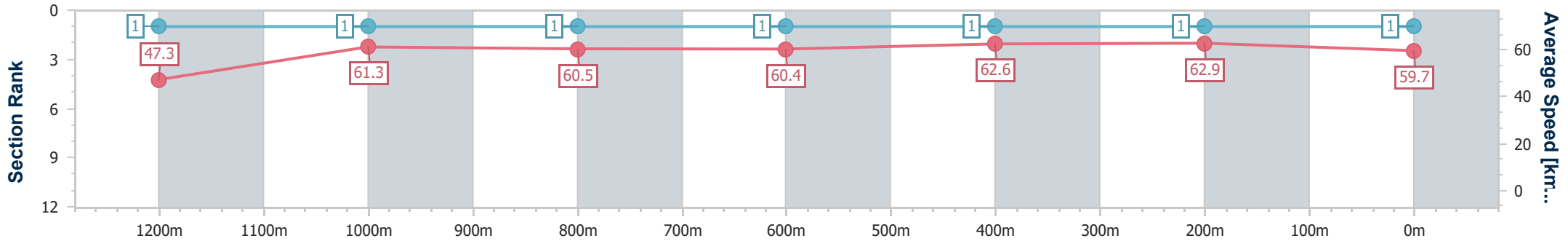
Race 5: IMPERIAL RACING BENCHMARK 65 Handicap - 1350m



11 December 2024 - 15:58

Track Rating: Heavy 9, Weather: Overcast, Rail Position: +8m Entire

Section	Overall	1200m	1000m	800m	600m	400m	200m
Section Times	1:21.88 [1] (0:11.40)	1:10.48 [1] (0:11.75)	0:58.73 [1] (0:11.89)	0:46.84 [1] (0:11.87)	0:34.97 [1] (0:11.48)	0:23.49 [1] (0:11.39)	0:12.10 [1] (0:12.10)
Average Speed [km/h]	47.3	61.3	60.5	60.4	62.6	62.9	59.7
Top Speed [km/h]	62.8	62.2	60.9	61.6	63.7	63.6	61.2
Avg. Dist. to Rail [m]	0.5	0.5	0.3	0.7	1.0	1.1	0.2
Avg. Stride Freq. [Hz]	2.3	2.3	2.2	2.2	2.3	2.4	2.3
Avg. Stride Length [m]	5.5	7.4	7.5	7.4	7.5	7.4	7.2



- [] Ranking at each section and finish
- :-:- No data available at this section
- NA No data available



Horse/Jockey Name	Gospel Girl
Final Rank	2
Fastest Section Time (Section)	0:11.39 (600m)
Top Speed [km/h] (Section)	63.8 (600m)
Race State	Finished



Ipswich QLD Professional

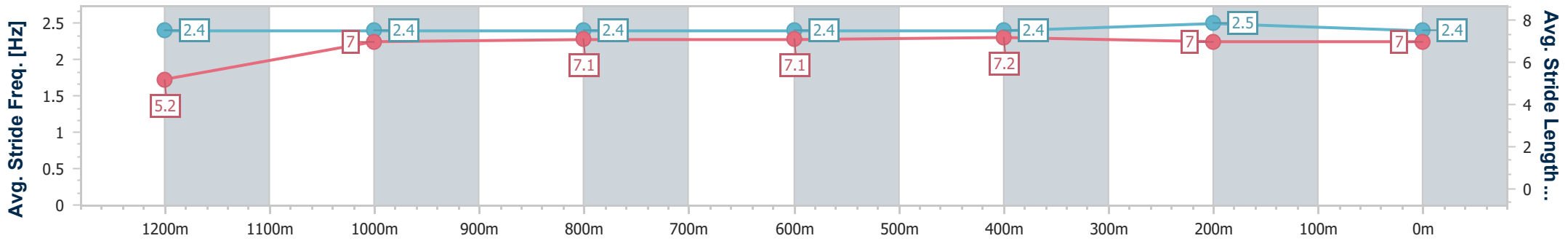
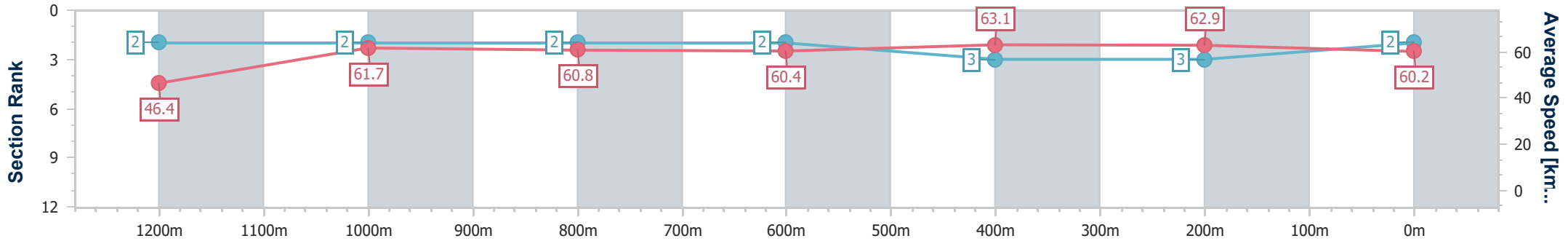
Race 5: IMPERIAL RACING BENCHMARK 65 Handicap - 1350m



11 December 2024 - 15:58

Track Rating: Heavy 9, Weather: Overcast, Rail Position: +8m Entire

Section	Overall	1200m	1000m	800m	600m	400m	200m
Section Times	1:21.90 [2] (0:11.60)	1:10.30 [2] (0:11.73)	0:58.57 [2] (0:11.88)	0:46.69 [2] (0:11.91)	0:34.78 [2] (0:11.39)	0:23.39 [3] (0:11.45)	0:11.94 [3] (0:11.94)
Average Speed [km/h]	46.4	61.7	60.8	60.4	63.1	62.9	60.2
Top Speed [km/h]	60.8	63.2	61.5	61.8	63.8	63.8	62.1
Avg. Dist. to Rail [m]	1.1	1.4	0.8	0.3	0.3	0.2	1.7
Avg. Stride Freq. [Hz]	2.4	2.4	2.4	2.4	2.4	2.5	2.4
Avg. Stride Length [m]	5.2	7.0	7.1	7.1	7.2	7.0	7.0



- [] Ranking at each section and finish
- .-.- No data available at this section
- NA No data available



Horse/Jockey Name	Bonded Affair
Final Rank	3
Fastest Section Time (Section)	0:11.45 (400m)
Top Speed [km/h] (Section)	63.6 (600m)
Race State	Finished



Ipswich QLD Professional

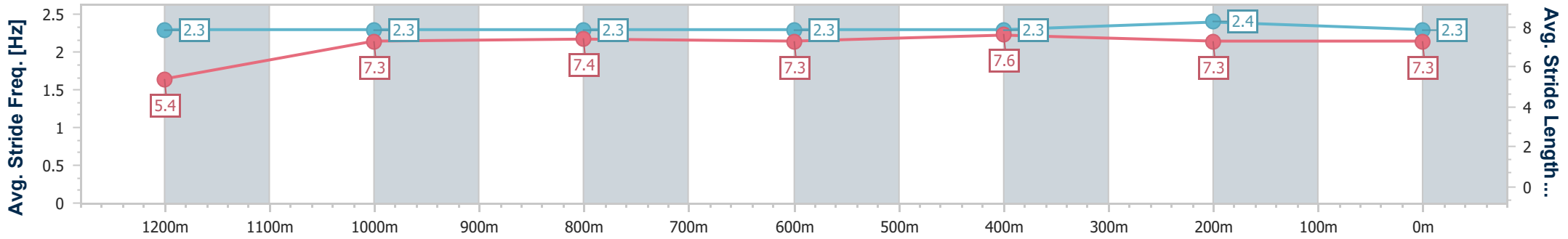
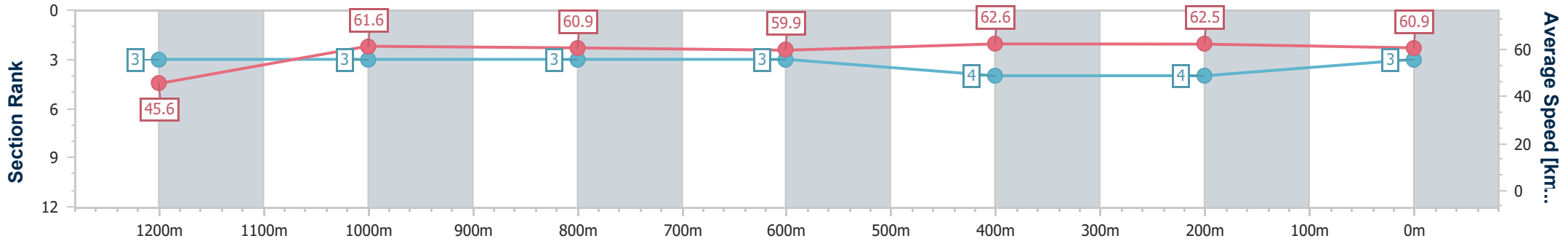
Race 5: IMPERIAL RACING BENCHMARK 65 Handicap - 1350m



11 December 2024 - 15:58

Track Rating: Heavy 9, Weather: Overcast, Rail Position: +8m
Entire

Section	Overall	1200m	1000m	800m	600m	400m	200m
Section Times	1:21.91 [3] (0:11.85)	1:10.06 [3] (0:11.66)	0:58.40 [3] (0:11.82)	0:46.58 [3] (0:11.88)	0:34.70 [3] (0:11.46)	0:23.24 [4] (0:11.45)	0:11.79 [4] (0:11.79)
Average Speed [km/h]	45.6	61.6	60.9	59.9	62.6	62.5	60.9
Top Speed [km/h]	62.2	62.3	61.1	60.9	63.6	63.4	62.8
Avg. Dist. to Rail [m]	1.4	1.0	1.5	2.1	2.0	1.1	0.7
Avg. Stride Freq. [Hz]	2.3	2.3	2.3	2.3	2.3	2.4	2.3
Avg. Stride Length [m]	5.4	7.3	7.4	7.3	7.6	7.3	7.3



- [] Ranking at each section and finish
- .-.- No data available at this section
- NA No data available



Horse/Jockey Name	Araminta
Final Rank	4
Fastest Section Time (Section)	0:11.19 (600m)
Top Speed [km/h] (Section)	65.6 (600m)
Race State	Finished



Ipswich QLD Professional

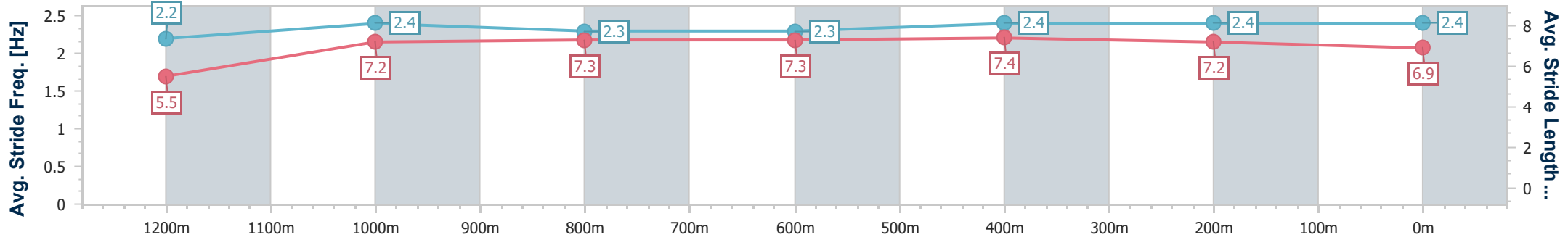
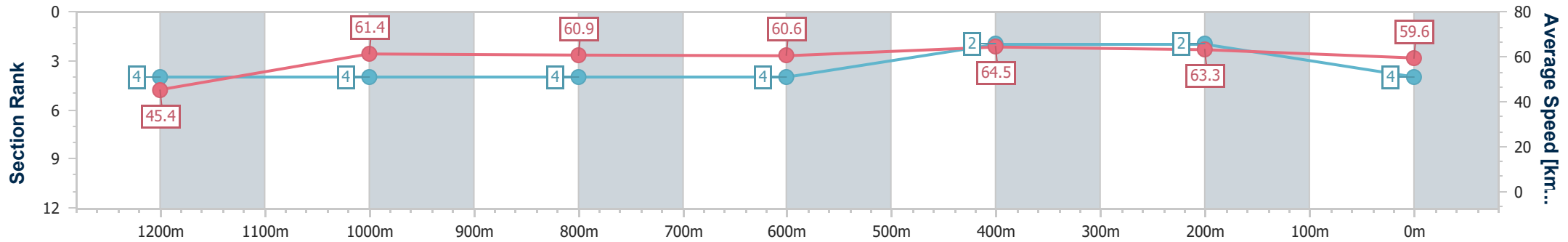
Race 5: IMPERIAL RACING BENCHMARK 65 Handicap - 1350m



11 December 2024 - 15:58

Track Rating: Heavy 9, Weather: Overcast, Rail Position: +8m Entire

Section	Overall	1200m	1000m	800m	600m	400m	200m
Section Times	1:21.97 [4] (0:11.86)	1:10.11 [4] (0:11.74)	0:58.37 [4] (0:11.87)	0:46.50 [4] (0:11.84)	0:34.66 [4] (0:11.19)	0:23.47 [2] (0:11.42)	0:12.05 [2] (0:12.05)
Average Speed [km/h]	45.4	61.4	60.9	60.6	64.5	63.3	59.6
Top Speed [km/h]	62.7	62.1	61.7	62.6	65.6	64.1	62.2
Avg. Dist. to Rail [m]	1.7	1.3	0.4	0.2	0.6	0.9	3.1
Avg. Stride Freq. [Hz]	2.2	2.4	2.3	2.3	2.4	2.4	2.4
Avg. Stride Length [m]	5.5	7.2	7.3	7.3	7.4	7.2	6.9



- [] Ranking at each section and finish
- .-.- No data available at this section
- NA No data available