

Track Rating: Heavy 10, Weather: Overcast, Rail Position: +8m Entire

Section														
Field Times		Overall	1000m	800m	600m	400m	200m	Last 600m						
		1:11.74 (0:13.81)	0:57.93 (0:10.95)	0:46.98 (0:11.72)	0:35.26 (0:11.92)	0:23.34 (0:11.63)	0:11.71 (0:11.71)	0:35.26						
Rank	TAB	Horse/Jockey	Barrier	Top Speed [km/h]	Fastest Section							Margin	Distance Travelled [m]	
1	12	VIENNA WHO Justin Huxtable	3	66.3	0:11.12	1:11.74 [1] (0:13.98)	0:57.76 [3] (0:11.12)	0:46.64 [4] (0:11.73)	0:34.91 [4] (0:11.84)	0:23.07 [4] (0:11.36)	0:11.71 [1] (0:11.71)	1:11.74	0:34.91	
2	14	PETITE PALACE Rikki Jamieson	2	66.6	0:11.09	1:12.18 [2] (0:13.99)	0:58.19 [4] (0:11.09)	0:47.10 [3] (0:11.69)	0:35.41 [3] (0:11.85)	0:23.56 [3] (0:11.75)	0:11.81 [4] (0:11.81)	2.62L	0:35.41	-4
3	6	HEY CHARDONNAY Mark Du Plessis	10	65.9	0:11.07	1:12.20 [3] (0:14.20)	0:58.00 [6] (0:11.07)	0:46.93 [5] (0:11.66)	0:35.27 [5] (0:11.86)	0:23.41 [5] (0:11.57)	0:11.84 [3] (0:11.84)	2.73L	0:35.27	+3
4	7	LADY NIKSTER Andrew Mallyon	5	65.1	0:11.26	1:12.21 [4] (0:14.32)	0:57.89 [8] (0:11.26)	0:46.63 [8] (0:11.56)	0:35.07 [8] (0:11.74)	0:23.33 [7] (0:11.51)	0:11.82 [5] (0:11.82)	2.8L	0:35.07	+0
5	10	QUEENSTAR Cejay Graham	7	68.6	0:10.95	1:12.58 [5] (0:13.81)	0:58.77 [1] (0:10.95)	0:47.82 [1] (0:11.72)	0:36.10 [1] (0:11.92)	0:24.18 [1] (0:11.85)	0:12.33 [2] (0:12.33)	4.93L	0:36.10	-3
6	9	MISS MERCY Kyle Wilson-Taylor	4	65.8	0:11.11	1:12.65 [6] (0:14.25)	0:58.40 [7] (0:11.11)	0:47.29 [7] (0:11.68)	0:35.61 [6] (0:11.76)	0:23.85 [6] (0:11.60)	0:12.25 [6] (0:12.25)	5.39L	0:35.61	-3
7	8	LOVE 'N' ROCKETS Angela Jones	1	66.6	0:11.22	1:12.81 [7] (0:14.13)	0:58.68 [5] (0:11.22)	0:47.46 [6] (0:11.69)	0:35.77 [6] (0:11.90)	0:23.87 [8] (0:11.75)	0:12.12 [8] (0:12.12)	6.3L	0:35.77	-4
8	5	GAELIC SPIRIT Cody Collis	6	65.8	0:11.40	1:13.20 [8] (0:14.45)	0:58.75 [9] (0:11.40)	0:47.35 [9] (0:11.56)	0:35.79 [10] (0:11.78)	0:24.01 [9] (0:11.85)	0:12.16 [9] (0:12.16)	8.63L	0:35.79	-2
9	11	SHAMROCK'S SECRET Emily Lang	9	68.6	0:10.90	1:13.32 [9] (0:13.95)	0:59.37 [2] (0:10.90)	0:48.47 [2] (0:11.74)	0:36.73 [2] (0:11.96)	0:24.77 [2] (0:12.01)	0:12.76 [7] (0:12.76)	9.31L	0:36.73	+0
10	17	TAPATI Jason Taylor	8	66.1	0:11.35	1:13.69 [10] (0:14.56)	0:59.13 [10] (0:11.35)	0:47.78 [10] (0:11.49)	0:36.29 [9] (0:11.87)	0:24.42 [10] (0:12.04)	0:12.38 [10] (0:12.38)	11.48L	0:36.29	+2

Scratched: Brutal Lass (#3), Autumngirl (#1), Becca (#2), Forcefilly (#4), Missing Boundaries (#15), Gagnante Enchere (#16), Billilicious (#13)



Horse/Jockey Name	Vienna Who
Final Rank	1
Fastest Section Time (Section)	0:11.12 (1000m)
Top Speed [km/h] (Section)	66.3 (Overall)
Race State	Finished



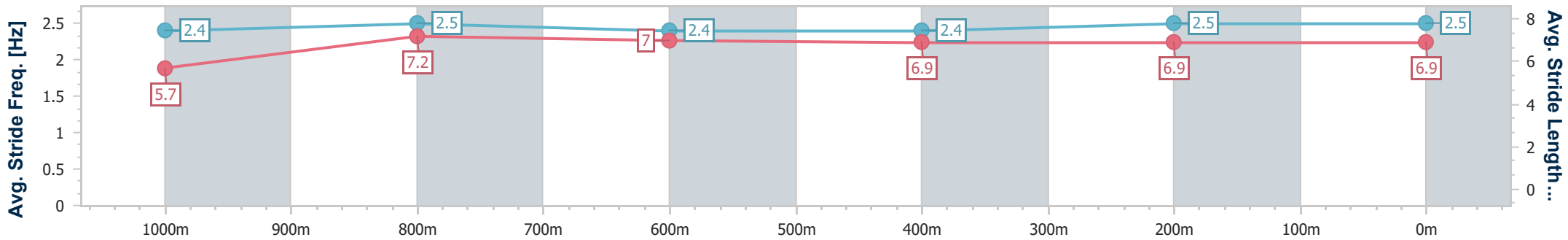
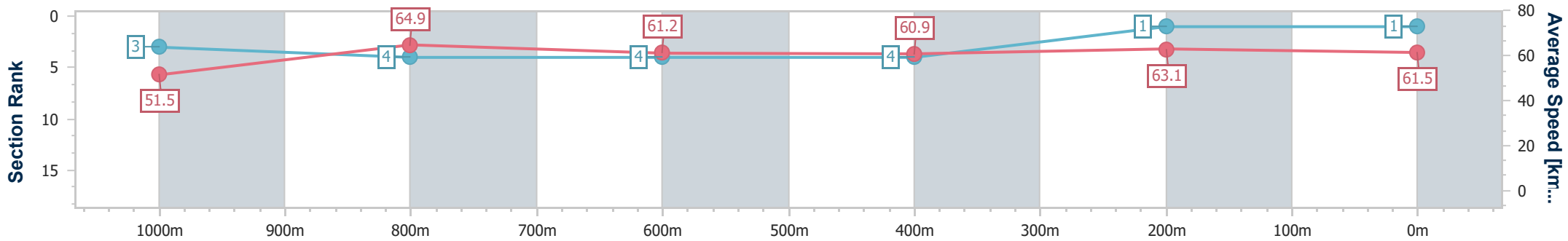
Ipswich QLD Professional
Race 4: TAE AEROSPACE QTIS Three-Year-Old Fillies Maiden
Plate - 1200m



11 December 2024 - 15:23

Track Rating: Heavy 10, Weather: Overcast, Rail Position: +8m
Entire

Section	Overall	1000m	800m	600m	400m	200m								
Section Times	1:11.74 [1] (0:13.98)	0:57.76 [3] (0:11.12)	0:46.64 [4] (0:11.73)	0:34.91 [4] (0:11.84)	0:23.07 [4] (0:11.36)	0:11.71 [1] (0:11.71)								
Average Speed [km/h]	51.5	64.9	61.2	60.9	63.1	61.5								
Top Speed [km/h]	66.3	66.1	62.8	62.8	65.0	62.7								
Avg. Dist. to Rail [m]	2.9	0.2	0.4	0.2	0.9	2.9								
Avg. Stride Freq. [Hz]	2.4	2.5	2.4	2.4	2.5	2.5								
Avg. Stride Length [m]	5.7	7.2	7.0	6.9	6.9	6.9								



- [] Ranking at each section and finish
- .-.- No data available at this section
- NA No data available



Horse/Jockey Name	Petite Palace
Final Rank	2
Fastest Section Time (Section)	0:11.09 (1000m)
Top Speed [km/h] (Section)	66.6 (Overall)
Race State	Finished



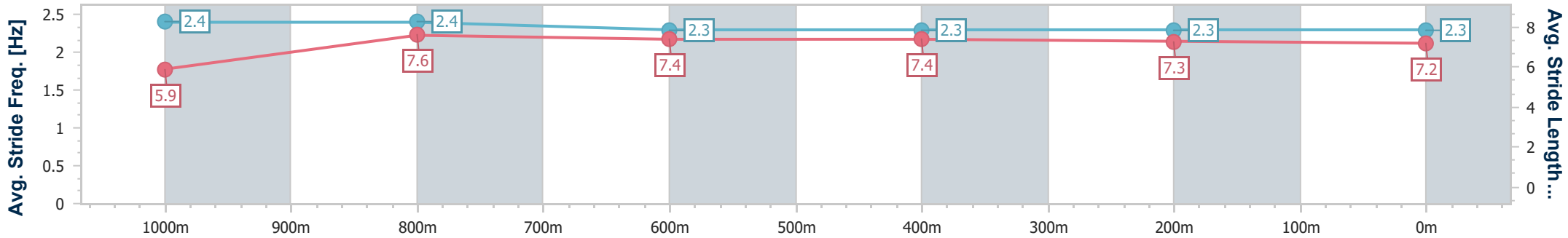
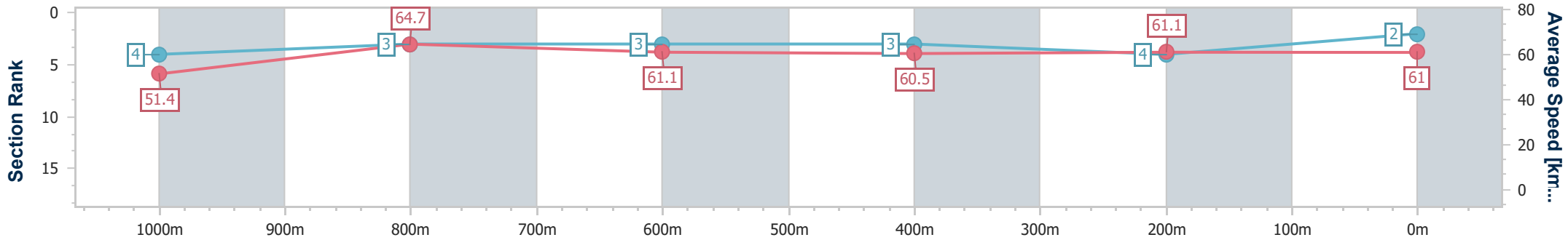
Ipswich QLD Professional
Race 4: TAE AEROSPACE QTIS Three-Year-Old Fillies Maiden
Plate - 1200m



11 December 2024 - 15:23

Track Rating: Heavy 10, Weather: Overcast, Rail Position: +8m
Entire

Section	Overall	1000m	800m	600m	400m	200m
Section Times	1:12.18 [2] (0:13.99)	0:58.19 [4] (0:11.09)	0:47.10 [3] (0:11.69)	0:35.41 [3] (0:11.85)	0:23.56 [3] (0:11.75)	0:11.81 [4] (0:11.81)
Average Speed [km/h]	51.4	64.7	61.1	60.5	61.1	61.0
Top Speed [km/h]	66.6	66.4	62.7	61.2	61.8	62.3
Avg. Dist. to Rail [m]	2.1	1.2	1.6	1.2	1.1	1.0
Avg. Stride Freq. [Hz]	2.4	2.4	2.3	2.3	2.3	2.3
Avg. Stride Length [m]	5.9	7.6	7.4	7.4	7.3	7.2



- [] Ranking at each section and finish
- .-.- No data available at this section
- NA No data available



Horse/Jockey Name	Hey Chardonnay
Final Rank	3
Fastest Section Time (Section)	0:11.07 (1000m)
Top Speed [km/h] (Section)	65.9 (1000m)
Race State	Finished



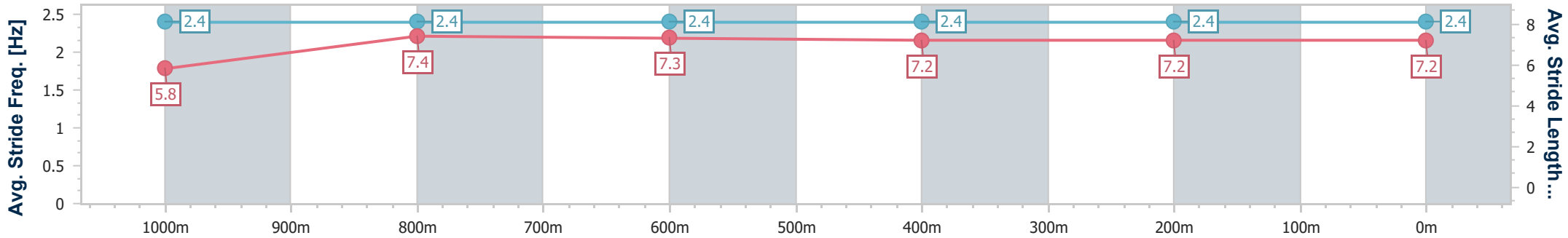
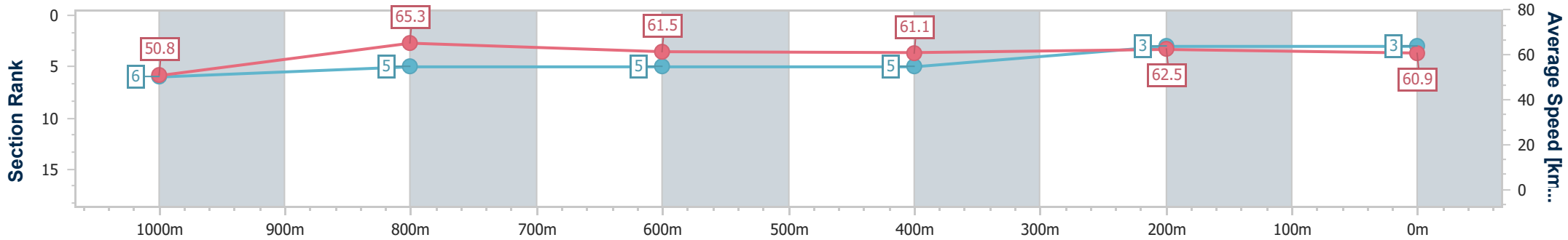
Ipswich QLD Professional
Race 4: TAE AEROSPACE QTIS Three-Year-Old Fillies Maiden
Plate - 1200m



11 December 2024 - 15:23

Track Rating: Heavy 10, Weather: Overcast, Rail Position: +8m
Entire

Section	Overall	1000m	800m	600m	400m	200m								
Section Times	1:12.20 [3] (0:14.20)	0:58.00 [6] (0:11.07)	0:46.93 [5] (0:11.66)	0:35.27 [5] (0:11.86)	0:23.41 [5] (0:11.57)	0:11.84 [3] (0:11.84)								
Average Speed [km/h]	50.8	65.3	61.5	61.1	62.5	60.9								
Top Speed [km/h]	65.3	65.9	64.6	62.0	63.2	63.2								
Avg. Dist. to Rail [m]	9.1	1.2	0.2	0.5	2.5	4.3								
Avg. Stride Freq. [Hz]	2.4	2.4	2.4	2.4	2.4	2.4								
Avg. Stride Length [m]	5.8	7.4	7.3	7.2	7.2	7.2								



- [] Ranking at each section and finish
- .-.- No data available at this section
- NA No data available



Horse/Jockey Name	Lady Nikster
Final Rank	4
Fastest Section Time (Section)	0:11.26 (1000m)
Top Speed [km/h] (Section)	65.1 (1000m)
Race State	Finished



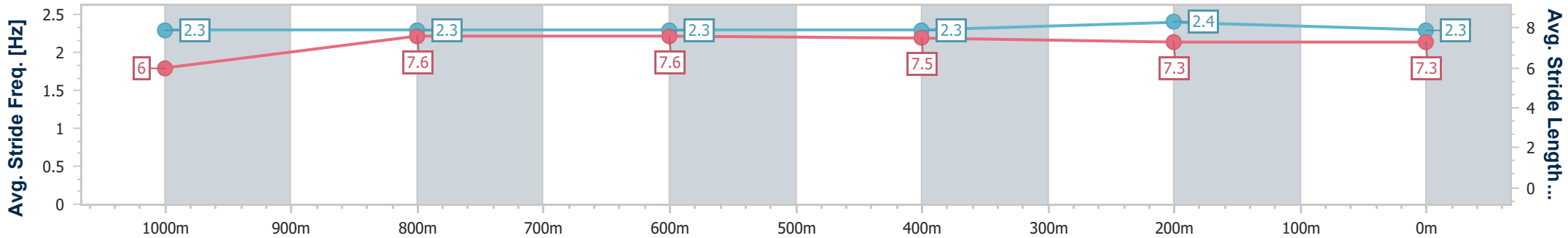
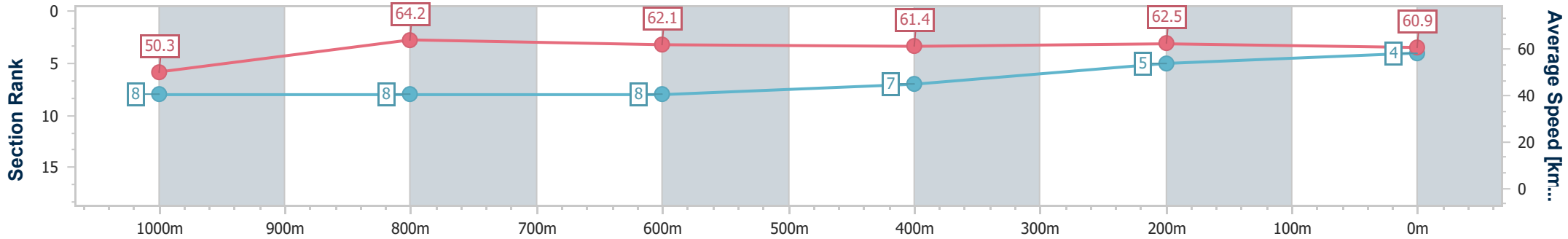
Ipswich QLD Professional
Race 4: TAE AEROSPACE QTIS Three-Year-Old Fillies Maiden
Plate - 1200m



11 December 2024 - 15:23

Track Rating: Heavy 10, Weather: Overcast, Rail Position: +8m
Entire

Section	Overall	1000m	800m	600m	400m	200m
Section Times	1:12.21 [4] (0:14.32)	0:57.89 [8] (0:11.26)	0:46.63 [8] (0:11.56)	0:35.07 [8] (0:11.74)	0:23.33 [7] (0:11.51)	0:11.82 [5] (0:11.82)
Average Speed [km/h]	50.3	64.2	62.1	61.4	62.5	60.9
Top Speed [km/h]	65.1	65.1	64.2	62.8	62.9	62.4
Avg. Dist. to Rail [m]	5.5	0.7	0.2	0.3	0.9	2.6
Avg. Stride Freq. [Hz]	2.3	2.3	2.3	2.3	2.4	2.3
Avg. Stride Length [m]	6.0	7.6	7.6	7.5	7.3	7.3



- [] Ranking at each section and finish
- .-.- No data available at this section
- NA No data available



Horse/Jockey Name	Queenstar
Final Rank	5
Fastest Section Time (Section)	0:10.95 (1000m)
Top Speed [km/h] (Section)	68.6 (Overall)
Race State	Finished



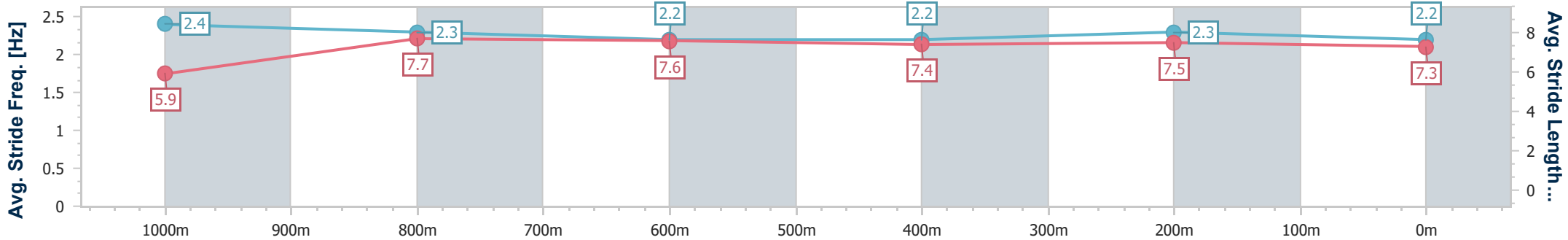
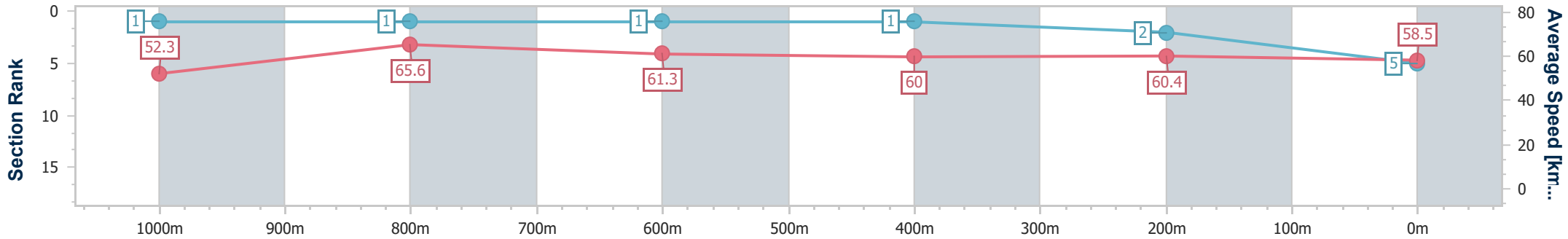
Ipswich QLD Professional
 Race 4: TAE AEROSPACE QTIS Three-Year-Old Fillies Maiden
 Plate - 1200m



11 December 2024 - 15:23

Track Rating: Heavy 10, Weather: Overcast, Rail Position: +8m
 Entire

Section	Overall	1000m	800m	600m	400m	200m								
Section Times	1:12.58 [5] (0:13.81)	0:58.77 [1] (0:10.95)	0:47.82 [1] (0:11.72)	0:36.10 [1] (0:11.92)	0:24.18 [1] (0:11.85)	0:12.33 [2] (0:12.33)								
Average Speed [km/h]	52.3	65.6	61.3	60.0	60.4	58.5								
Top Speed [km/h]	68.6	67.7	63.5	60.4	61.0	60.4								
Avg. Dist. to Rail [m]	6.4	0.6	1.0	1.3	1.4	0.4								
Avg. Stride Freq. [Hz]	2.4	2.3	2.2	2.2	2.3	2.2								
Avg. Stride Length [m]	5.9	7.7	7.6	7.4	7.5	7.3								



- [] Ranking at each section and finish
- .-.- No data available at this section
- NA No data available



Horse/Jockey Name	Miss Mercy
Final Rank	6
Fastest Section Time (Section)	0:11.11 (1000m)
Top Speed [km/h] (Section)	65.8 (Overall)
Race State	Finished



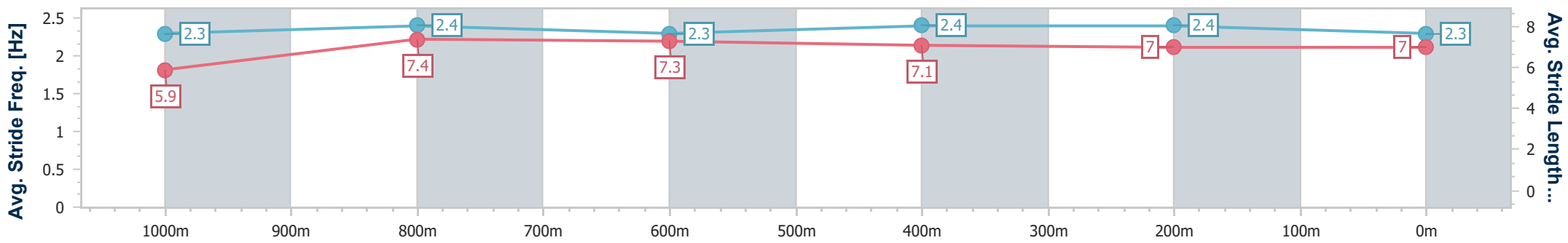
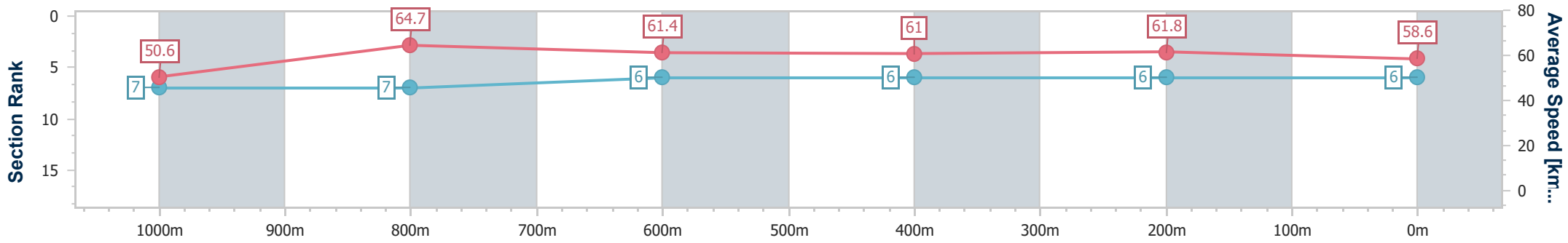
Ipswich QLD Professional
Race 4: TAE AEROSPACE QTIS Three-Year-Old Fillies Maiden
Plate - 1200m



11 December 2024 - 15:23

Track Rating: Heavy 10, Weather: Overcast, Rail Position: +8m
Entire

Section	Overall	1000m	800m	600m	400m	200m								
Section Times	1:12.65 [6] (0:14.25)	0:58.40 [7] (0:11.11)	0:47.29 [7] (0:11.68)	0:35.61 [6] (0:11.76)	0:23.85 [6] (0:11.60)	0:12.25 [6] (0:12.25)								
Average Speed [km/h]	50.6	64.7	61.4	61.0	61.8	58.6								
Top Speed [km/h]	65.8	65.8	63.9	62.1	62.6	60.8								
Avg. Dist. to Rail [m]	4.1	0.3	1.0	1.2	0.8	1.9								
Avg. Stride Freq. [Hz]	2.3	2.4	2.3	2.4	2.4	2.3								
Avg. Stride Length [m]	5.9	7.4	7.3	7.1	7.0	7.0								



- [] Ranking at each section and finish
- .-.- No data available at this section
- NA No data available



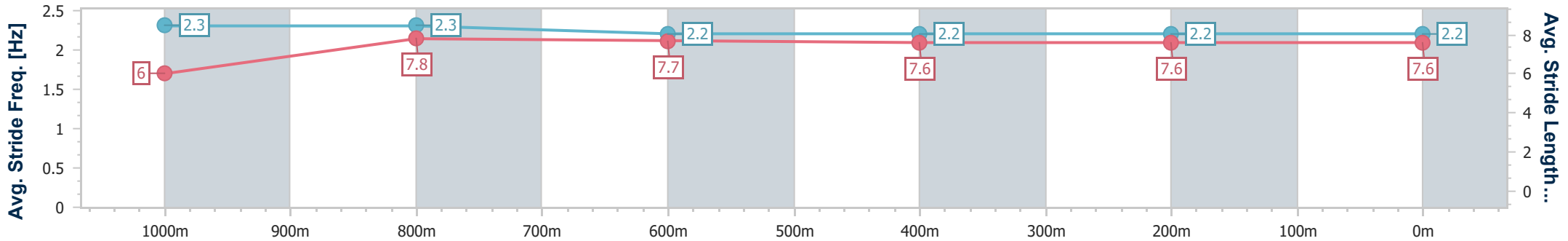
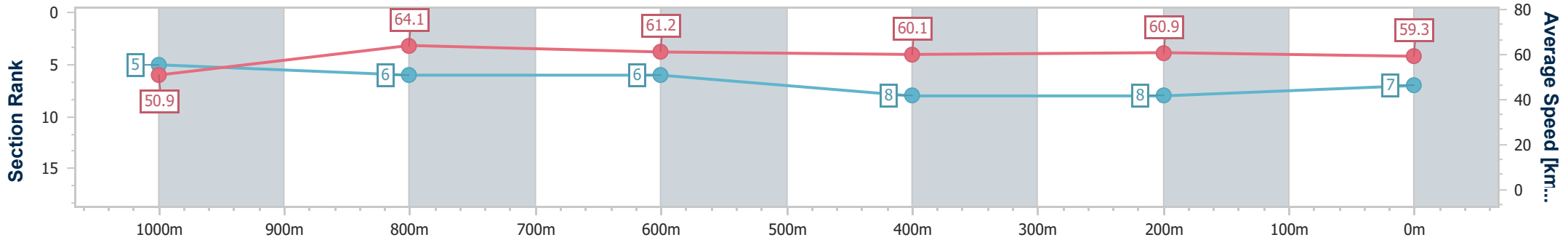
Horse/Jockey Name	Love 'N' Rockets
Final Rank	7
Fastest Section Time (Section)	0:11.22 (1000m)
Top Speed [km/h] (Section)	66.6 (Overall)
Race State	Finished



Ipswich QLD Professional
 Race 4: TAE AEROSPACE QTIS Three-Year-Old Fillies Maiden
 Plate - 1200m
 11 December 2024 - 15:23
 Track Rating: Heavy 10, Weather: Overcast, Rail Position: +8m
 Entire



Section	Overall	1000m	800m	600m	400m	200m
Section Times	1:12.81 [7] (0:14.13)	0:58.68 [5] (0:11.22)	0:47.46 [6] (0:11.69)	0:35.77 [6] (0:11.90)	0:23.87 [8] (0:11.75)	0:12.12 [8] (0:12.12)
Average Speed [km/h]	50.9	64.1	61.2	60.1	60.9	59.3
Top Speed [km/h]	66.6	66.4	62.6	60.9	61.3	60.9
Avg. Dist. to Rail [m]	1.6	0.6	1.4	1.4	1.4	1.1
Avg. Stride Freq. [Hz]	2.3	2.3	2.2	2.2	2.2	2.2
Avg. Stride Length [m]	6.0	7.8	7.7	7.6	7.6	7.6



- [] Ranking at each section and finish
- .-.- No data available at this section
- NA No data available



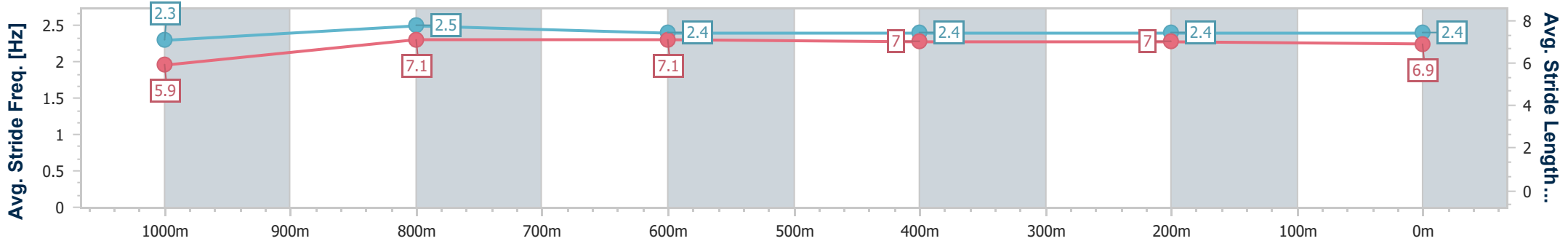
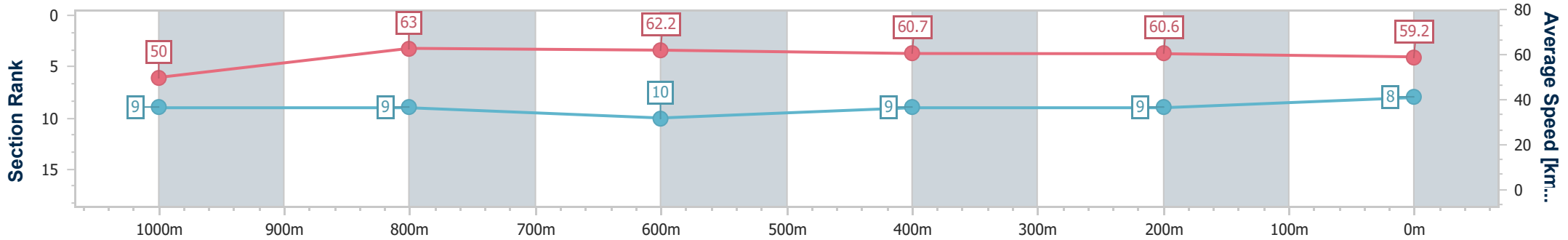
Horse/Jockey Name	Gaelic Spirit
Final Rank	8
Fastest Section Time (Section)	0:11.40 (1000m)
Top Speed [km/h] (Section)	65.8 (1000m)
Race State	Finished



Ipswich QLD Professional
 Race 4: TAE AEROSPACE QTIS Three-Year-Old Fillies Maiden
 Plate - 1200m
 11 December 2024 - 15:23
 Track Rating: Heavy 10, Weather: Overcast, Rail Position: +8m
 Entire



Section	Overall	1000m	800m	600m	400m	200m								
Section Times	1:13.20 [8] (0:14.45)	0:58.75 [9] (0:11.40)	0:47.35 [9] (0:11.56)	0:35.79 [10] (0:11.78)	0:24.01 [9] (0:11.85)	0:12.16 [9] (0:12.16)								
Average Speed [km/h]	50.0	63.0	62.2	60.7	60.6	59.2								
Top Speed [km/h]	65.7	65.8	63.5	61.8	61.1	60.7								
Avg. Dist. to Rail [m]	4.4	0.2	1.0	1.4	1.3	2.3								
Avg. Stride Freq. [Hz]	2.3	2.5	2.4	2.4	2.4	2.4								
Avg. Stride Length [m]	5.9	7.1	7.1	7.0	7.0	6.9								



- [] Ranking at each section and finish
- .-.- No data available at this section
- NA No data available



Horse/Jockey Name	Shamrock's Secret
Final Rank	9
Fastest Section Time (Section)	0:10.90 (1000m)
Top Speed [km/h] (Section)	68.6 (1000m)
Race State	Finished



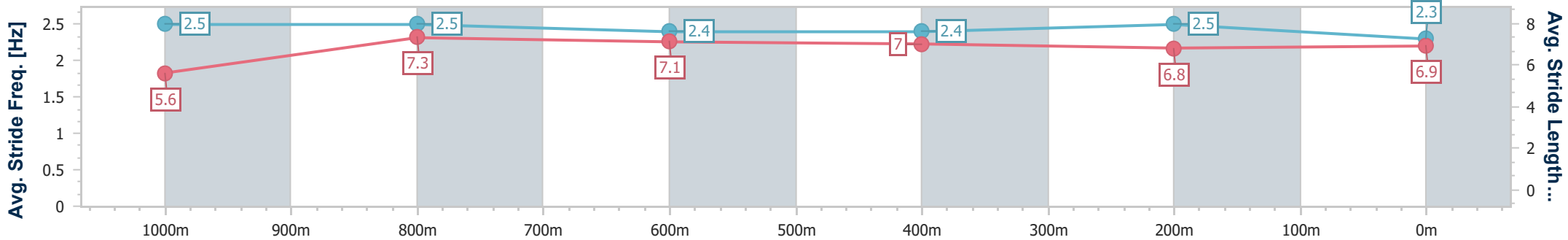
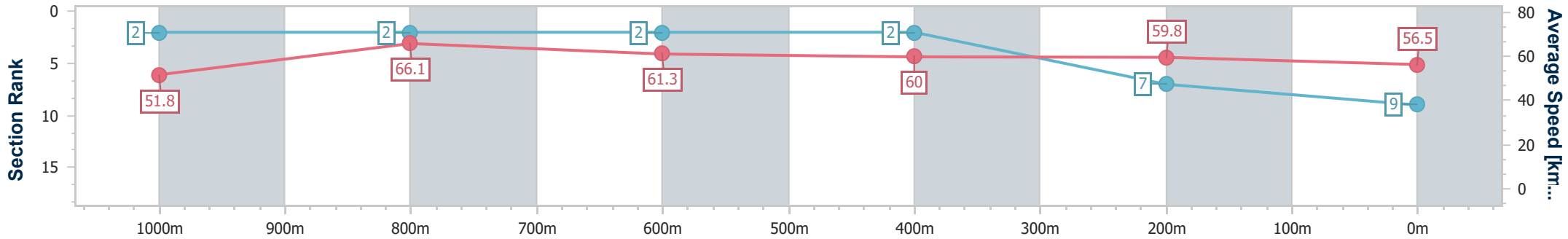
Ipswich QLD Professional
 Race 4: TAE AEROSPACE QTIS Three-Year-Old Fillies Maiden
 Plate - 1200m



11 December 2024 - 15:23

Track Rating: Heavy 10, Weather: Overcast, Rail Position: +8m
 Entire

Section	Overall	1000m	800m	600m	400m	200m							
Section Times	1:13.32 [9] (0:13.95)	0:59.37 [2] (0:10.90)	0:48.47 [2] (0:11.74)	0:36.73 [2] (0:11.96)	0:24.77 [2] (0:12.01)	0:12.76 [7] (0:12.76)							
Average Speed [km/h]	51.8	66.1	61.3	60.0	59.8	56.5							
Top Speed [km/h]	67.9	68.6	62.4	60.8	60.6	57.7							
Avg. Dist. to Rail [m]	8.0	0.9	0.3	0.4	1.0	1.3							
Avg. Stride Freq. [Hz]	2.5	2.5	2.4	2.4	2.5	2.3							
Avg. Stride Length [m]	5.6	7.3	7.1	7.0	6.8	6.9							



- [] Ranking at each section and finish
- .-.- No data available at this section
- NA No data available



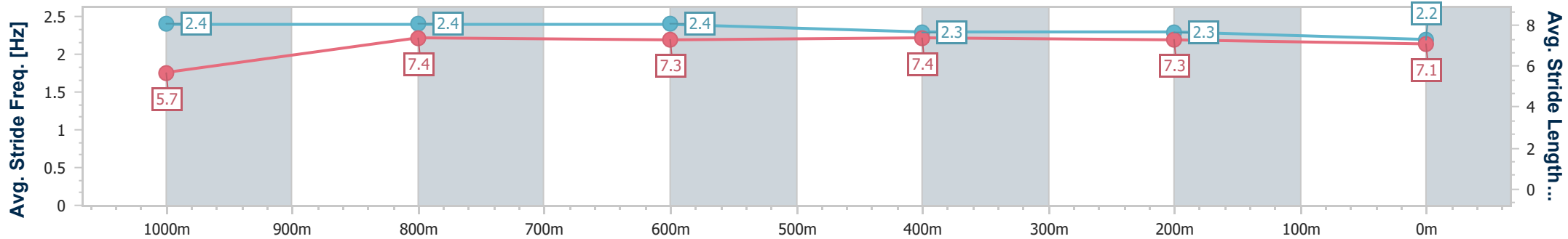
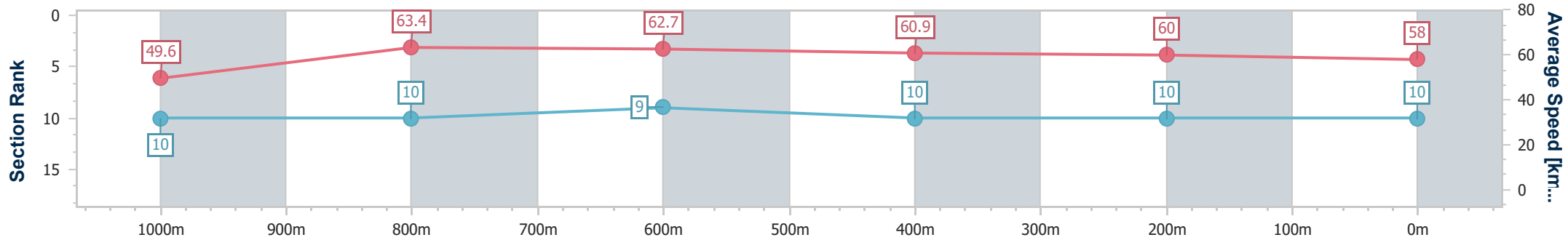
Horse/Jockey Name	Tapati
Final Rank	10
Fastest Section Time (Section)	0:11.35 (1000m)
Top Speed [km/h] (Section)	66.1 (1000m)
Race State	Finished



Ipswich QLD Professional
 Race 4: TAE AEROSPACE QTIS Three-Year-Old Fillies Maiden
 Plate - 1200m
 11 December 2024 - 15:23
 Track Rating: Heavy 10, Weather: Overcast, Rail Position: +8m
 Entire



Section	Overall	1000m	800m	600m	400m	200m
Section Times	1:13.69 [10] (0:14.56)	0:59.13 [10] (0:11.35)	0:47.78 [10] (0:11.49)	0:36.29 [9] (0:11.87)	0:24.42 [10] (0:12.04)	0:12.38 [10] (0:12.38)
Average Speed [km/h]	49.6	63.4	62.7	60.9	60.0	58.0
Top Speed [km/h]	65.9	66.1	65.4	61.7	61.7	59.3
Avg. Dist. to Rail [m]	6.3	0.2	0.2	0.5	1.5	3.1
Avg. Stride Freq. [Hz]	2.4	2.4	2.4	2.3	2.3	2.2
Avg. Stride Length [m]	5.7	7.4	7.3	7.4	7.3	7.1



- [] Ranking at each section and finish
- .-.- No data available at this section
- NA No data available