



Sunshine Coast QLD Professional

Race 8: CALOUNDRA RSL BENCHMARK 62 Handicap - 1400m

08 December 2024 - 17:02



Track Rating: Good 4, Weather: Fine, Rail Position: +7m Entire

Section		Field Times										Last 600m				
		Overall	1200m	1000m	800m	600m	400m						0:36.09			
		(0:13.38)	(0:10.83)	(0:11.36)	(0:11.72)	(0:11.79)	(0:11.83)									
Rank	TAB	Horse/Jockey	Barrier	Top Speed [km/h]	Fastest Section											Distance Travelled [m]
1	6	KUBWA James Orman	2	67.3 1200m	0:10.91 1200m	1:23.38 [1] (0:13.59)	1:09.79 [3] (0:10.91)	0:58.88 [3] (0:11.52)	0:47.36 [3] (0:11.68)	0:35.68 [3] (0:11.57)	0:24.11 [3] (0:11.66)	0:35.68				
2	12	JULIETA Bailey Wheeler	4	65.3 Overall	0:11.17 1200m	1:23.65 [2] (0:13.84)	1:09.81 [5] (0:11.17)	0:58.64 [6] (0:11.44)	0:47.20 [6] (0:11.49)	0:35.71 [5] (0:11.41)	0:24.30 [5] (0:11.56)	0:35.71		+0		
3	3	NIGHTSTICK Cody Collis	1	66.1 1200m	0:10.97 1200m	1:23.71 [3] (0:13.85)	1:09.86 [6] (0:10.97)	0:58.89 [5] (0:11.35)	0:47.54 [4] (0:11.55)	0:35.99 [4] (0:11.61)	0:24.38 [4] (0:11.78)	0:35.99		-4		
4	10	OLE BAZZLE Michael Rodd	8	66.1 600m	0:11.20 1200m	1:23.84 [4] (0:14.24)	1:09.60 [9] (0:11.20)	0:58.40 [10] (0:11.59)	0:46.81 [10] (0:11.75)	0:35.06 [10] (0:11.23)	0:23.83 [8] (0:11.32)	0:35.06		+2		
5	2	MIO SORRENTO Damien Thornton	10	66.6 1200m	0:11.01 1200m	1:24.05 [5] (0:14.16)	1:09.89 [7] (0:11.01)	0:58.88 [7] (0:11.34)	0:47.54 [7] (0:11.75)	0:35.79 [7] (0:11.39)	0:24.40 [7] (0:11.57)	0:35.79		+3		
6	9	HOOKS Nikita Beriman	6	67.9 1200m	0:10.86 1200m	1:24.16 [6] (0:13.38)	1:10.78 [1] (0:10.86)	0:59.92 [2] (0:11.39)	0:48.53 [2] (0:11.74)	0:36.79 [2] (0:11.71)	0:25.08 [1] (0:12.00)	0:36.79		-1		
7	13	KAMARIYA Luke Dempsey	9	66.6 Overall	0:11.06 1200m	1:24.40 [7] (0:13.73)	1:10.67 [4] (0:11.06)	0:59.61 [4] (0:11.52)	0:48.09 [5] (0:11.73)	0:36.36 [6] (0:11.57)	0:24.79 [6] (0:11.86)	0:36.36		+0		
8	4	PRIMARY WITNESS Corey Sutherland	5	66.2 1200m	0:11.13 1200m	1:24.62 [8] (0:14.24)	1:10.38 [10] (0:11.13)	0:59.25 [9] (0:11.53)	0:47.72 [9] (0:11.72)	0:36.00 [8] (0:11.50)	0:24.50 [10] (0:11.72)	0:36.00		-4		
9	1	DISPUTED RIVER Jace McMurray	7	64.9 1200m	0:11.17 1200m	1:24.65 [9] (0:14.17)	1:10.48 [8] (0:11.17)	0:59.31 [8] (0:11.47)	0:47.84 [8] (0:11.81)	0:36.03 [9] (0:11.48)	0:24.55 [9] (0:11.78)	0:36.03		+1		
10	15	GALLERY MASTER Erin Molloy	3	67.9 1200m	0:10.79 1200m	1:24.84 [10] (0:13.42)	1:11.42 [2] (0:10.79)	1:00.63 [1] (0:11.36)	0:49.27 [1] (0:11.72)	0:37.55 [1] (0:11.86)	0:25.69 [2] (0:12.25)	0:37.55		-2		

Scratched: Typhoon Tip (#14), Divakara (#8), Italian Dancer (#11), Coburg (#5), Tiritiri (#7)

[] Ranking at each section and finish
 -:-:- No data available at this section
 NA No data available

SCN Saddle cloth number
 DNF Did not finish
 DNT Did not track



Sunshine Coast QLD Professional
Race 8: CALOUNDRA RSL BENCHMARK 62 Handicap - 1400m
08 December 2024 - 17:02



Track Rating: Good 4, Weather: Fine, Rail Position: +7m Entire

Section							200m			Last 600m
Field Times							0:12.47			0:36.09
							(0:12.47)			
Rank	TAB	Horse/Jockey	Barrier	Top Speed [km/h]	Fastest Section	Margin			Distance Travelled [m]	
1	6	KUBWA James Orman	2	67.3 1200m	0:10.91 1200m	0:12.45 [2] (0:12.45)	1:23.38		0:35.68	
2	12	JULIETA Bailey Wheeler	4	65.3 Overall	0:11.17 1200m	0:12.74 [1] (0:12.74)	1.5L		0:35.71 +0	
3	3	NIGHTSTICK Cody Collis	1	66.1 1200m	0:10.97 1200m	0:12.60 [4] (0:12.60)	1.7L		0:35.99 -4	
4	10	OLE BAZZLE Michael Rodd	8	66.1 600m	0:11.20 1200m	0:12.51 [6] (0:12.51)	2.5L		0:35.06 +2	
5	2	MIO SORRENTO Damien Thornton	10	66.6 1200m	0:11.01 1200m	0:12.83 [5] (0:12.83)	3.5L		0:35.79 +3	
6	9	HOOKS Nikita Beriman	6	67.9 1200m	0:10.86 1200m	0:13.08 [3] (0:13.08)	4L		0:36.79 -1	
7	13	KAMARIYA Luke Dempsey	9	66.6 Overall	0:11.06 1200m	0:12.93 [8] (0:12.93)	5.3L		0:36.36 +0	
8	4	PRIMARY WITNESS Corey Sutherland	5	66.2 1200m	0:11.13 1200m	0:12.78 [9] (0:12.78)	6.6L		0:36.00 -4	
9	1	DISPUTED RIVER Jace McMurray	7	64.9 1200m	0:11.17 1200m	0:12.77 [10] (0:12.77)	6.8L		0:36.03 +1	
10	15	GALLERY MASTER Erin Molloy	3	67.9 1200m	0:10.79 1200m	0:13.44 [7] (0:13.44)	7.8L		0:37.55 -2	

Scratched: Typhoon Tip (#14), Divakara (#8), Italian Dancer (#11), Coburg (#5), Tiritiri (#7)

[] Ranking at each section and finish
 -:-:- No data available at this section
 NA No data available

SCN Saddle cloth number
 DNF Did not finish
 DNT Did not track



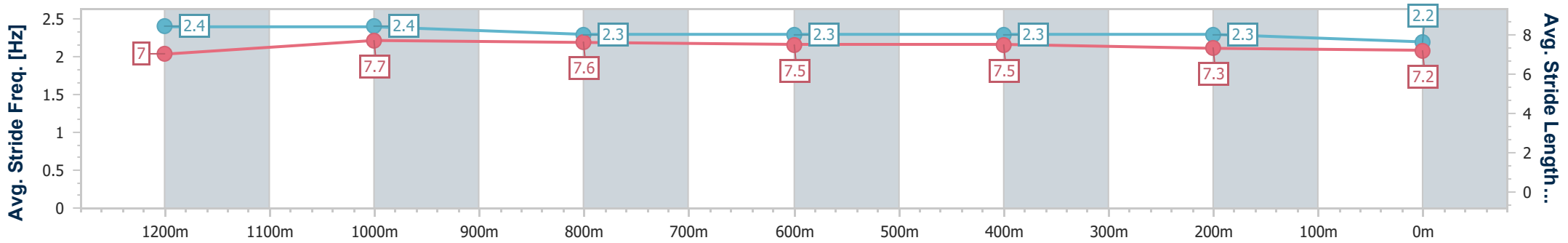
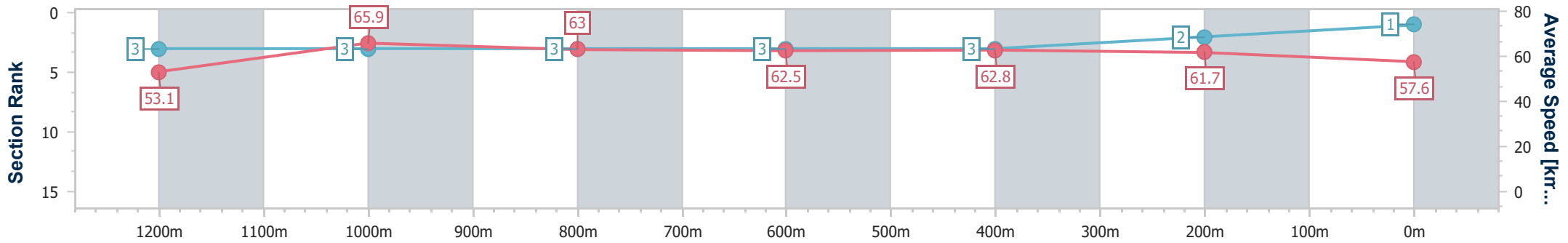
Horse/Jockey Name	Kubwa
Final Rank	1
Fastest Section Time (Section)	0:10.91 (1200m)
Top Speed [km/h] (Section)	67.3 (1200m)
Race State	Finished



Sunshine Coast QLD Professional
 Race 8: CALOUNDRA RSL BENCHMARK 62 Handicap - 1400m
 08 December 2024 - 17:02
 Track Rating: Good 4, Weather: Fine, Rail Position: +7m Entire



Section	Overall	1200m	1000m	800m	600m	400m	200m
Section Times	1:23.38 [1] (0:13.59)	1:09.79 [3] (0:10.91)	0:58.88 [3] (0:11.52)	0:47.36 [3] (0:11.68)	0:35.68 [3] (0:11.57)	0:24.11 [3] (0:11.66)	0:12.45 [2] (0:12.45)
Average Speed [km/h]	53.1	65.9	63.0	62.5	62.8	61.7	57.6
Top Speed [km/h]	66.2	67.3	65.6	63.1	63.8	63.6	60.0
Avg. Dist. to Rail [m]	3.9	3.4	3.1	2.2	1.3	3.1	3.4
Avg. Stride Freq. [Hz]	2.4	2.4	2.3	2.3	2.3	2.3	2.2
Avg. Stride Length [m]	7.0	7.7	7.6	7.5	7.5	7.3	7.2



- [] Ranking at each section and finish
- .-.- No data available at this section
- NA No data available



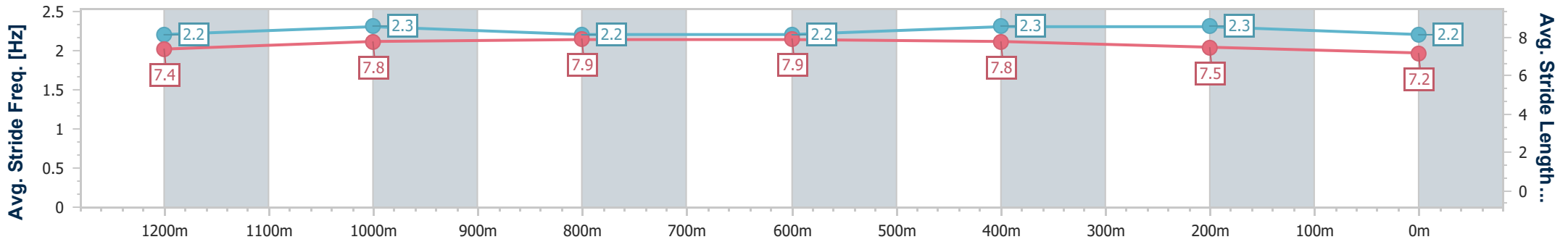
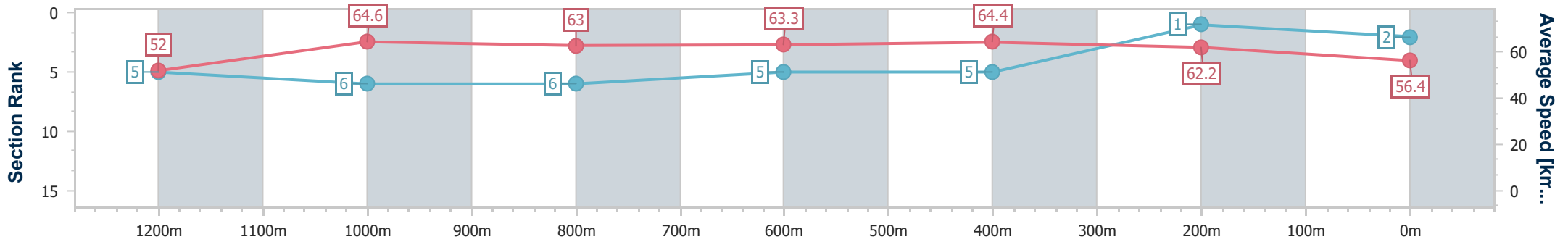
Horse/Jockey Name	Julieta
Final Rank	2
Fastest Section Time (Section)	0:11.17 (1200m)
Top Speed [km/h] (Section)	65.3 (Overall)
Race State	Finished



Sunshine Coast QLD Professional
 Race 8: CALOUNDRA RSL BENCHMARK 62 Handicap - 1400m
 08 December 2024 - 17:02
 Track Rating: Good 4, Weather: Fine, Rail Position: +7m Entire



Section	Overall	1200m	1000m	800m	600m	400m	200m
Section Times	1:23.65 [2] (0:13.84)	1:09.81 [5] (0:11.17)	0:58.64 [6] (0:11.44)	0:47.20 [6] (0:11.49)	0:35.71 [5] (0:11.41)	0:24.30 [5] (0:11.56)	0:12.74 [1] (0:12.74)
Average Speed [km/h]	52.0	64.6	63.0	63.3	64.4	62.2	56.4
Top Speed [km/h]	65.3	65.3	64.1	64.6	64.9	64.0	60.3
Avg. Dist. to Rail [m]	4.4	3.0	2.3	1.7	2.9	6.5	5.1
Avg. Stride Freq. [Hz]	2.2	2.3	2.2	2.2	2.3	2.3	2.2
Avg. Stride Length [m]	7.4	7.8	7.9	7.9	7.8	7.5	7.2



- [] Ranking at each section and finish
- .-.- No data available at this section
- NA No data available



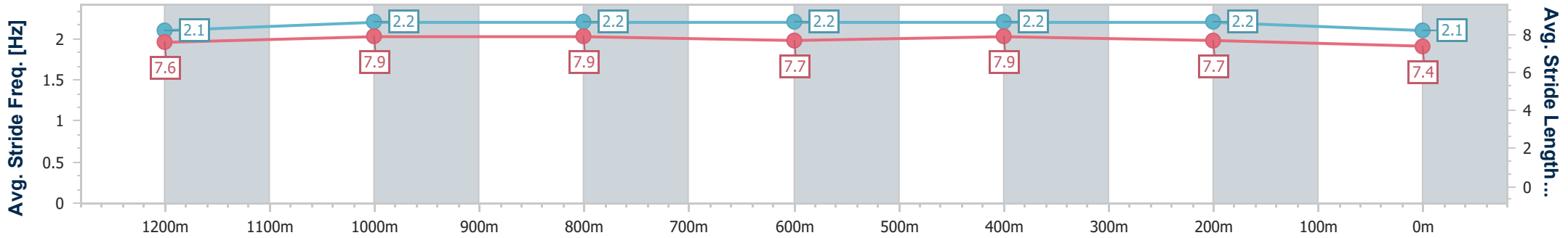
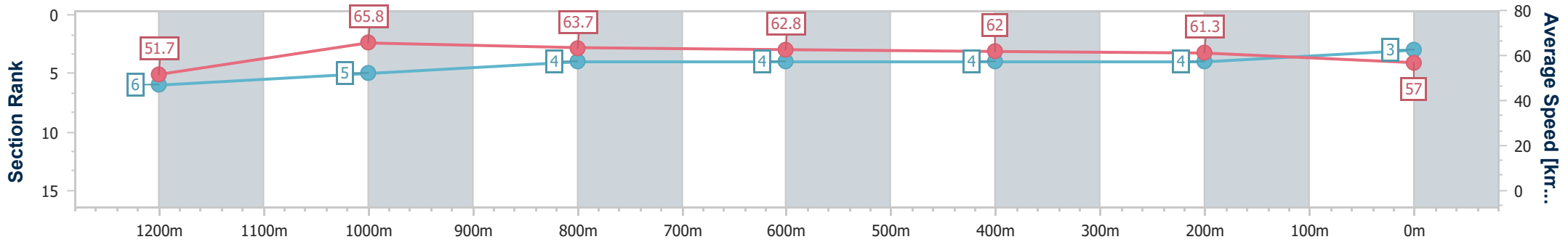
Horse/Jockey Name	Nightstick
Final Rank	3
Fastest Section Time (Section)	0:10.97 (1200m)
Top Speed [km/h] (Section)	66.1 (1200m)
Race State	Finished



Sunshine Coast QLD Professional
 Race 8: CALOUNDRA RSL BENCHMARK 62 Handicap - 1400m
 08 December 2024 - 17:02
 Track Rating: Good 4, Weather: Fine, Rail Position: +7m Entire



Section	Overall	1200m	1000m	800m	600m	400m	200m
Section Times	1:23.71 [3] (0:13.85)	1:09.86 [6] (0:10.97)	0:58.89 [5] (0:11.35)	0:47.54 [4] (0:11.55)	0:35.99 [4] (0:11.61)	0:24.38 [4] (0:11.78)	0:12.60 [4] (0:12.60)
Average Speed [km/h]	51.7	65.8	63.7	62.8	62.0	61.3	57.0
Top Speed [km/h]	66.1	66.1	65.0	63.2	63.1	62.1	59.7
Avg. Dist. to Rail [m]	2.7	2.2	2.0	1.3	0.4	2.0	0.6
Avg. Stride Freq. [Hz]	2.1	2.2	2.2	2.2	2.2	2.2	2.1
Avg. Stride Length [m]	7.6	7.9	7.9	7.7	7.9	7.7	7.4



- [] Ranking at each section and finish
- .-.- No data available at this section
- NA No data available



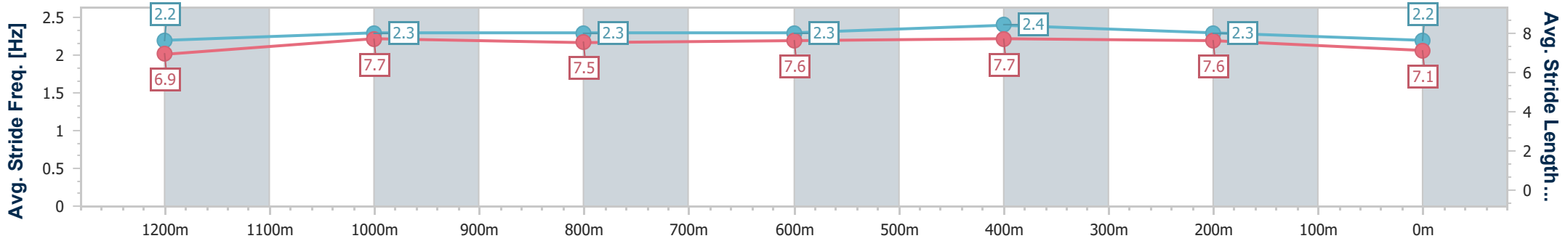
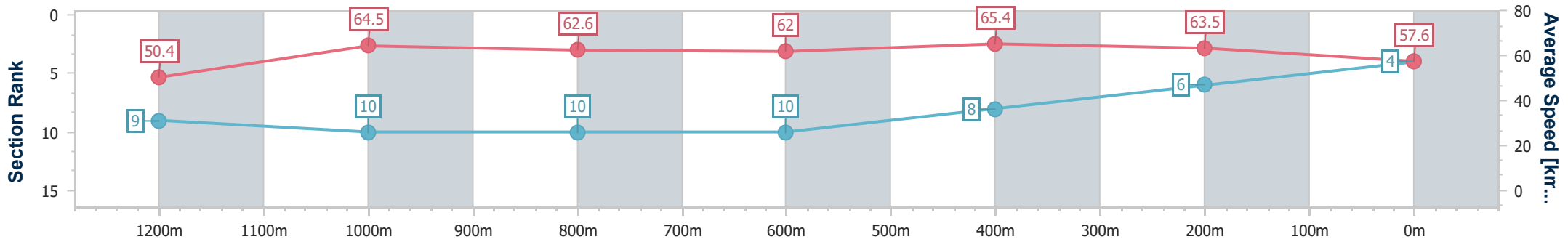
Horse/Jockey Name	Ole Bazzle
Final Rank	4
Fastest Section Time (Section)	0:11.20 (1200m)
Top Speed [km/h] (Section)	66.1 (600m)
Race State	Finished



Sunshine Coast QLD Professional
 Race 8: CALOUNDRA RSL BENCHMARK 62 Handicap - 1400m
 08 December 2024 - 17:02
 Track Rating: Good 4, Weather: Fine, Rail Position: +7m Entire



Section	Overall	1200m	1000m	800m	600m	400m	200m
Section Times	1:23.84 [4] (0:14.24)	1:09.60 [9] (0:11.20)	0:58.40 [10] (0:11.59)	0:46.81 [10] (0:11.75)	0:35.06 [10] (0:11.23)	0:23.83 [8] (0:11.32)	0:12.51 [6] (0:12.51)
Average Speed [km/h]	50.4	64.5	62.6	62.0	65.4	63.5	57.6
Top Speed [km/h]	65.3	65.0	63.1	62.7	66.1	66.1	60.2
Avg. Dist. to Rail [m]	8.3	4.4	3.1	2.2	3.3	7.8	7.4
Avg. Stride Freq. [Hz]	2.2	2.3	2.3	2.3	2.4	2.3	2.2
Avg. Stride Length [m]	6.9	7.7	7.5	7.6	7.7	7.6	7.1



- [] Ranking at each section and finish
- .-.- No data available at this section
- NA No data available



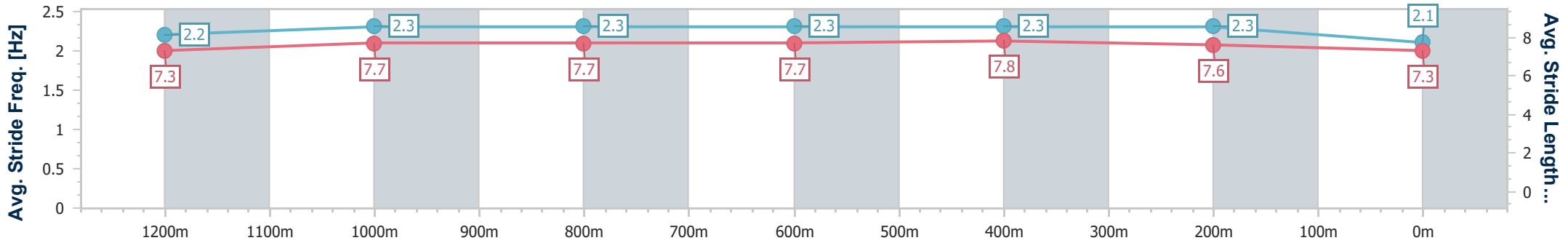
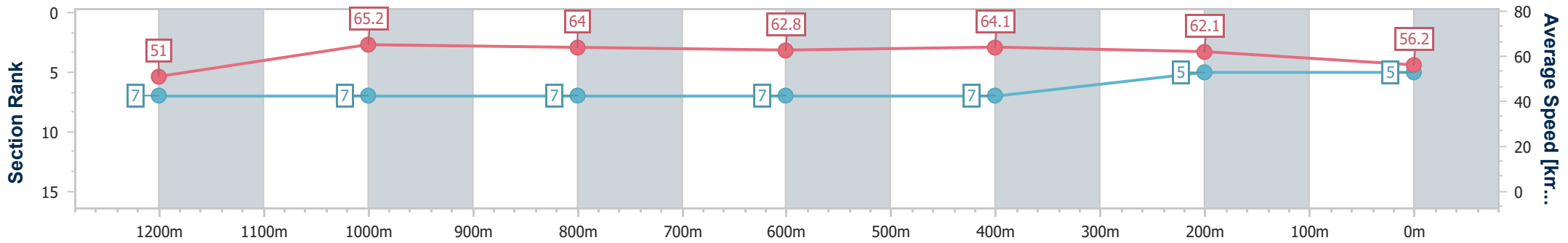
Horse/Jockey Name	Mio Sorrento
Final Rank	5
Fastest Section Time (Section)	0:11.01 (1200m)
Top Speed [km/h] (Section)	66.6 (1200m)
Race State	Finished



Sunshine Coast QLD Professional
 Race 8: CALOUNDRA RSL BENCHMARK 62 Handicap - 1400m
 08 December 2024 - 17:02
 Track Rating: Good 4, Weather: Fine, Rail Position: +7m Entire



Section	Overall	1200m	1000m	800m	600m	400m	200m
Section Times	1:24.05 [5] (0:14.16)	1:09.89 [7] (0:11.01)	0:58.88 [7] (0:11.34)	0:47.54 [7] (0:11.75)	0:35.79 [7] (0:11.39)	0:24.40 [7] (0:11.57)	0:12.83 [5] (0:12.83)
Average Speed [km/h]	51.0	65.2	64.0	62.8	64.1	62.1	56.2
Top Speed [km/h]	65.6	66.6	65.9	64.2	64.5	63.5	59.9
Avg. Dist. to Rail [m]	11.1	4.7	3.5	3.6	2.5	5.1	4.1
Avg. Stride Freq. [Hz]	2.2	2.3	2.3	2.3	2.3	2.3	2.1
Avg. Stride Length [m]	7.3	7.7	7.7	7.7	7.8	7.6	7.3



- [] Ranking at each section and finish
- .-.- No data available at this section
- NA No data available



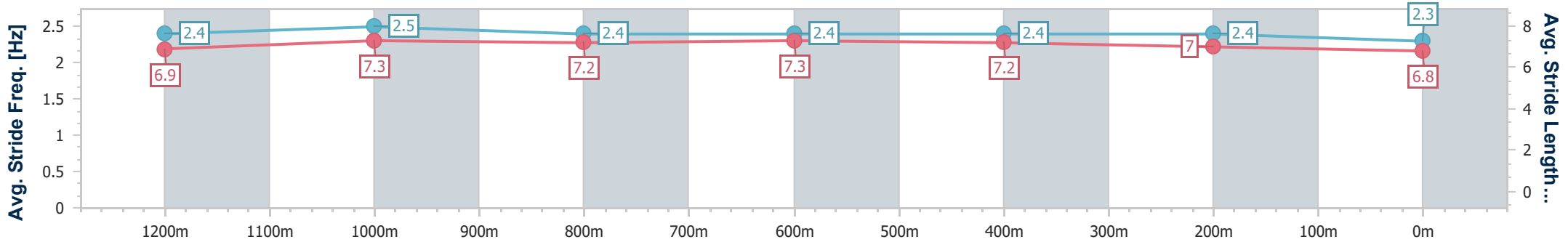
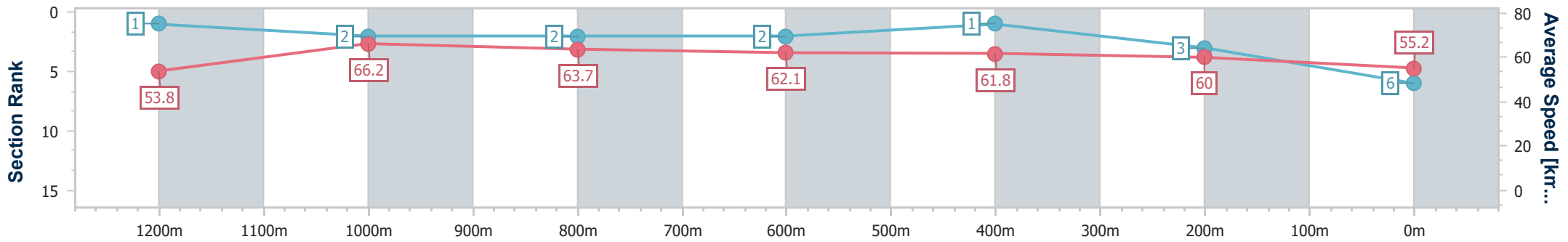
Horse/Jockey Name	Hooks
Final Rank	6
Fastest Section Time (Section)	0:10.86 (1200m)
Top Speed [km/h] (Section)	67.9 (1200m)
Race State	Finished



Sunshine Coast QLD Professional
 Race 8: CALOUNDRA RSL BENCHMARK 62 Handicap - 1400m
 08 December 2024 - 17:02
 Track Rating: Good 4, Weather: Fine, Rail Position: +7m Entire



Section	Overall	1200m	1000m	800m	600m	400m	200m
Section Times	1:24.16 [6] (0:13.38)	1:10.78 [1] (0:10.86)	0:59.92 [2] (0:11.39)	0:48.53 [2] (0:11.74)	0:36.79 [2] (0:11.71)	0:25.08 [1] (0:12.00)	0:13.08 [3] (0:13.08)
Average Speed [km/h]	53.8	66.2	63.7	62.1	61.8	60.0	55.2
Top Speed [km/h]	67.5	67.9	64.5	62.9	62.2	61.8	57.8
Avg. Dist. to Rail [m]	6.8	4.0	3.0	2.1	1.1	2.9	2.6
Avg. Stride Freq. [Hz]	2.4	2.5	2.4	2.4	2.4	2.4	2.3
Avg. Stride Length [m]	6.9	7.3	7.2	7.3	7.2	7.0	6.8



- [] Ranking at each section and finish
- .-.- No data available at this section
- NA No data available



Horse/Jockey Name	Kamariya
Final Rank	7
Fastest Section Time (Section)	0:11.06 (1200m)
Top Speed [km/h] (Section)	66.6 (Overall)
Race State	Finished



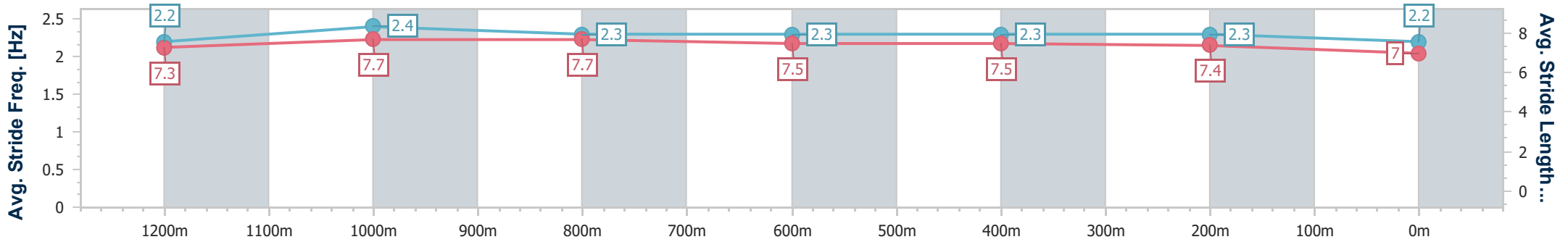
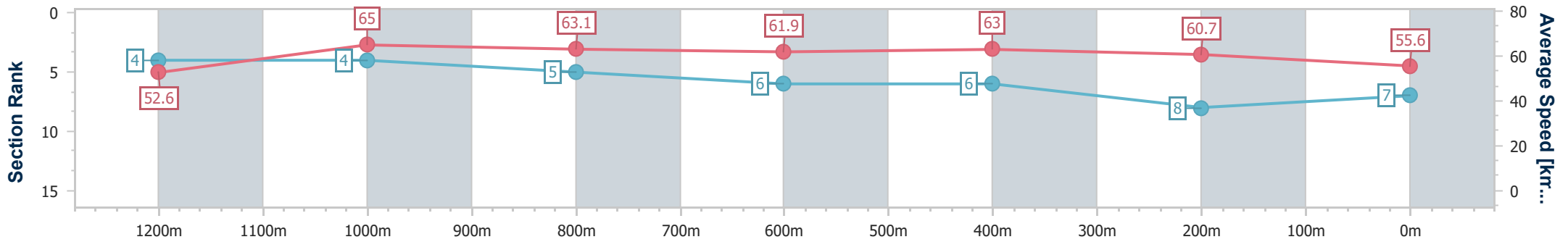
Sunshine Coast QLD Professional
Race 8: CALOUNDRA RSL BENCHMARK 62 Handicap - 1400m



08 December 2024 - 17:02

Track Rating: Good 4, Weather: Fine, Rail Position: +7m Entire

Section	Overall	1200m	1000m	800m	600m	400m	200m
Section Times	1:24.40 [7] (0:13.73)	1:10.67 [4] (0:11.06)	0:59.61 [4] (0:11.52)	0:48.09 [5] (0:11.73)	0:36.36 [6] (0:11.57)	0:24.79 [6] (0:11.86)	0:12.93 [8] (0:12.93)
Average Speed [km/h]	52.6	65.0	63.1	61.9	63.0	60.7	55.6
Top Speed [km/h]	66.6	66.6	64.5	64.9	64.6	62.4	58.6
Avg. Dist. to Rail [m]	8.4	3.5	3.1	1.7	1.8	6.0	5.7
Avg. Stride Freq. [Hz]	2.2	2.4	2.3	2.3	2.3	2.3	2.2
Avg. Stride Length [m]	7.3	7.7	7.7	7.5	7.5	7.4	7.0



- [] Ranking at each section and finish
- .-.- No data available at this section
- NA No data available



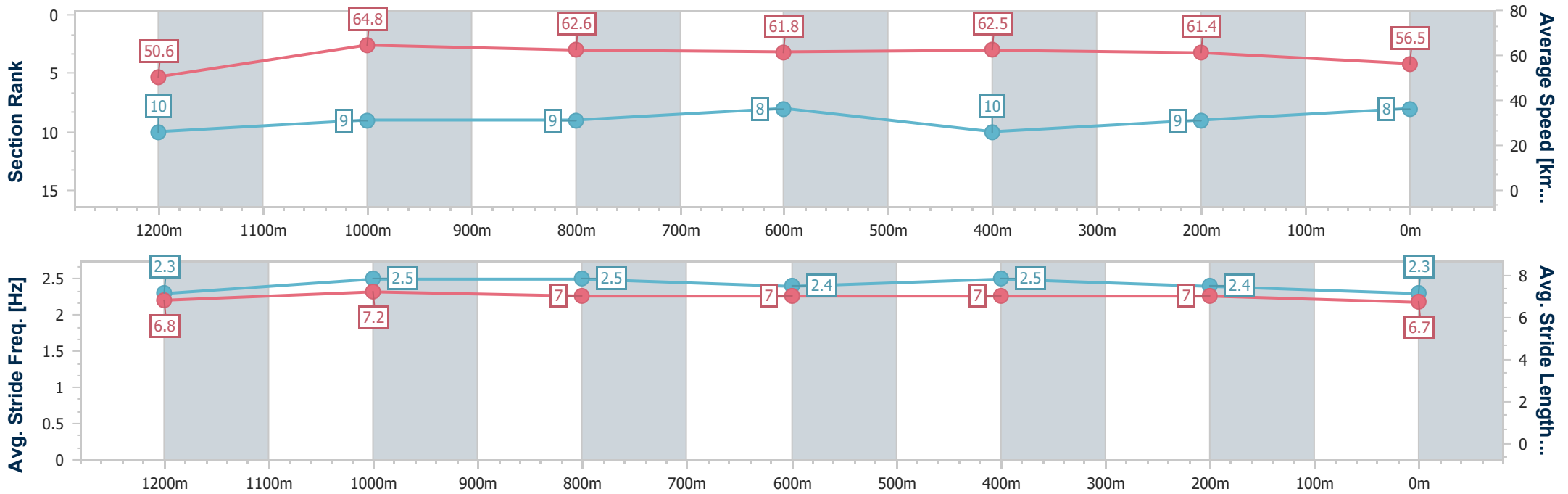
Horse/Jockey Name	Primary Witness
Final Rank	8
Fastest Section Time (Section)	0:11.13 (1200m)
Top Speed [km/h] (Section)	66.2 (1200m)
Race State	Finished



Sunshine Coast QLD Professional
 Race 8: CALOUNDRA RSL BENCHMARK 62 Handicap - 1400m
 08 December 2024 - 17:02
 Track Rating: Good 4, Weather: Fine, Rail Position: +7m Entire



Section	Overall	1200m	1000m	800m	600m	400m	200m
Section Times	1:24.62 [8] (0:14.24)	1:10.38 [10] (0:11.13)	0:59.25 [9] (0:11.53)	0:47.72 [9] (0:11.72)	0:36.00 [8] (0:11.50)	0:24.50 [10] (0:11.72)	0:12.78 [9] (0:12.78)
Average Speed [km/h]	50.6	64.8	62.6	61.8	62.5	61.4	56.5
Top Speed [km/h]	64.6	66.2	64.0	63.1	63.1	63.1	59.6
Avg. Dist. to Rail [m]	4.9	1.4	1.7	0.6	0.4	1.2	1.8
Avg. Stride Freq. [Hz]	2.3	2.5	2.5	2.4	2.5	2.4	2.3
Avg. Stride Length [m]	6.8	7.2	7.0	7.0	7.0	7.0	6.7



- [] Ranking at each section and finish
- .-.- No data available at this section
- NA No data available



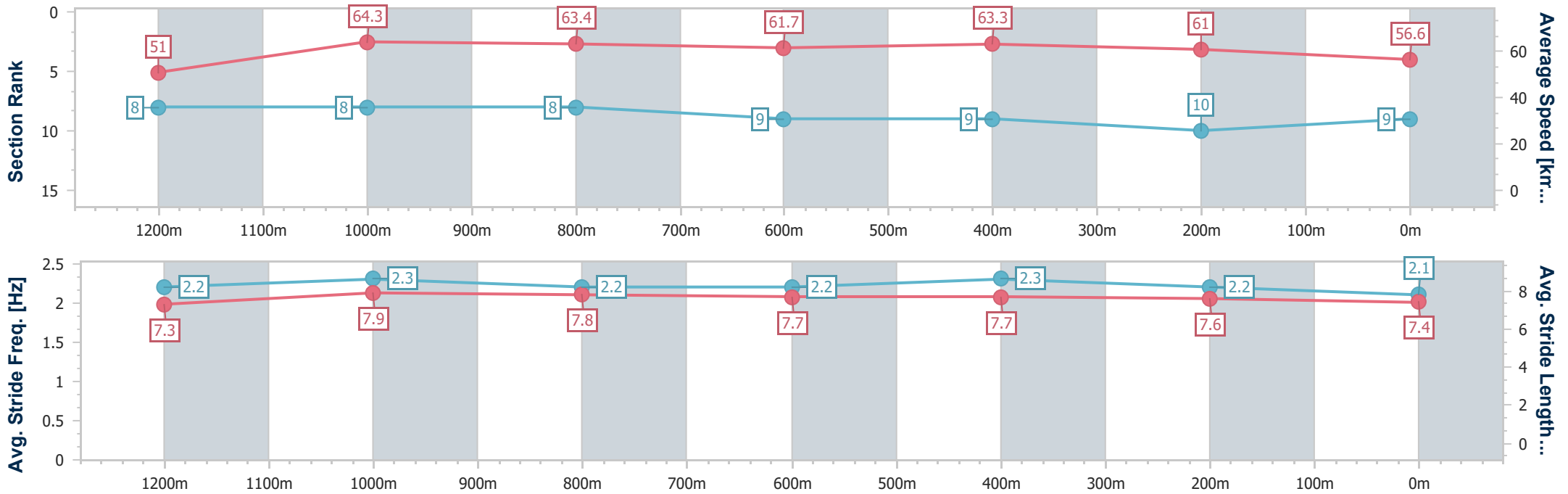
Horse/Jockey Name	Disputed River
Final Rank	9
Fastest Section Time (Section)	0:11.17 (1200m)
Top Speed [km/h] (Section)	64.9 (1200m)
Race State	Finished



Sunshine Coast QLD Professional
 Race 8: CALOUNDRA RSL BENCHMARK 62 Handicap - 1400m
 08 December 2024 - 17:02
 Track Rating: Good 4, Weather: Fine, Rail Position: +7m Entire



Section	Overall	1200m	1000m	800m	600m	400m	200m
Section Times	1:24.65 [9] (0:14.17)	1:10.48 [8] (0:11.17)	0:59.31 [8] (0:11.47)	0:47.84 [8] (0:11.81)	0:36.03 [9] (0:11.48)	0:24.55 [9] (0:11.78)	0:12.77 [10] (0:12.77)
Average Speed [km/h]	51.0	64.3	63.4	61.7	63.3	61.0	56.6
Top Speed [km/h]	64.2	64.9	64.4	62.9	63.4	63.2	58.7
Avg. Dist. to Rail [m]	7.1	3.3	2.9	2.3	1.5	3.7	3.5
Avg. Stride Freq. [Hz]	2.2	2.3	2.2	2.2	2.3	2.2	2.1
Avg. Stride Length [m]	7.3	7.9	7.8	7.7	7.7	7.6	7.4



- [] Ranking at each section and finish
- .-.- No data available at this section
- NA No data available



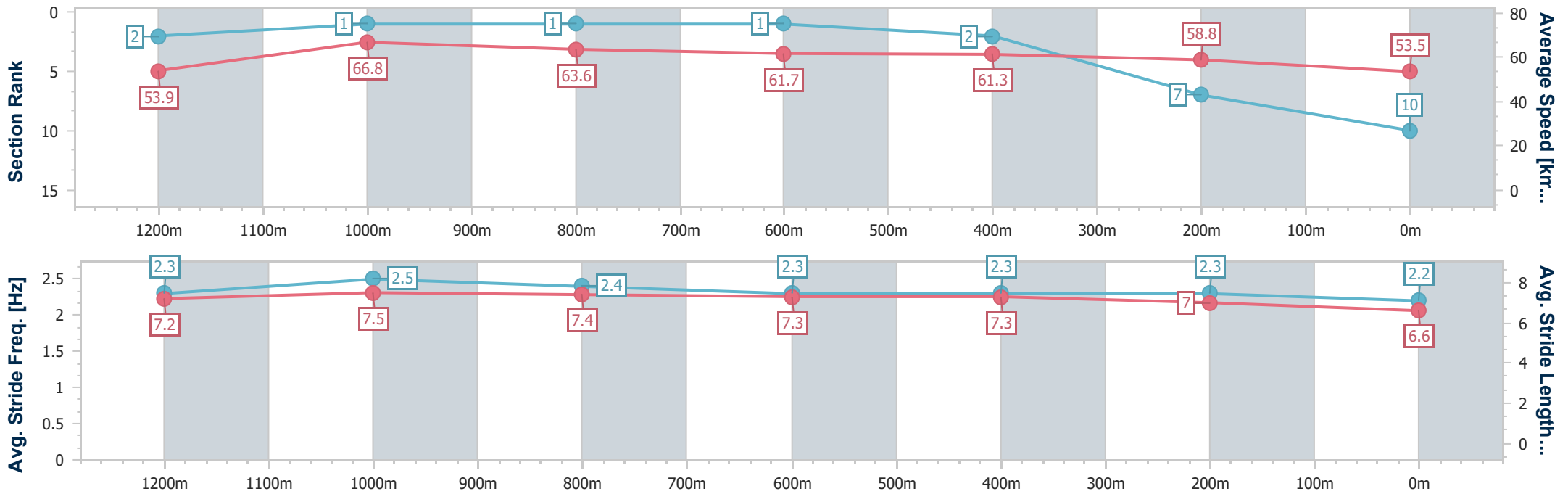
Horse/Jockey Name	Gallery Master
Final Rank	10
Fastest Section Time (Section)	0:10.79 (1200m)
Top Speed [km/h] (Section)	67.9 (1200m)
Race State	Finished



Sunshine Coast QLD Professional
 Race 8: CALOUNDRA RSL BENCHMARK 62 Handicap - 1400m
 08 December 2024 - 17:02
 Track Rating: Good 4, Weather: Fine, Rail Position: +7m Entire



Section	Overall	1200m	1000m	800m	600m	400m	200m
Section Times	1:24.84 [10] (0:13.42)	1:11.42 [2] (0:10.79)	1:00.63 [1] (0:11.36)	0:49.27 [1] (0:11.72)	0:37.55 [1] (0:11.86)	0:25.69 [2] (0:12.25)	0:13.44 [7] (0:13.44)
Average Speed [km/h]	53.9	66.8	63.6	61.7	61.3	58.8	53.5
Top Speed [km/h]	67.9	67.9	66.1	62.2	62.3	60.8	56.1
Avg. Dist. to Rail [m]	5.7	2.8	1.9	1.5	0.7	0.9	0.2
Avg. Stride Freq. [Hz]	2.3	2.5	2.4	2.3	2.3	2.3	2.2
Avg. Stride Length [m]	7.2	7.5	7.4	7.3	7.3	7.0	6.6



- [] Ranking at each section and finish
- .-.- No data available at this section
- NA No data available