



# Rockhampton QLD Professional

## Race 4: Coopers Exzolt For Cattle Ticks & Flies QTIS Three-Year-Old Handicap - 1200m

07 December 2024 - 14:48



Track Rating: Soft 5, Weather: Fine, Rail Position: +8m Entire

Section		Overall	1000m	800m	600m	400m	200m	Last 600m					
Field Times		1:10.47 (0:13.42)	0:57.05 (0:11.74)	0:45.31 (0:12.12)	0:33.19 (0:11.31)	0:21.88 (0:10.69)	0:11.19 (0:11.19)	0:33.19					
Rank	TAB Horse/Jockey	Barrier	Top Speed [km/h]	Fastest Section	Margin								Distance Travelled [m]
1	9 <b>SCRUB CHAIN</b> Jackson Murphy	2	68.2 400m	0:10.69 400m	1:10.47 [1] (0:13.46)	0:57.01 [2] (0:11.70)	0:45.31 [1] (0:12.12)	0:33.19 [1] (0:11.31)	0:21.88 [1] (0:10.69)	0:11.19 [1] (0:11.19)	1:10.47	0:33.19	
2	6 <b>UNDERRATED</b> Justin Stanley	6	68.4 400m	0:10.65 400m	1:10.63 [2] (0:13.87)	0:56.76 [7] (0:11.78)	0:44.98 [6] (0:12.15)	0:32.83 [5] (0:11.14)	0:21.69 [5] (0:10.65)	0:11.04 [3] (0:11.04)	0.95L	0:32.83	+2
3	7 <b>DUBIOUS LOVE</b> Raul Silvera Olivera	1	67.8 400m	0:10.79 400m	1:10.81 [3] (0:13.62)	0:57.19 [3] (0:11.74)	0:45.45 [4] (0:12.22)	0:33.23 [3] (0:11.28)	0:21.95 [4] (0:10.79)	0:11.16 [4] (0:11.16)	2.04L	0:33.23	+3
4	3 <b>BOLD ARTIC</b> Justin Huxtable	4	68.4 400m	0:10.78 400m	1:10.89 [4] (0:13.42)	0:57.47 [1] (0:11.82)	0:45.65 [2] (0:12.30)	0:33.35 [2] (0:11.09)	0:22.26 [2] (0:10.78)	0:11.48 [2] (0:11.48)	2.53L	0:33.35	+4
5	8 <b>OUTBACK BANDIT</b> Adam Sewell	3	68.4 400m	0:10.72 400m	1:11.08 [5] (0:13.68)	0:57.40 [5] (0:11.83)	0:45.57 [5] (0:12.36)	0:33.21 [6] (0:11.09)	0:22.12 [6] (0:10.72)	0:11.40 [6] (0:11.40)	3.64L	0:33.21	+2
6	5 <b>ACEDROD</b> McKenzie Apel	7	67.2 400m	0:10.78 400m	1:11.11 [6] (0:13.84)	0:57.27 [6] (0:11.84)	0:45.43 [7] (0:12.28)	0:33.15 [7] (0:11.09)	0:22.06 [7] (0:10.78)	0:11.28 [7] (0:11.28)	3.79L	0:33.15	+1
7	1 <b>HEAD HONCHO</b> Ashley Butler	5	67.0 400m	0:10.87 400m	1:11.24 [7] (0:13.64)	0:57.60 [4] (0:11.69)	0:45.91 [3] (0:12.25)	0:33.66 [4] (0:11.20)	0:22.46 [3] (0:10.87)	0:11.59 [5] (0:11.59)	4.56L	0:33.66	+8

Scratched: Age Of Aquarius (#4), What A Doozy (#2)

[ ] Ranking at each section and finish  
 -:-:-:- No data available at this section  
 NA No data available

SCN Saddle cloth number  
 DNF Did not finish  
 DNT Did not track



Horse/Jockey Name	Scrub Chain
Final Rank	1
Fastest Section Time (Section)	0:10.69 (400m)
Top Speed [km/h] (Section)	68.2 (400m)
Race State	Finished



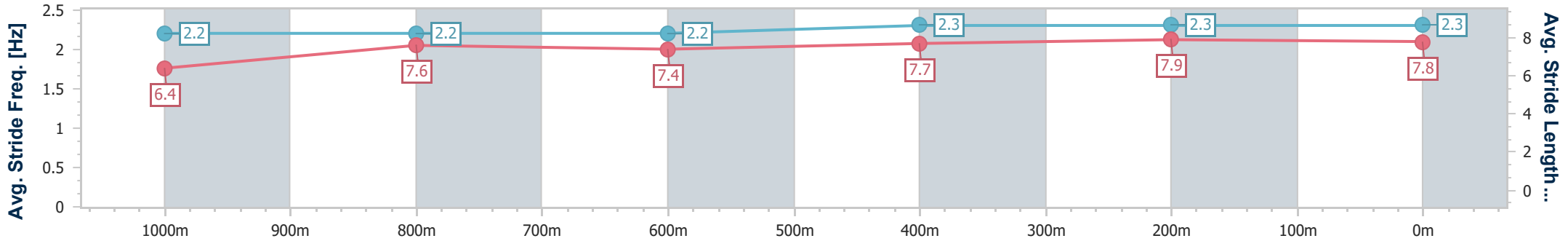
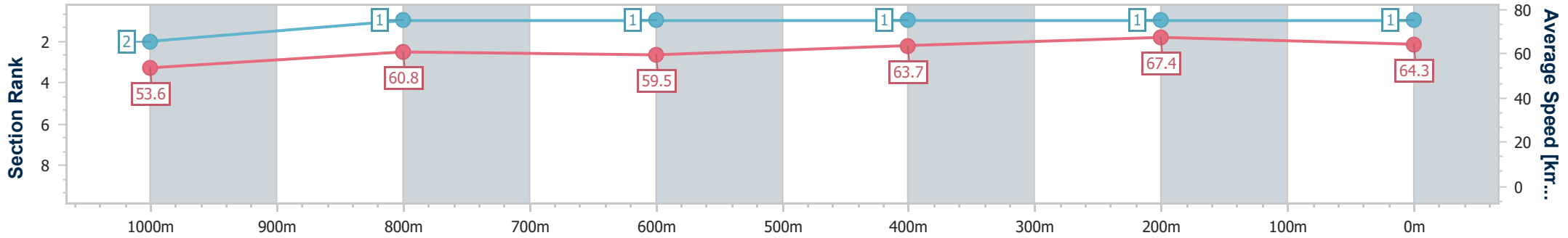
Rockhampton QLD Professional  
Race 4: Coopers Exzolt For Cattle Ticks & Flies QTIS Three-Year-Old Handicap - 1200m

07 December 2024 - 14:48

Track Rating: Soft 5, Weather: Fine, Rail Position: +8m Entire



Section	Overall	1000m	800m	600m	400m	200m
Section Times	1:10.47 [1] (0:13.46)	0:57.01 [2] (0:11.70)	0:45.31 [1] (0:12.12)	0:33.19 [1] (0:11.31)	0:21.88 [1] (0:10.69)	0:11.19 [1] (0:11.19)
Average Speed [km/h]	53.6	60.8	59.5	63.7	67.4	64.3
Top Speed [km/h]	63.2	63.5	60.4	66.8	68.2	66.6
Avg. Dist. to Rail [m]	0.4	1.5	1.0	1.4	2.6	2.7
Avg. Stride Freq. [Hz]	2.2	2.2	2.2	2.3	2.3	2.3
Avg. Stride Length [m]	6.4	7.6	7.4	7.7	7.9	7.8



- [ ] Ranking at each section and finish
- .-.- No data available at this section
- NA No data available



Horse/Jockey Name	Underrated
Final Rank	2
Fastest Section Time (Section)	0:10.65 (400m)
Top Speed [km/h] (Section)	68.4 (400m)
Race State	Finished



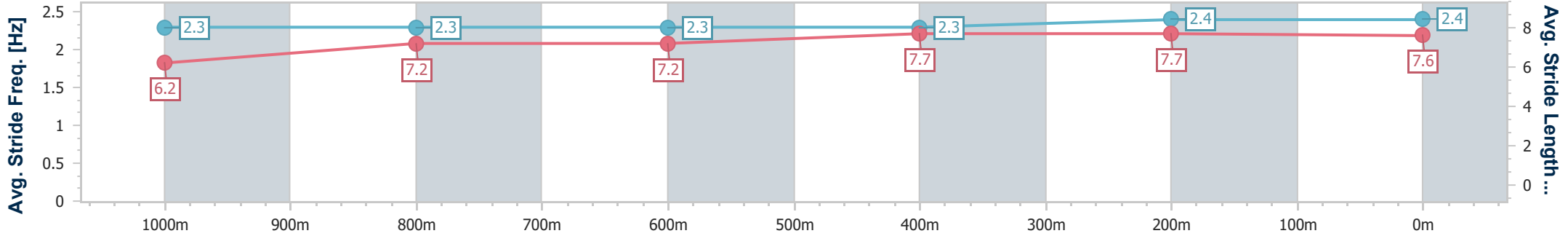
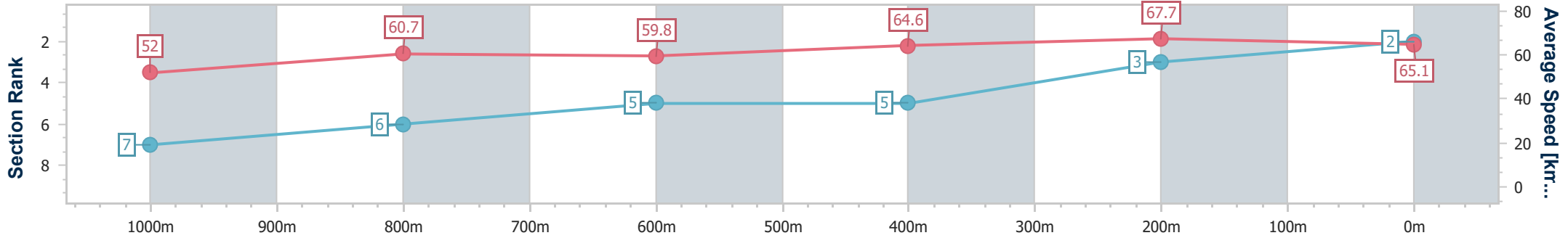
Rockhampton QLD Professional  
Race 4: Coopers Exzolt For Cattle Ticks & Flies QTIS Three-Year-Old Handicap - 1200m

07 December 2024 - 14:48

Track Rating: Soft 5, Weather: Fine, Rail Position: +8m Entire



Section	Overall	1000m	800m	600m	400m	200m
Section Times	1:10.63 [2] (0:13.87)	0:56.76 [7] (0:11.78)	0:44.98 [6] (0:12.15)	0:32.83 [5] (0:11.14)	0:21.69 [5] (0:10.65)	0:11.04 [3] (0:11.04)
Average Speed [km/h]	52.0	60.7	59.8	64.6	67.7	65.1
Top Speed [km/h]	62.5	61.6	61.2	68.0	68.4	67.0
Avg. Dist. to Rail [m]	2.5	0.8	1.0	2.1	1.1	1.8
Avg. Stride Freq. [Hz]	2.3	2.3	2.3	2.3	2.4	2.4
Avg. Stride Length [m]	6.2	7.2	7.2	7.7	7.7	7.6



- [ ] Ranking at each section and finish
- .-.- No data available at this section
- NA No data available



Horse/Jockey Name	Dubious Love
Final Rank	3
Fastest Section Time (Section)	0:10.79 (400m)
Top Speed [km/h] (Section)	67.8 (400m)
Race State	Finished



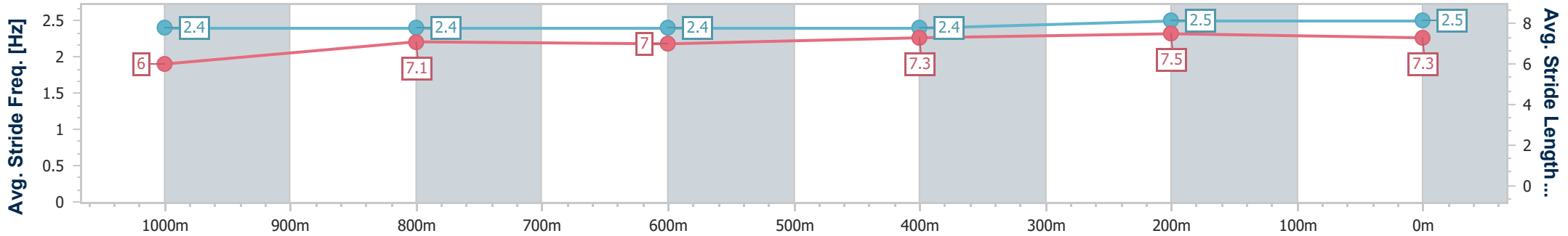
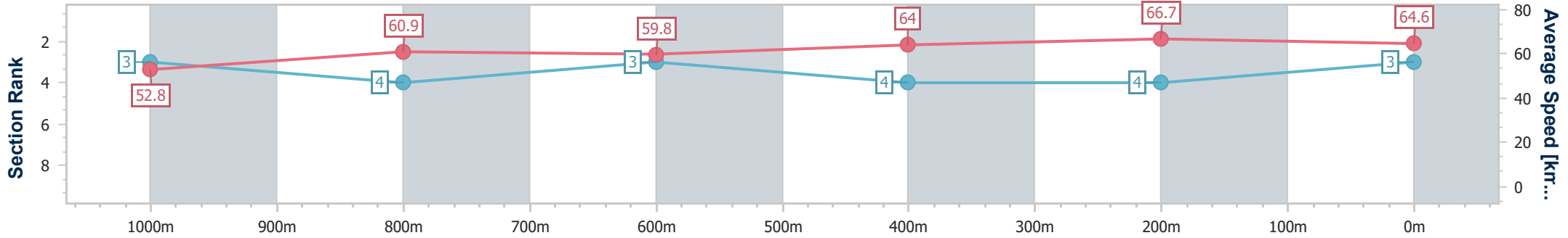
Rockhampton QLD Professional  
Race 4: Coopers Exzolt For Cattle Ticks & Flies QTIS Three-Year-Old Handicap - 1200m

07 December 2024 - 14:48

Track Rating: Soft 5, Weather: Fine, Rail Position: +8m Entire



Section	Overall	1000m	800m	600m	400m	200m
Section Times	1:10.81 [3] (0:13.62)	0:57.19 [3] (0:11.74)	0:45.45 [4] (0:12.22)	0:33.23 [3] (0:11.28)	0:21.95 [4] (0:10.79)	0:11.16 [4] (0:11.16)
Average Speed [km/h]	52.8	60.9	59.8	64.0	66.7	64.6
Top Speed [km/h]	61.9	62.6	62.2	66.1	67.8	66.6
Avg. Dist. to Rail [m]	1.6	1.3	2.0	3.9	3.9	5.4
Avg. Stride Freq. [Hz]	2.4	2.4	2.4	2.4	2.5	2.5
Avg. Stride Length [m]	6.0	7.1	7.0	7.3	7.5	7.3



- [ ] Ranking at each section and finish
- .-.- No data available at this section
- NA No data available



Horse/Jockey Name	Bold Artic
Final Rank	4
Fastest Section Time (Section)	0:10.78 (400m)
Top Speed [km/h] (Section)	68.4 (400m)
Race State	Finished



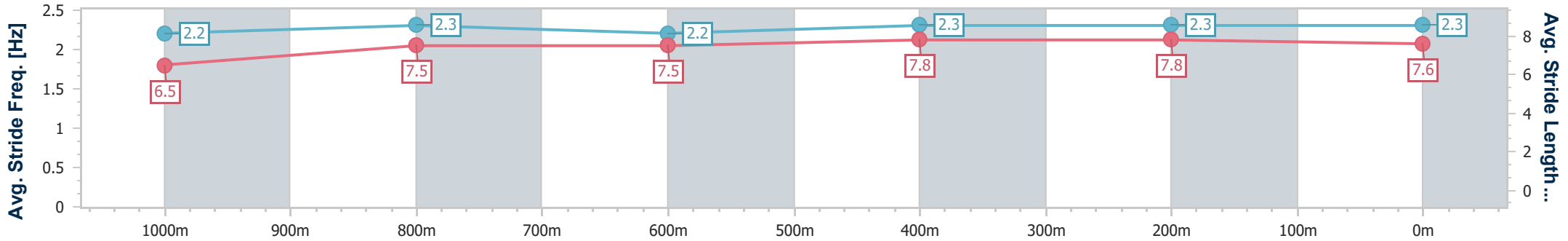
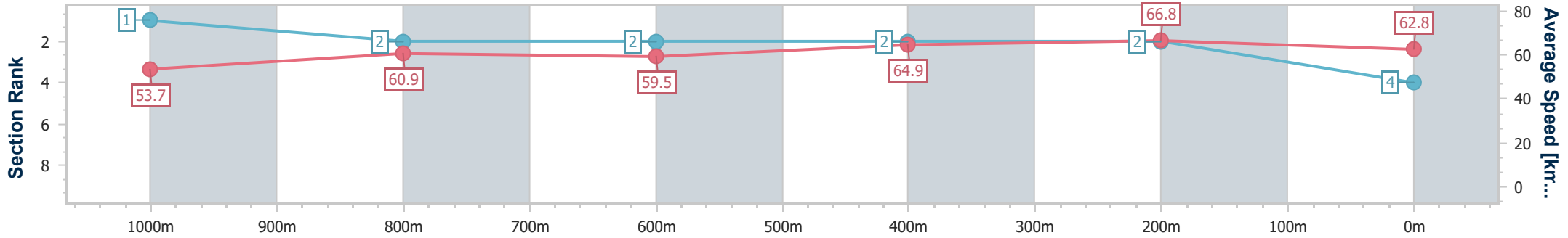
Rockhampton QLD Professional  
 Race 4: Coopers Exzolt For Cattle Ticks & Flies QTIS Three-Year-Old Handicap - 1200m

07 December 2024 - 14:48

Track Rating: Soft 5, Weather: Fine, Rail Position: +8m Entire



Section	Overall	1000m	800m	600m	400m	200m
Section Times	1:10.89 [4] (0:13.42)	0:57.47 [1] (0:11.82)	0:45.65 [2] (0:12.30)	0:33.35 [2] (0:11.09)	0:22.26 [2] (0:10.78)	0:11.48 [2] (0:11.48)
Average Speed [km/h]	53.7	60.9	59.5	64.9	66.8	62.8
Top Speed [km/h]	62.4	62.6	61.0	67.4	68.4	65.3
Avg. Dist. to Rail [m]	1.2	0.9	2.1	1.7	3.5	4.2
Avg. Stride Freq. [Hz]	2.2	2.3	2.2	2.3	2.3	2.3
Avg. Stride Length [m]	6.5	7.5	7.5	7.8	7.8	7.6



- [ ] Ranking at each section and finish
- .-.- No data available at this section
- NA No data available



Horse/Jockey Name	Outback Bandit
Final Rank	5
Fastest Section Time (Section)	0:10.72 (400m)
Top Speed [km/h] (Section)	68.4 (400m)
Race State	Finished



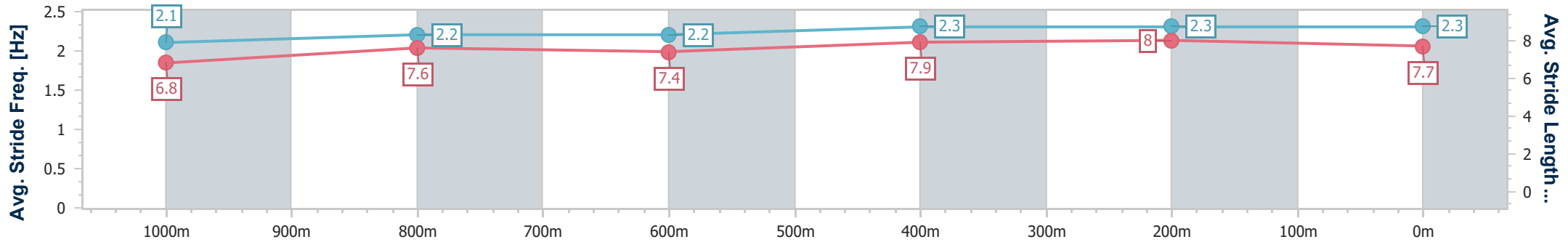
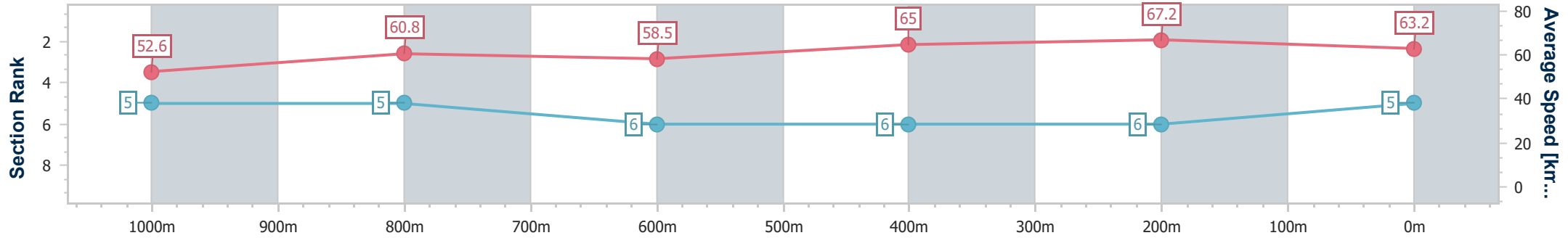
Rockhampton QLD Professional  
 Race 4: Coopers Exzolt For Cattle Ticks & Flies QTIS Three-Year-Old Handicap - 1200m

07 December 2024 - 14:48

Track Rating: Soft 5, Weather: Fine, Rail Position: +8m Entire



Section	Overall	1000m	800m	600m	400m	200m
Section Times	1:11.08 [5] (0:13.68)	0:57.40 [5] (0:11.83)	0:45.57 [5] (0:12.36)	0:33.21 [6] (0:11.09)	0:22.12 [6] (0:10.72)	0:11.40 [6] (0:11.40)
Average Speed [km/h]	52.6	60.8	58.5	65.0	67.2	63.2
Top Speed [km/h]	62.6	63.0	61.9	67.1	68.4	66.1
Avg. Dist. to Rail [m]	0.8	0.3	0.8	2.0	4.5	6.1
Avg. Stride Freq. [Hz]	2.1	2.2	2.2	2.3	2.3	2.3
Avg. Stride Length [m]	6.8	7.6	7.4	7.9	8.0	7.7



- [ ] Ranking at each section and finish
- .-.- No data available at this section
- NA No data available



Horse/Jockey Name	Acedrod
Final Rank	6
Fastest Section Time (Section)	0:10.78 (400m)
Top Speed [km/h] (Section)	67.2 (400m)
Race State	Finished



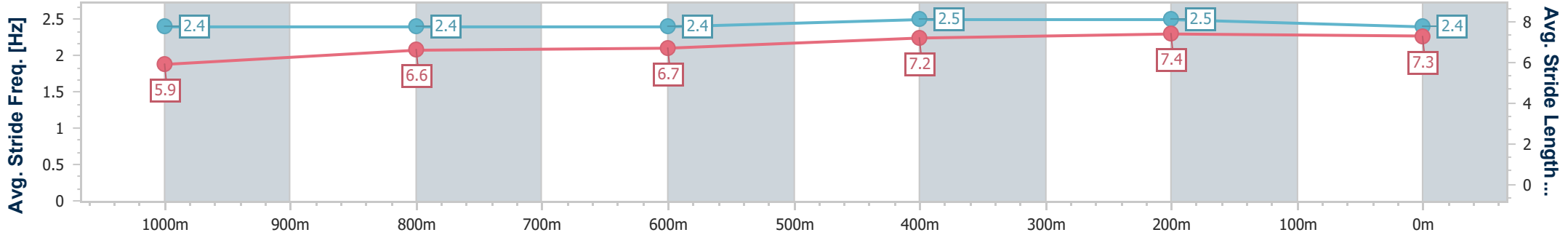
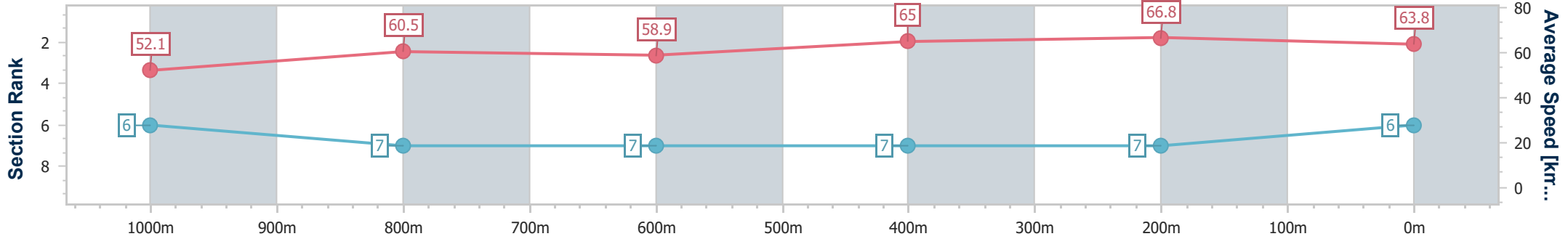
Rockhampton QLD Professional  
Race 4: Coopers Exzolt For Cattle Ticks & Flies QTIS Three-Year-Old Handicap - 1200m

07 December 2024 - 14:48

Track Rating: Soft 5, Weather: Fine, Rail Position: +8m Entire



Section	Overall	1000m	800m	600m	400m	200m
Section Times	1:11.11 [6] (0:13.84)	0:57.27 [6] (0:11.84)	0:45.43 [7] (0:12.28)	0:33.15 [7] (0:11.09)	0:22.06 [7] (0:10.78)	0:11.28 [7] (0:11.28)
Average Speed [km/h]	52.1	60.5	58.9	65.0	66.8	63.8
Top Speed [km/h]	61.5	61.7	59.8	66.8	67.2	66.7
Avg. Dist. to Rail [m]	3.6	0.9	1.3	3.0	4.3	5.5
Avg. Stride Freq. [Hz]	2.4	2.4	2.4	2.5	2.5	2.4
Avg. Stride Length [m]	5.9	6.6	6.7	7.2	7.4	7.3



- [ ] Ranking at each section and finish
- .-.- No data available at this section
- NA No data available



Horse/Jockey Name	Head Honcho
Final Rank	7
Fastest Section Time (Section)	0:10.87 (400m)
Top Speed [km/h] (Section)	67.0 (400m)
Race State	Finished



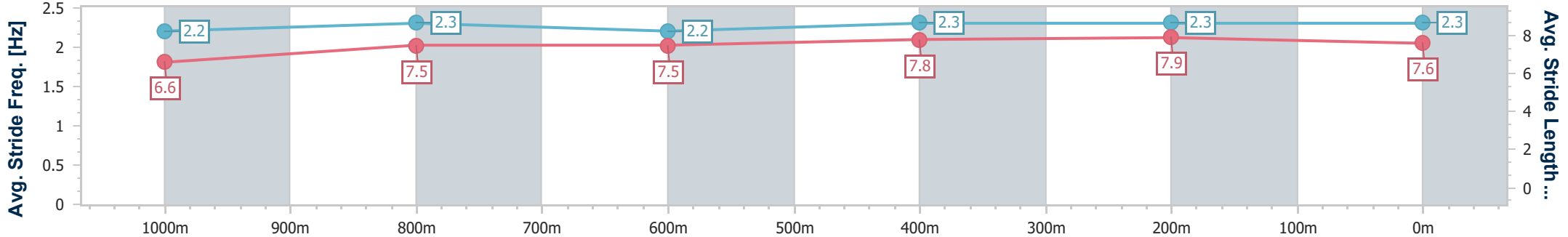
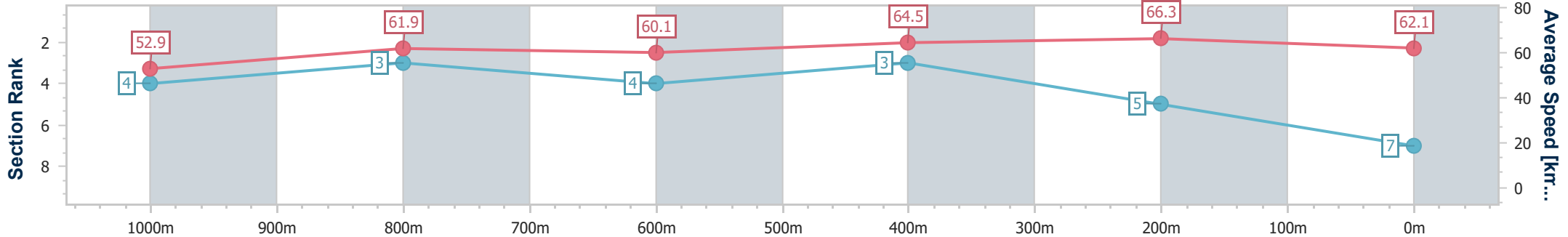
Rockhampton QLD Professional  
Race 4: Coopers Exzolt For Cattle Ticks & Flies QTIS Three-Year-Old Handicap - 1200m

07 December 2024 - 14:48

Track Rating: Soft 5, Weather: Fine, Rail Position: +8m Entire



Section	Overall	1000m	800m	600m	400m	200m
Section Times	1:11.24 [7] (0:13.64)	0:57.60 [4] (0:11.69)	0:45.91 [3] (0:12.25)	0:33.66 [4] (0:11.20)	0:22.46 [3] (0:10.87)	0:11.59 [5] (0:11.59)
Average Speed [km/h]	52.9	61.9	60.1	64.5	66.3	62.1
Top Speed [km/h]	63.7	63.7	62.8	66.3	67.0	64.4
Avg. Dist. to Rail [m]	2.5	1.0	3.1	3.9	4.4	6.2
Avg. Stride Freq. [Hz]	2.2	2.3	2.2	2.3	2.3	2.3
Avg. Stride Length [m]	6.6	7.5	7.5	7.8	7.9	7.6



- [ ] Ranking at each section and finish
- .-.- No data available at this section
- NA No data available