



Doomben QLD Professional

Race 7: MAGIC MILLIONS JAN 2025 Class 4 Handicap - 1110m

06 December 2024 - 17:27



BRISBANE
RACING CLUB

Track Rating: Soft 7, Weather: Fine, Rail Position: +10m Entire

Section													
Field Times		Overall	1000m	800m	600m	400m	200m	Last 600m					
		1:05.01 (0:08.33)	0:56.68 (0:10.57)	0:46.11 (0:11.11)	0:35.00 (0:11.29)	0:23.71 (0:11.43)	0:12.28 (0:12.28)	0:35.00					
Rank	TAB Horse/Jockey	Barrier	Top Speed [km/h]	Fastest Section								Margin	Distance Travelled [m]
1	7 ZELGARIA Andrew Mallyon	6	67.7 400m	0:08.98 Overall	1:05.01 [1] (0:08.98)	0:56.03 [7] (0:11.03)	0:45.00 [7] (0:10.90)	0:34.10 [7] (0:11.04)	0:23.06 [7] (0:11.11)	0:11.95 [4] (0:11.95)	1:05.01	0:34.10	
2	5 DAMO DAYZ James Orman	5	69.3 200m	0:08.71 Overall	1:05.09 [2] (0:08.71)	0:56.38 [5] (0:10.79)	0:45.59 [5] (0:11.10)	0:34.49 [6] (0:11.26)	0:23.23 [6] (0:11.29)	0:11.94 [6] (0:11.94)	0.5L	0:34.49	+4
3	3 RUSSIAN SUB Angela Jones	3	68.2 1000m	0:08.56 Overall	1:05.15 [3] (0:08.56)	0:56.59 [3] (0:10.86)	0:45.73 [4] (0:10.94)	0:34.79 [4] (0:11.29)	0:23.50 [4] (0:11.26)	0:12.24 [3] (0:12.24)	0.87L	0:34.79	-2
4	13 DON'T DISS AROUND Georgina Cartwright	2	67.1 1000m	0:09.37 Overall	1:05.24 [4] (0:09.37)	0:55.87 [9] (0:11.23)	0:44.64 [9] (0:10.93)	0:33.71 [9] (0:10.88)	0:22.83 [9] (0:11.04)	0:11.79 [9] (0:11.79)	1.4L	0:33.71	+1
5	2 FLAG HALL Bailey Wheeler	9	69.8 1000m	0:08.56 Overall	1:05.51 [5] (0:08.56)	0:56.95 [4] (0:10.54)	0:46.41 [2] (0:11.00)	0:35.41 [2] (0:11.20)	0:24.21 [1] (0:11.43)	0:12.78 [1] (0:12.78)	2.98L	0:35.41	+2
6	6 KAT CHINNA Nikita Beriman	4	69.1 1000m	0:08.33 Overall	1:05.56 [6] (0:08.33)	0:57.23 [1] (0:10.57)	0:46.66 [1] (0:11.11)	0:35.55 [1] (0:11.34)	0:24.21 [2] (0:11.51)	0:12.70 [2] (0:12.70)	3.25L	0:35.55	-1
7	4 PRIME ASSET Jag Guthmann-Chester	8	67.2 800m	0:09.07 Overall	1:05.61 [7] (0:09.07)	0:56.54 [8] (0:11.05)	0:45.49 [8] (0:10.94)	0:34.55 [8] (0:11.17)	0:23.38 [8] (0:11.15)	0:12.23 [7] (0:12.23)	3.58L	0:34.55	+2
8	1 PERVADE Robbie Dolan	10	68.0 1000m	0:08.35 Overall	1:05.81 [8] (0:08.35)	0:57.46 [2] (0:10.90)	0:46.56 [3] (0:10.99)	0:35.57 [3] (0:11.24)	0:24.33 [3] (0:11.63)	0:12.70 [5] (0:12.70)	4.71L	0:35.57	+5
9	11 MOUETTE Courtney Bellamy	1	66.7 1000m	0:08.72 Overall	1:06.71 [9] (0:08.72)	0:57.99 [6] (0:10.91)	0:47.08 [6] (0:10.94)	0:36.14 [5] (0:11.22)	0:24.92 [5] (0:11.63)	0:13.29 [8] (0:13.29)	10.03L	0:36.14	-7

Scratched: The Fixer (#10), Super Zamboni (#14), Bohemian Lad (#8), Demitasse (#9), Atomic Selfie (#12)



Horse/Jockey Name	Zelgaria
Final Rank	1
Fastest Section Time (Section)	0:08.98 (Overall)
Top Speed [km/h] (Section)	67.7 (400m)
Race State	Finished

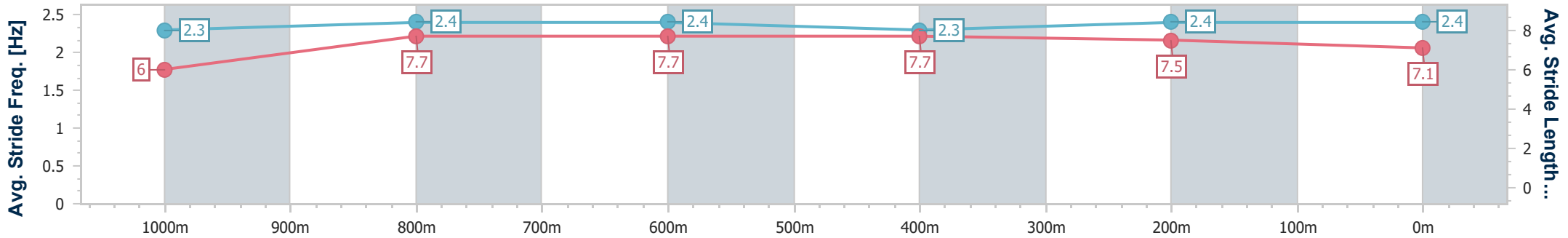
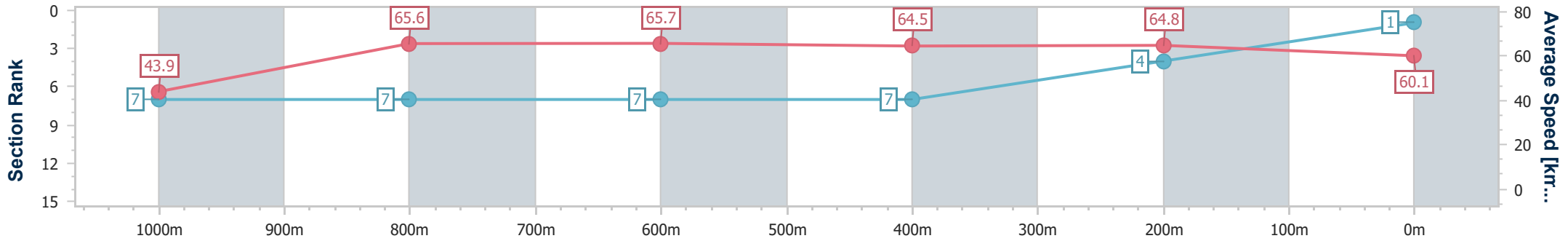


Doomben QLD Professional
Race 7: MAGIC MILLIONS JAN 2025 Class 4 Handicap - 1110m
06 December 2024 - 17:27
Track Rating: Soft 7, Weather: Fine, Rail Position: +10m Entire



BRISBANE
RACING CLUB

Section	Overall	1000m	800m	600m	400m	200m
Section Times	1:05.01 [1] (0:08.98)	0:56.03 [7] (0:11.03)	0:45.00 [7] (0:10.90)	0:34.10 [7] (0:11.04)	0:23.06 [7] (0:11.11)	0:11.95 [4]
Average Speed [km/h]	43.9	65.6	65.7	64.5	64.8	60.1
Top Speed [km/h]	63.2	66.5	66.6	65.3	67.7	63.6
Avg. Dist. to Rail [m]	4.8	1.8	1.2	1.8	2.1	3.2
Avg. Stride Freq. [Hz]	2.3	2.4	2.4	2.3	2.4	2.4
Avg. Stride Length [m]	6.0	7.7	7.7	7.7	7.5	7.1



- [] Ranking at each section and finish
- .-.- No data available at this section
- NA No data available



Horse/Jockey Name	Damo Dayz
Final Rank	2
Fastest Section Time (Section)	0:08.71 (Overall)
Top Speed [km/h] (Section)	69.3 (200m)
Race State	Finished

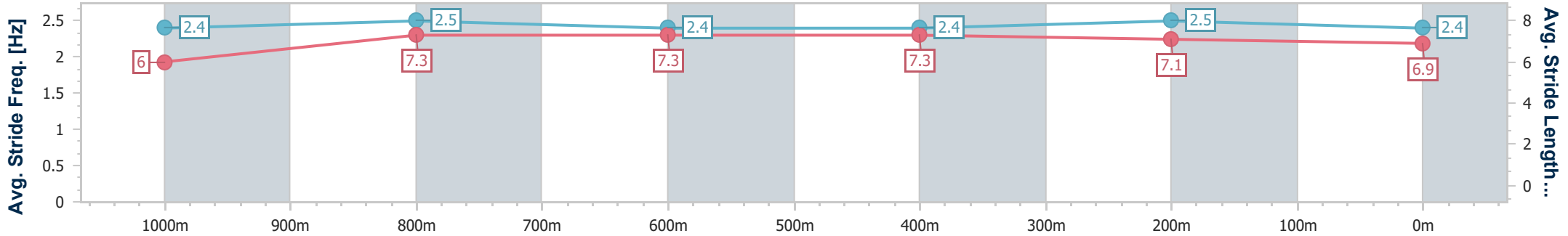
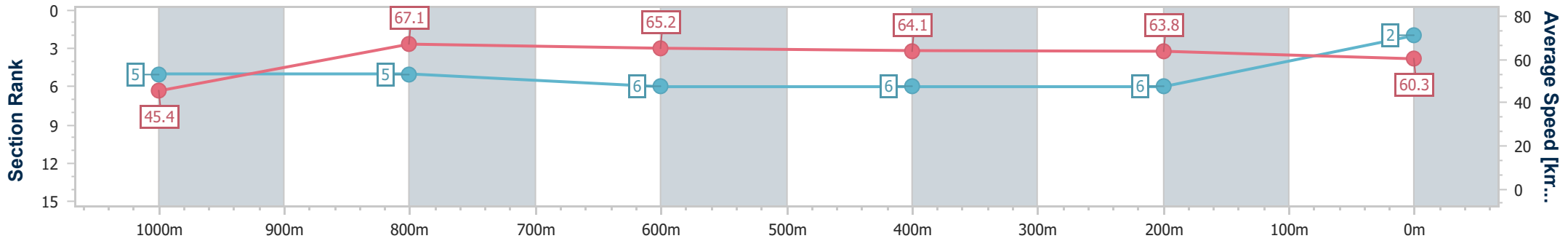


Doomben QLD Professional
Race 7: MAGIC MILLIONS JAN 2025 Class 4 Handicap - 1110m
06 December 2024 - 17:27
Track Rating: Soft 7, Weather: Fine, Rail Position: +10m Entire



BRISBANE
RACING CLUB

Section	Overall	1000m	800m	600m	400m	200m
Section Times	1:05.09 [2] (0:08.71)	0:56.38 [5] (0:10.79)	0:45.59 [5] (0:11.10)	0:34.49 [6] (0:11.26)	0:23.23 [6] (0:11.29)	0:11.94 [6] (0:11.94)
Average Speed [km/h]	45.4	67.1	65.2	64.1	63.8	60.3
Top Speed [km/h]	66.6	67.7	66.2	65.1	68.4	69.3
Avg. Dist. to Rail [m]	3.3	1.5	1.3	0.6	0.9	3.4
Avg. Stride Freq. [Hz]	2.4	2.5	2.4	2.4	2.5	2.4
Avg. Stride Length [m]	6.0	7.3	7.3	7.3	7.1	6.9



- [] Ranking at each section and finish
- .-.- No data available at this section
- NA No data available



Horse/Jockey Name	Russian Sub
Final Rank	3
Fastest Section Time (Section)	0:08.56 (Overall)
Top Speed [km/h] (Section)	68.2 (1000m)
Race State	Finished

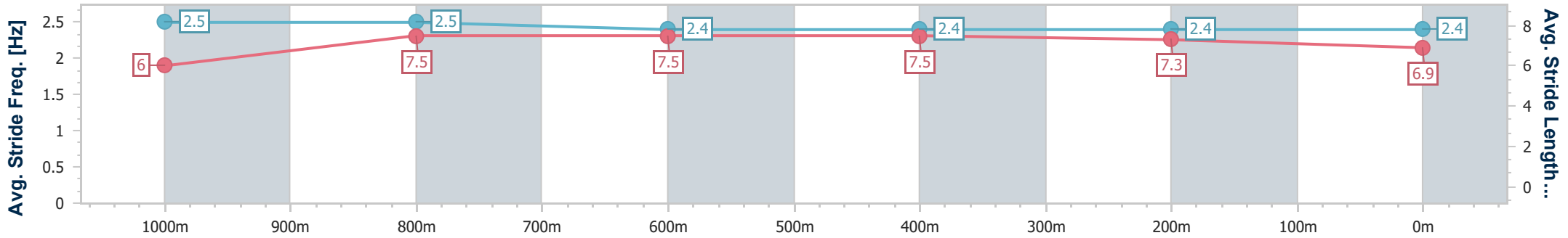
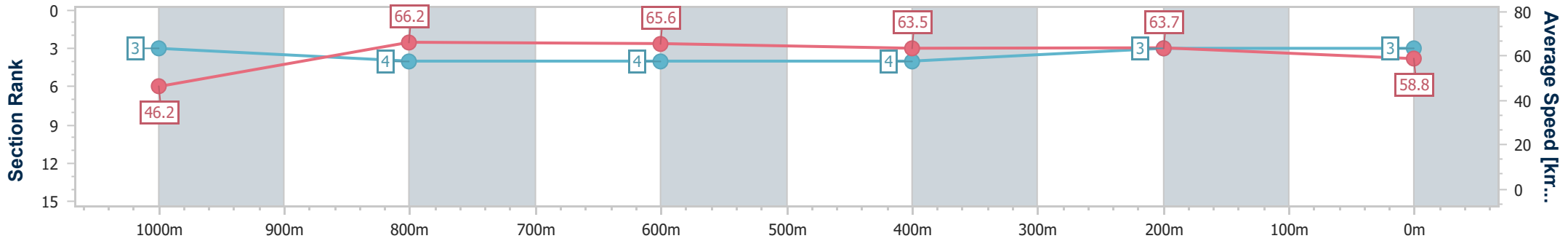


Doomben QLD Professional
Race 7: MAGIC MILLIONS JAN 2025 Class 4 Handicap - 1110m
 06 December 2024 - 17:27
 Track Rating: Soft 7, Weather: Fine, Rail Position: +10m Entire



BRISBANE
 RACING CLUB

Section	Overall	1000m	800m	600m	400m	200m
Section Times	1:05.15 [3] (0:08.56)	0:56.59 [3] (0:10.86)	0:45.73 [4] (0:10.94)	0:34.79 [4] (0:11.29)	0:23.50 [4] (0:11.26)	0:12.24 [3] (0:12.24)
Average Speed [km/h]	46.2	66.2	65.6	63.5	63.7	58.8
Top Speed [km/h]	63.6	68.2	66.7	65.2	64.8	63.0
Avg. Dist. to Rail [m]	1.2	0.5	0.7	1.0	1.2	1.2
Avg. Stride Freq. [Hz]	2.5	2.5	2.4	2.4	2.4	2.4
Avg. Stride Length [m]	6.0	7.5	7.5	7.5	7.3	6.9



- [] Ranking at each section and finish
- .-.- No data available at this section
- NA No data available



Horse/Jockey Name	Don't Diss Around
Final Rank	4
Fastest Section Time (Section)	0:09.37 (Overall)
Top Speed [km/h] (Section)	67.1 (1000m)
Race State	Finished

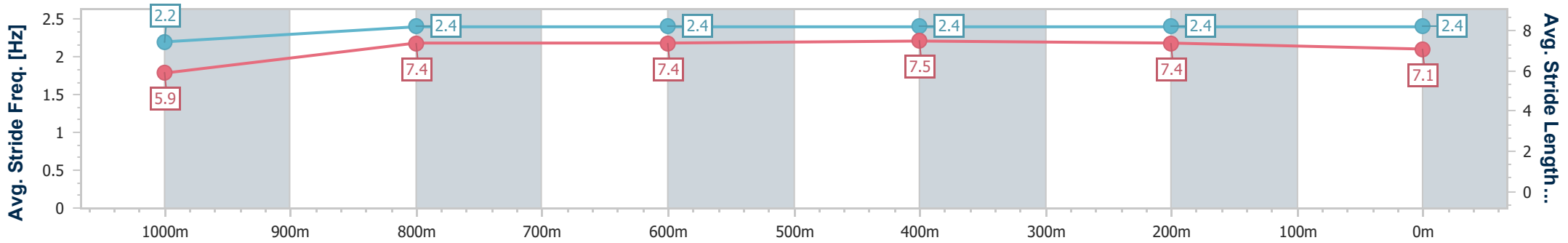
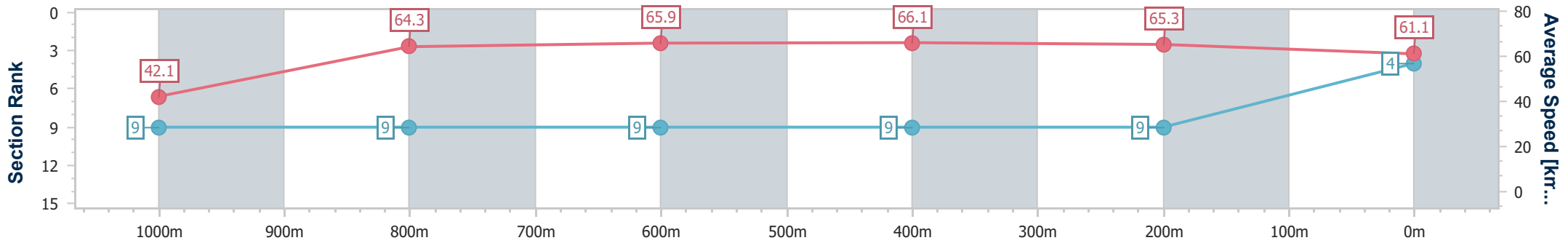


Doomben QLD Professional
Race 7: MAGIC MILLIONS JAN 2025 Class 4 Handicap - 1110m
06 December 2024 - 17:27
Track Rating: Soft 7, Weather: Fine, Rail Position: +10m Entire



BRISBANE
RACING CLUB

Section	Overall	1000m	800m	600m	400m	200m
Section Times	1:05.24 [4] (0:09.37)	0:55.87 [9] (0:11.23)	0:44.64 [9] (0:10.93)	0:33.71 [9] (0:10.88)	0:22.83 [9] (0:11.04)	0:11.79 [9] (0:11.79)
Average Speed [km/h]	42.1	64.3	65.9	66.1	65.3	61.1
Top Speed [km/h]	62.4	67.1	66.9	67.0	66.6	64.9
Avg. Dist. to Rail [m]	0.7	0.6	0.3	0.4	1.8	4.8
Avg. Stride Freq. [Hz]	2.2	2.4	2.4	2.4	2.4	2.4
Avg. Stride Length [m]	5.9	7.4	7.4	7.5	7.4	7.1



- [] Ranking at each section and finish
- .-.- No data available at this section
- NA No data available



Horse/Jockey Name	Flag Hall
Final Rank	5
Fastest Section Time (Section)	0:08.56 (Overall)
Top Speed [km/h] (Section)	69.8 (1000m)
Race State	Finished

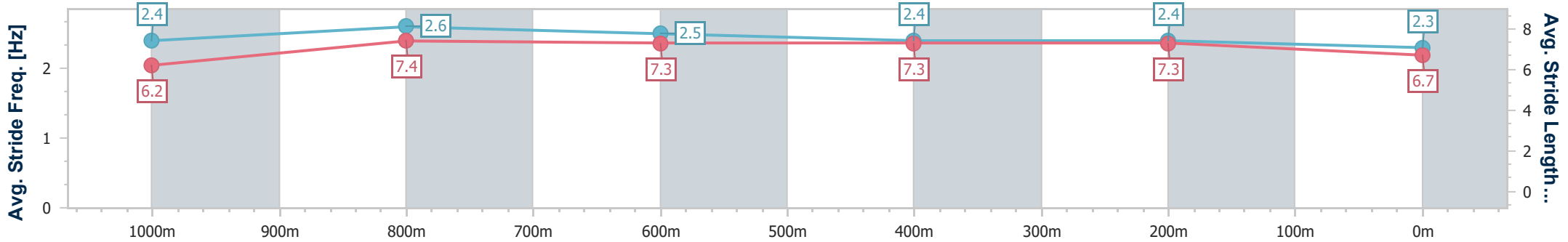
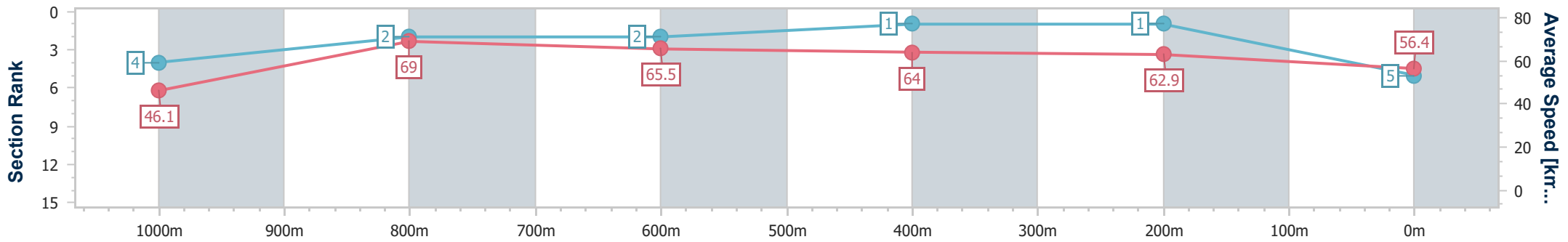


Doomben QLD Professional
Race 7: MAGIC MILLIONS JAN 2025 Class 4 Handicap - 1110m
 06 December 2024 - 17:27
 Track Rating: Soft 7, Weather: Fine, Rail Position: +10m Entire



BRISBANE
RACING CLUB

Section	Overall	1000m	800m	600m	400m	200m
Section Times	1:05.51 [5] (0:08.56)	0:56.95 [4] (0:10.54)	0:46.41 [2] (0:11.00)	0:35.41 [2] (0:11.20)	0:24.21 [1] (0:11.43)	0:12.78 [1] (0:12.78)
Average Speed [km/h]	46.1	69.0	65.5	64.0	62.9	56.4
Top Speed [km/h]	67.1	69.8	66.7	65.0	64.5	59.9
Avg. Dist. to Rail [m]	6.6	2.3	0.6	0.6	0.7	0.5
Avg. Stride Freq. [Hz]	2.4	2.6	2.5	2.4	2.4	2.3
Avg. Stride Length [m]	6.2	7.4	7.3	7.3	7.3	6.7



- [] Ranking at each section and finish
- .-.- No data available at this section
- NA No data available



Horse/Jockey Name	Kat Chinna
Final Rank	6
Fastest Section Time (Section)	0:08.33 (Overall)
Top Speed [km/h] (Section)	69.1 (1000m)
Race State	Finished

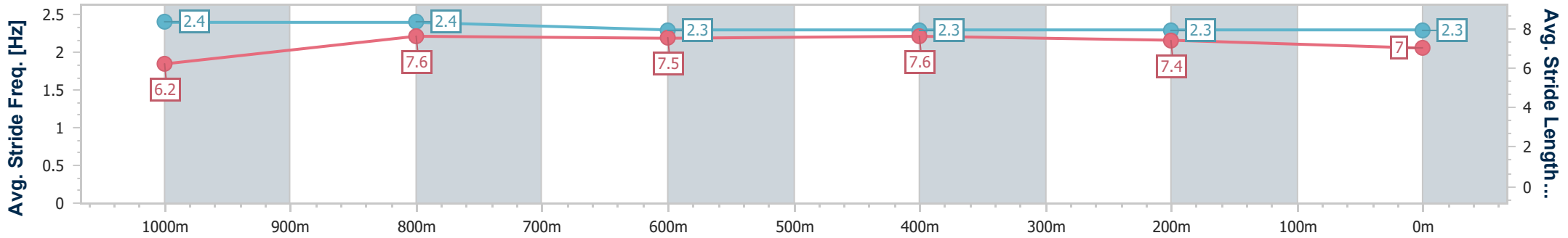
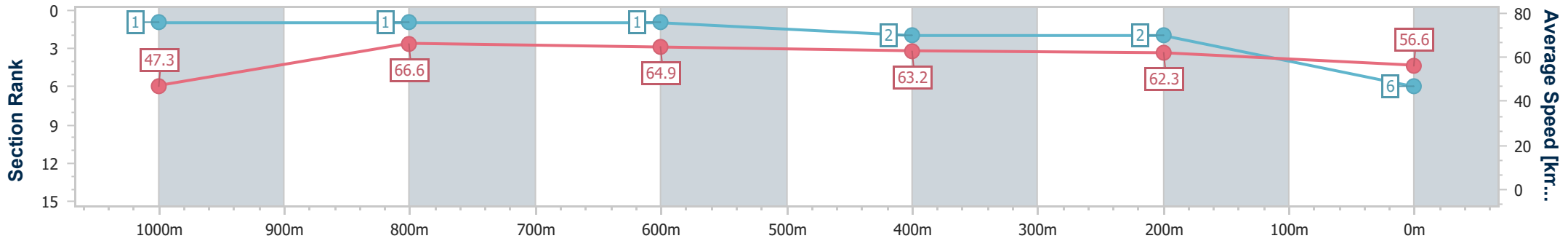


Doomben QLD Professional
Race 7: MAGIC MILLIONS JAN 2025 Class 4 Handicap - 1110m
06 December 2024 - 17:27
Track Rating: Soft 7, Weather: Fine, Rail Position: +10m Entire



BRISBANE
RACING CLUB

Section	Overall	1000m	800m	600m	400m	200m
Section Times	1:05.56 [6] (0:08.33)	0:57.23 [1] (0:10.57)	0:46.66 [1] (0:11.11)	0:35.55 [1] (0:11.34)	0:24.21 [2] (0:11.51)	0:12.70 [2] (0:12.70)
Average Speed [km/h]	47.3	66.6	64.9	63.2	62.3	56.6
Top Speed [km/h]	66.5	69.1	66.2	64.1	63.1	61.2
Avg. Dist. to Rail [m]	2.4	1.0	0.3	0.9	1.5	1.4
Avg. Stride Freq. [Hz]	2.4	2.4	2.3	2.3	2.3	2.3
Avg. Stride Length [m]	6.2	7.6	7.5	7.6	7.4	7.0



- [] Ranking at each section and finish
- .-.- No data available at this section
- NA No data available



Horse/Jockey Name	Prime Asset
Final Rank	7
Fastest Section Time (Section)	0:09.07 (Overall)
Top Speed [km/h] (Section)	67.2 (800m)
Race State	Finished

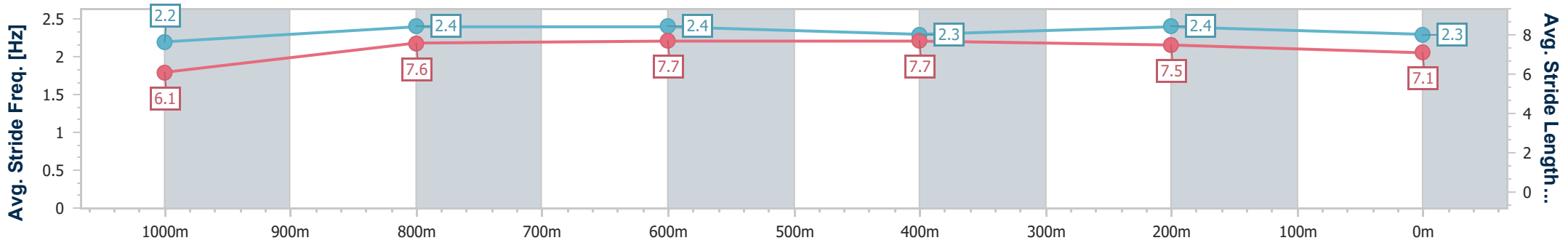
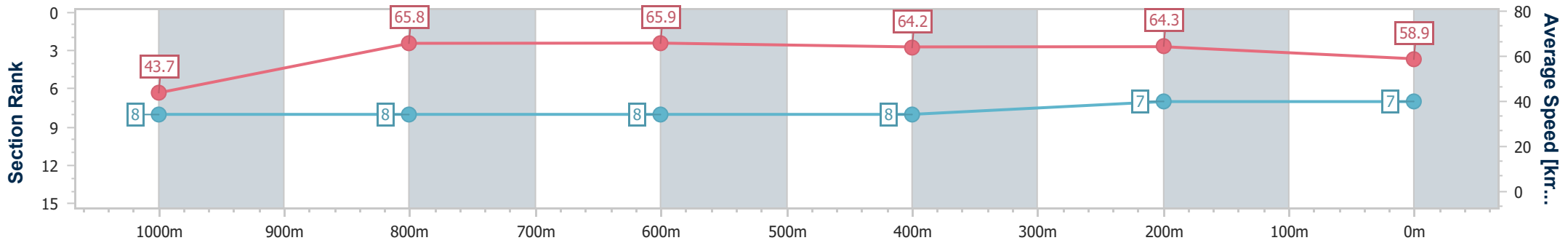


Doomben QLD Professional
Race 7: MAGIC MILLIONS JAN 2025 Class 4 Handicap - 1110m
06 December 2024 - 17:27
Track Rating: Soft 7, Weather: Fine, Rail Position: +10m Entire



BRISBANE
RACING CLUB

Section	Overall	1000m	800m	600m	400m	200m
Section Times	1:05.61 [7] (0:09.07)	0:56.54 [8] (0:11.05)	0:45.49 [8] (0:10.94)	0:34.55 [8] (0:11.17)	0:23.38 [8] (0:11.15)	0:12.23 [7] (0:12.23)
Average Speed [km/h]	43.7	65.8	65.9	64.2	64.3	58.9
Top Speed [km/h]	63.0	66.9	67.2	66.1	65.6	62.4
Avg. Dist. to Rail [m]	5.7	2.9	0.6	1.1	1.2	1.9
Avg. Stride Freq. [Hz]	2.2	2.4	2.4	2.3	2.4	2.3
Avg. Stride Length [m]	6.1	7.6	7.7	7.7	7.5	7.1



- [] Ranking at each section and finish
- .-.- No data available at this section
- NA No data available



Horse/Jockey Name	Pervade
Final Rank	8
Fastest Section Time (Section)	0:08.35 (Overall)
Top Speed [km/h] (Section)	68.0 (1000m)
Race State	Finished

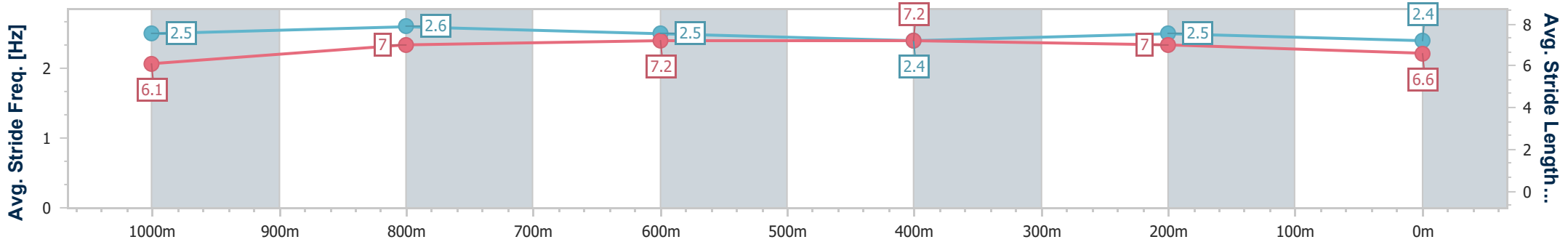
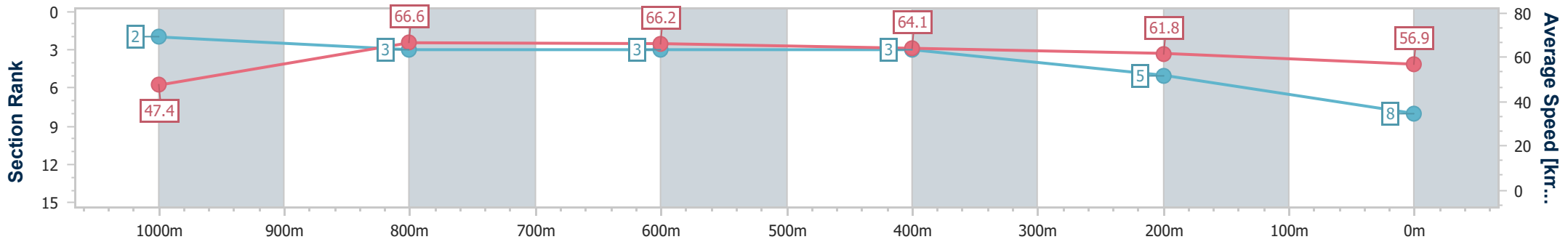


Doomben QLD Professional
Race 7: MAGIC MILLIONS JAN 2025 Class 4 Handicap - 1110m
06 December 2024 - 17:27
Track Rating: Soft 7, Weather: Fine, Rail Position: +10m Entire



BRISBANE
RACING CLUB

Section	Overall	1000m	800m	600m	400m	200m
Section Times	1:05.81 [8] (0:08.35)	0:57.46 [2] (0:10.90)	0:46.56 [3] (0:10.99)	0:35.57 [3] (0:11.24)	0:24.33 [3] (0:11.63)	0:12.70 [5] (0:12.70)
Average Speed [km/h]	47.4	66.6	66.2	64.1	61.8	56.9
Top Speed [km/h]	64.7	68.0	66.1	65.2	63.5	61.6
Avg. Dist. to Rail [m]	7.2	3.3	1.1	0.4	1.6	1.9
Avg. Stride Freq. [Hz]	2.5	2.6	2.5	2.4	2.5	2.4
Avg. Stride Length [m]	6.1	7.0	7.2	7.2	7.0	6.6



- [] Ranking at each section and finish
- .-.- No data available at this section
- NA No data available



Horse/Jockey Name	Mouette
Final Rank	9
Fastest Section Time (Section)	0:08.72 (Overall)
Top Speed [km/h] (Section)	66.7 (1000m)
Race State	Finished

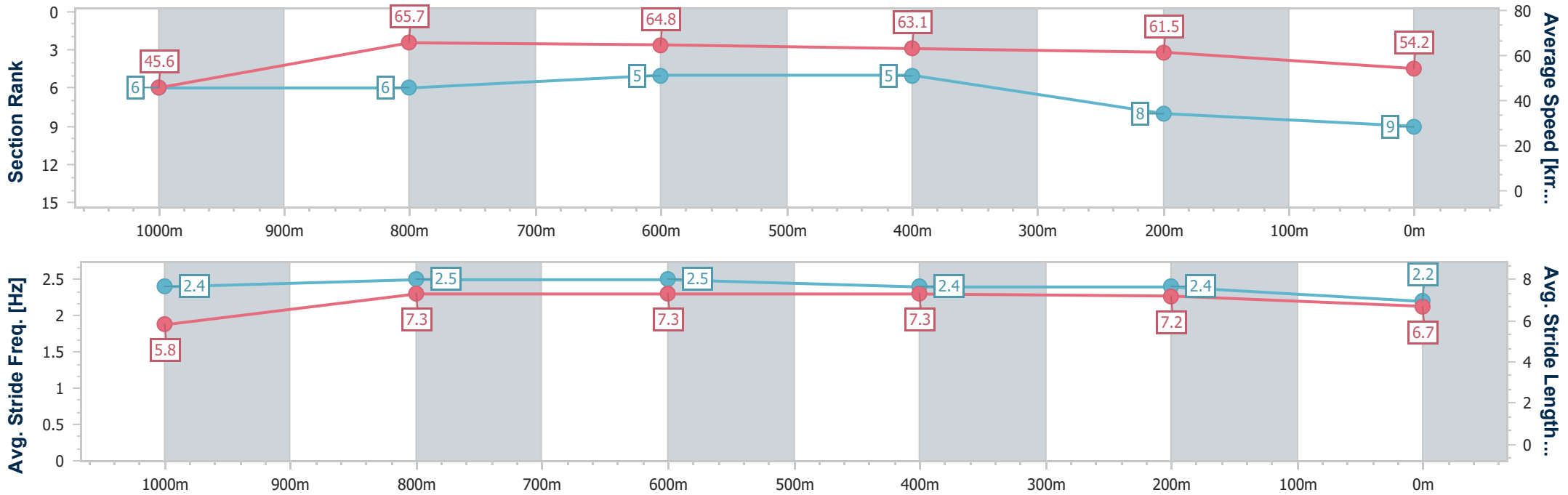


Doomben QLD Professional
Race 7: MAGIC MILLIONS JAN 2025 Class 4 Handicap - 1110m
 06 December 2024 - 17:27
 Track Rating: Soft 7, Weather: Fine, Rail Position: +10m Entire



BRISBANE
 RACING CLUB

Section	Overall	1000m	800m	600m	400m	200m
Section Times	1:06.71 [9] (0:08.72)	0:57.99 [6] (0:10.91)	0:47.08 [6] (0:10.94)	0:36.14 [5] (0:11.22)	0:24.92 [5] (0:11.63)	0:13.29 [8] (0:13.29)
Average Speed [km/h]	45.6	65.7	64.8	63.1	61.5	54.2
Top Speed [km/h]	65.9	66.7	65.3	65.3	62.9	59.8
Avg. Dist. to Rail [m]	0.5	0.9	3.2	3.3	1.0	1.0
Avg. Stride Freq. [Hz]	2.4	2.5	2.5	2.4	2.4	2.2
Avg. Stride Length [m]	5.8	7.3	7.3	7.3	7.2	6.7



- [] Ranking at each section and finish
- .-.- No data available at this section
- NA No data available