



Doomben QLD Professional

Race 2: XXXX Maiden Plate - 1200m

06 December 2024 - 14:04



BRISBANE
RACING CLUB

Track Rating: Soft 7, Weather: Fine, Rail Position: +10m Entire

Section													Last 600m	
Field Times		Overall	1000m	800m	600m	400m	200m						0:34.56	
		1:11.56 (0:13.68)	0:57.88 (0:11.50)	0:46.38 (0:11.82)	0:34.56 (0:11.59)	0:22.97 (0:11.13)	0:11.84 (0:11.84)							
Rank	TAB Horse/Jockey	Barrier	Top Speed [km/h]	Fastest Section								Margin	Distance Travelled [m]	
1	11 CREATIVITY MISS Nikita Beriman	5	67.0 400m	0:10.95 400m	1:11.56 [1] (0:13.87)	0:57.69 [2] (0:11.75)	0:45.94 [2] (0:11.79)	0:34.15 [2] (0:11.42)	0:22.73 [2] (0:10.95)	0:11.78 [2] (0:11.78)	1:11.56	0:34.15		
2	12 SIRKEL Taylor Marshall	4	65.8 400m	0:11.06 400m	1:11.64 [2] (0:14.26)	0:57.38 [5] (0:11.66)	0:45.72 [6] (0:11.65)	0:34.07 [4] (0:11.40)	0:22.67 [3] (0:11.06)	0:11.61 [3] (0:11.61)	0.47L	0:34.07	+2	
3	4 ECCLESTONE Angela Jones	9	66.9 400m	0:11.13 400m	1:11.67 [3] (0:13.68)	0:57.99 [1] (0:11.50)	0:46.49 [1] (0:11.82)	0:34.67 [1] (0:11.59)	0:23.08 [1] (0:11.13)	0:11.95 [1] (0:11.95)	0.65L	0:34.67	+3	
4	9 TRAPEDO Cejay Graham	7	67.3 400m	0:10.95 400m	1:11.92 [4] (0:14.74)	0:57.18 [9] (0:11.75)	0:45.43 [9] (0:11.75)	0:33.68 [9] (0:11.30)	0:22.38 [9] (0:10.95)	0:11.43 [6] (0:11.43)	2.12L	0:33.68	-1	
5	14 BEAST OF BURDEN Jag Guthmann-Chester	2	65.5 400m	0:11.24 400m	1:12.35 [5] (0:14.31)	0:58.04 [6] (0:11.73)	0:46.31 [7] (0:11.78)	0:34.53 [7] (0:11.41)	0:23.12 [6] (0:11.24)	0:11.88 [5] (0:11.88)	4.61L	0:34.53	+4	
6	3 ALPINE RAIDER Bailey Wheeler	3	65.1 400m	0:11.36 400m	1:12.77 [6] (0:14.02)	0:58.75 [3] (0:11.73)	0:47.02 [3] (0:11.69)	0:35.33 [3] (0:11.59)	0:23.74 [4] (0:11.36)	0:12.38 [4] (0:12.38)	7.07L	0:35.33	+4	
7	10 CHAMPAGNE PROBLEMS Samantha Collett	1	64.7 400m	0:11.28 400m	1:13.01 [7] (0:14.07)	0:58.94 [4] (0:11.70)	0:47.24 [4] (0:11.88)	0:35.36 [5] (0:11.56)	0:23.80 [5] (0:11.28)	0:12.52 [7] (0:12.52)	8.53L	0:35.36	+1	
8	8 SMART BINT Cody Collis	6	65.2 1000m	0:11.48 1000m	1:13.63 [8] (0:14.35)	0:59.28 [7] (0:11.48)	0:47.80 [5] (0:11.83)	0:35.97 [6] (0:11.63)	0:24.34 [7] (0:11.71)	0:12.63 [8] (0:12.63)	12.14L	0:35.97	+5	
9	7 MERRON MOLLY Micheal Hellyer	8	64.3 600m	0:11.42 600m	1:13.83 [9] (0:14.66)	0:59.17 [8] (0:11.52)	0:47.65 [8] (0:11.75)	0:35.90 [8] (0:11.42)	0:24.48 [8] (0:11.70)	0:12.78 [9] (0:12.78)	13.33L	0:35.90	+2	

Scratched: Superzoom (#2), Herecomesantorini (#1), Chemiosmosis (#6), French Empire (#5), Missing Boundaries (#13)

[] Ranking at each section and finish
 -:-:- No data available at this section
 NA No data available

SCN Saddle cloth number
 DNF Did not finish
 DNT Did not track



Horse/Jockey Name	Creativity Miss
Final Rank	1
Fastest Section Time (Section)	0:10.95 (400m)
Top Speed [km/h] (Section)	67.0 (400m)
Race State	Finished

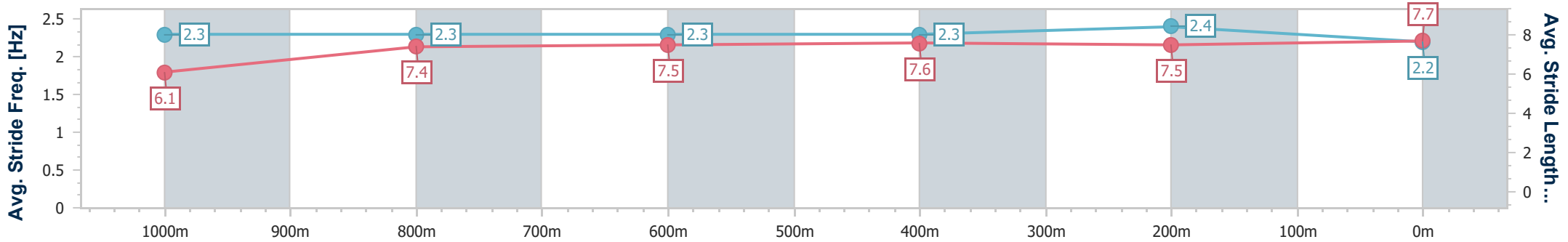
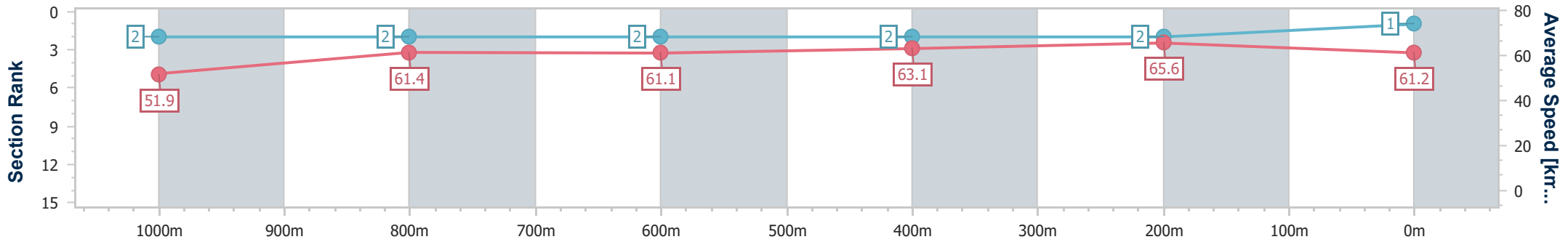


Doomben QLD Professional
Race 2: XXXX Maiden Plate - 1200m
06 December 2024 - 14:04
Track Rating: Soft 7, Weather: Fine, Rail Position: +10m Entire



BRISBANE
RACING CLUB

Section	Overall	1000m	800m	600m	400m	200m
Section Times	1:11.56 [1] (0:13.87)	0:57.69 [2] (0:11.75)	0:45.94 [2] (0:11.79)	0:34.15 [2] (0:11.42)	0:22.73 [2] (0:10.95)	0:11.78 [2] (0:11.78)
Average Speed [km/h]	51.9	61.4	61.1	63.1	65.6	61.2
Top Speed [km/h]	62.5	62.5	62.8	64.4	67.0	65.9
Avg. Dist. to Rail [m]	3.3	0.4	0.4	0.9	1.6	2.4
Avg. Stride Freq. [Hz]	2.3	2.3	2.3	2.3	2.4	2.2
Avg. Stride Length [m]	6.1	7.4	7.5	7.6	7.5	7.7



- [] Ranking at each section and finish
- .-.- No data available at this section
- NA No data available



Horse/Jockey Name	Sirkel
Final Rank	2
Fastest Section Time (Section)	0:11.06 (400m)
Top Speed [km/h] (Section)	65.8 (400m)
Race State	Finished

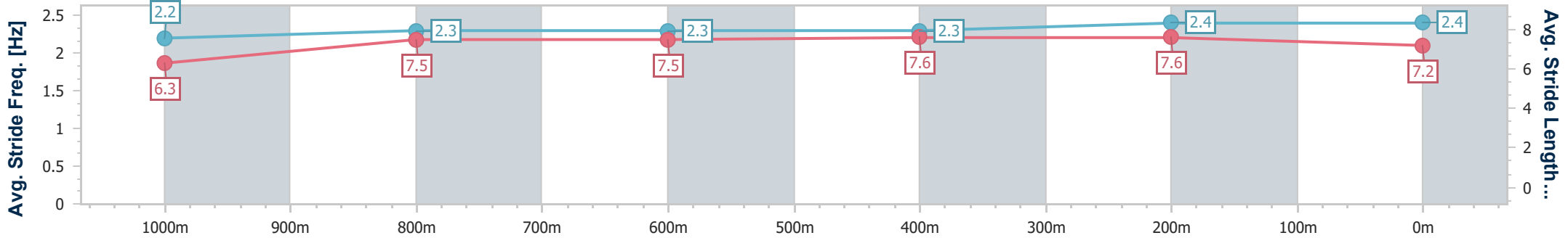
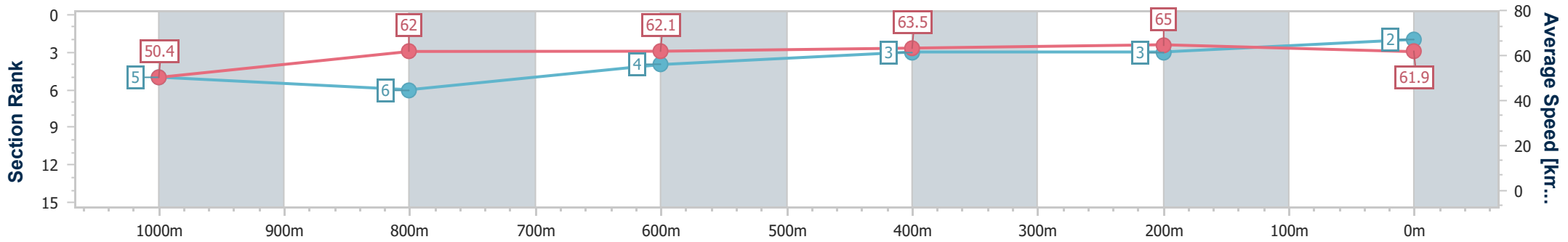


Doomben QLD Professional
Race 2: XXXX Maiden Plate - 1200m
06 December 2024 - 14:04
Track Rating: Soft 7, Weather: Fine, Rail Position: +10m Entire



BRISBANE
RACING CLUB

Section	Overall	1000m	800m	600m	400m	200m
Section Times	1:11.64 [2] (0:14.26)	0:57.38 [5] (0:11.66)	0:45.72 [6] (0:11.65)	0:34.07 [4] (0:11.40)	0:22.67 [3] (0:11.06)	0:11.61 [3] (0:11.61)
Average Speed [km/h]	50.4	62.0	62.1	63.5	65.0	61.9
Top Speed [km/h]	63.5	63.4	64.7	64.6	65.8	65.2
Avg. Dist. to Rail [m]	2.7	1.5	1.1	0.4	1.6	1.9
Avg. Stride Freq. [Hz]	2.2	2.3	2.3	2.3	2.4	2.4
Avg. Stride Length [m]	6.3	7.5	7.5	7.6	7.6	7.2



- [] Ranking at each section and finish
- .-.- No data available at this section
- NA No data available



Horse/Jockey Name	Ecclestone
Final Rank	3
Fastest Section Time (Section)	0:11.13 (400m)
Top Speed [km/h] (Section)	66.9 (400m)
Race State	Finished

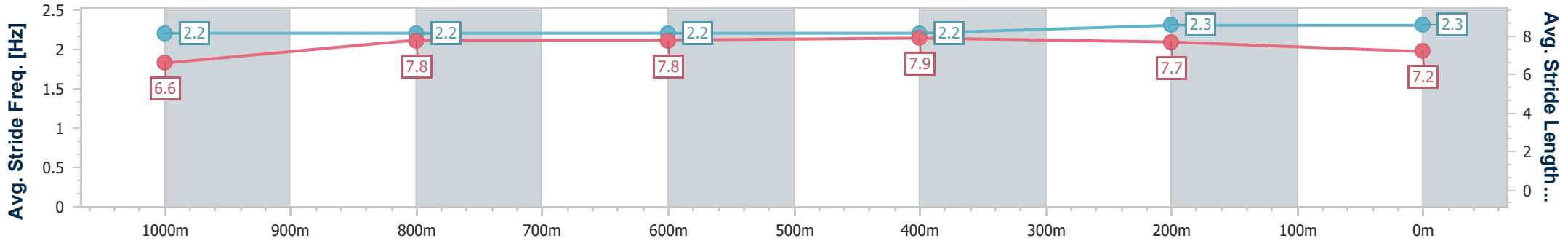
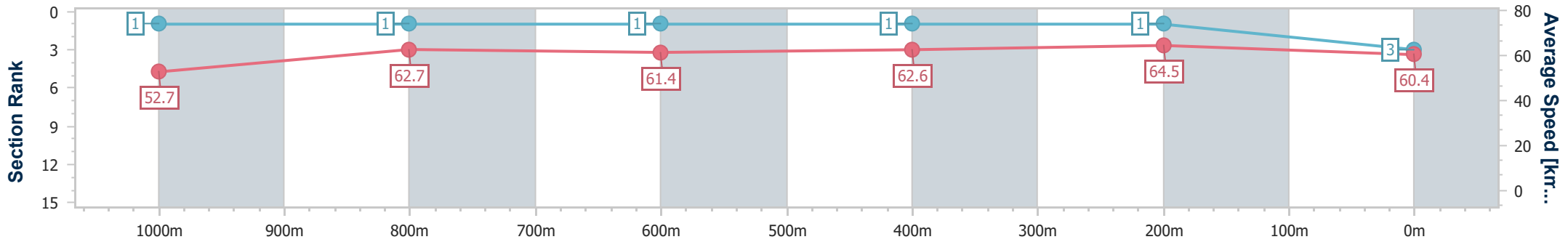


Doomben QLD Professional
Race 2: XXXX Maiden Plate - 1200m
06 December 2024 - 14:04
Track Rating: Soft 7, Weather: Fine, Rail Position: +10m Entire



BRISBANE
 RACING CLUB

Section	Overall	1000m	800m	600m	400m	200m
Section Times	1:11.67 [3] (0:13.68)	0:57.99 [1] (0:11.50)	0:46.49 [1] (0:11.82)	0:34.67 [1] (0:11.59)	0:23.08 [1] (0:11.13)	0:11.95 [1] (0:11.95)
Average Speed [km/h]	52.7	62.7	61.4	62.6	64.5	60.4
Top Speed [km/h]	65.0	64.8	61.7	64.3	66.9	64.4
Avg. Dist. to Rail [m]	4.2	0.6	1.3	1.2	1.0	0.7
Avg. Stride Freq. [Hz]	2.2	2.2	2.2	2.2	2.3	2.3
Avg. Stride Length [m]	6.6	7.8	7.8	7.9	7.7	7.2



- [] Ranking at each section and finish
- .-.- No data available at this section
- NA No data available



Horse/Jockey Name	Trapedo
Final Rank	4
Fastest Section Time (Section)	0:10.95 (400m)
Top Speed [km/h] (Section)	67.3 (400m)
Race State	Finished

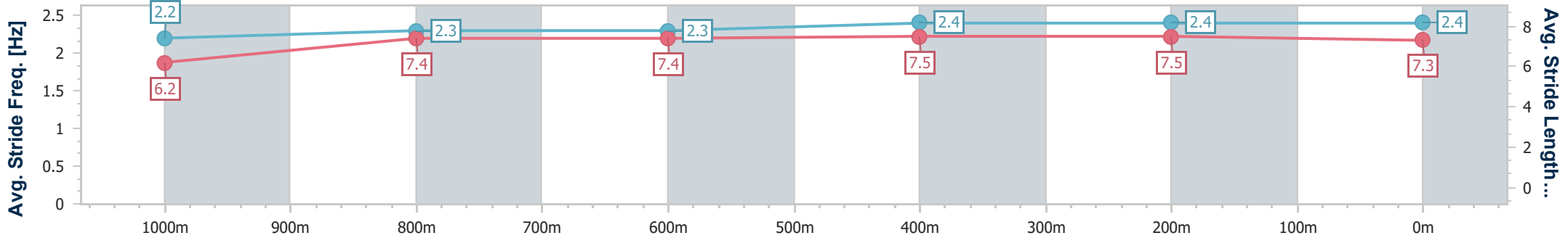
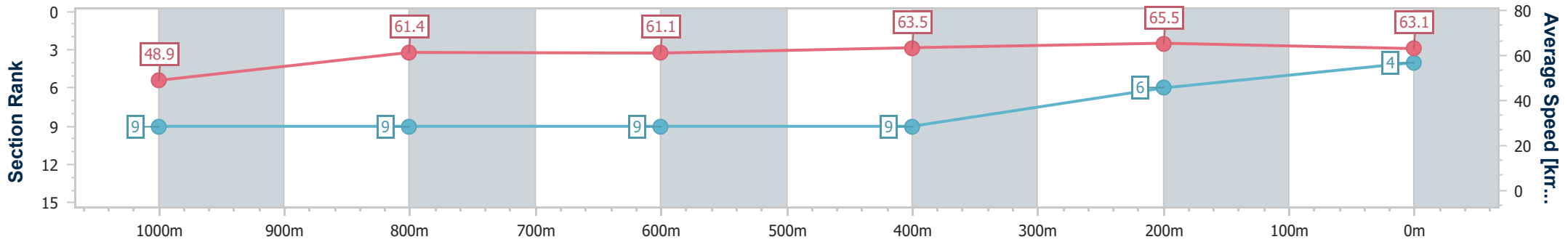


Doomben QLD Professional
Race 2: XXXX Maiden Plate - 1200m
06 December 2024 - 14:04
Track Rating: Soft 7, Weather: Fine, Rail Position: +10m Entire



BRISBANE
RACING CLUB

Section	Overall	1000m	800m	600m	400m	200m
Section Times	1:11.92 [4] (0:14.74)	0:57.18 [9] (0:11.75)	0:45.43 [9] (0:11.75)	0:33.68 [9] (0:11.30)	0:22.38 [9] (0:10.95)	0:11.43 [6] (0:11.43)
Average Speed [km/h]	48.9	61.4	61.1	63.5	65.5	63.1
Top Speed [km/h]	61.6	62.3	63.4	65.5	67.3	66.1
Avg. Dist. to Rail [m]	4.0	0.6	0.3	1.1	1.4	0.6
Avg. Stride Freq. [Hz]	2.2	2.3	2.3	2.4	2.4	2.4
Avg. Stride Length [m]	6.2	7.4	7.4	7.5	7.5	7.3



- [] Ranking at each section and finish
- .-.- No data available at this section
- NA No data available



Horse/Jockey Name	Beast Of Burden
Final Rank	5
Fastest Section Time (Section)	0:11.24 (400m)
Top Speed [km/h] (Section)	65.5 (400m)
Race State	Finished

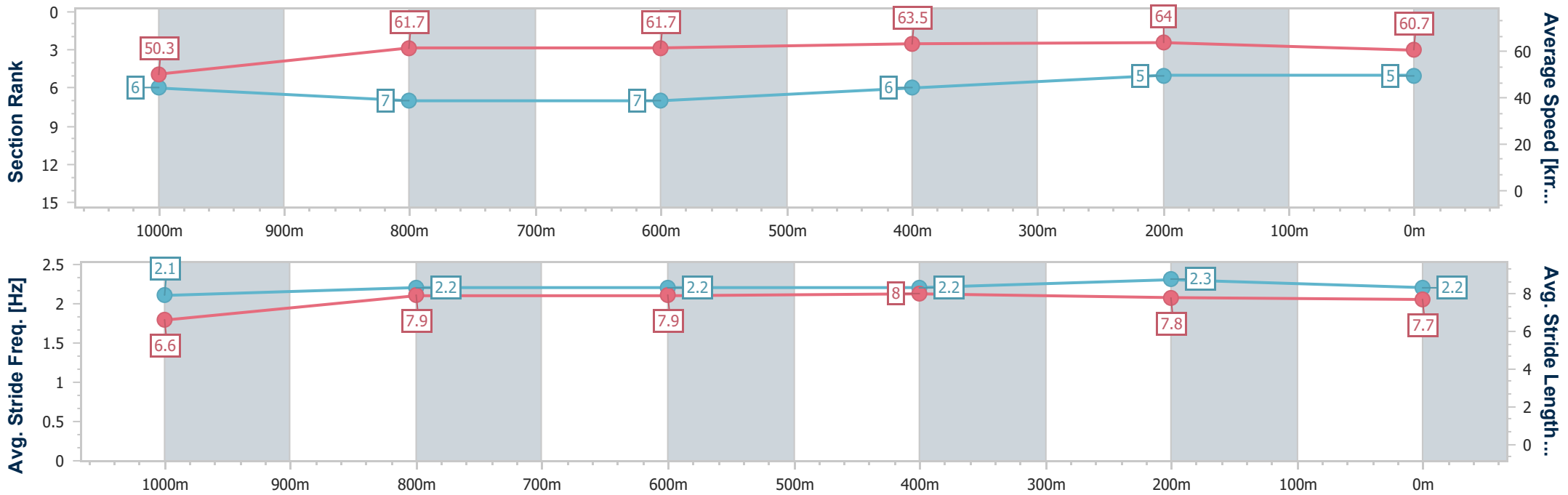


Doomben QLD Professional
Race 2: XXXX Maiden Plate - 1200m
06 December 2024 - 14:04
Track Rating: Soft 7, Weather: Fine, Rail Position: +10m Entire



BRISBANE
RACING CLUB

Section	Overall	1000m	800m	600m	400m	200m
Section Times	1:12.35 [5] (0:14.31)	0:58.04 [6] (0:11.73)	0:46.31 [7] (0:11.78)	0:34.53 [7] (0:11.41)	0:23.12 [6] (0:11.24)	0:11.88 [5] (0:11.88)
Average Speed [km/h]	50.3	61.7	61.7	63.5	64.0	60.7
Top Speed [km/h]	62.1	63.5	63.8	64.3	65.5	64.5
Avg. Dist. to Rail [m]	1.2	1.0	1.9	1.0	2.3	4.3
Avg. Stride Freq. [Hz]	2.1	2.2	2.2	2.2	2.3	2.2
Avg. Stride Length [m]	6.6	7.9	7.9	8.0	7.8	7.7



- [] Ranking at each section and finish
- .-.- No data available at this section
- NA No data available



Horse/Jockey Name	Alpine Raider
Final Rank	6
Fastest Section Time (Section)	0:11.36 (400m)
Top Speed [km/h] (Section)	65.1 (400m)
Race State	Finished

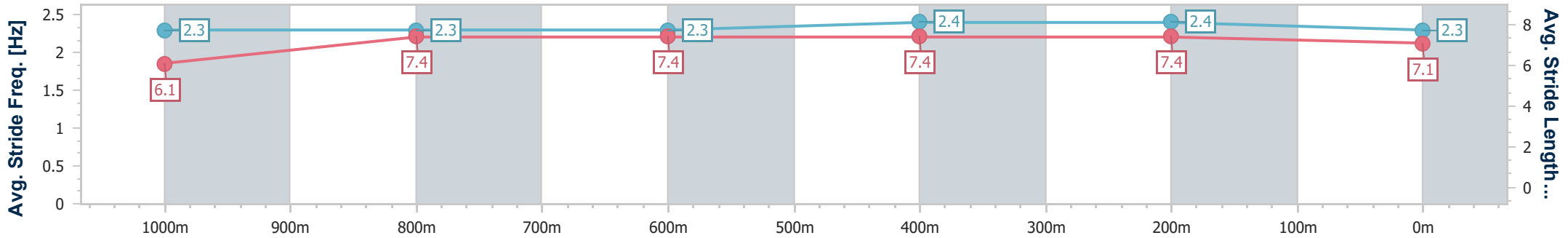
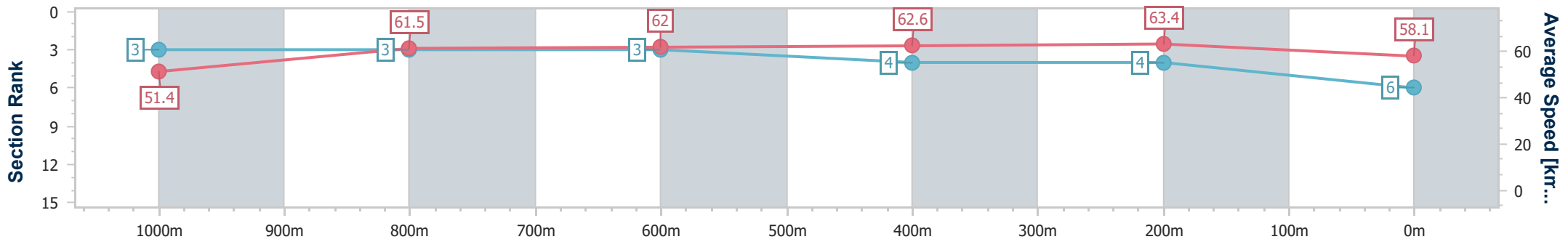


Doomben QLD Professional
Race 2: XXXX Maiden Plate - 1200m
06 December 2024 - 14:04
Track Rating: Soft 7, Weather: Fine, Rail Position: +10m Entire



BRISBANE
RACING CLUB

Section	Overall	1000m	800m	600m	400m	200m
Section Times	1:12.77 [6] (0:14.02)	0:58.75 [3] (0:11.73)	0:47.02 [3] (0:11.69)	0:35.33 [3] (0:11.59)	0:23.74 [4] (0:11.36)	0:12.38 [4]
Average Speed [km/h]	51.4	61.5	62.0	62.6	63.4	58.1
Top Speed [km/h]	64.2	64.0	63.9	63.9	65.1	62.8
Avg. Dist. to Rail [m]	2.5	1.5	1.1	1.1	2.7	3.9
Avg. Stride Freq. [Hz]	2.3	2.3	2.3	2.4	2.4	2.3
Avg. Stride Length [m]	6.1	7.4	7.4	7.4	7.4	7.1



- [] Ranking at each section and finish
- .-.- No data available at this section
- NA No data available



Horse/Jockey Name	Champagne Problems
Final Rank	7
Fastest Section Time (Section)	0:11.28 (400m)
Top Speed [km/h] (Section)	64.7 (400m)
Race State	Finished

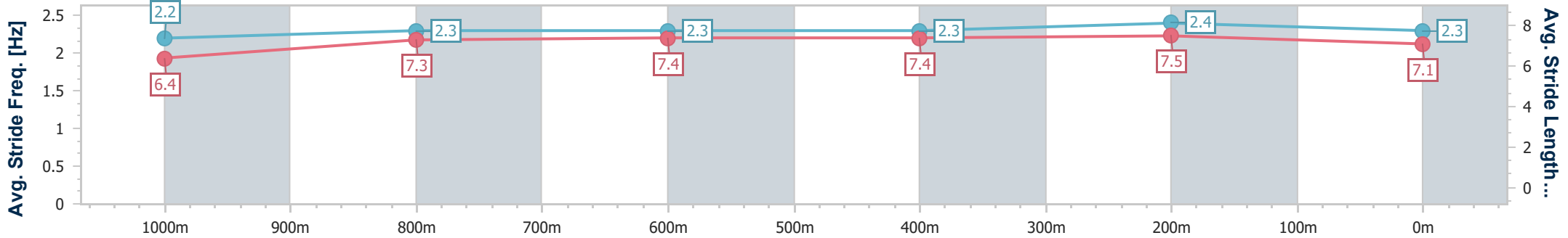
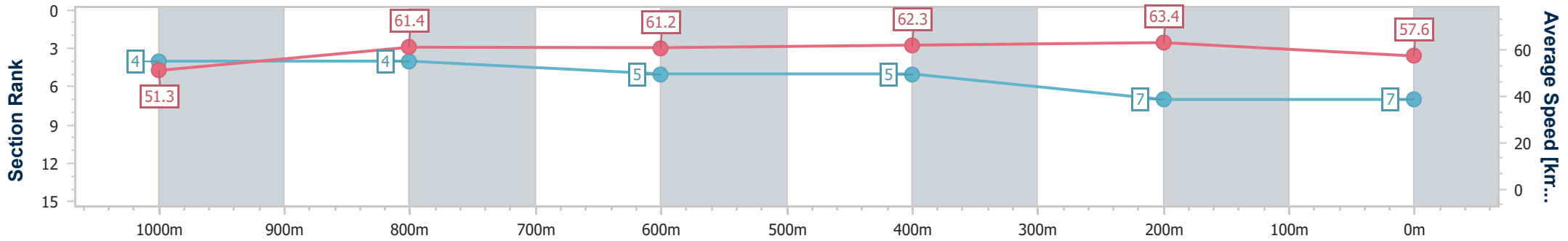


Doomben QLD Professional
Race 2: XXXX Maiden Plate - 1200m
06 December 2024 - 14:04
Track Rating: Soft 7, Weather: Fine, Rail Position: +10m Entire



BRISBANE
RACING CLUB

Section	Overall	1000m	800m	600m	400m	200m
Section Times	1:13.01 [7] (0:14.07)	0:58.94 [4] (0:11.70)	0:47.24 [4] (0:11.88)	0:35.36 [5] (0:11.56)	0:23.80 [5] (0:11.28)	0:12.52 [7] (0:12.52)
Average Speed [km/h]	51.3	61.4	61.2	62.3	63.4	57.6
Top Speed [km/h]	62.6	62.6	62.9	63.4	64.7	62.8
Avg. Dist. to Rail [m]	1.0	0.6	1.3	0.5	1.4	1.6
Avg. Stride Freq. [Hz]	2.2	2.3	2.3	2.3	2.4	2.3
Avg. Stride Length [m]	6.4	7.3	7.4	7.4	7.5	7.1



- [] Ranking at each section and finish
- .-.- No data available at this section
- NA No data available



Horse/Jockey Name	Smart Bint
Final Rank	8
Fastest Section Time (Section)	0:11.48 (1000m)
Top Speed [km/h] (Section)	65.2 (1000m)
Race State	Finished

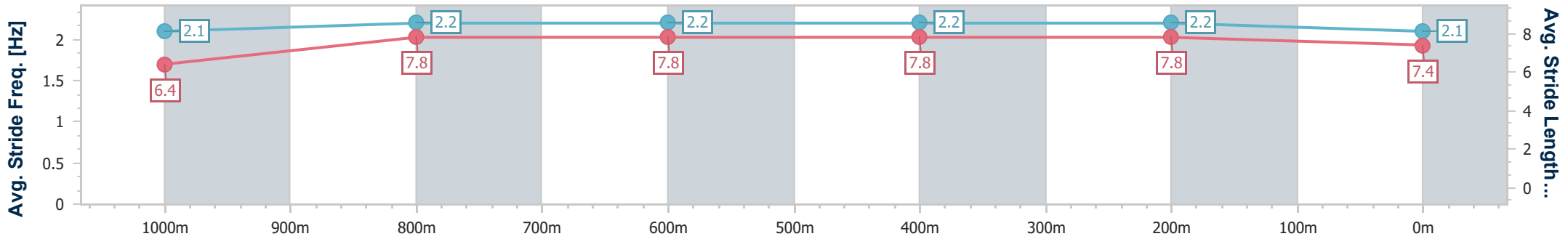
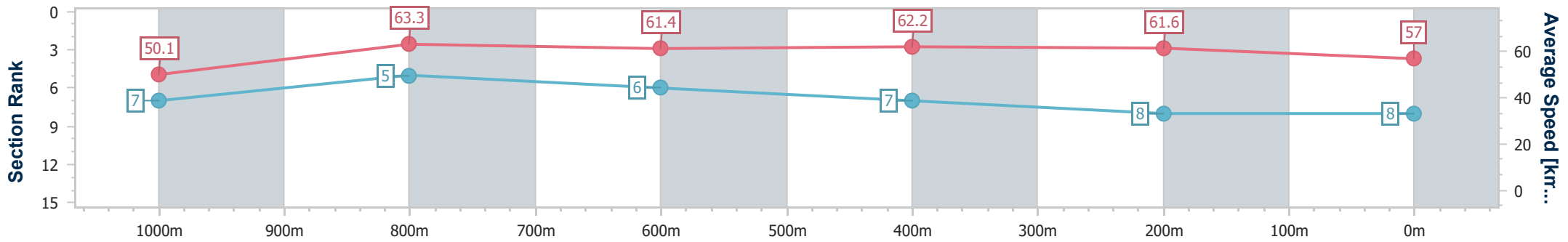


Doomben QLD Professional
Race 2: XXXX Maiden Plate - 1200m
06 December 2024 - 14:04
Track Rating: Soft 7, Weather: Fine, Rail Position: +10m Entire



BRISBANE
 RACING CLUB

Section	Overall	1000m	800m	600m	400m	200m
Section Times	1:13.63 [8] (0:14.35)	0:59.28 [7] (0:11.48)	0:47.80 [5] (0:11.83)	0:35.97 [6] (0:11.63)	0:24.34 [7] (0:11.71)	0:12.63 [8] (0:12.63)
Average Speed [km/h]	50.1	63.3	61.4	62.2	61.6	57.0
Top Speed [km/h]	63.0	65.2	62.6	63.2	62.4	60.3
Avg. Dist. to Rail [m]	3.9	2.3	2.1	0.7	2.0	2.6
Avg. Stride Freq. [Hz]	2.1	2.2	2.2	2.2	2.2	2.1
Avg. Stride Length [m]	6.4	7.8	7.8	7.8	7.8	7.4



- [] Ranking at each section and finish
- .-.- No data available at this section
- NA No data available



Horse/Jockey Name	Merron Molly
Final Rank	9
Fastest Section Time (Section)	0:11.42 (600m)
Top Speed [km/h] (Section)	64.3 (600m)
Race State	Finished

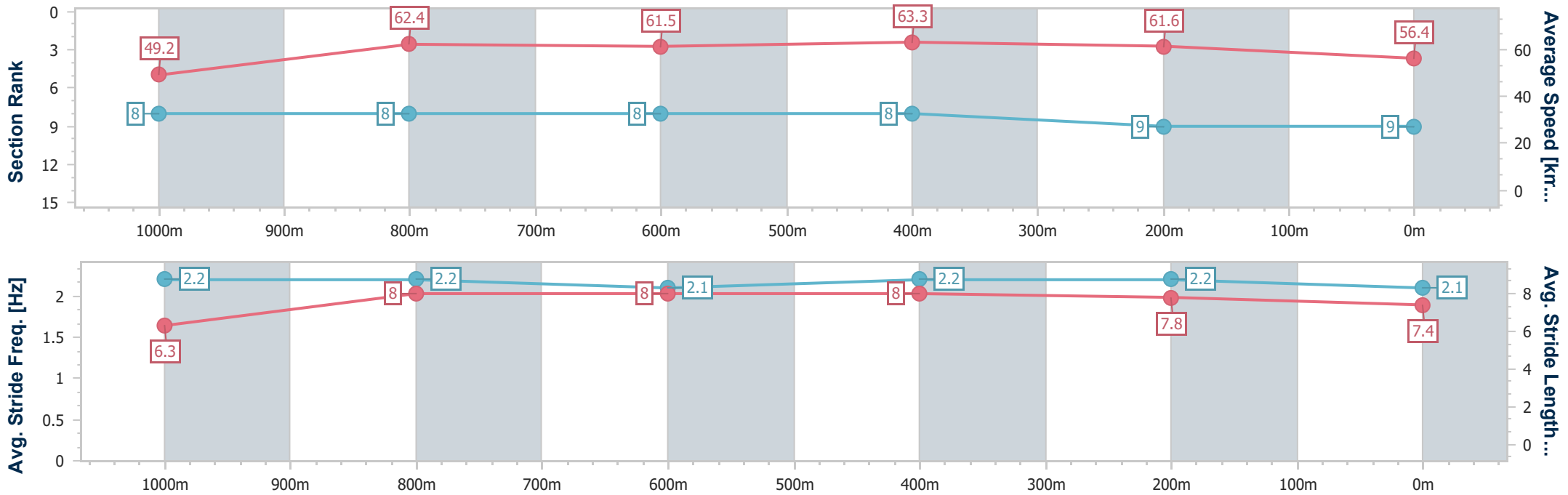


Doomben QLD Professional
Race 2: XXXX Maiden Plate - 1200m
06 December 2024 - 14:04
Track Rating: Soft 7, Weather: Fine, Rail Position: +10m Entire



BRISBANE
RACING CLUB

Section	Overall	1000m	800m	600m	400m	200m
Section Times	1:13.83 [9] (0:14.66)	0:59.17 [8] (0:11.52)	0:47.65 [8] (0:11.75)	0:35.90 [8] (0:11.42)	0:24.48 [8] (0:11.70)	0:12.78 [9] (0:12.78)
Average Speed [km/h]	49.2	62.4	61.5	63.3	61.6	56.4
Top Speed [km/h]	62.6	63.5	64.1	64.3	62.6	59.9
Avg. Dist. to Rail [m]	4.5	1.0	0.5	0.3	2.6	4.0
Avg. Stride Freq. [Hz]	2.2	2.2	2.1	2.2	2.2	2.1
Avg. Stride Length [m]	6.3	8.0	8.0	8.0	7.8	7.4



- [] Ranking at each section and finish
- .-.- No data available at this section
- NA No data available