



# Doomben QLD Professional

## Race 1: GIRLS DAY OUT 1 MARCH Maiden Plate - 1660m

06 December 2024 - 13:27



BRISBANE  
RACING CLUB

Track Rating: Heavy 8, Weather: Fine, Rail Position: +10m Entire

Section		Field Times												
Overall	1400m	1200m	1000m	800m	600m	400m	Last 600m							
1:41.45 (0:17.46)	1:23.99 (0:11.65)	1:12.34 (0:11.84)	1:00.50 (0:12.26)	0:48.24 (0:12.40)	0:35.84 (0:12.09)	0:23.75 (0:11.63)	0:35.84							
Rank	TAB	Horse/Jockey	Barrier	Top Speed [km/h]	Fastest Section								Distance Travelled [m]	
1	6	BLUEPINOT James Orman	1	64.4 400m	0:11.47 400m	1:41.45 [1] (0:17.96)	1:23.49 [4] (0:11.50)	1:11.99 [3] (0:11.95)	1:00.04 [3] (0:12.27)	0:47.77 [4] (0:12.31)	0:35.46 [4] (0:11.93)	0:23.53 [3] (0:11.47)	0:35.46	
2	4	PHAROAH'S PROPHECY Ron Stewart	8	64.1 Overall	0:11.63 400m	1:41.65 [2] (0:17.46)	1:24.19 [1] (0:11.83)	1:12.36 [2] (0:11.91)	1:00.45 [2] (0:12.19)	0:48.26 [2] (0:12.37)	0:35.89 [2] (0:11.94)	0:23.95 [1] (0:11.63)	0:35.89	+4
3	10	MISS REILLY Andrew Mallyon	2	63.1 1400m	0:11.68 1400m	1:42.68 [3] (0:18.24)	1:24.44 [8] (0:11.68)	1:12.76 [5] (0:11.80)	1:00.96 [5] (0:12.18)	0:48.78 [6] (0:12.27)	0:36.51 [5] (0:12.02)	0:24.49 [5] (0:11.70)	0:36.51	-3
4	2	BIT OF GRUNT Nikita Beriman	7	62.9 Overall	0:11.82 1400m	1:42.75 [4] (0:17.70)	1:25.05 [3] (0:11.82)	1:13.23 [4] (0:11.98)	1:01.25 [4] (0:12.16)	0:49.09 [3] (0:12.32)	0:36.77 [3] (0:12.12)	0:24.65 [4] (0:11.82)	0:36.77	-1
5	7	CAESAR CAKE Jake Bayliss	3	63.6 Overall	0:11.77 1200m	1:42.87 [5] (0:18.23)	1:24.64 [7] (0:11.93)	1:12.71 [7] (0:11.77)	1:00.94 [7] (0:12.20)	0:48.74 [7] (0:12.18)	0:36.56 [8] (0:11.90)	0:24.66 [6] (0:11.82)	0:36.56	+0
6	9	KATERINI Bailey Wheeler	6	65.0 Overall	0:11.76 1200m	1:42.91 [6] (0:18.11)	1:24.80 [6] (0:12.14)	1:12.66 [8] (0:11.76)	1:00.90 [8] (0:12.22)	0:48.68 [8] (0:12.08)	0:36.60 [7] (0:12.02)	0:24.58 [7] (0:11.82)	0:36.60	+7
7	5	RUMBLING BOY Adin Thompson	4	65.3 Overall	0:11.60 1400m	1:44.76 [7] (0:17.51)	1:27.25 [2] (0:11.60)	1:15.65 [1] (0:11.84)	1:03.81 [1] (0:12.26)	0:51.55 [1] (0:12.40)	0:39.15 [1] (0:12.22)	0:26.93 [2] (0:12.49)	0:39.15	-3
8	8	HONOUR MISSION Micheal Hellyer	5	64.8 Overall	0:11.83 1200m	1:48.07 [8] (0:18.08)	1:29.99 [5] (0:11.89)	1:18.10 [6] (0:11.83)	1:06.27 [6] (0:12.07)	0:54.20 [5] (0:12.30)	0:41.90 [6] (0:12.70)	0:29.20 [8] (0:13.39)	0:41.90	+1

Scratched: Before The Thunder (#1), Nagamie (#3)

[ ] Ranking at each section and finish  
 -:-:- No data available at this section  
 NA No data available

SCN Saddle cloth number  
 DNF Did not finish  
 DNT Did not track



# Doomben QLD Professional

## Race 1: GIRLS DAY OUT 1 MARCH Maiden Plate - 1660m

06 December 2024 - 13:27



BRISBANE  
RACING CLUB

Track Rating: Heavy 8, Weather: Fine, Rail Position: +10m Entire

Section							200m			Last 600m
Field Times							0:12.12 (0:12.12)			0:35.84
Rank	TAB	Horse/Jockey	Barrier	Top Speed [km/h]	Fastest Section	Margin			Distance Travelled [m]	
1	6	<b>BLUEPINOT</b> James Orman	1	64.4 400m	0:11.47 400m	0:12.06 [2] (0:12.06)	1:41.45		0:35.46	
2	4	<b>PHAROAH'S PROPHECY</b> Ron Stewart	8	64.1 Overall	0:11.63 400m	0:12.32 [1] (0:12.32)	1.16L		0:35.89 +4	
3	10	<b>MISS REILLY</b> Andrew Mallyon	2	63.1 1400m	0:11.68 1400m	0:12.79 [3] (0:12.79)	7.25L		0:36.51 -3	
4	2	<b>BIT OF GRUNT</b> Nikita Beriman	7	62.9 Overall	0:11.82 1400m	0:12.83 [4] (0:12.83)	7.63L		0:36.77 -1	
5	7	<b>CAESAR CAKE</b> Jake Bayliss	3	63.6 Overall	0:11.77 1200m	0:12.84 [5] (0:12.84)	8.35L		0:36.56 +0	
6	9	<b>KATERINI</b> Bailey Wheeler	6	65.0 Overall	0:11.76 1200m	0:12.76 [6] (0:12.76)	8.58L		0:36.60 +7	
7	5	<b>RUMBLING BOY</b> Adin Thompson	4	65.3 Overall	0:11.60 1400m	0:14.44 [7] (0:14.44)	19.48L		0:39.15 -3	
8	8	<b>HONOUR MISSION</b> Micheal Hellyer	5	64.8 Overall	0:11.83 1200m	0:15.81 [8] (0:15.81)	38.94L		0:41.90 +1	

Scratched: Before The Thunder (#1), Nagamie (#3)



Horse/Jockey Name	Bluepinot
Final Rank	1
Fastest Section Time (Section)	0:11.47 (400m)
Top Speed [km/h] (Section)	64.4 (400m)
Race State	Finished



Doomben QLD Professional

Race 1: GIRLS DAY OUT 1 MARCH Maiden Plate - 1660m

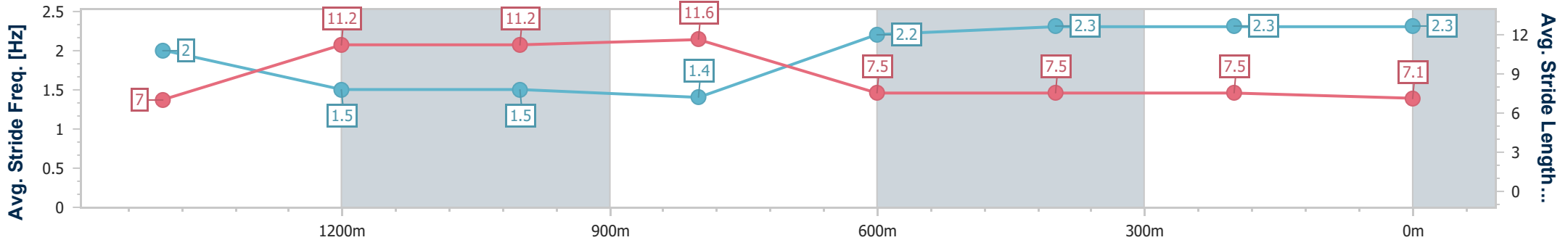
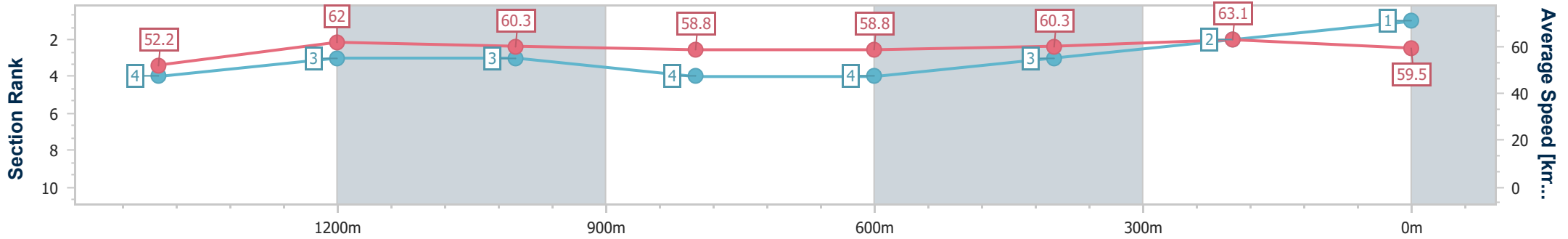
06 December 2024 - 13:27

Track Rating: Heavy 8, Weather: Fine, Rail Position: +10m Entire



BRISBANE RACING CLUB

Section	Overall	1400m	1200m	1000m	800m	600m	400m	200m
Section Times	1:41.45 [1] (0:17.96)	1:23.49 [4] (0:11.50)	1:11.99 [3] (0:11.95)	1:00.04 [3] (0:12.27)	0:47.77 [4] (0:12.31)	0:35.46 [4] (0:11.93)	0:23.53 [3] (0:11.47)	0:12.06 [2] (0:12.06)
Average Speed [km/h]	52.2	62.0	60.3	58.8	58.8	60.3	63.1	59.5
Top Speed [km/h]	63.2	64.3	61.8	61.1	60.4	62.2	64.4	63.1
Avg. Dist. to Rail [m]	1.3	1.1	0.2	0.7	0.6	0.9	0.7	2.1
Avg. Stride Freq. [Hz]	2.0	1.5	1.5	1.4	2.2	2.3	2.3	2.3
Avg. Stride Length [m]	7.0	11.2	11.2	11.6	7.5	7.5	7.5	7.1



- [ ] Ranking at each section and finish
- .-.- No data available at this section
- NA No data available



Horse/Jockey Name	Pharoah's Prophecy
Final Rank	2
Fastest Section Time (Section)	0:11.63 (400m)
Top Speed [km/h] (Section)	64.1 (Overall)
Race State	Finished



Doomben QLD Professional

Race 1: GIRLS DAY OUT 1 MARCH Maiden Plate - 1660m

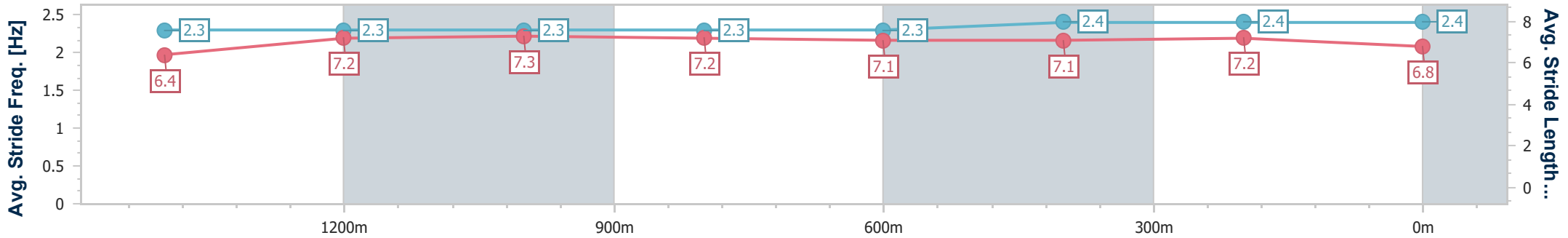
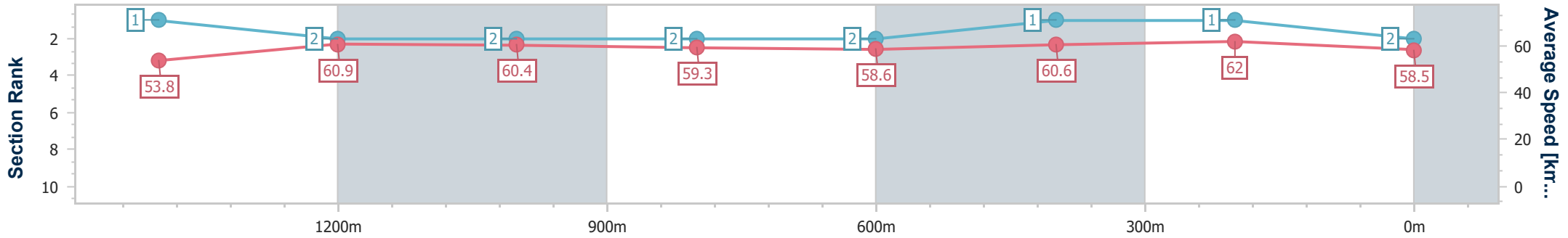
06 December 2024 - 13:27

Track Rating: Heavy 8, Weather: Fine, Rail Position: +10m Entire



BRISBANE RACING CLUB

Section	Overall	1400m	1200m	1000m	800m	600m	400m	200m
Section Times	1:41.65 [2] (0:17.46)	1:24.19 [1] (0:11.83)	1:12.36 [2] (0:11.91)	1:00.45 [2] (0:12.19)	0:48.26 [2] (0:12.37)	0:35.89 [2] (0:11.94)	0:23.95 [1] (0:11.63)	0:12.32 [1] (0:12.32)
Average Speed [km/h]	53.8	60.9	60.4	59.3	58.6	60.6	62.0	58.5
Top Speed [km/h]	64.1	62.1	61.5	61.1	59.3	62.4	63.9	61.9
Avg. Dist. to Rail [m]	2.5	0.5	0.5	0.9	1.7	1.2	0.4	0.4
Avg. Stride Freq. [Hz]	2.3	2.3	2.3	2.3	2.3	2.4	2.4	2.4
Avg. Stride Length [m]	6.4	7.2	7.3	7.2	7.1	7.1	7.2	6.8



- [ ] Ranking at each section and finish
- .-.- No data available at this section
- NA No data available



Horse/Jockey Name	Miss Reilly
Final Rank	3
Fastest Section Time (Section)	0:11.68 (1400m)
Top Speed [km/h] (Section)	63.1 (1400m)
Race State	Finished



Doomben QLD Professional

Race 1: GIRLS DAY OUT 1 MARCH Maiden Plate - 1660m

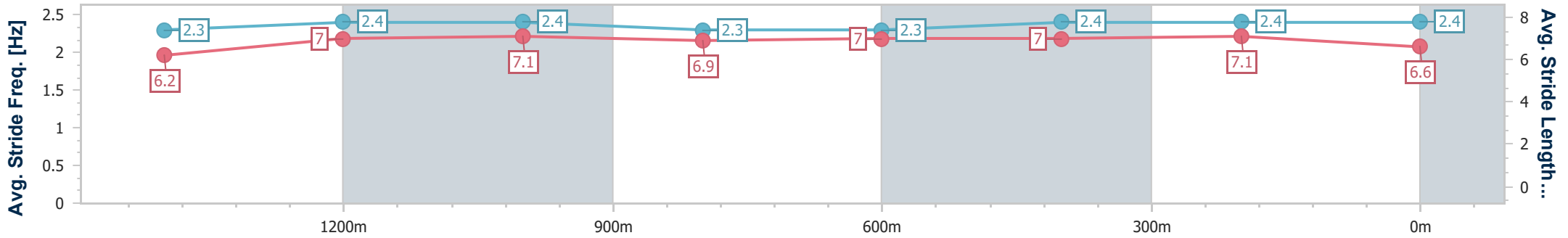
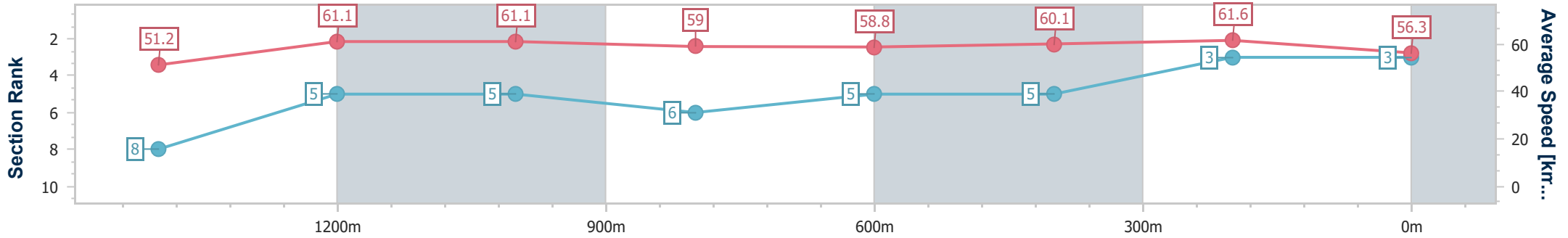
06 December 2024 - 13:27

Track Rating: Heavy 8, Weather: Fine, Rail Position: +10m Entire



BRISBANE RACING CLUB

Section	Overall	1400m	1200m	1000m	800m	600m	400m	200m
Section Times	1:42.68 [3] (0:18.24)	1:24.44 [8] (0:11.68)	1:12.76 [5] (0:11.80)	1:00.96 [5] (0:12.18)	0:48.78 [6] (0:12.27)	0:36.51 [5] (0:12.02)	0:24.49 [5] (0:11.70)	0:12.79 [3] (0:12.79)
Average Speed [km/h]	51.2	61.1	61.1	59.0	58.8	60.1	61.6	56.3
Top Speed [km/h]	62.9	63.1	62.1	60.4	60.1	61.2	62.2	59.3
Avg. Dist. to Rail [m]	1.9	1.9	1.2	0.4	0.9	0.5	0.8	2.1
Avg. Stride Freq. [Hz]	2.3	2.4	2.4	2.3	2.3	2.4	2.4	2.4
Avg. Stride Length [m]	6.2	7.0	7.1	6.9	7.0	7.0	7.1	6.6



- [ ] Ranking at each section and finish
- .-.- No data available at this section
- NA No data available



Horse/Jockey Name	Bit Of Grunt
Final Rank	4
Fastest Section Time (Section)	0:11.82 (1400m)
Top Speed [km/h] (Section)	62.9 (Overall)
Race State	Finished



### Doomben QLD Professional

Race 1: GIRLS DAY OUT 1 MARCH Maiden Plate - 1660m

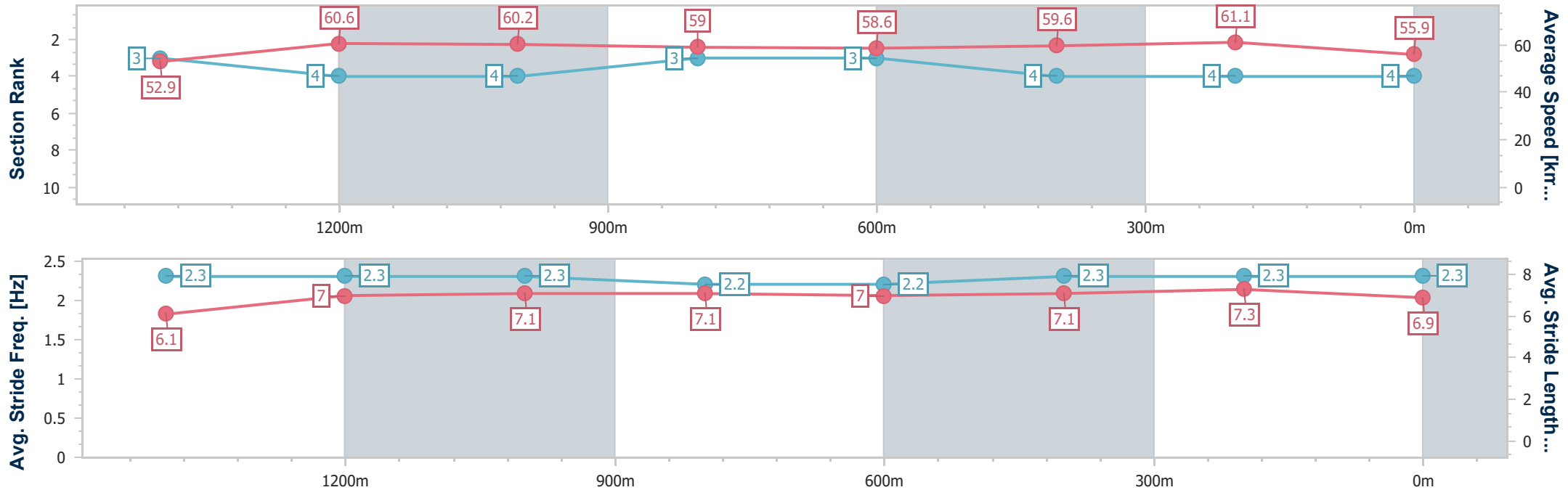
06 December 2024 - 13:27

Track Rating: Heavy 8, Weather: Fine, Rail Position: +10m Entire



BRISBANE RACING CLUB

Section	Overall	1400m	1200m	1000m	800m	600m	400m	200m
Section Times	1:42.75 [4] (0:17.70)	1:25.05 [3] (0:11.82)	1:13.23 [4] (0:11.98)	1:01.25 [4] (0:12.16)	0:49.09 [3] (0:12.32)	0:36.77 [3] (0:12.12)	0:24.65 [4] (0:11.82)	0:12.83 [4] (0:12.83)
Average Speed [km/h]	52.9	60.6	60.2	59.0	58.6	59.6	61.1	55.9
Top Speed [km/h]	62.9	61.6	60.5	59.4	59.4	60.5	61.8	60.2
Avg. Dist. to Rail [m]	0.7	0.9	0.2	0.3	0.1	0.9	1.5	2.0
Avg. Stride Freq. [Hz]	2.3	2.3	2.3	2.2	2.2	2.3	2.3	2.3
Avg. Stride Length [m]	6.1	7.0	7.1	7.1	7.0	7.1	7.3	6.9



- [ ] Ranking at each section and finish
- .-.- No data available at this section
- NA No data available



Horse/Jockey Name	Caesar Cake
Final Rank	5
Fastest Section Time (Section)	0:11.77 (1200m)
Top Speed [km/h] (Section)	63.6 (Overall)
Race State	Finished



Doomben QLD Professional

Race 1: GIRLS DAY OUT 1 MARCH Maiden Plate - 1660m

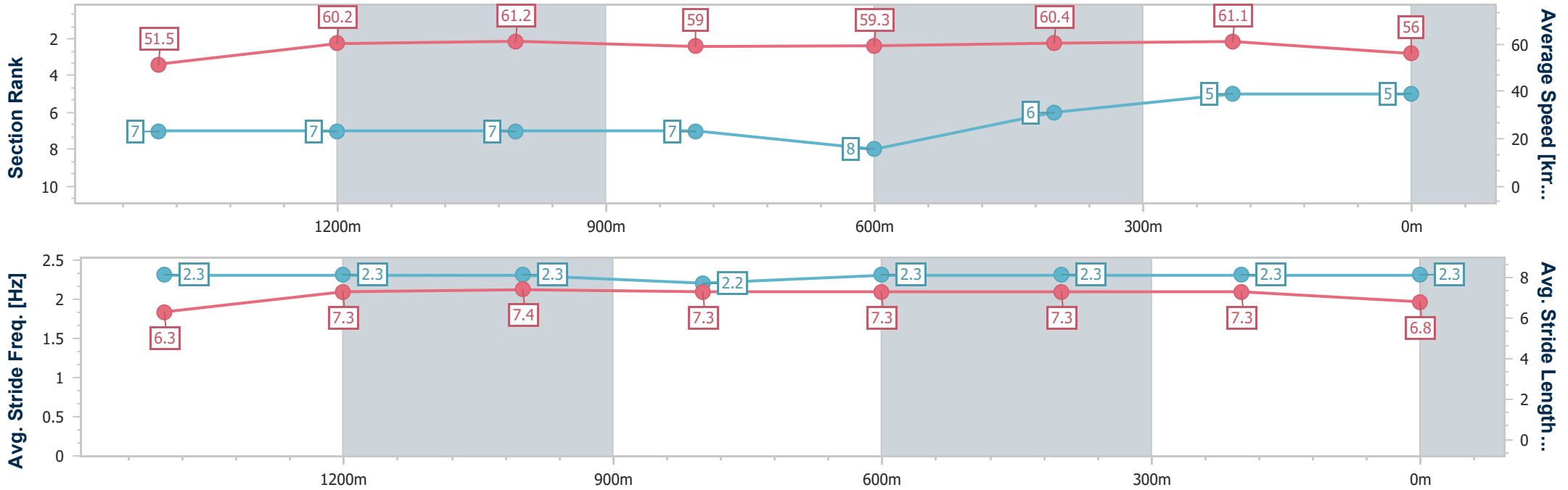
06 December 2024 - 13:27

Track Rating: Heavy 8, Weather: Fine, Rail Position: +10m Entire



BRISBANE RACING CLUB

Section	Overall	1400m	1200m	1000m	800m	600m	400m	200m
Section Times	1:42.87 [5] (0:18.23)	1:24.64 [7] (0:11.93)	1:12.71 [7] (0:11.77)	1:00.94 [7] (0:12.20)	0:48.74 [7] (0:12.18)	0:36.56 [8] (0:11.90)	0:24.66 [6] (0:11.82)	0:12.84 [5] (0:12.84)
Average Speed [km/h]	51.5	60.2	61.2	59.0	59.3	60.4	61.1	56.0
Top Speed [km/h]	63.6	62.8	62.4	60.4	60.1	61.9	62.2	59.1
Avg. Dist. to Rail [m]	0.7	0.2	0.2	0.2	0.5	0.4	2.8	3.5
Avg. Stride Freq. [Hz]	2.3	2.3	2.3	2.2	2.3	2.3	2.3	2.3
Avg. Stride Length [m]	6.3	7.3	7.4	7.3	7.3	7.3	7.3	6.8



- [ ] Ranking at each section and finish
- .-.- No data available at this section
- NA No data available



Horse/Jockey Name	Katerini
Final Rank	6
Fastest Section Time (Section)	0:11.76 (1200m)
Top Speed [km/h] (Section)	65.0 (Overall)
Race State	Finished



Doomben QLD Professional

Race 1: GIRLS DAY OUT 1 MARCH Maiden Plate - 1660m

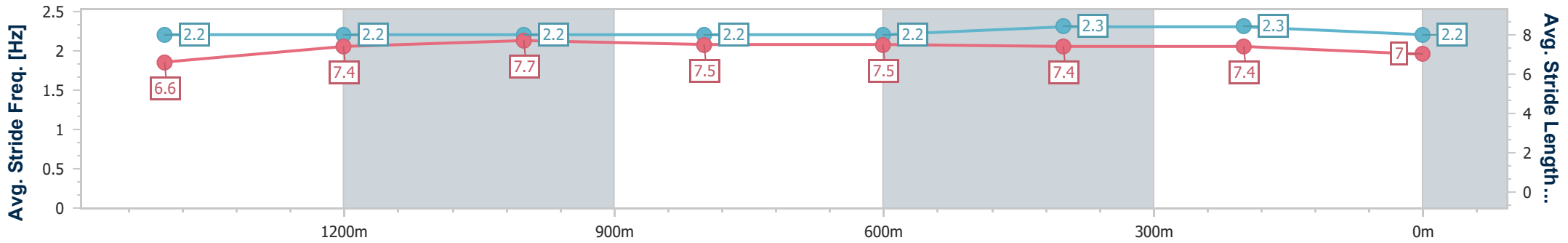
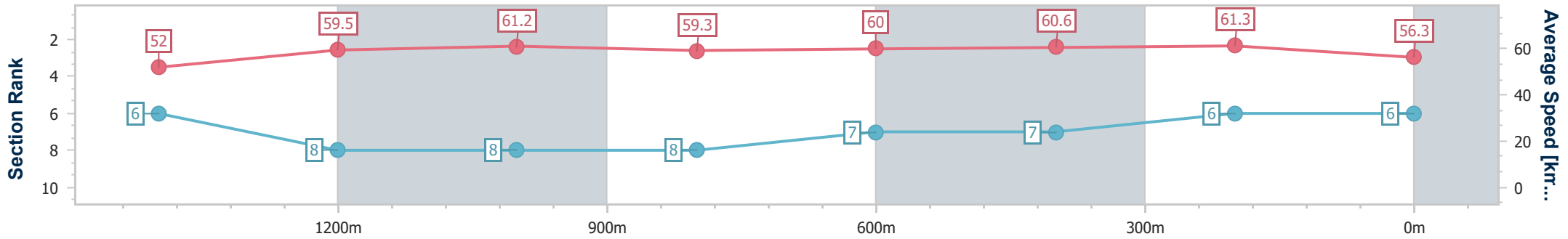
06 December 2024 - 13:27

Track Rating: Heavy 8, Weather: Fine, Rail Position: +10m Entire



BRISBANE RACING CLUB

Section	Overall	1400m	1200m	1000m	800m	600m	400m	200m
Section Times	1:42.91 [6] (0:18.11)	1:24.80 [6] (0:12.14)	1:12.66 [8] (0:11.76)	1:00.90 [8] (0:12.22)	0:48.68 [8] (0:12.08)	0:36.60 [7] (0:12.02)	0:24.58 [7] (0:11.82)	0:12.76 [6] (0:12.76)
Average Speed [km/h]	52.0	59.5	61.2	59.3	60.0	60.6	61.3	56.3
Top Speed [km/h]	65.0	63.1	62.7	60.5	61.5	61.7	62.7	59.9
Avg. Dist. to Rail [m]	1.8	1.3	1.5	1.2	1.7	2.5	3.3	4.7
Avg. Stride Freq. [Hz]	2.2	2.2	2.2	2.2	2.2	2.3	2.3	2.2
Avg. Stride Length [m]	6.6	7.4	7.7	7.5	7.5	7.4	7.4	7.0



- [ ] Ranking at each section and finish
- .-.- No data available at this section
- NA No data available





Horse/Jockey Name	Rumbling Boy
Final Rank	7
Fastest Section Time (Section)	0:11.60 (1400m)
Top Speed [km/h] (Section)	65.3 (Overall)
Race State	Finished



Doomben QLD Professional

Race 1: GIRLS DAY OUT 1 MARCH Maiden Plate - 1660m

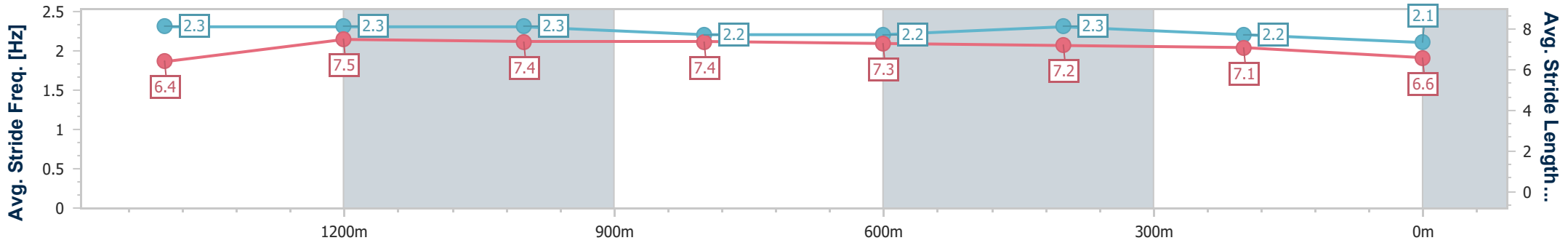
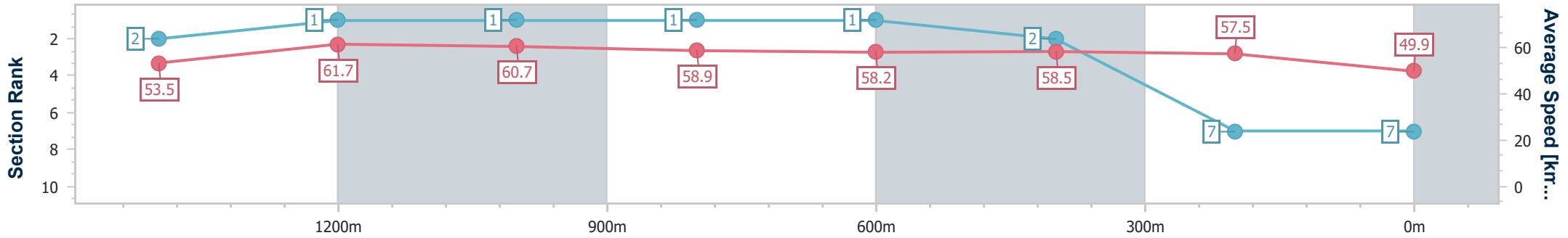
06 December 2024 - 13:27

Track Rating: Heavy 8, Weather: Fine, Rail Position: +10m Entire



BRISBANE RACING CLUB

Section	Overall	1400m	1200m	1000m	800m	600m	400m	200m
Section Times	1:44.76 [7] (0:17.51)	1:27.25 [2] (0:11.60)	1:15.65 [1] (0:11.84)	1:03.81 [1] (0:12.26)	0:51.55 [1] (0:12.40)	0:39.15 [1] (0:12.22)	0:26.93 [2] (0:12.49)	0:14.44 [7] (0:14.44)
Average Speed [km/h]	53.5	61.7	60.7	58.9	58.2	58.5	57.5	49.9
Top Speed [km/h]	65.3	63.5	61.7	60.9	59.2	59.2	58.1	55.8
Avg. Dist. to Rail [m]	1.3	0.9	0.4	0.4	0.5	0.9	0.9	0.6
Avg. Stride Freq. [Hz]	2.3	2.3	2.3	2.2	2.2	2.3	2.2	2.1
Avg. Stride Length [m]	6.4	7.5	7.4	7.4	7.3	7.2	7.1	6.6



- [ ] Ranking at each section and finish
- .-.- No data available at this section
- NA No data available



Horse/Jockey Name	Honour Mission
Final Rank	8
Fastest Section Time (Section)	0:11.83 (1200m)
Top Speed [km/h] (Section)	64.8 (Overall)
Race State	Finished



Doomben QLD Professional

Race 1: GIRLS DAY OUT 1 MARCH Maiden Plate - 1660m

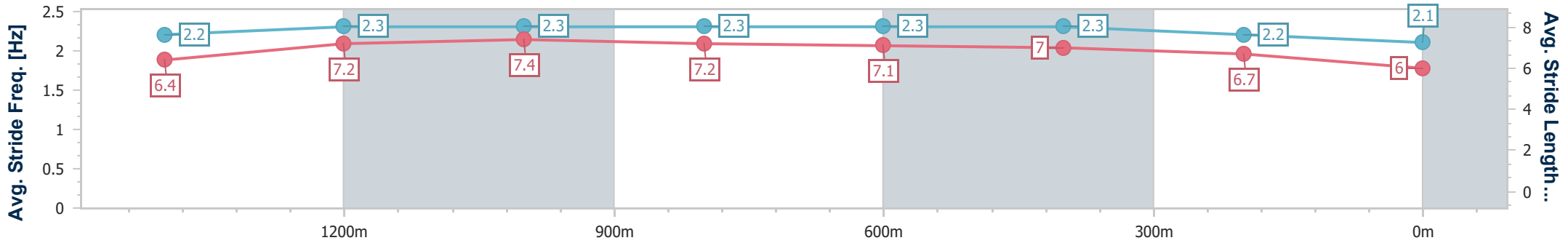
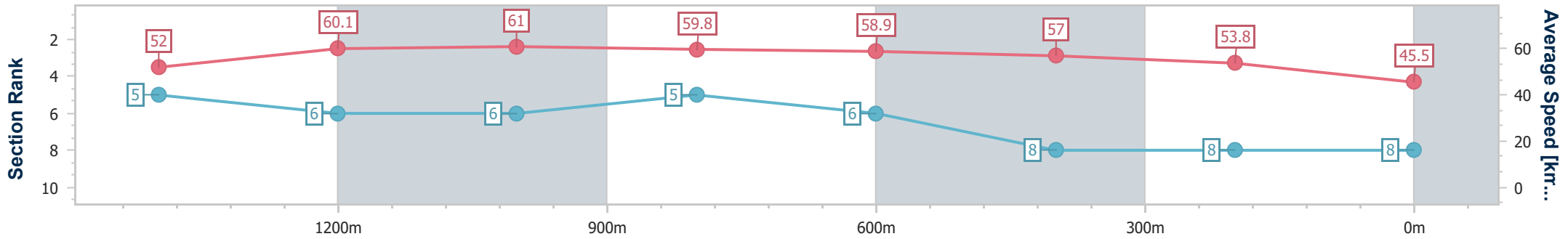
06 December 2024 - 13:27

Track Rating: Heavy 8, Weather: Fine, Rail Position: +10m Entire



BRISBANE RACING CLUB

Section	Overall	1400m	1200m	1000m	800m	600m	400m	200m
Section Times	1:48.07 [8] (0:18.08)	1:29.99 [5] (0:11.89)	1:18.10 [6] (0:11.83)	1:06.27 [6] (0:12.07)	0:54.20 [5] (0:12.30)	0:41.90 [6] (0:12.70)	0:29.20 [8] (0:13.39)	0:15.81 [8] (0:15.81)
Average Speed [km/h]	52.0	60.1	61.0	59.8	58.9	57.0	53.8	45.5
Top Speed [km/h]	64.8	61.7	62.0	61.2	59.5	59.4	55.7	50.5
Avg. Dist. to Rail [m]	0.4	0.6	0.9	0.3	1.5	1.0	0.7	1.3
Avg. Stride Freq. [Hz]	2.2	2.3	2.3	2.3	2.3	2.3	2.2	2.1
Avg. Stride Length [m]	6.4	7.2	7.4	7.2	7.1	7.0	6.7	6.0



- [ ] Ranking at each section and finish
- .-.- No data available at this section
- NA No data available