



Doomben QLD Professional

Race 1: GIRLS DAY OUT 1 MARCH Maiden Plate - 1660m

06 December 2024 - 13:27



BRISBANE
RACING CLUB

Track Rating: Heavy 8, Weather: Fine, Rail Position: +10m Entire

Section		Field Times												
Overall	1400m	1200m	1000m	800m	600m	400m	Last 600m							
1:41.45 (0:17.46)	1:23.99 (0:11.65)	1:12.34 (0:11.84)	1:00.50 (0:12.26)	0:48.24 (0:12.40)	0:35.84 (0:12.09)	0:23.75 (0:11.63)	0:35.84							
Rank	TAB	Horse/Jockey	Barrier	Top Speed [km/h]	Fastest Section								Distance Travelled [m]	
1	6	BLUEPINOT James Orman	1	64.4 400m	0:11.47 400m	1:41.45 [1] (0:17.96)	1:23.49 [4] (0:11.50)	1:11.99 [3] (0:11.95)	1:00.04 [3] (0:12.27)	0:47.77 [4] (0:12.31)	0:35.46 [4] (0:11.93)	0:23.53 [3] (0:11.47)	0:35.46	
2	4	PHAROAH'S PROPHECY Ron Stewart	8	64.1 Overall	0:11.63 400m	1:41.65 [2] (0:17.46)	1:24.19 [1] (0:11.83)	1:12.36 [2] (0:11.91)	1:00.45 [2] (0:12.19)	0:48.26 [2] (0:12.37)	0:35.89 [2] (0:11.94)	0:23.95 [1] (0:11.63)	0:35.89	+4
3	10	MISS REILLY Andrew Mallyon	2	63.1 1400m	0:11.68 1400m	1:42.68 [3] (0:18.24)	1:24.44 [8] (0:11.68)	1:12.76 [5] (0:11.80)	1:00.96 [5] (0:12.18)	0:48.78 [6] (0:12.27)	0:36.51 [5] (0:12.02)	0:24.49 [5] (0:11.70)	0:36.51	-3
4	2	BIT OF GRUNT Nikita Beriman	7	62.9 Overall	0:11.82 1400m	1:42.75 [4] (0:17.70)	1:25.05 [3] (0:11.82)	1:13.23 [4] (0:11.98)	1:01.25 [4] (0:12.16)	0:49.09 [3] (0:12.32)	0:36.77 [3] (0:12.12)	0:24.65 [4] (0:11.82)	0:36.77	-1
5	7	CAESAR CAKE Jake Bayliss	3	63.6 Overall	0:11.77 1200m	1:42.87 [5] (0:18.23)	1:24.64 [7] (0:11.93)	1:12.71 [7] (0:11.77)	1:00.94 [7] (0:12.20)	0:48.74 [7] (0:12.18)	0:36.56 [8] (0:11.90)	0:24.66 [6] (0:11.82)	0:36.56	+0
6	9	KATERINI Bailey Wheeler	6	65.0 Overall	0:11.76 1200m	1:42.91 [6] (0:18.11)	1:24.80 [6] (0:12.14)	1:12.66 [8] (0:11.76)	1:00.90 [8] (0:12.22)	0:48.68 [8] (0:12.08)	0:36.60 [7] (0:12.02)	0:24.58 [7] (0:11.82)	0:36.60	+7
7	5	RUMBLING BOY Adin Thompson	4	65.3 Overall	0:11.60 1400m	1:44.76 [7] (0:17.51)	1:27.25 [2] (0:11.60)	1:15.65 [1] (0:11.84)	1:03.81 [1] (0:12.26)	0:51.55 [1] (0:12.40)	0:39.15 [1] (0:12.22)	0:26.93 [2] (0:12.49)	0:39.15	-3
8	8	HONOUR MISSION Micheal Hellyer	5	64.8 Overall	0:11.83 1200m	1:48.07 [8] (0:18.08)	1:29.99 [5] (0:11.89)	1:18.10 [6] (0:11.83)	1:06.27 [6] (0:12.07)	0:54.20 [5] (0:12.30)	0:41.90 [6] (0:12.70)	0:29.20 [8] (0:13.39)	0:41.90	+1

Scratched: Before The Thunder (#1), Nagamie (#3)

[] Ranking at each section and finish
 -:-:- No data available at this section
 NA No data available

SCN Saddle cloth number
 DNF Did not finish
 DNT Did not track



Doomben QLD Professional

Race 1: GIRLS DAY OUT 1 MARCH Maiden Plate - 1660m

06 December 2024 - 13:27



BRISBANE
RACING CLUB

Track Rating: Heavy 8, Weather: Fine, Rail Position: +10m Entire

Section							200m			Last 600m
Field Times							0:12.12 (0:12.12)			0:35.84
Rank	TAB	Horse/Jockey	Barrier	Top Speed [km/h]	Fastest Section	Margin			Distance Travelled [m]	
1	6	BLUEPINOT James Orman	1	64.4 400m	0:11.47 400m	0:12.06 [2] (0:12.06)	1:41.45		0:35.46	
2	4	PHAROAH'S PROPHECY Ron Stewart	8	64.1 Overall	0:11.63 400m	0:12.32 [1] (0:12.32)	1.16L		0:35.89 +4	
3	10	MISS REILLY Andrew Mallyon	2	63.1 1400m	0:11.68 1400m	0:12.79 [3] (0:12.79)	7.25L		0:36.51 -3	
4	2	BIT OF GRUNT Nikita Beriman	7	62.9 Overall	0:11.82 1400m	0:12.83 [4] (0:12.83)	7.63L		0:36.77 -1	
5	7	CAESAR CAKE Jake Bayliss	3	63.6 Overall	0:11.77 1200m	0:12.84 [5] (0:12.84)	8.35L		0:36.56 +0	
6	9	KATERINI Bailey Wheeler	6	65.0 Overall	0:11.76 1200m	0:12.76 [6] (0:12.76)	8.58L		0:36.60 +7	
7	5	RUMBLING BOY Adin Thompson	4	65.3 Overall	0:11.60 1400m	0:14.44 [7] (0:14.44)	19.48L		0:39.15 -3	
8	8	HONOUR MISSION Micheal Hellyer	5	64.8 Overall	0:11.83 1200m	0:15.81 [8] (0:15.81)	38.94L		0:41.90 +1	

Scratched: Before The Thunder (#1), Nagamie (#3)



Horse/Jockey Name	Bluepinot
Final Rank	1
Fastest Section Time (Section)	0:11.47 (400m)
Top Speed [km/h] (Section)	64.4 (400m)
Race State	Finished



Doomben QLD Professional

Race 1: GIRLS DAY OUT 1 MARCH Maiden Plate - 1660m

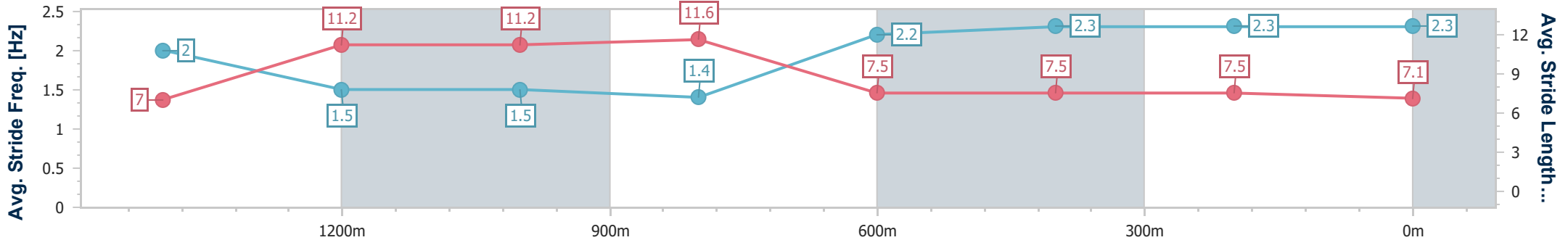
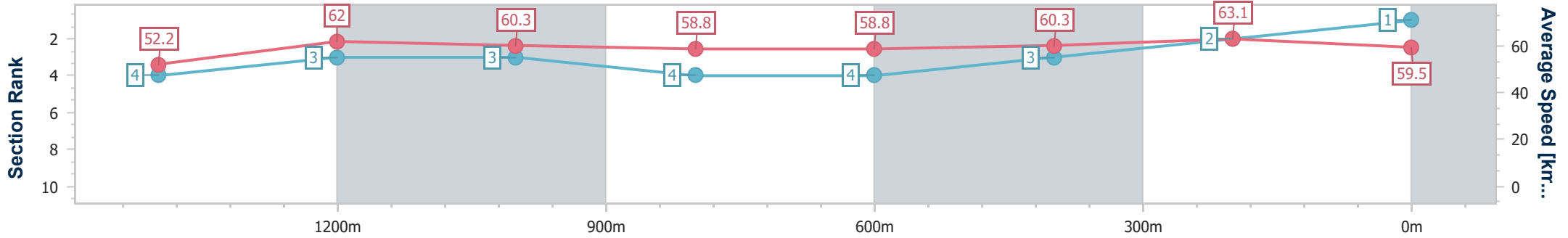
06 December 2024 - 13:27

Track Rating: Heavy 8, Weather: Fine, Rail Position: +10m Entire



BRISBANE RACING CLUB

Section	Overall	1400m	1200m	1000m	800m	600m	400m	200m
Section Times	1:41.45 [1] (0:17.96)	1:23.49 [4] (0:11.50)	1:11.99 [3] (0:11.95)	1:00.04 [3] (0:12.27)	0:47.77 [4] (0:12.31)	0:35.46 [4] (0:11.93)	0:23.53 [3] (0:11.47)	0:12.06 [2] (0:12.06)
Average Speed [km/h]	52.2	62.0	60.3	58.8	58.8	60.3	63.1	59.5
Top Speed [km/h]	63.2	64.3	61.8	61.1	60.4	62.2	64.4	63.1
Avg. Dist. to Rail [m]	1.3	1.1	0.2	0.7	0.6	0.9	0.7	2.1
Avg. Stride Freq. [Hz]	2.0	1.5	1.5	1.4	2.2	2.3	2.3	2.3
Avg. Stride Length [m]	7.0	11.2	11.2	11.6	7.5	7.5	7.5	7.1



- [] Ranking at each section and finish
- .-.- No data available at this section
- NA No data available



Horse/Jockey Name	Pharoah's Prophecy
Final Rank	2
Fastest Section Time (Section)	0:11.63 (400m)
Top Speed [km/h] (Section)	64.1 (Overall)
Race State	Finished



Doomben QLD Professional

Race 1: GIRLS DAY OUT 1 MARCH Maiden Plate - 1660m

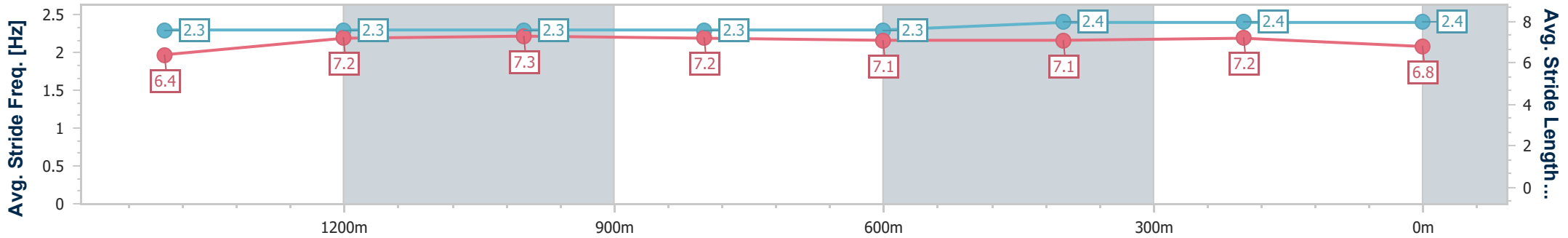
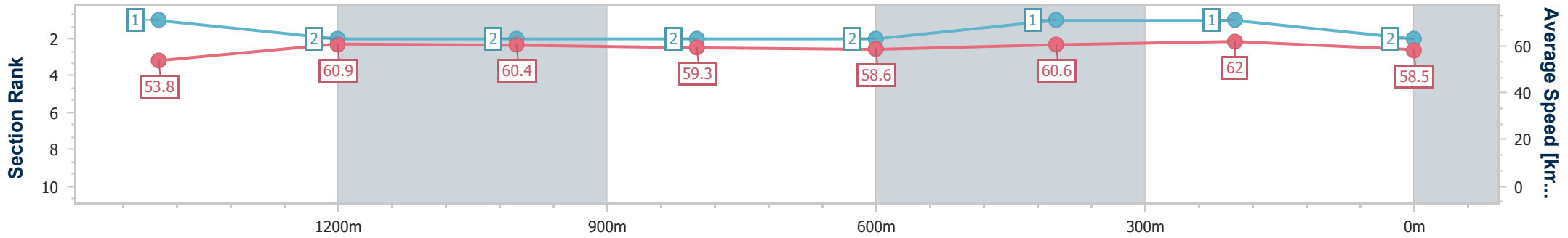
06 December 2024 - 13:27

Track Rating: Heavy 8, Weather: Fine, Rail Position: +10m Entire



BRISBANE RACING CLUB

Section	Overall	1400m	1200m	1000m	800m	600m	400m	200m
Section Times	1:41.65 [2] (0:17.46)	1:24.19 [1] (0:11.83)	1:12.36 [2] (0:11.91)	1:00.45 [2] (0:12.19)	0:48.26 [2] (0:12.37)	0:35.89 [2] (0:11.94)	0:23.95 [1] (0:11.63)	0:12.32 [1] (0:12.32)
Average Speed [km/h]	53.8	60.9	60.4	59.3	58.6	60.6	62.0	58.5
Top Speed [km/h]	64.1	62.1	61.5	61.1	59.3	62.4	63.9	61.9
Avg. Dist. to Rail [m]	2.5	0.5	0.5	0.9	1.7	1.2	0.4	0.4
Avg. Stride Freq. [Hz]	2.3	2.3	2.3	2.3	2.3	2.4	2.4	2.4
Avg. Stride Length [m]	6.4	7.2	7.3	7.2	7.1	7.1	7.2	6.8



- [] Ranking at each section and finish
- .-.- No data available at this section
- NA No data available



Horse/Jockey Name	Miss Reilly
Final Rank	3
Fastest Section Time (Section)	0:11.68 (1400m)
Top Speed [km/h] (Section)	63.1 (1400m)
Race State	Finished



Doomben QLD Professional

Race 1: GIRLS DAY OUT 1 MARCH Maiden Plate - 1660m

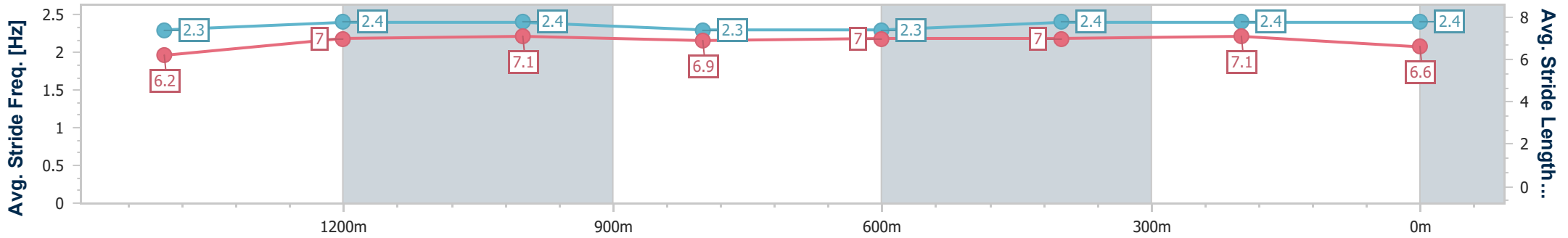
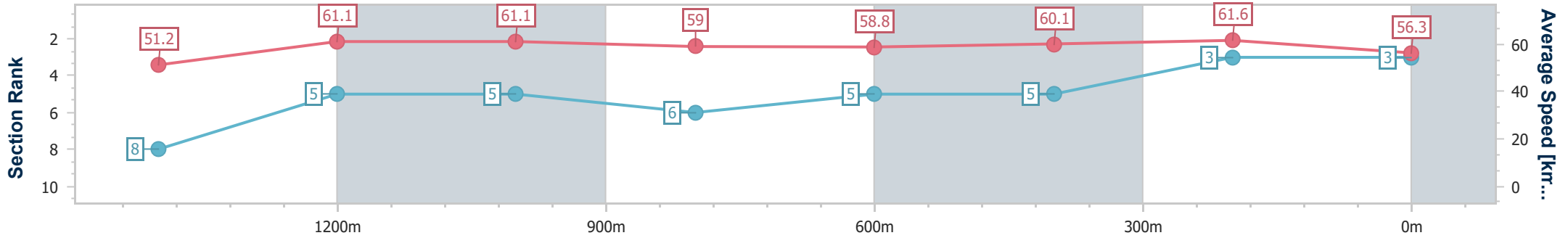
06 December 2024 - 13:27

Track Rating: Heavy 8, Weather: Fine, Rail Position: +10m Entire



BRISBANE RACING CLUB

Section	Overall	1400m	1200m	1000m	800m	600m	400m	200m
Section Times	1:42.68 [3] (0:18.24)	1:24.44 [8] (0:11.68)	1:12.76 [5] (0:11.80)	1:00.96 [5] (0:12.18)	0:48.78 [6] (0:12.27)	0:36.51 [5] (0:12.02)	0:24.49 [5] (0:11.70)	0:12.79 [3] (0:12.79)
Average Speed [km/h]	51.2	61.1	61.1	59.0	58.8	60.1	61.6	56.3
Top Speed [km/h]	62.9	63.1	62.1	60.4	60.1	61.2	62.2	59.3
Avg. Dist. to Rail [m]	1.9	1.9	1.2	0.4	0.9	0.5	0.8	2.1
Avg. Stride Freq. [Hz]	2.3	2.4	2.4	2.3	2.3	2.4	2.4	2.4
Avg. Stride Length [m]	6.2	7.0	7.1	6.9	7.0	7.0	7.1	6.6



- [] Ranking at each section and finish
- .-.- No data available at this section
- NA No data available



Horse/Jockey Name	Bit Of Grunt
Final Rank	4
Fastest Section Time (Section)	0:11.82 (1400m)
Top Speed [km/h] (Section)	62.9 (Overall)
Race State	Finished



Doomben QLD Professional

Race 1: GIRLS DAY OUT 1 MARCH Maiden Plate - 1660m

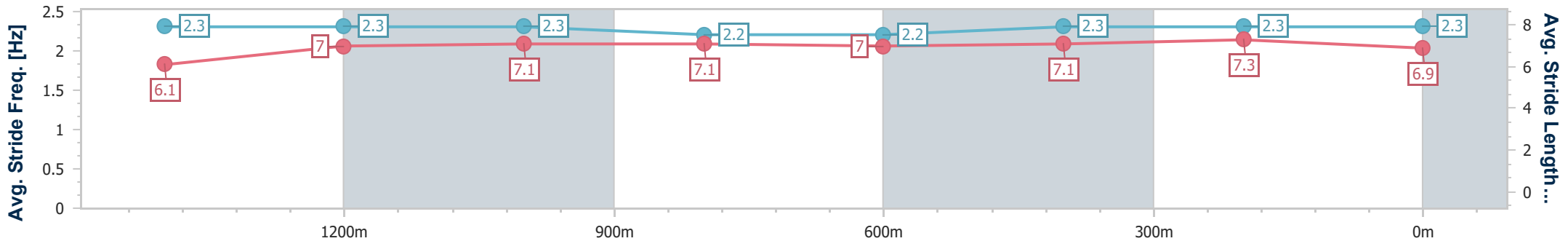
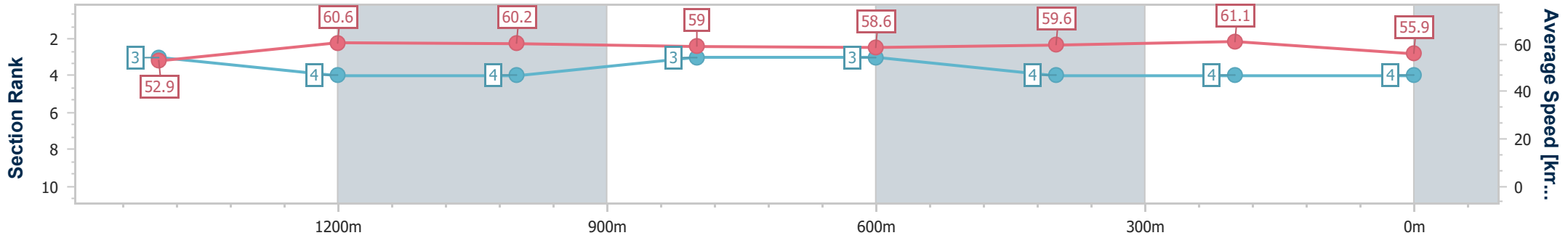
06 December 2024 - 13:27

Track Rating: Heavy 8, Weather: Fine, Rail Position: +10m Entire



BRISBANE RACING CLUB

Section	Overall	1400m	1200m	1000m	800m	600m	400m	200m
Section Times	1:42.75 [4] (0:17.70)	1:25.05 [3] (0:11.82)	1:13.23 [4] (0:11.98)	1:01.25 [4] (0:12.16)	0:49.09 [3] (0:12.32)	0:36.77 [3] (0:12.12)	0:24.65 [4] (0:11.82)	0:12.83 [4] (0:12.83)
Average Speed [km/h]	52.9	60.6	60.2	59.0	58.6	59.6	61.1	55.9
Top Speed [km/h]	62.9	61.6	60.5	59.4	59.4	60.5	61.8	60.2
Avg. Dist. to Rail [m]	0.7	0.9	0.2	0.3	0.1	0.9	1.5	2.0
Avg. Stride Freq. [Hz]	2.3	2.3	2.3	2.2	2.2	2.3	2.3	2.3
Avg. Stride Length [m]	6.1	7.0	7.1	7.1	7.0	7.1	7.3	6.9



- [] Ranking at each section and finish
- .-.- No data available at this section
- NA No data available



Horse/Jockey Name	Caesar Cake
Final Rank	5
Fastest Section Time (Section)	0:11.77 (1200m)
Top Speed [km/h] (Section)	63.6 (Overall)
Race State	Finished



Doomben QLD Professional

Race 1: GIRLS DAY OUT 1 MARCH Maiden Plate - 1660m

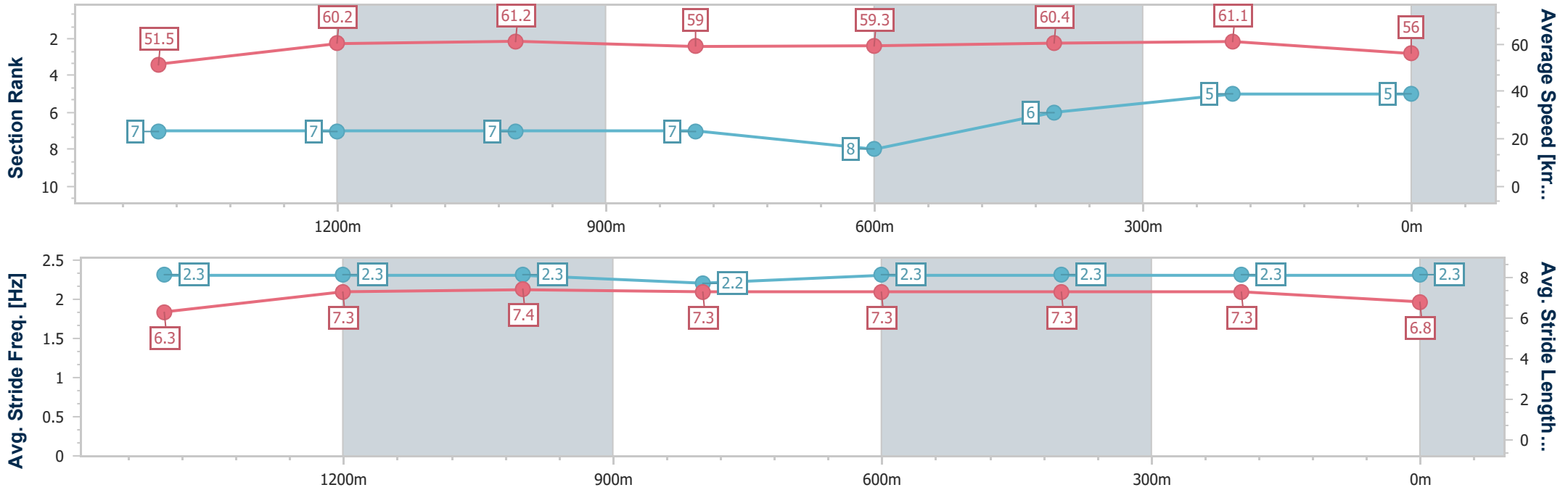
06 December 2024 - 13:27

Track Rating: Heavy 8, Weather: Fine, Rail Position: +10m Entire



BRISBANE RACING CLUB

Section	Overall	1400m	1200m	1000m	800m	600m	400m	200m
Section Times	1:42.87 [5] (0:18.23)	1:24.64 [7] (0:11.93)	1:12.71 [7] (0:11.77)	1:00.94 [7] (0:12.20)	0:48.74 [7] (0:12.18)	0:36.56 [8] (0:11.90)	0:24.66 [6] (0:11.82)	0:12.84 [5] (0:12.84)
Average Speed [km/h]	51.5	60.2	61.2	59.0	59.3	60.4	61.1	56.0
Top Speed [km/h]	63.6	62.8	62.4	60.4	60.1	61.9	62.2	59.1
Avg. Dist. to Rail [m]	0.7	0.2	0.2	0.2	0.5	0.4	2.8	3.5
Avg. Stride Freq. [Hz]	2.3	2.3	2.3	2.2	2.3	2.3	2.3	2.3
Avg. Stride Length [m]	6.3	7.3	7.4	7.3	7.3	7.3	7.3	6.8



- [] Ranking at each section and finish
- .-.- No data available at this section
- NA No data available



Horse/Jockey Name	Katerini
Final Rank	6
Fastest Section Time (Section)	0:11.76 (1200m)
Top Speed [km/h] (Section)	65.0 (Overall)
Race State	Finished



Doomben QLD Professional

Race 1: GIRLS DAY OUT 1 MARCH Maiden Plate - 1660m

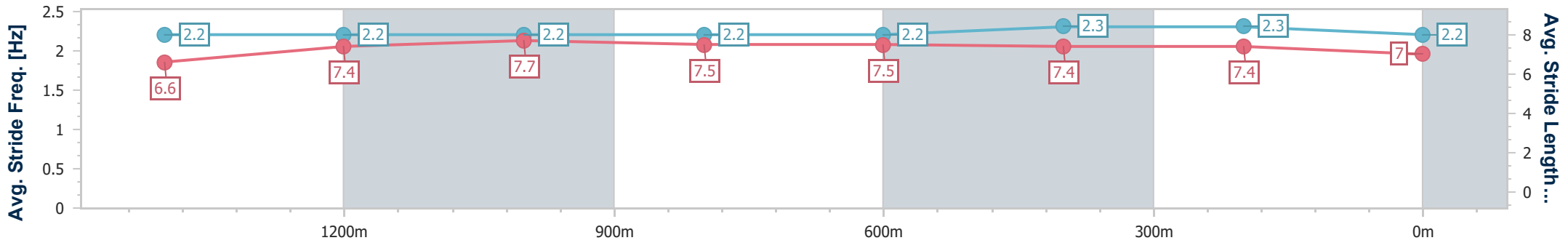
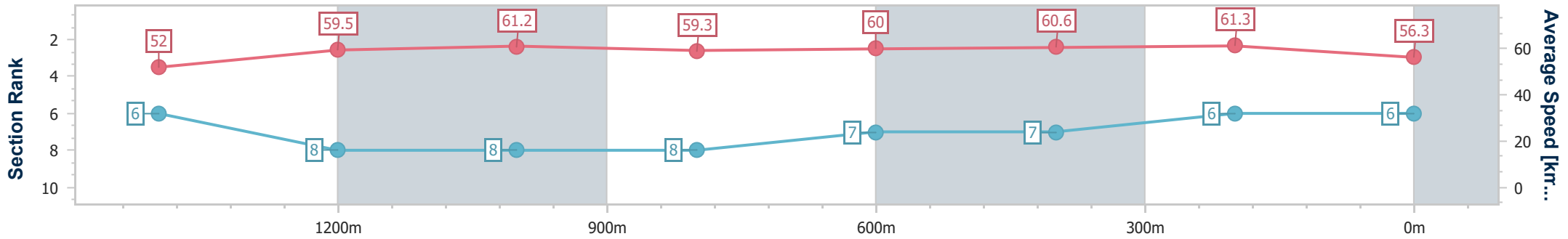
06 December 2024 - 13:27

Track Rating: Heavy 8, Weather: Fine, Rail Position: +10m Entire



BRISBANE RACING CLUB

Section	Overall	1400m	1200m	1000m	800m	600m	400m	200m
Section Times	1:42.91 [6] (0:18.11)	1:24.80 [6] (0:12.14)	1:12.66 [8] (0:11.76)	1:00.90 [8] (0:12.22)	0:48.68 [8] (0:12.08)	0:36.60 [7] (0:12.02)	0:24.58 [7] (0:11.82)	0:12.76 [6] (0:12.76)
Average Speed [km/h]	52.0	59.5	61.2	59.3	60.0	60.6	61.3	56.3
Top Speed [km/h]	65.0	63.1	62.7	60.5	61.5	61.7	62.7	59.9
Avg. Dist. to Rail [m]	1.8	1.3	1.5	1.2	1.7	2.5	3.3	4.7
Avg. Stride Freq. [Hz]	2.2	2.2	2.2	2.2	2.2	2.3	2.3	2.2
Avg. Stride Length [m]	6.6	7.4	7.7	7.5	7.5	7.4	7.4	7.0



- [] Ranking at each section and finish
- .-.- No data available at this section
- NA No data available



Horse/Jockey Name	Rumbling Boy
Final Rank	7
Fastest Section Time (Section)	0:11.60 (1400m)
Top Speed [km/h] (Section)	65.3 (Overall)
Race State	Finished



Doomben QLD Professional

Race 1: GIRLS DAY OUT 1 MARCH Maiden Plate - 1660m

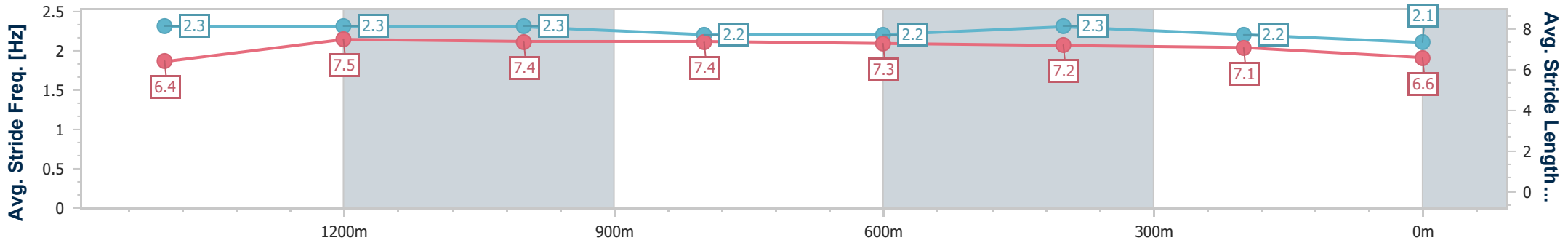
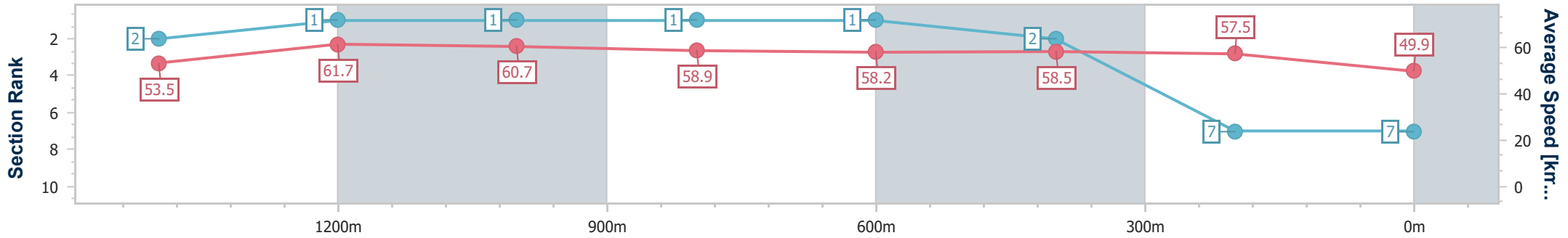
06 December 2024 - 13:27

Track Rating: Heavy 8, Weather: Fine, Rail Position: +10m Entire



BRISBANE RACING CLUB

Section	Overall	1400m	1200m	1000m	800m	600m	400m	200m
Section Times	1:44.76 [7] (0:17.51)	1:27.25 [2] (0:11.60)	1:15.65 [1] (0:11.84)	1:03.81 [1] (0:12.26)	0:51.55 [1] (0:12.40)	0:39.15 [1] (0:12.22)	0:26.93 [2] (0:12.49)	0:14.44 [7] (0:14.44)
Average Speed [km/h]	53.5	61.7	60.7	58.9	58.2	58.5	57.5	49.9
Top Speed [km/h]	65.3	63.5	61.7	60.9	59.2	59.2	58.1	55.8
Avg. Dist. to Rail [m]	1.3	0.9	0.4	0.4	0.5	0.9	0.9	0.6
Avg. Stride Freq. [Hz]	2.3	2.3	2.3	2.2	2.2	2.3	2.2	2.1
Avg. Stride Length [m]	6.4	7.5	7.4	7.4	7.3	7.2	7.1	6.6



- [] Ranking at each section and finish
- .-.- No data available at this section
- NA No data available



Horse/Jockey Name	Honour Mission
Final Rank	8
Fastest Section Time (Section)	0:11.83 (1200m)
Top Speed [km/h] (Section)	64.8 (Overall)
Race State	Finished



Doomben QLD Professional

Race 1: GIRLS DAY OUT 1 MARCH Maiden Plate - 1660m

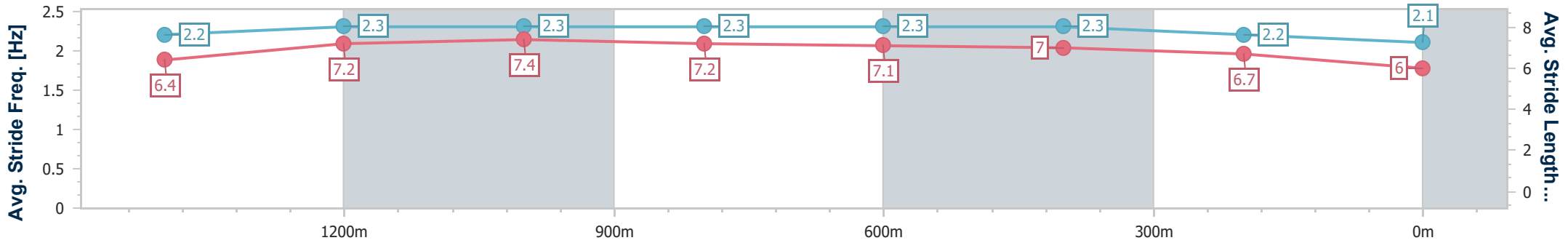
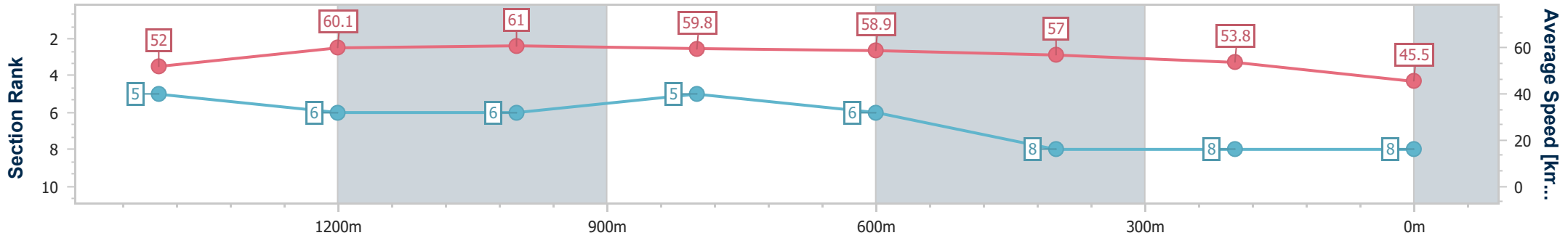
06 December 2024 - 13:27

Track Rating: Heavy 8, Weather: Fine, Rail Position: +10m Entire



BRISBANE RACING CLUB

Section	Overall	1400m	1200m	1000m	800m	600m	400m	200m
Section Times	1:48.07 [8] (0:18.08)	1:29.99 [5] (0:11.89)	1:18.10 [6] (0:11.83)	1:06.27 [6] (0:12.07)	0:54.20 [5] (0:12.30)	0:41.90 [6] (0:12.70)	0:29.20 [8] (0:13.39)	0:15.81 [8] (0:15.81)
Average Speed [km/h]	52.0	60.1	61.0	59.8	58.9	57.0	53.8	45.5
Top Speed [km/h]	64.8	61.7	62.0	61.2	59.5	59.4	55.7	50.5
Avg. Dist. to Rail [m]	0.4	0.6	0.9	0.3	1.5	1.0	0.7	1.3
Avg. Stride Freq. [Hz]	2.2	2.3	2.3	2.3	2.3	2.3	2.2	2.1
Avg. Stride Length [m]	6.4	7.2	7.4	7.2	7.1	7.0	6.7	6.0



- [] Ranking at each section and finish
- .-.- No data available at this section
- NA No data available



Doomben QLD Professional
Race 2: XXXX Maiden Plate - 1200m
06 December 2024 - 14:04



BRISBANE
RACING CLUB

Track Rating: Soft 7, Weather: Fine, Rail Position: +10m Entire

Section		Field Times											Last 600m	
		Overall	1000m	800m	600m	400m	200m							
		1:11.56 (0:13.68)	0:57.88 (0:11.50)	0:46.38 (0:11.82)	0:34.56 (0:11.59)	0:22.97 (0:11.13)	0:11.84 (0:11.84)						0:34.56	
Rank	TAB Horse/Jockey	Barrier	Top Speed [km/h]	Fastest Section								Margin	Distance Travelled [m]	
1	11 CREATIVITY MISS Nikita Beriman	5	67.0 400m	0:10.95 400m	1:11.56 [1] (0:13.87)	0:57.69 [2] (0:11.75)	0:45.94 [2] (0:11.79)	0:34.15 [2] (0:11.42)	0:22.73 [2] (0:10.95)	0:11.78 [2] (0:11.78)	1:11.56	0:34.15		
2	12 SIRKEL Taylor Marshall	4	65.8 400m	0:11.06 400m	1:11.64 [2] (0:14.26)	0:57.38 [5] (0:11.66)	0:45.72 [6] (0:11.65)	0:34.07 [4] (0:11.40)	0:22.67 [3] (0:11.06)	0:11.61 [3] (0:11.61)	0.47L	0:34.07	+2	
3	4 ECCLESTONE Angela Jones	9	66.9 400m	0:11.13 400m	1:11.67 [3] (0:13.68)	0:57.99 [1] (0:11.50)	0:46.49 [1] (0:11.82)	0:34.67 [1] (0:11.59)	0:23.08 [1] (0:11.13)	0:11.95 [1] (0:11.95)	0.65L	0:34.67	+3	
4	9 TRAPEDO Cejay Graham	7	67.3 400m	0:10.95 400m	1:11.92 [4] (0:14.74)	0:57.18 [9] (0:11.75)	0:45.43 [9] (0:11.75)	0:33.68 [9] (0:11.30)	0:22.38 [9] (0:10.95)	0:11.43 [6] (0:11.43)	2.12L	0:33.68	-1	
5	14 BEAST OF BURDEN Jag Guthmann-Chester	2	65.5 400m	0:11.24 400m	1:12.35 [5] (0:14.31)	0:58.04 [6] (0:11.73)	0:46.31 [7] (0:11.78)	0:34.53 [7] (0:11.41)	0:23.12 [6] (0:11.24)	0:11.88 [5] (0:11.88)	4.61L	0:34.53	+4	
6	3 ALPINE RAIDER Bailey Wheeler	3	65.1 400m	0:11.36 400m	1:12.77 [6] (0:14.02)	0:58.75 [3] (0:11.73)	0:47.02 [3] (0:11.69)	0:35.33 [3] (0:11.59)	0:23.74 [4] (0:11.36)	0:12.38 [4] (0:12.38)	7.07L	0:35.33	+4	
7	10 CHAMPAGNE PROBLEMS Samantha Collett	1	64.7 400m	0:11.28 400m	1:13.01 [7] (0:14.07)	0:58.94 [4] (0:11.70)	0:47.24 [4] (0:11.88)	0:35.36 [5] (0:11.56)	0:23.80 [5] (0:11.28)	0:12.52 [7] (0:12.52)	8.53L	0:35.36	+1	
8	8 SMART BINT Cody Collis	6	65.2 1000m	0:11.48 1000m	1:13.63 [8] (0:14.35)	0:59.28 [7] (0:11.48)	0:47.80 [5] (0:11.83)	0:35.97 [6] (0:11.63)	0:24.34 [7] (0:11.71)	0:12.63 [8] (0:12.63)	12.14L	0:35.97	+5	
9	7 MERRON MOLLY Micheal Hellyer	8	64.3 600m	0:11.42 600m	1:13.83 [9] (0:14.66)	0:59.17 [8] (0:11.52)	0:47.65 [8] (0:11.75)	0:35.90 [8] (0:11.42)	0:24.48 [8] (0:11.70)	0:12.78 [9] (0:12.78)	13.33L	0:35.90	+2	

Scratched: Superzoom (#2), Herecomesantorini (#1), Chemiosmosis (#6), French Empire (#5), Missing Boundaries (#13)

[] Ranking at each section and finish
 -:-:- No data available at this section
 NA No data available

SCN Saddle cloth number
 DNF Did not finish
 DNT Did not track



Horse/Jockey Name	Creativity Miss
Final Rank	1
Fastest Section Time (Section)	0:10.95 (400m)
Top Speed [km/h] (Section)	67.0 (400m)
Race State	Finished

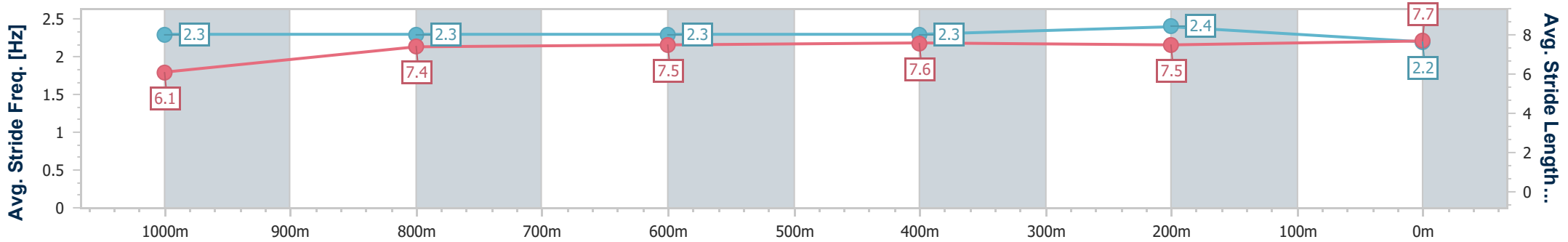
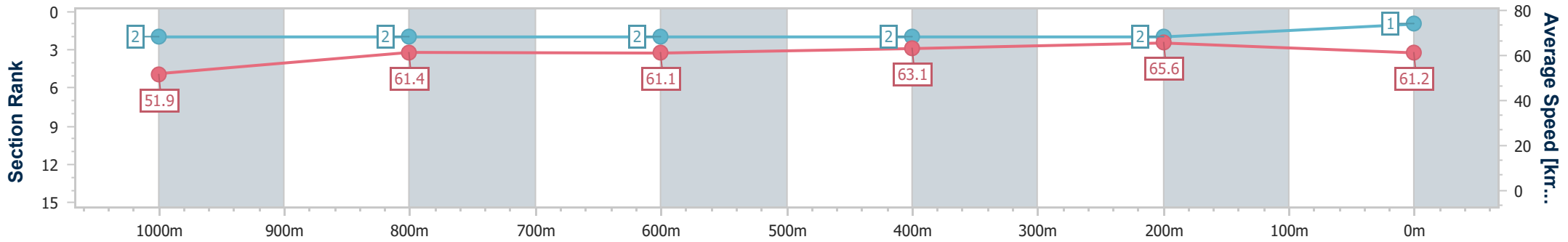


Doomben QLD Professional
Race 2: XXXX Maiden Plate - 1200m
06 December 2024 - 14:04
Track Rating: Soft 7, Weather: Fine, Rail Position: +10m Entire



BRISBANE
RACING CLUB

Section	Overall	1000m	800m	600m	400m	200m
Section Times	1:11.56 [1] (0:13.87)	0:57.69 [2] (0:11.75)	0:45.94 [2] (0:11.79)	0:34.15 [2] (0:11.42)	0:22.73 [2] (0:10.95)	0:11.78 [2] (0:11.78)
Average Speed [km/h]	51.9	61.4	61.1	63.1	65.6	61.2
Top Speed [km/h]	62.5	62.5	62.8	64.4	67.0	65.9
Avg. Dist. to Rail [m]	3.3	0.4	0.4	0.9	1.6	2.4
Avg. Stride Freq. [Hz]	2.3	2.3	2.3	2.3	2.4	2.2
Avg. Stride Length [m]	6.1	7.4	7.5	7.6	7.5	7.7



- [] Ranking at each section and finish
- .-.- No data available at this section
- NA No data available



Horse/Jockey Name	Sirkel
Final Rank	2
Fastest Section Time (Section)	0:11.06 (400m)
Top Speed [km/h] (Section)	65.8 (400m)
Race State	Finished

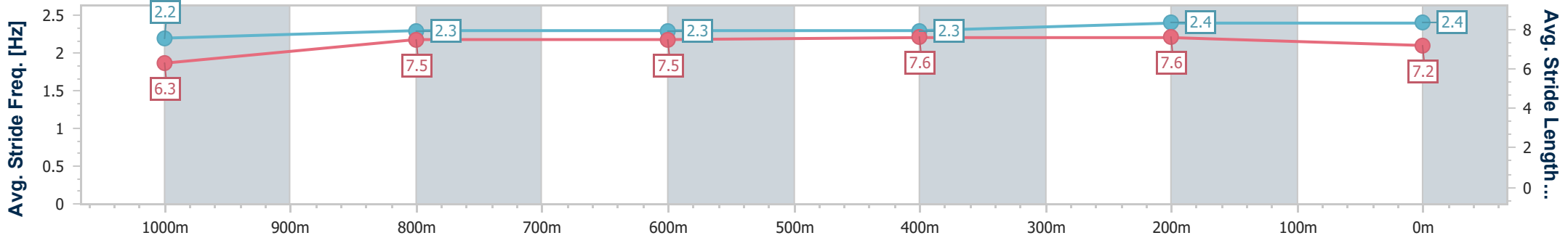
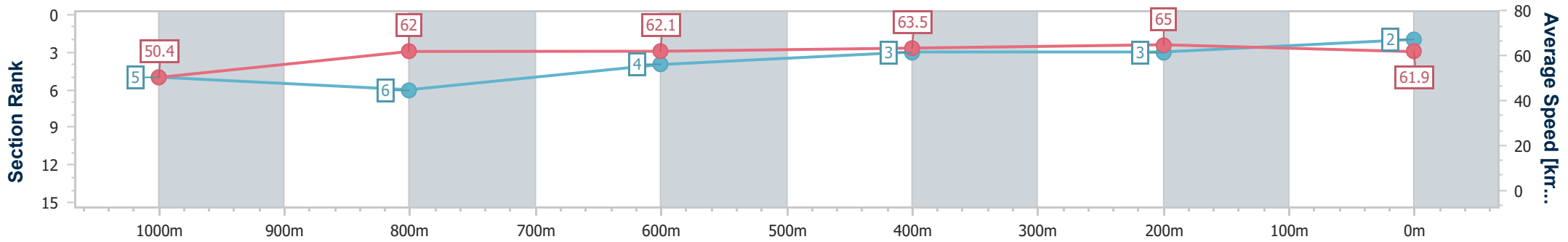


Doomben QLD Professional
Race 2: XXXX Maiden Plate - 1200m
06 December 2024 - 14:04
Track Rating: Soft 7, Weather: Fine, Rail Position: +10m Entire



BRISBANE
RACING CLUB

Section	Overall	1000m	800m	600m	400m	200m
Section Times	1:11.64 [2] (0:14.26)	0:57.38 [5] (0:11.66)	0:45.72 [6] (0:11.65)	0:34.07 [4] (0:11.40)	0:22.67 [3] (0:11.06)	0:11.61 [3] (0:11.61)
Average Speed [km/h]	50.4	62.0	62.1	63.5	65.0	61.9
Top Speed [km/h]	63.5	63.4	64.7	64.6	65.8	65.2
Avg. Dist. to Rail [m]	2.7	1.5	1.1	0.4	1.6	1.9
Avg. Stride Freq. [Hz]	2.2	2.3	2.3	2.3	2.4	2.4
Avg. Stride Length [m]	6.3	7.5	7.5	7.6	7.6	7.2



- [] Ranking at each section and finish
- .-.- No data available at this section
- NA No data available



Horse/Jockey Name	Ecclestone
Final Rank	3
Fastest Section Time (Section)	0:11.13 (400m)
Top Speed [km/h] (Section)	66.9 (400m)
Race State	Finished

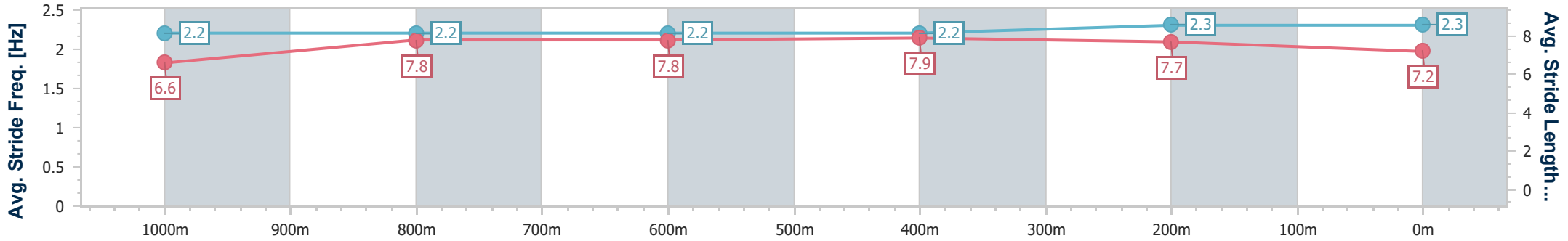
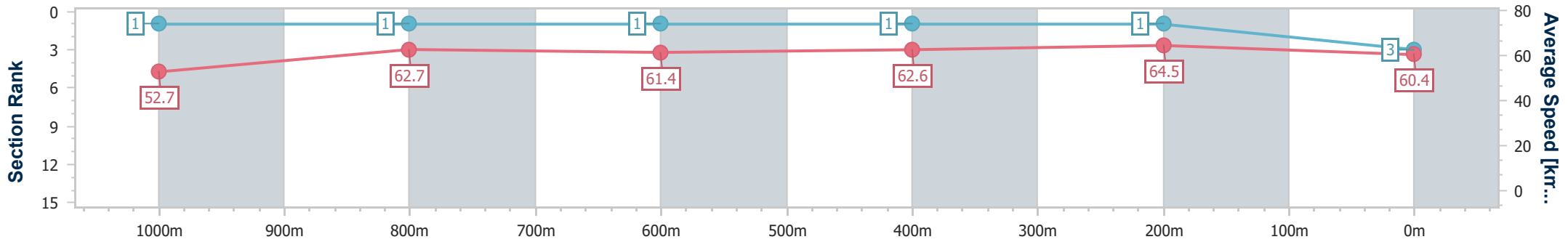


Doomben QLD Professional
Race 2: XXXX Maiden Plate - 1200m
06 December 2024 - 14:04
Track Rating: Soft 7, Weather: Fine, Rail Position: +10m Entire



BRISBANE
RACING CLUB

Section	Overall	1000m	800m	600m	400m	200m
Section Times	1:11.67 [3] (0:13.68)	0:57.99 [1] (0:11.50)	0:46.49 [1] (0:11.82)	0:34.67 [1] (0:11.59)	0:23.08 [1] (0:11.13)	0:11.95 [1] (0:11.95)
Average Speed [km/h]	52.7	62.7	61.4	62.6	64.5	60.4
Top Speed [km/h]	65.0	64.8	61.7	64.3	66.9	64.4
Avg. Dist. to Rail [m]	4.2	0.6	1.3	1.2	1.0	0.7
Avg. Stride Freq. [Hz]	2.2	2.2	2.2	2.2	2.3	2.3
Avg. Stride Length [m]	6.6	7.8	7.8	7.9	7.7	7.2



- [] Ranking at each section and finish
- .-.- No data available at this section
- NA No data available



Horse/Jockey Name	Trapedo
Final Rank	4
Fastest Section Time (Section)	0:10.95 (400m)
Top Speed [km/h] (Section)	67.3 (400m)
Race State	Finished

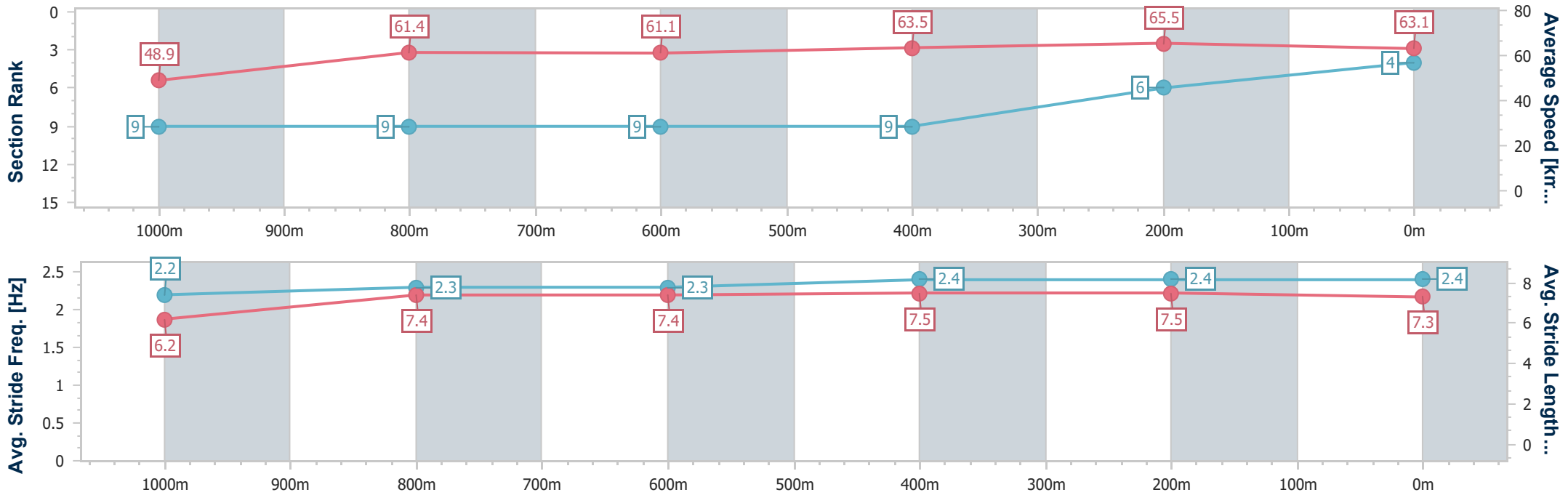


Doomben QLD Professional
Race 2: XXXX Maiden Plate - 1200m
06 December 2024 - 14:04
Track Rating: Soft 7, Weather: Fine, Rail Position: +10m Entire



BRISBANE
RACING CLUB

Section	Overall	1000m	800m	600m	400m	200m
Section Times	1:11.92 [4] (0:14.74)	0:57.18 [9] (0:11.75)	0:45.43 [9] (0:11.75)	0:33.68 [9] (0:11.30)	0:22.38 [9] (0:10.95)	0:11.43 [6] (0:11.43)
Average Speed [km/h]	48.9	61.4	61.1	63.5	65.5	63.1
Top Speed [km/h]	61.6	62.3	63.4	65.5	67.3	66.1
Avg. Dist. to Rail [m]	4.0	0.6	0.3	1.1	1.4	0.6
Avg. Stride Freq. [Hz]	2.2	2.3	2.3	2.4	2.4	2.4
Avg. Stride Length [m]	6.2	7.4	7.4	7.5	7.5	7.3



- [] Ranking at each section and finish
- .-.- No data available at this section
- NA No data available



Horse/Jockey Name	Beast Of Burden
Final Rank	5
Fastest Section Time (Section)	0:11.24 (400m)
Top Speed [km/h] (Section)	65.5 (400m)
Race State	Finished

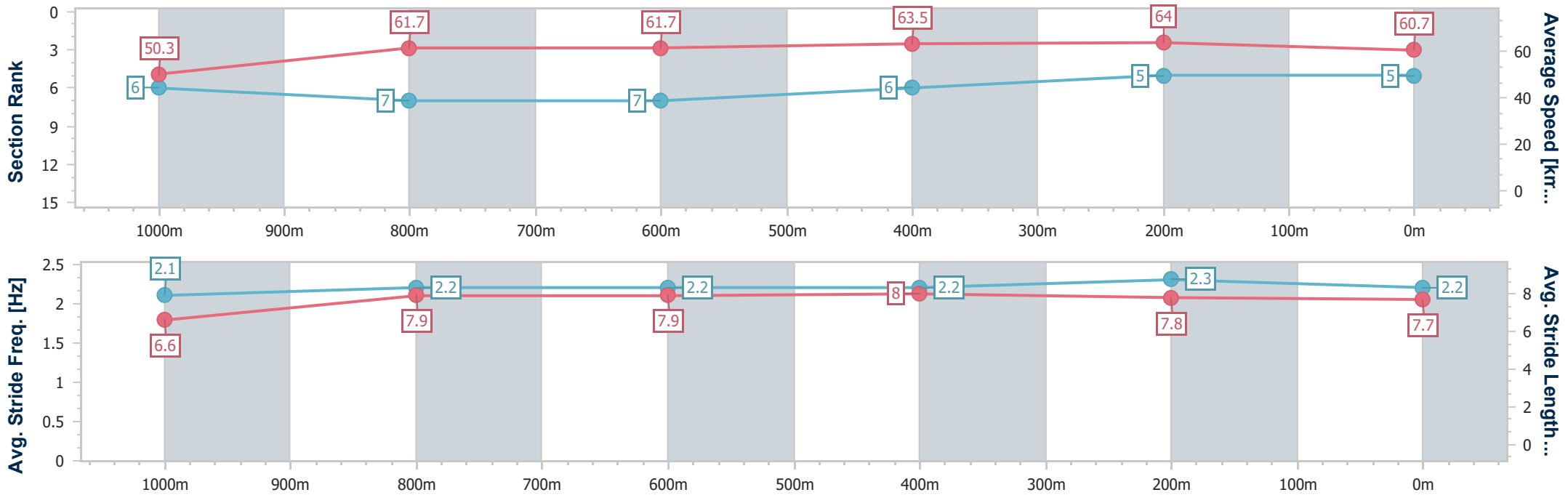


Doomben QLD Professional
Race 2: XXXX Maiden Plate - 1200m
06 December 2024 - 14:04
Track Rating: Soft 7, Weather: Fine, Rail Position: +10m Entire



BRISBANE
RACING CLUB

Section	Overall	1000m	800m	600m	400m	200m
Section Times	1:12.35 [5] (0:14.31)	0:58.04 [6] (0:11.73)	0:46.31 [7] (0:11.78)	0:34.53 [7] (0:11.41)	0:23.12 [6] (0:11.24)	0:11.88 [5] (0:11.88)
Average Speed [km/h]	50.3	61.7	61.7	63.5	64.0	60.7
Top Speed [km/h]	62.1	63.5	63.8	64.3	65.5	64.5
Avg. Dist. to Rail [m]	1.2	1.0	1.9	1.0	2.3	4.3
Avg. Stride Freq. [Hz]	2.1	2.2	2.2	2.2	2.3	2.2
Avg. Stride Length [m]	6.6	7.9	7.9	8.0	7.8	7.7



- [] Ranking at each section and finish
- .-.- No data available at this section
- NA No data available



Horse/Jockey Name	Alpine Raider
Final Rank	6
Fastest Section Time (Section)	0:11.36 (400m)
Top Speed [km/h] (Section)	65.1 (400m)
Race State	Finished

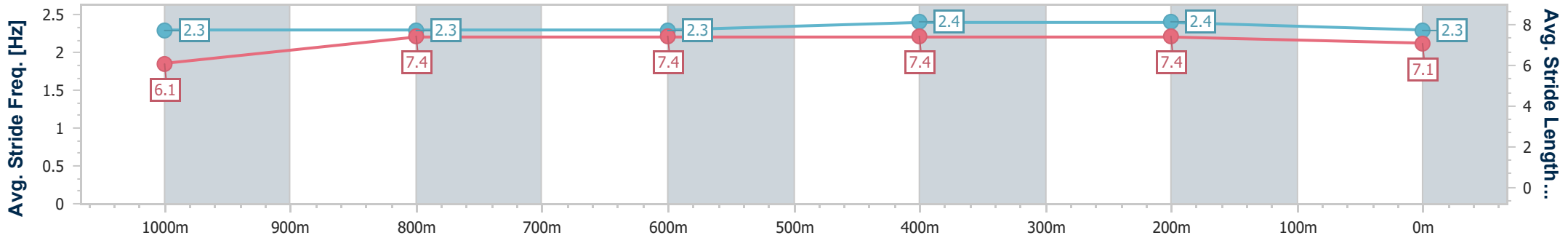
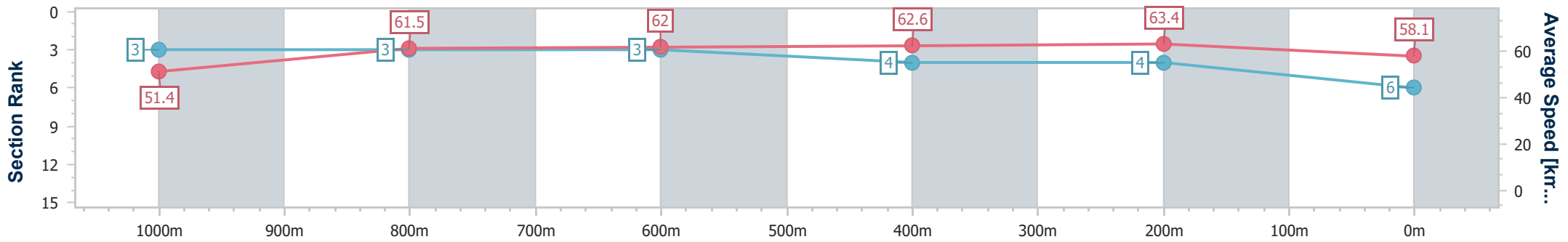


Doomben QLD Professional
Race 2: XXXX Maiden Plate - 1200m
06 December 2024 - 14:04
Track Rating: Soft 7, Weather: Fine, Rail Position: +10m Entire



BRISBANE
RACING CLUB

Section	Overall	1000m	800m	600m	400m	200m
Section Times	1:12.77 [6] (0:14.02)	0:58.75 [3] (0:11.73)	0:47.02 [3] (0:11.69)	0:35.33 [3] (0:11.59)	0:23.74 [4] (0:11.36)	0:12.38 [4]
Average Speed [km/h]	51.4	61.5	62.0	62.6	63.4	58.1
Top Speed [km/h]	64.2	64.0	63.9	63.9	65.1	62.8
Avg. Dist. to Rail [m]	2.5	1.5	1.1	1.1	2.7	3.9
Avg. Stride Freq. [Hz]	2.3	2.3	2.3	2.4	2.4	2.3
Avg. Stride Length [m]	6.1	7.4	7.4	7.4	7.4	7.1



- [] Ranking at each section and finish
- .-.- No data available at this section
- NA No data available



Horse/Jockey Name	Champagne Problems
Final Rank	7
Fastest Section Time (Section)	0:11.28 (400m)
Top Speed [km/h] (Section)	64.7 (400m)
Race State	Finished

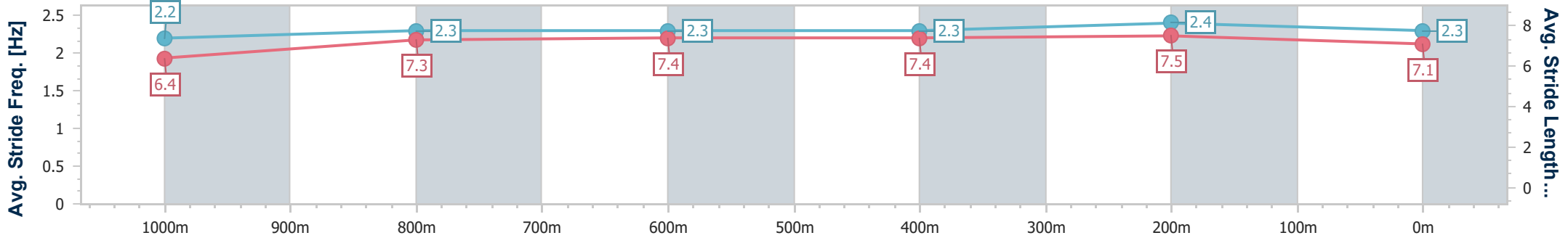
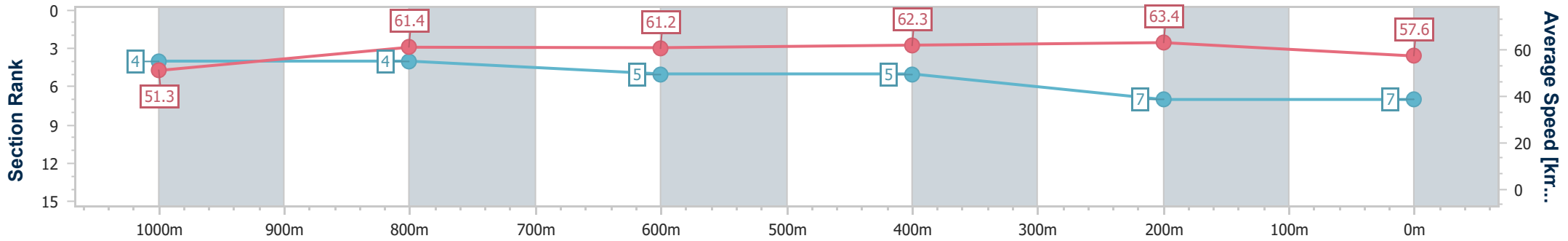


Doomben QLD Professional
Race 2: XXXX Maiden Plate - 1200m
06 December 2024 - 14:04
Track Rating: Soft 7, Weather: Fine, Rail Position: +10m Entire



BRISBANE
 RACING CLUB

Section	Overall	1000m	800m	600m	400m	200m
Section Times	1:13.01 [7] (0:14.07)	0:58.94 [4] (0:11.70)	0:47.24 [4] (0:11.88)	0:35.36 [5] (0:11.56)	0:23.80 [5] (0:11.28)	0:12.52 [7] (0:12.52)
Average Speed [km/h]	51.3	61.4	61.2	62.3	63.4	57.6
Top Speed [km/h]	62.6	62.6	62.9	63.4	64.7	62.8
Avg. Dist. to Rail [m]	1.0	0.6	1.3	0.5	1.4	1.6
Avg. Stride Freq. [Hz]	2.2	2.3	2.3	2.3	2.4	2.3
Avg. Stride Length [m]	6.4	7.3	7.4	7.4	7.5	7.1



- [] Ranking at each section and finish
- .-.- No data available at this section
- NA No data available



Horse/Jockey Name	Smart Bint
Final Rank	8
Fastest Section Time (Section)	0:11.48 (1000m)
Top Speed [km/h] (Section)	65.2 (1000m)
Race State	Finished

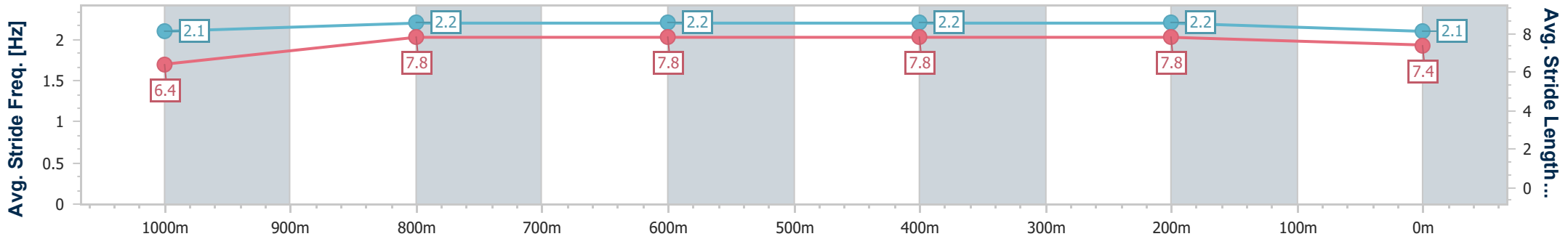
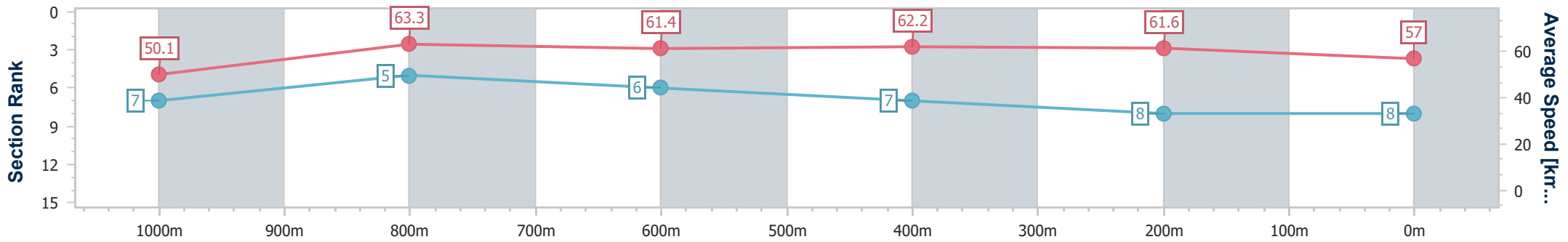


Doomben QLD Professional
Race 2: XXXX Maiden Plate - 1200m
06 December 2024 - 14:04
Track Rating: Soft 7, Weather: Fine, Rail Position: +10m Entire



BRISBANE
RACING CLUB

Section	Overall	1000m	800m	600m	400m	200m
Section Times	1:13.63 [8] (0:14.35)	0:59.28 [7] (0:11.48)	0:47.80 [5] (0:11.83)	0:35.97 [6] (0:11.63)	0:24.34 [7] (0:11.71)	0:12.63 [8] (0:12.63)
Average Speed [km/h]	50.1	63.3	61.4	62.2	61.6	57.0
Top Speed [km/h]	63.0	65.2	62.6	63.2	62.4	60.3
Avg. Dist. to Rail [m]	3.9	2.3	2.1	0.7	2.0	2.6
Avg. Stride Freq. [Hz]	2.1	2.2	2.2	2.2	2.2	2.1
Avg. Stride Length [m]	6.4	7.8	7.8	7.8	7.8	7.4



- [] Ranking at each section and finish
- .-.- No data available at this section
- NA No data available



Horse/Jockey Name	Merron Molly
Final Rank	9
Fastest Section Time (Section)	0:11.42 (600m)
Top Speed [km/h] (Section)	64.3 (600m)
Race State	Finished

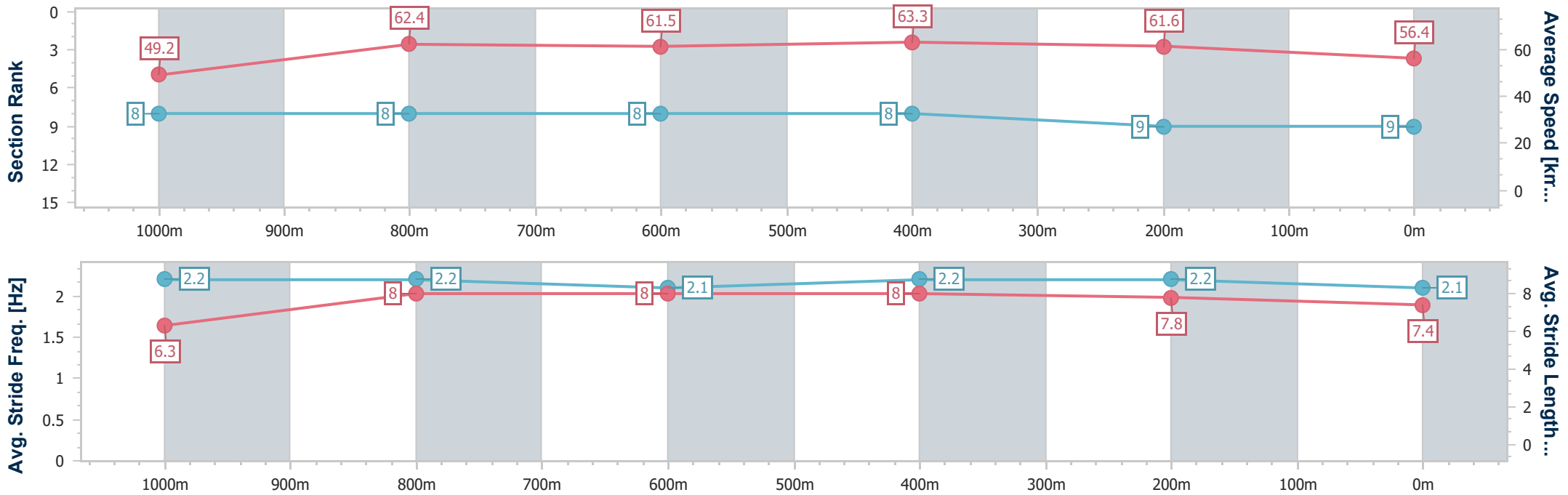


Doomben QLD Professional
Race 2: XXXX Maiden Plate - 1200m
06 December 2024 - 14:04
 Track Rating: Soft 7, Weather: Fine, Rail Position: +10m Entire



BRISBANE
 RACING CLUB

Section	Overall	1000m	800m	600m	400m	200m
Section Times	1:13.83 [9] (0:14.66)	0:59.17 [8] (0:11.52)	0:47.65 [8] (0:11.75)	0:35.90 [8] (0:11.42)	0:24.48 [8] (0:11.70)	0:12.78 [9] (0:12.78)
Average Speed [km/h]	49.2	62.4	61.5	63.3	61.6	56.4
Top Speed [km/h]	62.6	63.5	64.1	64.3	62.6	59.9
Avg. Dist. to Rail [m]	4.5	1.0	0.5	0.3	2.6	4.0
Avg. Stride Freq. [Hz]	2.2	2.2	2.1	2.2	2.2	2.1
Avg. Stride Length [m]	6.3	8.0	8.0	8.0	7.8	7.4



- [] Ranking at each section and finish
- .-.- No data available at this section
- NA No data available



Doomben QLD Professional

Race 3: SKY RACING Maiden Plate - 1200m

06 December 2024 - 14:43



BRISBANE
RACING CLUB

Track Rating: Soft 7, Weather: Fine, Rail Position: +10m Entire

Section		Field Times										Last 600m	
		Overall	1000m	800m	600m	400m	200m						0:36.19
		1:11.91 (0:13.17)	0:58.74 (0:10.82)	0:47.92 (0:11.73)	0:36.19 (0:11.70)	0:24.49 (0:11.87)	0:12.62 (0:12.62)						
Rank	TAB Horse/Jockey	Barrier	Top Speed [km/h]	Fastest Section								Margin	Distance Travelled [m]
1	9 ATTENTIVE Andrew Mallyon	2	69.1 1000m	0:10.96 1000m	1:11.91 [1] (0:13.57)	0:58.34 [9] (0:10.96)	0:47.38 [7] (0:11.68)	0:35.70 [7] (0:11.74)	0:23.96 [6] (0:11.61)	0:12.35 [5] (0:12.35)	1:11.91	0:35.70	
2	13 RED FEATHER BOA Georgina Cartwright	1	69.0 Overall	0:10.97 1000m	1:12.19 [2] (0:13.33)	0:58.86 [4] (0:10.97)	0:47.89 [5] (0:11.74)	0:36.15 [4] (0:11.75)	0:24.40 [4] (0:11.63)	0:12.77 [3] (0:12.77)	1.69L	0:36.15	+4
3	8 STRIKE THE HEART Mark Du Plessis	6	68.9 1000m	0:10.95 1000m	1:12.27 [3] (0:13.53)	0:58.74 [7] (0:10.95)	0:47.79 [6] (0:11.56)	0:36.23 [5] (0:11.81)	0:24.42 [5] (0:11.73)	0:12.69 [6] (0:12.69)	2.13L	0:36.23	+5
4	14 MY SPIRIT Jake Bayliss	10	69.1 1000m	0:10.88 1000m	1:12.39 [4] (0:13.90)	0:58.49 [10] (0:10.88)	0:47.61 [10] (0:11.58)	0:36.03 [9] (0:11.78)	0:24.25 [9] (0:11.55)	0:12.70 [7] (0:12.70)	2.87L	0:36.03	+2
5	2 ANSON BAY Emily Lang	8	70.4 1000m	0:10.91 1000m	1:12.41 [5] (0:13.22)	0:59.19 [2] (0:10.91)	0:48.28 [2] (0:11.67)	0:36.61 [2] (0:11.62)	0:24.99 [1] (0:11.97)	0:13.02 [2] (0:13.02)	2.98L	0:36.61	+2
6	12 VALENCIA ROC Samantha Collett	9	67.1 1000m	0:11.14 1000m	1:12.65 [6] (0:13.54)	0:59.11 [8] (0:11.14)	0:47.97 [9] (0:11.71)	0:36.26 [10] (0:11.80)	0:24.46 [10] (0:11.52)	0:12.94 [8] (0:12.94)	4.35L	0:36.26	+4
7	5 YOUCOMPLETEME Justin Huxtable	7	70.2 Overall	0:10.82 1000m	1:12.71 [7] (0:13.17)	0:59.54 [1] (0:10.82)	0:48.72 [1] (0:11.73)	0:36.99 [1] (0:11.75)	0:25.24 [2] (0:11.82)	0:13.42 [1] (0:13.42)	4.7L	0:36.99	+1
8	1 KEEP SAFE Ryan Maloney	3	70.0 1000m	0:10.98 1000m	1:12.86 [8] (0:13.29)	0:59.57 [3] (0:10.98)	0:48.59 [3] (0:11.67)	0:36.92 [3] (0:11.83)	0:25.09 [3] (0:11.73)	0:13.36 [4] (0:13.36)	5.62L	0:36.92	+8
9	3 AQUAHOLIC Kyle Wilson-Taylor	5	68.1 Overall	0:11.28 1000m	1:12.96 [9] (0:13.34)	0:59.62 [5] (0:11.28)	0:48.34 [8] (0:11.68)	0:36.66 [8] (0:11.79)	0:24.87 [8] (0:11.76)	0:13.11 [9] (0:13.11)	6.18L	0:36.66	+6
10	7 MY MISCHKA Jag Guthmann-Chester	4	68.6 1000m	0:10.95 1000m	1:15.01 [10] (0:13.35)	1:01.66 [6] (0:10.95)	0:50.71 [4] (0:11.75)	0:38.96 [6] (0:12.00)	0:26.96 [7] (0:12.12)	0:14.84 [10] (0:14.84)	18.24L	0:38.96	+9

Scratched: Classic Shiraz (#10), Chatterbox (#6), Private Showtime (#11), Fireforce (#4)

[] Ranking at each section and finish
 -:-:- No data available at this section
 NA No data available

SCN Saddle cloth number
 DNF Did not finish
 DNT Did not track



Horse/Jockey Name	Attentive
Final Rank	1
Fastest Section Time (Section)	0:10.96 (1000m)
Top Speed [km/h] (Section)	69.1 (1000m)
Race State	Finished



Doomben QLD Professional

Race 3: SKY RACING Maiden Plate - 1200m

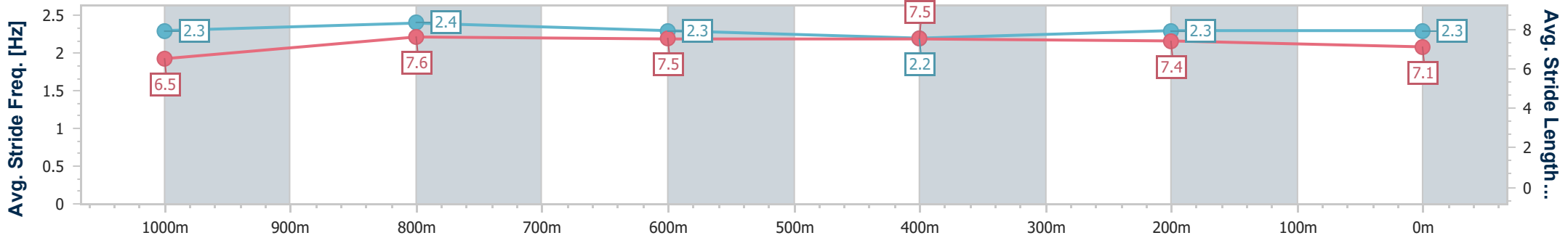
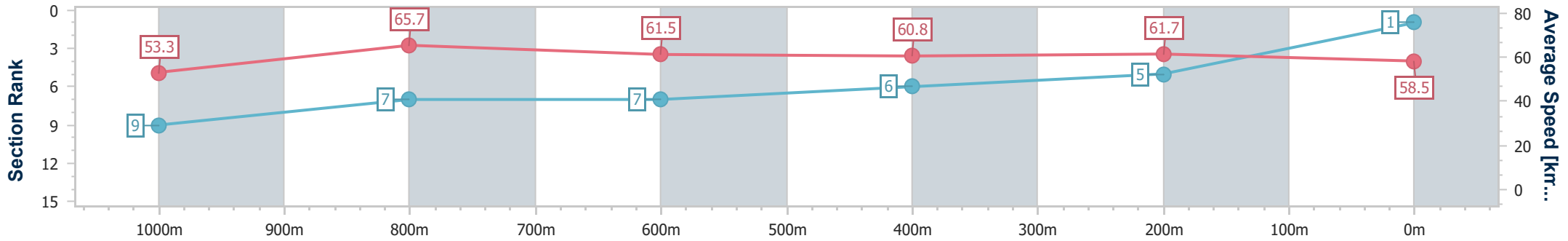
06 December 2024 - 14:43

Track Rating: Soft 7, Weather: Fine, Rail Position: +10m Entire



BRISBANE RACING CLUB

Section	Overall	1000m	800m	600m	400m	200m
Section Times	1:11.91 [1] (0:13.57)	0:58.34 [9] (0:10.96)	0:47.38 [7] (0:11.68)	0:35.70 [7] (0:11.74)	0:23.96 [6] (0:11.61)	0:12.35 [5]
Average Speed [km/h]	53.3	65.7	61.5	60.8	61.7	58.5
Top Speed [km/h]	68.2	69.1	63.6	61.6	63.0	60.1
Avg. Dist. to Rail [m]	1.4	1.0	0.2	1.6	1.6	1.8
Avg. Stride Freq. [Hz]	2.3	2.4	2.3	2.2	2.3	2.3
Avg. Stride Length [m]	6.5	7.6	7.5	7.5	7.4	7.1



- [] Ranking at each section and finish
- .-.- No data available at this section
- NA No data available



Horse/Jockey Name	Red Feather Boa
Final Rank	2
Fastest Section Time (Section)	0:10.97 (1000m)
Top Speed [km/h] (Section)	69.0 (Overall)
Race State	Finished



Doomben QLD Professional

Race 3: SKY RACING Maiden Plate - 1200m

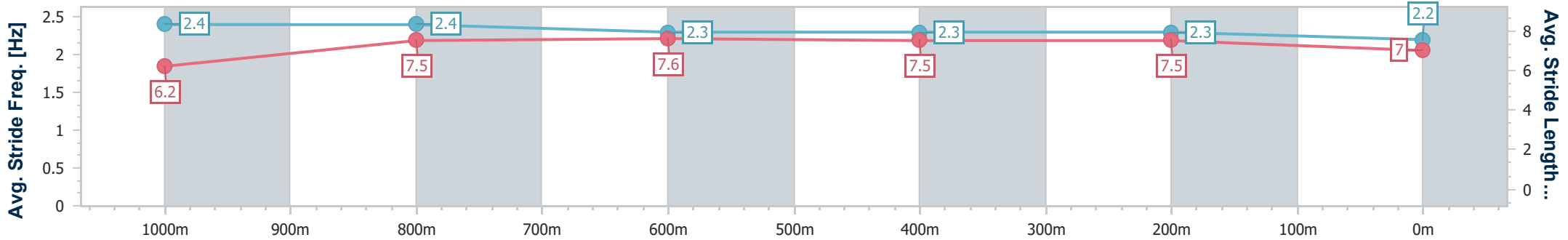
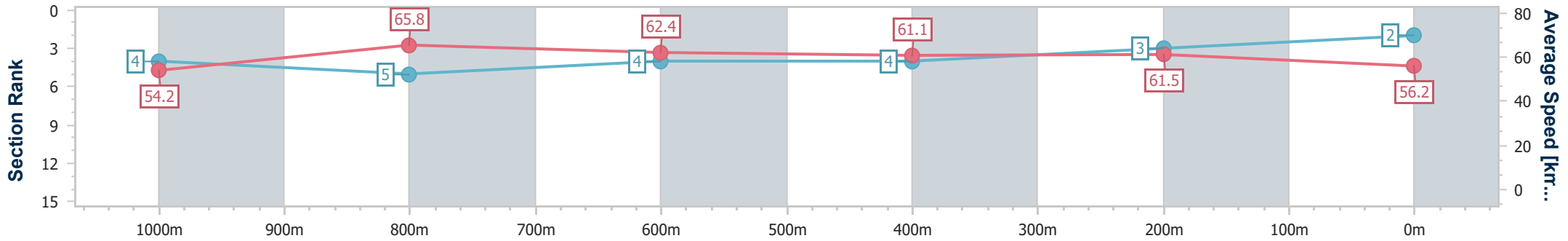
06 December 2024 - 14:43

Track Rating: Soft 7, Weather: Fine, Rail Position: +10m Entire



BRISBANE RACING CLUB

Section	Overall	1000m	800m	600m	400m	200m
Section Times	1:12.19 [2] (0:13.33)	0:58.86 [4] (0:10.97)	0:47.89 [5] (0:11.74)	0:36.15 [4] (0:11.75)	0:24.40 [4] (0:11.63)	0:12.77 [3] (0:12.77)
Average Speed [km/h]	54.2	65.8	62.4	61.1	61.5	56.2
Top Speed [km/h]	69.0	68.9	64.4	62.1	63.0	59.3
Avg. Dist. to Rail [m]	0.7	1.6	3.0	1.7	3.2	0.9
Avg. Stride Freq. [Hz]	2.4	2.4	2.3	2.3	2.3	2.2
Avg. Stride Length [m]	6.2	7.5	7.6	7.5	7.5	7.0



- [] Ranking at each section and finish
- .-.- No data available at this section
- NA No data available



Horse/Jockey Name	Strike The Heart
Final Rank	3
Fastest Section Time (Section)	0:10.95 (1000m)
Top Speed [km/h] (Section)	68.9 (1000m)
Race State	Finished



Doomben QLD Professional

Race 3: SKY RACING Maiden Plate - 1200m

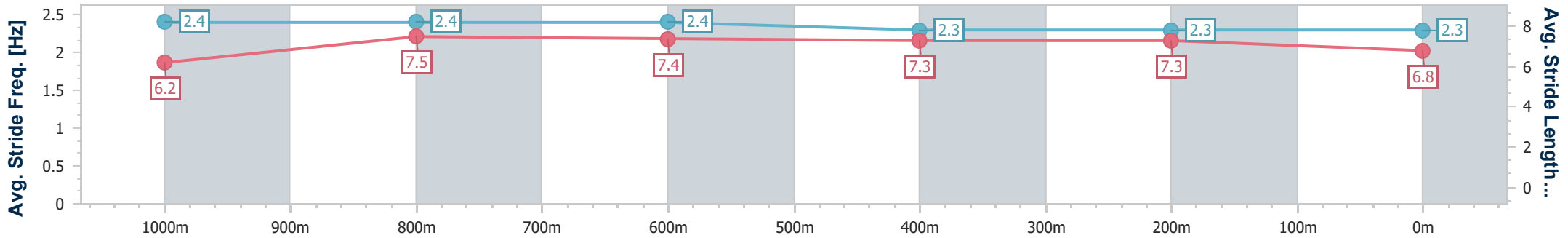
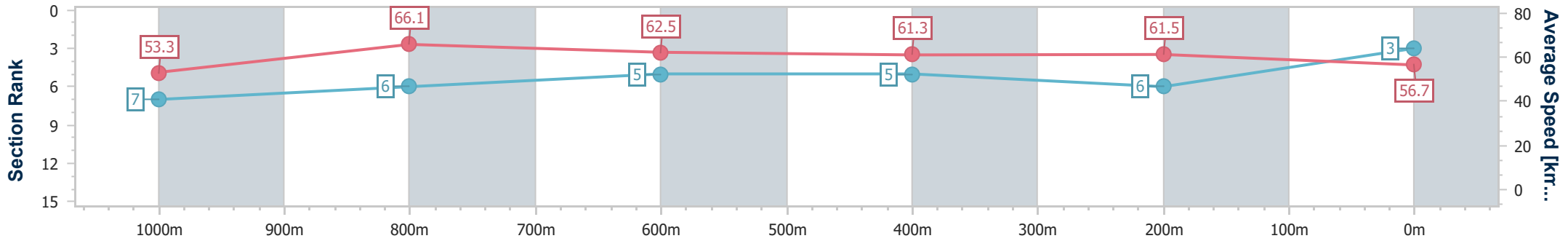
06 December 2024 - 14:43

Track Rating: Soft 7, Weather: Fine, Rail Position: +10m Entire



BRISBANE RACING CLUB

Section	Overall	1000m	800m	600m	400m	200m
Section Times	1:12.27 [3] (0:13.53)	0:58.74 [7] (0:10.95)	0:47.79 [6] (0:11.56)	0:36.23 [5] (0:11.81)	0:24.42 [5] (0:11.73)	0:12.69 [6] (0:12.69)
Average Speed [km/h]	53.3	66.1	62.5	61.3	61.5	56.7
Top Speed [km/h]	68.3	68.9	63.8	62.4	62.4	60.4
Avg. Dist. to Rail [m]	5.2	1.9	1.3	0.7	1.7	4.1
Avg. Stride Freq. [Hz]	2.4	2.4	2.4	2.3	2.3	2.3
Avg. Stride Length [m]	6.2	7.5	7.4	7.3	7.3	6.8



- [] Ranking at each section and finish
- .-.- No data available at this section
- NA No data available



Horse/Jockey Name	My Spirit
Final Rank	4
Fastest Section Time (Section)	0:10.88 (1000m)
Top Speed [km/h] (Section)	69.1 (1000m)
Race State	Finished



Doomben QLD Professional

Race 3: SKY RACING Maiden Plate - 1200m

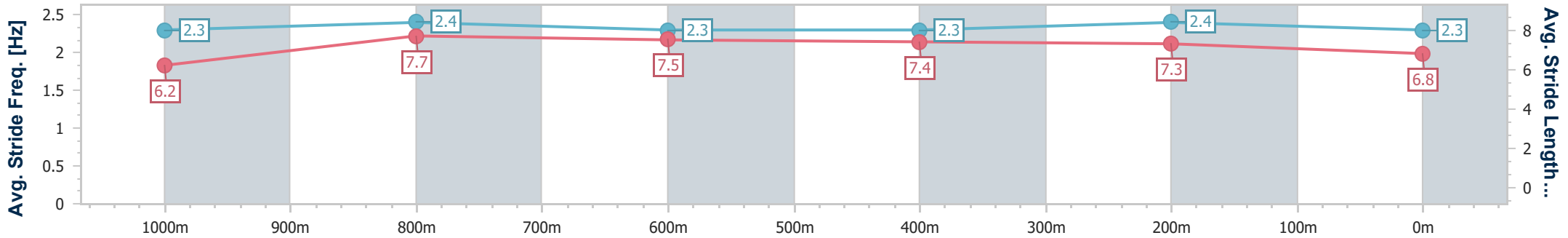
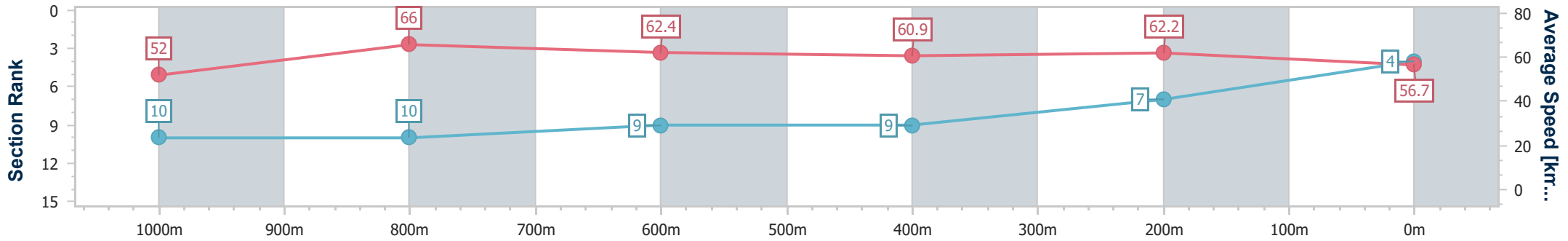
06 December 2024 - 14:43

Track Rating: Soft 7, Weather: Fine, Rail Position: +10m Entire



BRISBANE RACING CLUB

Section	Overall	1000m	800m	600m	400m	200m
Section Times	1:12.39 [4] (0:13.90)	0:58.49 [10] (0:10.88)	0:47.61 [10] (0:11.58)	0:36.03 [9] (0:11.78)	0:24.25 [9] (0:11.55)	0:12.70 [7] (0:12.70)
Average Speed [km/h]	52.0	66.0	62.4	60.9	62.2	56.7
Top Speed [km/h]	67.3	69.1	62.7	62.1	63.5	59.9
Avg. Dist. to Rail [m]	4.8	0.6	0.2	0.4	0.6	0.4
Avg. Stride Freq. [Hz]	2.3	2.4	2.3	2.3	2.4	2.3
Avg. Stride Length [m]	6.2	7.7	7.5	7.4	7.3	6.8



- [] Ranking at each section and finish
- .-.-.- No data available at this section
- NA No data available



Horse/Jockey Name	Anson Bay
Final Rank	5
Fastest Section Time (Section)	0:10.91 (1000m)
Top Speed [km/h] (Section)	70.4 (1000m)
Race State	Finished

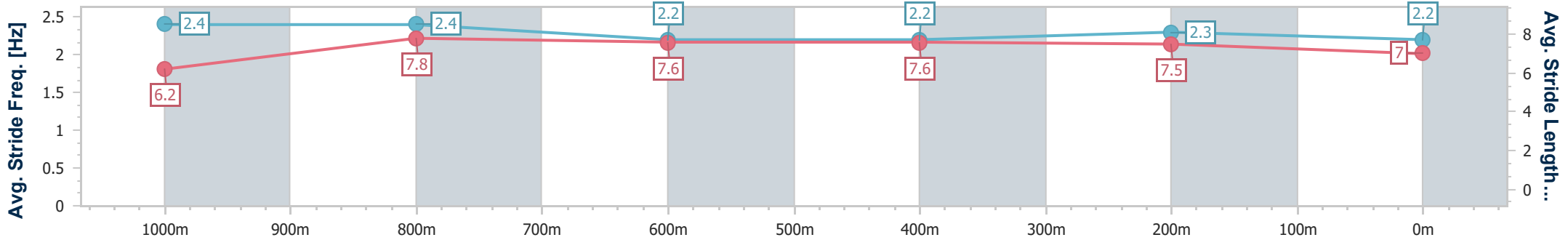
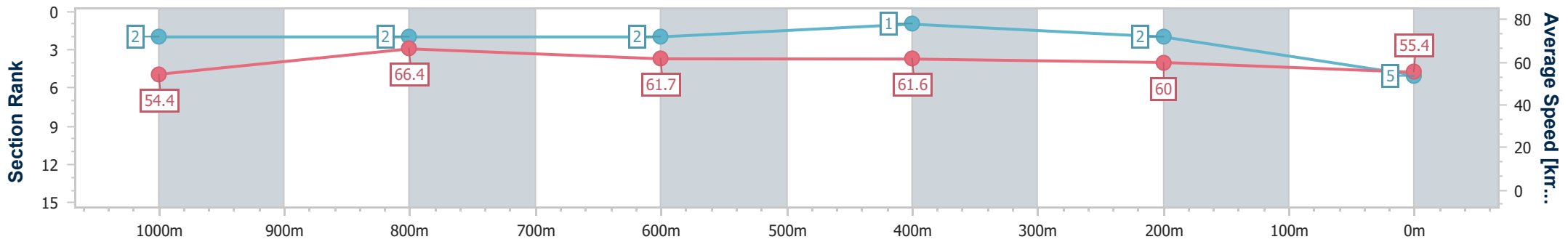


Doomben QLD Professional
Race 3: SKY RACING Maiden Plate - 1200m
06 December 2024 - 14:43
 Track Rating: Soft 7, Weather: Fine, Rail Position: +10m Entire



BRISBANE
RACING CLUB

Section	Overall	1000m	800m	600m	400m	200m
Section Times	1:12.41 [5] (0:13.22)	0:59.19 [2] (0:10.91)	0:48.28 [2] (0:11.67)	0:36.61 [2] (0:11.62)	0:24.99 [1] (0:11.97)	0:13.02 [2] (0:13.02)
Average Speed [km/h]	54.4	66.4	61.7	61.6	60.0	55.4
Top Speed [km/h]	69.0	70.4	63.9	62.6	61.3	59.2
Avg. Dist. to Rail [m]	7.6	2.6	0.4	1.0	0.9	2.1
Avg. Stride Freq. [Hz]	2.4	2.4	2.2	2.2	2.3	2.2
Avg. Stride Length [m]	6.2	7.8	7.6	7.6	7.5	7.0



- [] Ranking at each section and finish
- .-.- No data available at this section
- NA No data available



Horse/Jockey Name	Valencia Roc
Final Rank	6
Fastest Section Time (Section)	0:11.14 (1000m)
Top Speed [km/h] (Section)	67.1 (1000m)
Race State	Finished



Doomben QLD Professional

Race 3: SKY RACING Maiden Plate - 1200m

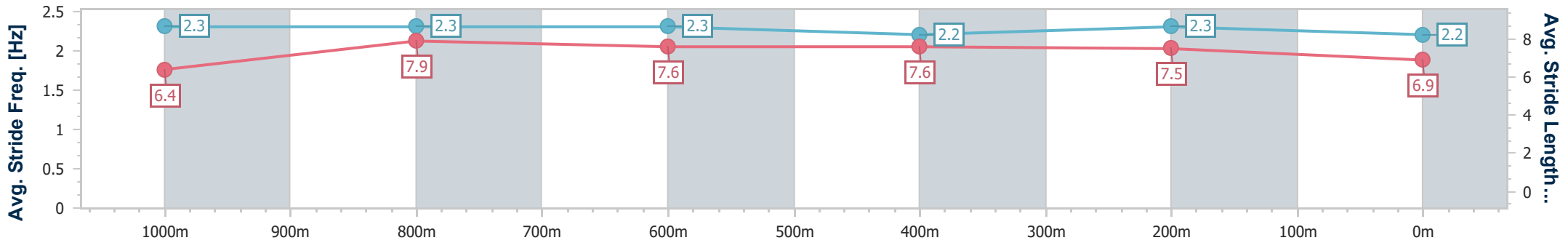
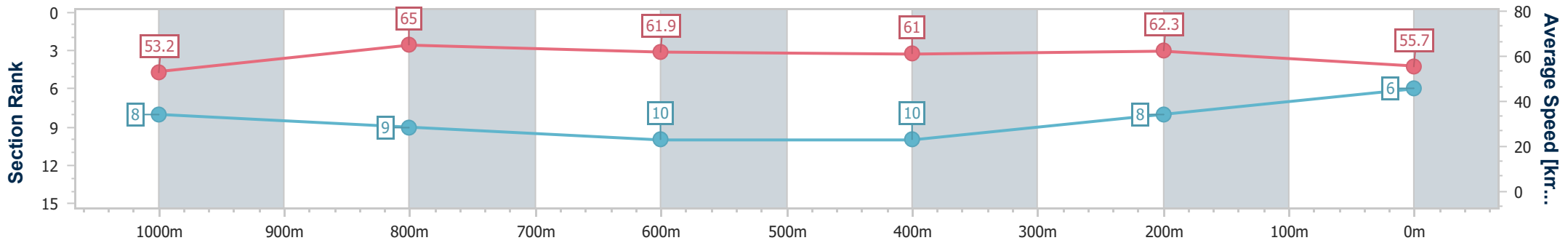
06 December 2024 - 14:43

Track Rating: Soft 7, Weather: Fine, Rail Position: +10m Entire



BRISBANE RACING CLUB

Section	Overall	1000m	800m	600m	400m	200m
Section Times	1:12.65 [6] (0:13.54)	0:59.11 [8] (0:11.14)	0:47.97 [9] (0:11.71)	0:36.26 [10] (0:11.80)	0:24.46 [10] (0:11.52)	0:12.94 [8] (0:12.94)
Average Speed [km/h]	53.2	65.0	61.9	61.0	62.3	55.7
Top Speed [km/h]	67.1	67.1	62.4	62.2	63.9	59.9
Avg. Dist. to Rail [m]	7.3	2.1	1.9	1.6	2.9	6.9
Avg. Stride Freq. [Hz]	2.3	2.3	2.3	2.2	2.3	2.2
Avg. Stride Length [m]	6.4	7.9	7.6	7.6	7.5	6.9



- [] Ranking at each section and finish
- .-.- No data available at this section
- NA No data available



Horse/Jockey Name	Youcomplete
Final Rank	7
Fastest Section Time (Section)	0:10.82 (1000m)
Top Speed [km/h] (Section)	70.2 (Overall)
Race State	Finished



Doomben QLD Professional

Race 3: SKY RACING Maiden Plate - 1200m

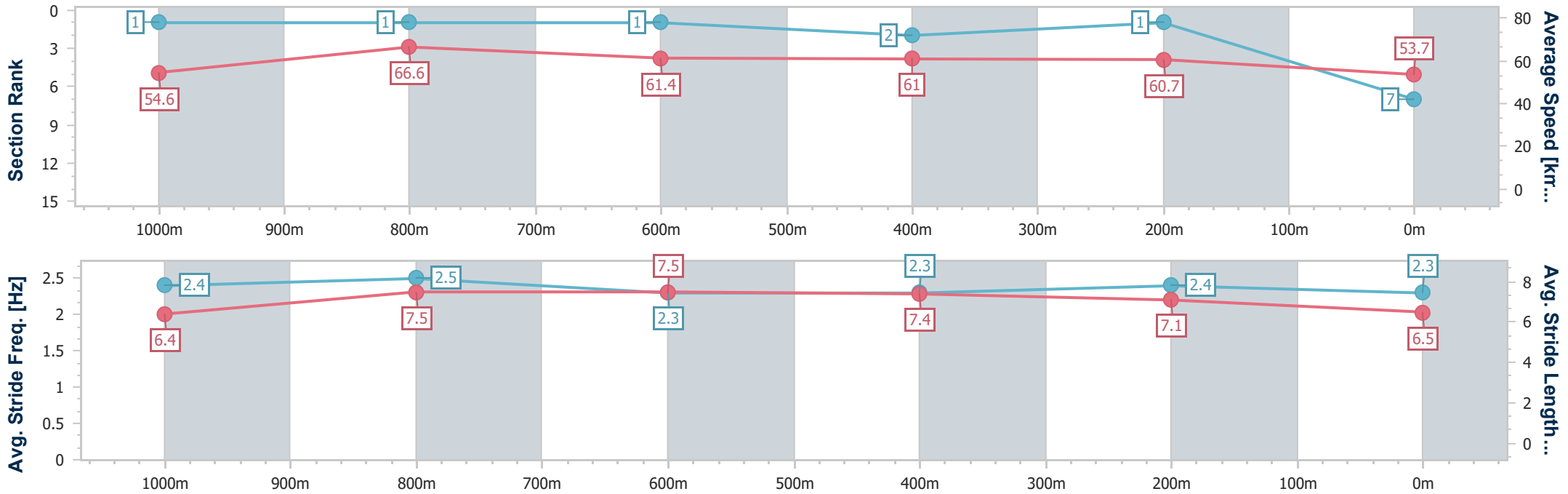
06 December 2024 - 14:43

Track Rating: Soft 7, Weather: Fine, Rail Position: +10m Entire



BRISBANE RACING CLUB

Section	Overall	1000m	800m	600m	400m	200m
Section Times	1:12.71 [7] (0:13.17)	0:59.54 [1] (0:10.82)	0:48.72 [1] (0:11.73)	0:36.99 [1] (0:11.75)	0:25.24 [2] (0:11.82)	0:13.42 [1] (0:13.42)
Average Speed [km/h]	54.6	66.6	61.4	61.0	60.7	53.7
Top Speed [km/h]	70.2	70.1	63.5	62.3	62.6	58.5
Avg. Dist. to Rail [m]	5.8	1.1	0.3	1.0	1.2	2.4
Avg. Stride Freq. [Hz]	2.4	2.5	2.3	2.3	2.4	2.3
Avg. Stride Length [m]	6.4	7.5	7.5	7.4	7.1	6.5



- [] Ranking at each section and finish
- .-.- No data available at this section
- NA No data available



Horse/Jockey Name	Keep Safe
Final Rank	8
Fastest Section Time (Section)	0:10.98 (1000m)
Top Speed [km/h] (Section)	70.0 (1000m)
Race State	Finished

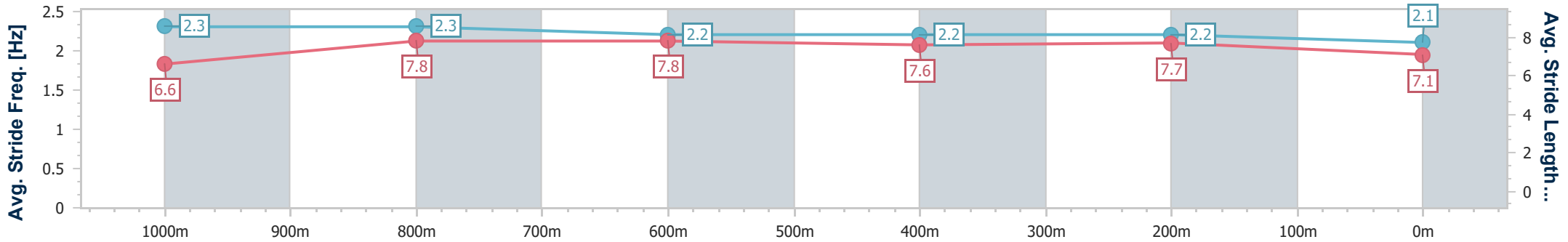
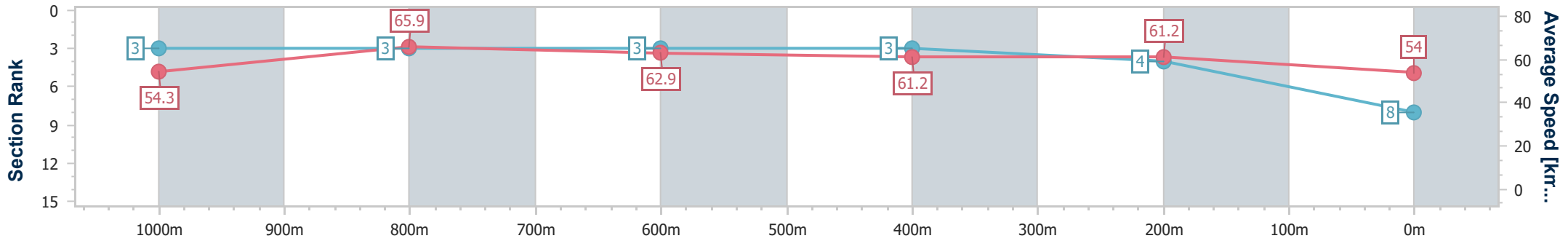


Doomben QLD Professional
Race 3: SKY RACING Maiden Plate - 1200m
06 December 2024 - 14:43
 Track Rating: Soft 7, Weather: Fine, Rail Position: +10m Entire



BRISBANE
RACING CLUB

Section	Overall	1000m	800m	600m	400m	200m
Section Times	1:12.86 [8] (0:13.29)	0:59.57 [3] (0:10.98)	0:48.59 [3] (0:11.67)	0:36.92 [3] (0:11.83)	0:25.09 [3] (0:11.73)	0:13.36 [4] (0:13.36)
Average Speed [km/h]	54.3	65.9	62.9	61.2	61.2	54.0
Top Speed [km/h]	69.7	70.0	63.6	62.8	62.2	58.9
Avg. Dist. to Rail [m]	2.4	2.6	3.2	1.6	1.2	2.5
Avg. Stride Freq. [Hz]	2.3	2.3	2.2	2.2	2.2	2.1
Avg. Stride Length [m]	6.6	7.8	7.8	7.6	7.7	7.1



- [] Ranking at each section and finish
- .-.- No data available at this section
- NA No data available



Horse/Jockey Name	Aquaholic
Final Rank	9
Fastest Section Time (Section)	0:11.28 (1000m)
Top Speed [km/h] (Section)	68.1 (Overall)
Race State	Finished



Doomben QLD Professional

Race 3: SKY RACING Maiden Plate - 1200m

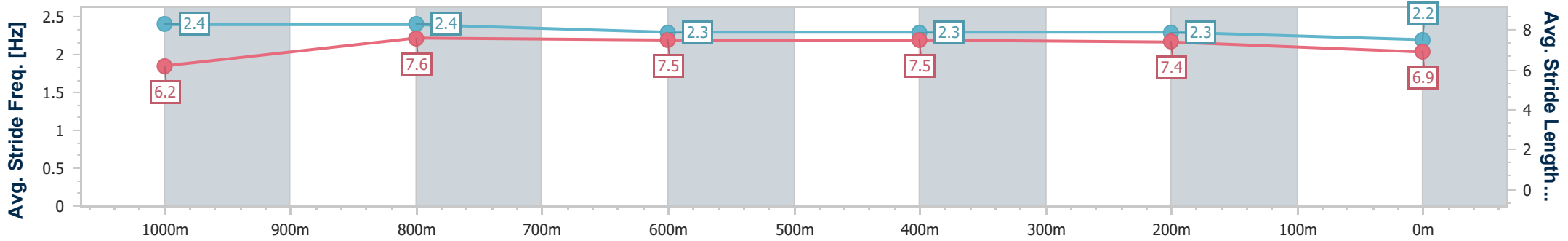
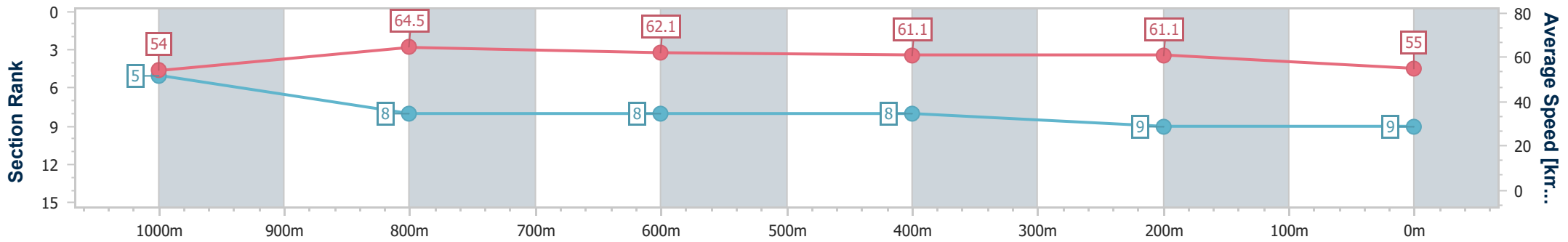
06 December 2024 - 14:43

Track Rating: Soft 7, Weather: Fine, Rail Position: +10m Entire



BRISBANE RACING CLUB

Section	Overall	1000m	800m	600m	400m	200m
Section Times	1:12.96 [9] (0:13.34)	0:59.62 [5] (0:11.28)	0:48.34 [8] (0:11.68)	0:36.66 [8] (0:11.79)	0:24.87 [8] (0:11.76)	0:13.11 [9] (0:13.11)
Average Speed [km/h]	54.0	64.5	62.1	61.1	61.1	55.0
Top Speed [km/h]	68.1	67.4	63.2	61.8	62.1	58.8
Avg. Dist. to Rail [m]	4.3	2.8	1.9	0.8	2.1	3.8
Avg. Stride Freq. [Hz]	2.4	2.4	2.3	2.3	2.3	2.2
Avg. Stride Length [m]	6.2	7.6	7.5	7.5	7.4	6.9



- [] Ranking at each section and finish
- .-.- No data available at this section
- NA No data available



Horse/Jockey Name	My Mischka
Final Rank	10
Fastest Section Time (Section)	0:10.95 (1000m)
Top Speed [km/h] (Section)	68.6 (1000m)
Race State	Finished



Doomben QLD Professional

Race 3: SKY RACING Maiden Plate - 1200m

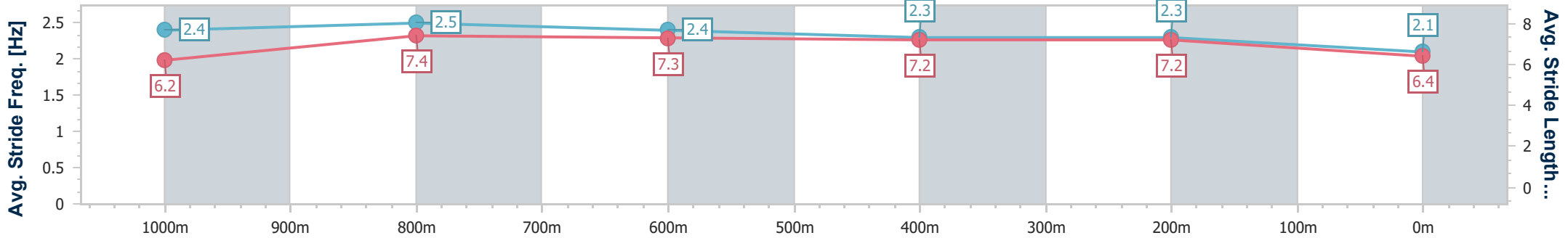
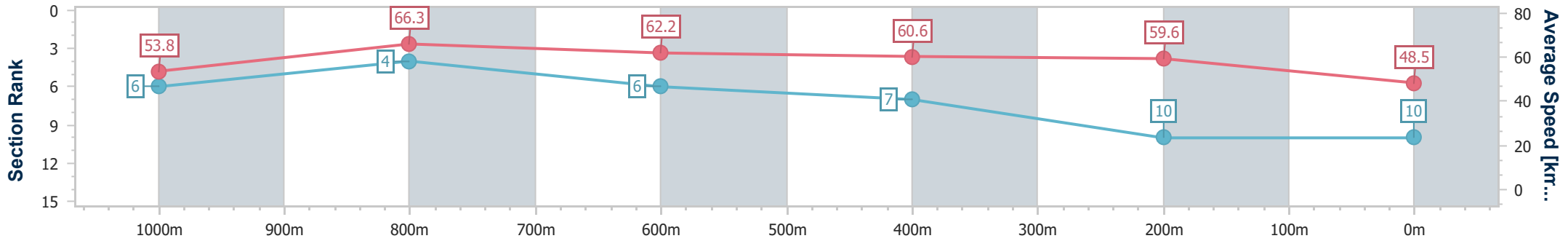
06 December 2024 - 14:43

Track Rating: Soft 7, Weather: Fine, Rail Position: +10m Entire



BRISBANE RACING CLUB

Section	Overall	1000m	800m	600m	400m	200m
Section Times	1:15.01 [10] (0:13.35)	1:01.66 [6] (0:10.95)	0:50.71 [4] (0:11.75)	0:38.96 [6] (0:12.00)	0:26.96 [7] (0:12.12)	0:14.84 [10] (0:14.84)
Average Speed [km/h]	53.8	66.3	62.2	60.6	59.6	48.5
Top Speed [km/h]	68.1	68.6	64.0	61.8	61.2	56.1
Avg. Dist. to Rail [m]	3.5	2.4	3.2	1.5	2.3	2.0
Avg. Stride Freq. [Hz]	2.4	2.5	2.4	2.3	2.3	2.1
Avg. Stride Length [m]	6.2	7.4	7.3	7.2	7.2	6.4



- [] Ranking at each section and finish
- .-.- No data available at this section
- NA No data available



Doomben QLD Professional
Race 4: EMPIRE OF JAPAN @ HOPETOUN FARM QTIS Three-Year-Old
Maiden Plate - 1350m
06 December 2024 - 15:23



Track Rating: Soft 7, Weather: Fine, Rail Position: +10m Entire

Section		Overall	1200m	1000m	800m	600m	400m	Last 600m				
Field Times		1:21.14 (0:10.91)	1:10.23 (0:10.42)	0:59.81 (0:11.14)	0:48.67 (0:11.96)	0:36.71 (0:12.10)	0:24.61 (0:11.98)	0:36.71				
Rank	TAB Horse/Jockey	Barrier	Top Speed [km/h]	Fastest Section							Distance Travelled [m]	
1	4 CELESTIAL BLAZE James Orman	5	70.1 1200m	0:10.42 1200m	1:21.14 [1] (0:10.91)	1:10.23 [1] (0:10.42)	0:59.81 [1] (0:11.14)	0:48.67 [1] (0:11.97)	0:36.70 [2] (0:12.09)	0:24.61 [1] (0:11.98)	0:36.70	
2	14 ARATIRI Georgina Cartwright	1	68.1 1200m	0:10.66 1200m	1:21.26 [2] (0:11.13)	1:10.13 [4] (0:10.66)	0:59.47 [4] (0:11.23)	0:48.24 [4] (0:11.69)	0:36.55 [4] (0:11.87)	0:24.68 [2] (0:12.10)	0:36.55	-9
3	8 MAZIS Ryan Maloney	7	66.0 1200m	0:10.99 1200m	1:21.67 [3] (0:11.51)	1:10.16 [8] (0:10.99)	0:59.17 [8] (0:11.13)	0:48.04 [8] (0:11.57)	0:36.47 [7] (0:11.95)	0:24.52 [8] (0:12.13)	0:36.47	-4
4	16 EVERYWHERE Angela Jones	4	70.0 1200m	0:10.70 1200m	1:21.97 [4] (0:11.30)	1:10.67 [6] (0:10.70)	0:59.97 [5] (0:11.11)	0:48.86 [6] (0:11.85)	0:37.01 [6] (0:11.98)	0:25.03 [5] (0:12.16)	0:37.01	-6
5	9 TRUSTY BANDIT Taylor Marshall	8	67.3 1200m	0:11.05 1200m	1:22.28 [5] (0:11.61)	1:10.67 [9] (0:11.05)	0:59.62 [9] (0:11.30)	0:48.32 [9] (0:11.70)	0:36.62 [9] (0:11.93)	0:24.69 [10] (0:11.76)	0:36.62	+3
6	6 JAMCART Tahlia Fenlon	9	65.1 1200m	0:11.16 1200m	1:22.61 [6] (0:11.90)	1:10.71 [10] (0:11.16)	0:59.55 [10] (0:11.32)	0:48.23 [10] (0:11.44)	0:36.79 [10] (0:11.73)	0:25.06 [9] (0:11.99)	0:36.79	-7
7	11 AQUATEMPO Robbie Dolan	3	67.0 1000m	0:10.93 1200m	1:22.66 [7] (0:11.08)	1:11.58 [3] (0:10.93)	1:00.65 [6] (0:11.07)	0:49.58 [5] (0:11.80)	0:37.78 [5] (0:12.06)	0:25.72 [6] (0:12.36)	0:37.78	+0
8	13 SHEDRIVESABENTLEY Damien Thornton	6	66.7 1200m	0:11.11 1200m	1:23.09 [8] (0:11.32)	1:11.77 [7] (0:11.11)	1:00.66 [7] (0:11.13)	0:49.53 [7] (0:11.70)	0:37.83 [8] (0:11.76)	0:26.07 [7] (0:12.25)	0:37.83	-3
9	2 AVERRED Nikita Beriman	2	68.4 1200m	0:10.66 1200m	1:23.14 [9] (0:11.03)	1:12.11 [2] (0:10.66)	1:01.45 [3] (0:11.22)	0:50.23 [3] (0:11.78)	0:38.45 [3] (0:12.03)	0:26.42 [4] (0:12.54)	0:38.45	-2
10	3 BOOMROUX Martin Harley	10	71.0 1200m	0:10.39 1200m	1:25.10 [10] (0:11.13)	1:13.97 [5] (0:10.39)	1:03.58 [2] (0:11.07)	0:52.51 [2] (0:11.84)	0:40.67 [1] (0:12.19)	0:28.48 [3] (0:13.16)	0:40.67	-2

Scratched: Alecia (#15), Humid (#12), Alpine Raider (#1), Key Component (#18), Let'sgo Hugo (#17), Double Whammy (#5), Kiwi Spirit (#7), Aima Sun (#10)

[] Ranking at each section and finish
 -:-:- No data available at this section
 NA No data available
 SCN Saddle cloth number
 DNF Did not finish
 DNT Did not track



Doomben QLD Professional
Race 4: EMPIRE OF JAPAN @ HOPETOUN FARM QTIS Three-Year-Old
Maiden Plate - 1350m
06 December 2024 - 15:23



Track Rating: Soft 7, Weather: Fine, Rail Position: +10m Entire

Section				200m				Last 600m	
Field Times				0:12.63				0:36.71	
				(0:12.63)					
Rank	TAB Horse/Jockey	Barrier	Top Speed [km/h]	Fastest Section	Margin				Distance Travelled [m]
1	4 CELESTIAL BLAZE James Orman	5	70.1 1200m	0:10.42 1200m	0:12.63 [1] (0:12.63)	1:21.14		0:36.70	
2	14 ARATIRI Georgina Cartwright	1	68.1 1200m	0:10.66 1200m	0:12.58 [2] (0:12.58)	0.73L		0:36.55	-9
3	8 MAZIS Ryan Maloney	7	66.0 1200m	0:10.99 1200m	0:12.39 [6] (0:12.39)	3.14L		0:36.47	-4
4	16 EVERYWHERE Angela Jones	4	70.0 1200m	0:10.70 1200m	0:12.87 [3] (0:12.87)	4.92L		0:37.01	-6
5	9 TRUSTY BANDIT Taylor Marshall	8	67.3 1200m	0:11.05 1200m	0:12.93 [8] (0:12.93)	6.74L		0:36.62	+3
6	6 JAMCART Tahlia Fenlon	9	65.1 1200m	0:11.16 1200m	0:13.07 [9] (0:13.07)	8.68L		0:36.79	-7
7	11 AQUATEMPO Robbie Dolan	3	67.0 1000m	0:10.93 1200m	0:13.36 [7] (0:13.36)	8.94L		0:37.78	+0
8	13 SHEDRIVESABENTLEY Damien Thornton	6	66.7 1200m	0:11.11 1200m	0:13.82 [5] (0:13.82)	11.51L		0:37.83	-3
9	2 AVERRED Nikita Beriman	2	68.4 1200m	0:10.66 1200m	0:13.88 [4] (0:13.88)	11.79L		0:38.45	-2
10	3 BOOMROUX Martin Harley	10	71.0 1200m	0:10.39 1200m	0:15.32 [10] (0:15.32)	23.33L		0:40.67	-2

Scratched: Alecia (#15), Humid (#12), Alpine Raider (#1), Key Component (#18), Let'sgo Hugo (#17), Double Whammy (#5), Kiwi Spirit (#7), Aima Sun (#10)

[] Ranking at each section and finish
 -:-:- No data available at this section
 NA No data available

SCN Saddle cloth number
 DNF Did not finish
 DNT Did not track



Horse/Jockey Name	Celestial Blaze
Final Rank	1
Fastest Section Time (Section)	0:10.42 (1200m)
Top Speed [km/h] (Section)	70.1 (1200m)
Race State	Finished

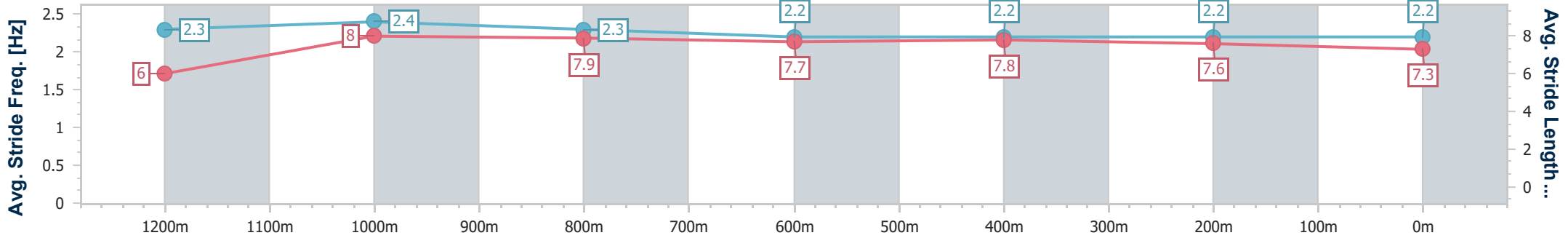
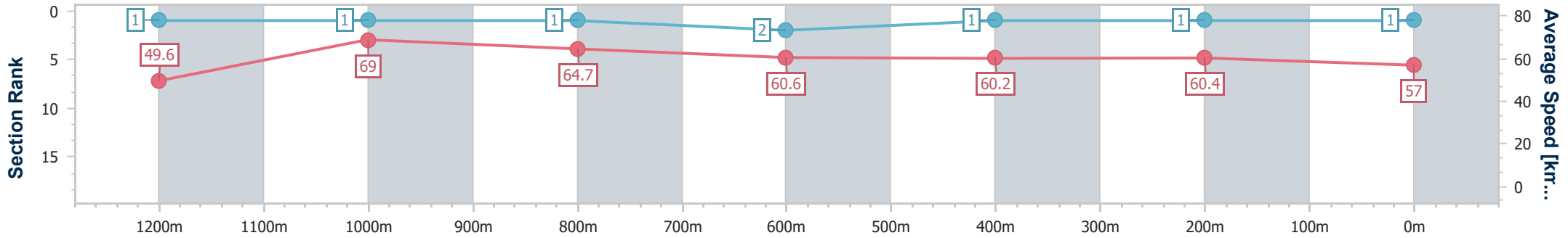


Doomben QLD Professional
Race 4: EMPIRE OF JAPAN @ HOPETOUN FARM QTIS Three-Year-Old Maiden Plate - 1350m
 06 December 2024 - 15:23
 Track Rating: Soft 7, Weather: Fine, Rail Position: +10m Entire



BRISBANE
RACING CLUB

Section	Overall	1200m	1000m	800m	600m	400m	200m
Section Times	1:21.14 [1] (0:10.91)	1:10.23 [1] (0:10.42)	0:59.81 [1] (0:11.14)	0:48.67 [1] (0:11.97)	0:36.70 [2] (0:12.09)	0:24.61 [1] (0:11.98)	0:12.63 [1] (0:12.63)
Average Speed [km/h]	49.6	69.0	64.7	60.6	60.2	60.4	57.0
Top Speed [km/h]	68.9	70.1	67.5	62.3	61.0	61.8	59.4
Avg. Dist. to Rail [m]	6.2	3.1	0.7	2.0	1.9	1.4	0.3
Avg. Stride Freq. [Hz]	2.3	2.4	2.3	2.2	2.2	2.2	2.2
Avg. Stride Length [m]	6.0	8.0	7.9	7.7	7.8	7.6	7.3



- [] Ranking at each section and finish
- .-.- No data available at this section
- NA No data available



Horse/Jockey Name	Aratiri
Final Rank	2
Fastest Section Time (Section)	0:10.66 (1200m)
Top Speed [km/h] (Section)	68.1 (1200m)
Race State	Finished

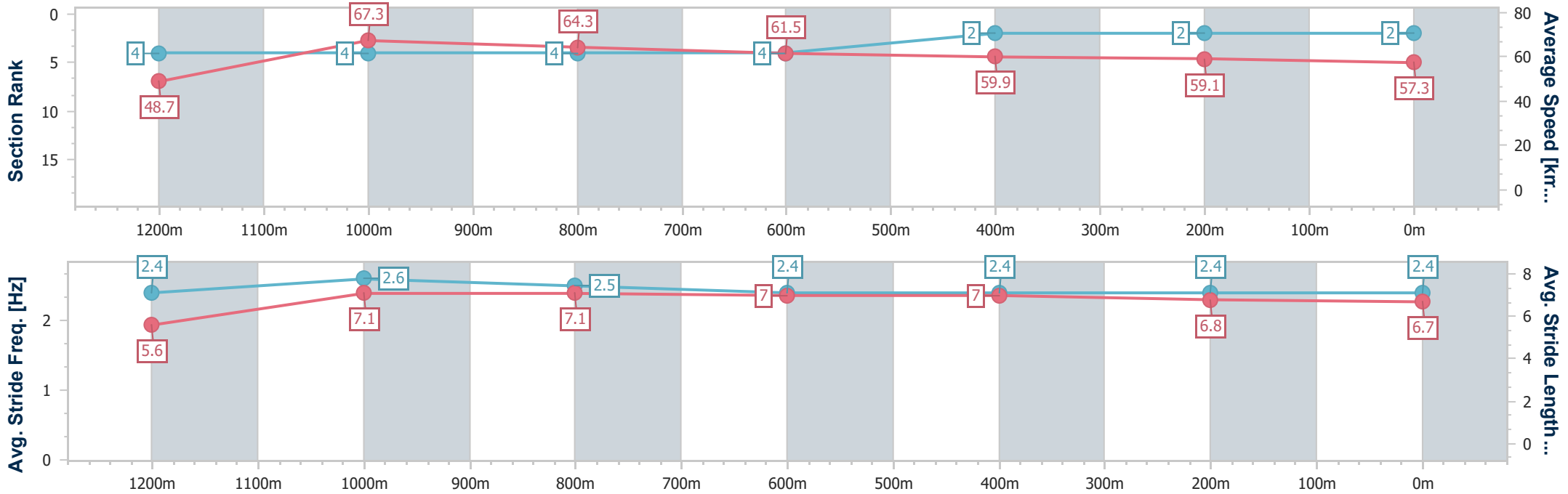


Doomben QLD Professional
Race 4: EMPIRE OF JAPAN @ HOPETOUN FARM QTIS Three-Year-Old Maiden Plate - 1350m
 06 December 2024 - 15:23
 Track Rating: Soft 7, Weather: Fine, Rail Position: +10m Entire



BRISBANE
RACING CLUB

Section	Overall	1200m	1000m	800m	600m	400m	200m
Section Times	1:21.26 [2] (0:11.13)	1:10.13 [4] (0:10.66)	0:59.47 [4] (0:11.23)	0:48.24 [4] (0:11.69)	0:36.55 [4] (0:11.87)	0:24.68 [2] (0:12.10)	0:12.58 [2] (0:12.58)
Average Speed [km/h]	48.7	67.3	64.3	61.5	59.9	59.1	57.3
Top Speed [km/h]	66.6	68.1	66.5	62.9	60.5	61.1	59.1
Avg. Dist. to Rail [m]	1.8	1.4	1.2	1.2	2.1	1.6	2.3
Avg. Stride Freq. [Hz]	2.4	2.6	2.5	2.4	2.4	2.4	2.4
Avg. Stride Length [m]	5.6	7.1	7.1	7.0	7.0	6.8	6.7



- [] Ranking at each section and finish
- .-.- No data available at this section
- NA No data available



Horse/Jockey Name	Mazis
Final Rank	3
Fastest Section Time (Section)	0:10.99 (1200m)
Top Speed [km/h] (Section)	66.0 (1200m)
Race State	Finished

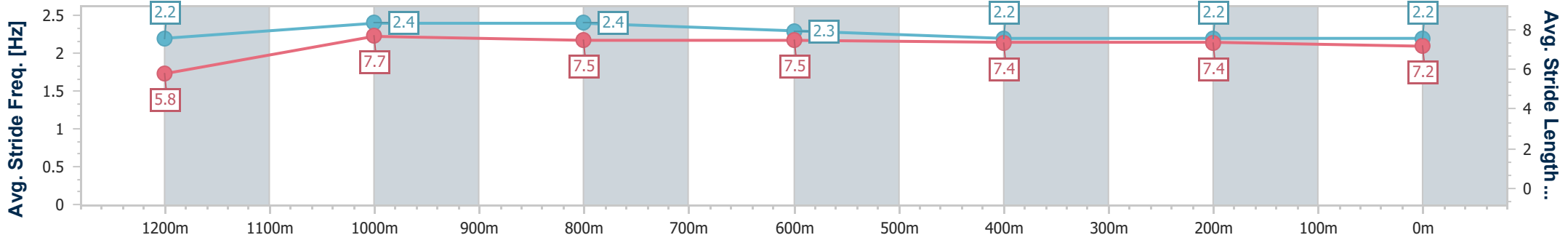
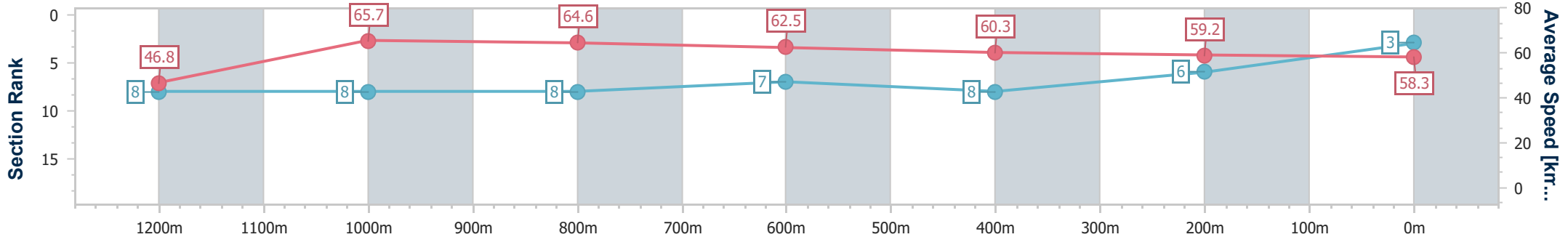


Doomben QLD Professional
Race 4: EMPIRE OF JAPAN @ HOPETOUN FARM QTIS Three-Year-Old Maiden Plate - 1350m
06 December 2024 - 15:23
 Track Rating: Soft 7, Weather: Fine, Rail Position: +10m Entire



BRISBANE
RACING CLUB

Section	Overall	1200m	1000m	800m	600m	400m	200m
Section Times	1:21.67 [3] (0:11.51)	1:10.16 [8] (0:10.99)	0:59.17 [8] (0:11.13)	0:48.04 [8] (0:11.57)	0:36.47 [7] (0:11.95)	0:24.52 [8] (0:12.13)	0:12.39 [6] (0:12.39)
Average Speed [km/h]	46.8	65.7	64.6	62.5	60.3	59.2	58.3
Top Speed [km/h]	63.4	66.0	65.9	63.7	61.3	60.4	60.2
Avg. Dist. to Rail [m]	6.1	1.9	0.8	0.7	0.3	0.4	0.6
Avg. Stride Freq. [Hz]	2.2	2.4	2.4	2.3	2.2	2.2	2.2
Avg. Stride Length [m]	5.8	7.7	7.5	7.5	7.4	7.4	7.2



- [] Ranking at each section and finish
- .-.- No data available at this section
- NA No data available



Horse/Jockey Name	Everywhere
Final Rank	4
Fastest Section Time (Section)	0:10.70 (1200m)
Top Speed [km/h] (Section)	70.0 (1200m)
Race State	Finished

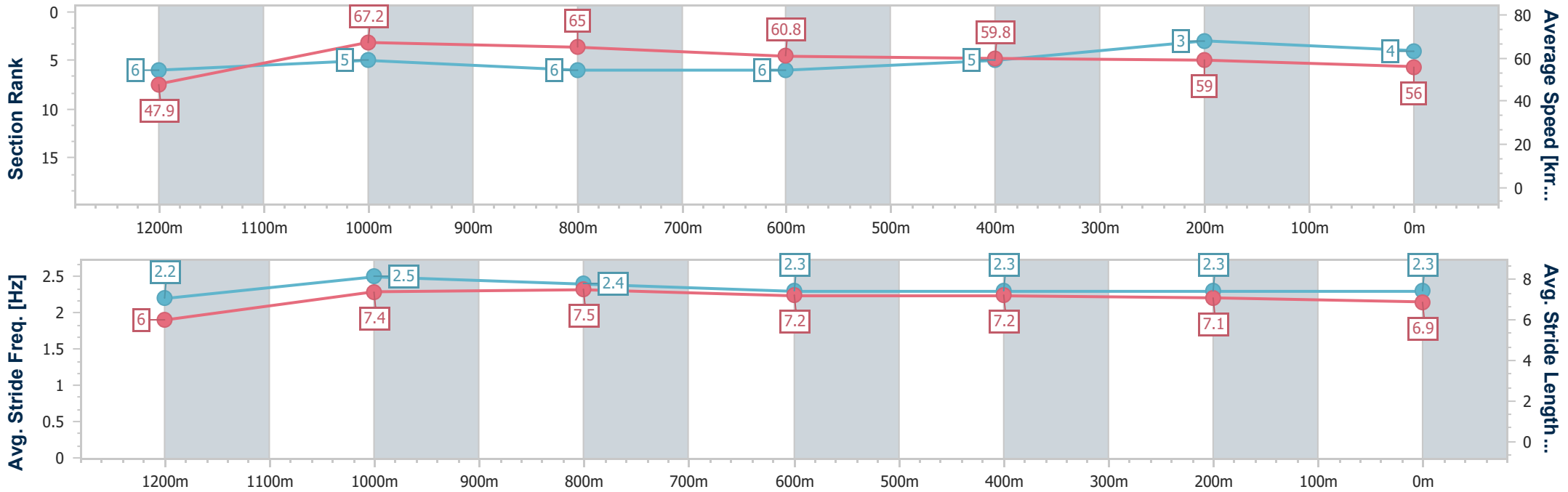


Doomben QLD Professional
Race 4: EMPIRE OF JAPAN @ HOPETOUN FARM QTIS Three-Year-Old Maiden Plate - 1350m
 06 December 2024 - 15:23
 Track Rating: Soft 7, Weather: Fine, Rail Position: +10m Entire



BRISBANE
RACING CLUB

Section	Overall	1200m	1000m	800m	600m	400m	200m
Section Times	1:21.97 [4] (0:11.30)	1:10.67 [6] (0:10.70)	0:59.97 [5] (0:11.11)	0:48.86 [6] (0:11.85)	0:37.01 [6] (0:11.98)	0:25.03 [5] (0:12.16)	0:12.87 [3] (0:12.87)
Average Speed [km/h]	47.9	67.2	65.0	60.8	59.8	59.0	56.0
Top Speed [km/h]	65.5	70.0	67.1	62.4	60.3	60.3	58.3
Avg. Dist. to Rail [m]	3.8	1.0	0.6	0.2	0.7	0.9	2.5
Avg. Stride Freq. [Hz]	2.2	2.5	2.4	2.3	2.3	2.3	2.3
Avg. Stride Length [m]	6.0	7.4	7.5	7.2	7.2	7.1	6.9



- [] Ranking at each section and finish
- .-.- No data available at this section
- NA No data available



Horse/Jockey Name	Trusty Bandit
Final Rank	5
Fastest Section Time (Section)	0:11.05 (1200m)
Top Speed [km/h] (Section)	67.3 (1200m)
Race State	Finished

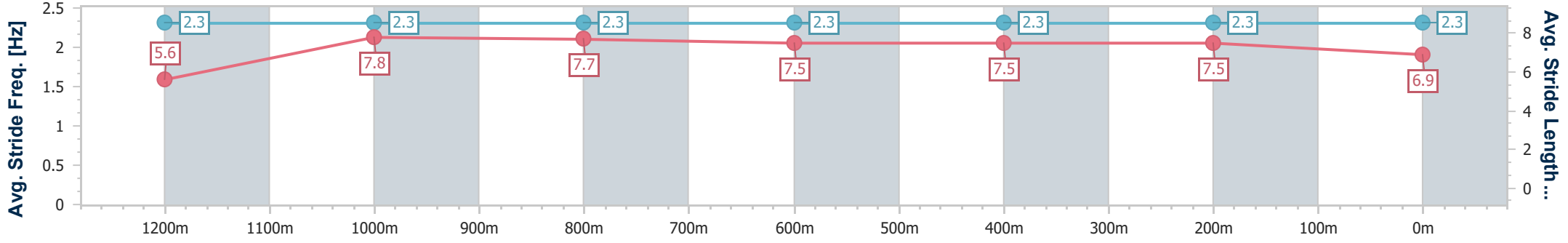
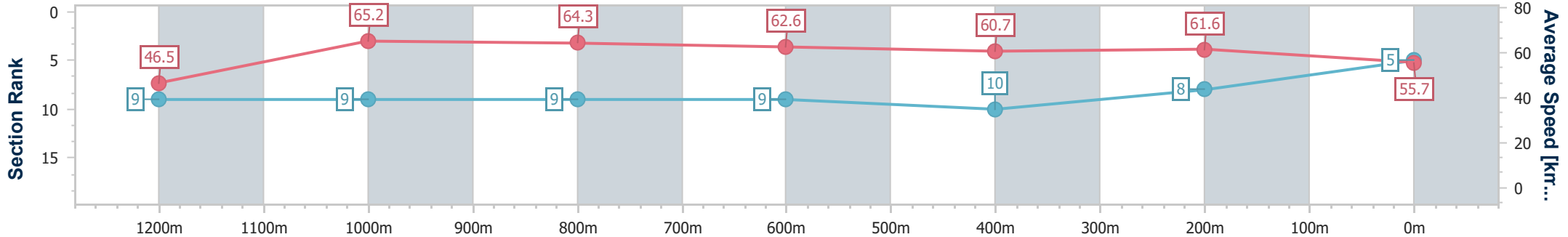


Doomben QLD Professional
Race 4: EMPIRE OF JAPAN @ HOPETOUN FARM QTIS Three-Year-Old Maiden Plate - 1350m
 06 December 2024 - 15:23
 Track Rating: Soft 7, Weather: Fine, Rail Position: +10m Entire



BRISBANE
RACING CLUB

Section	Overall	1200m	1000m	800m	600m	400m	200m
Section Times	1:22.28 [5] (0:11.61)	1:10.67 [9] (0:11.05)	0:59.62 [9] (0:11.30)	0:48.32 [9] (0:11.70)	0:36.62 [9] (0:11.93)	0:24.69 [10] (0:11.76)	0:12.93 [8] (0:12.93)
Average Speed [km/h]	46.5	65.2	64.3	62.6	60.7	61.6	55.7
Top Speed [km/h]	65.0	67.3	65.2	63.6	63.4	63.7	59.6
Avg. Dist. to Rail [m]	6.0	1.0	1.7	3.1	1.5	6.1	5.4
Avg. Stride Freq. [Hz]	2.3	2.3	2.3	2.3	2.3	2.3	2.3
Avg. Stride Length [m]	5.6	7.8	7.7	7.5	7.5	7.5	6.9



- [] Ranking at each section and finish
- .-.- No data available at this section
- NA No data available



Horse/Jockey Name	Jamcart
Final Rank	6
Fastest Section Time (Section)	0:11.16 (1200m)
Top Speed [km/h] (Section)	65.1 (1200m)
Race State	Finished

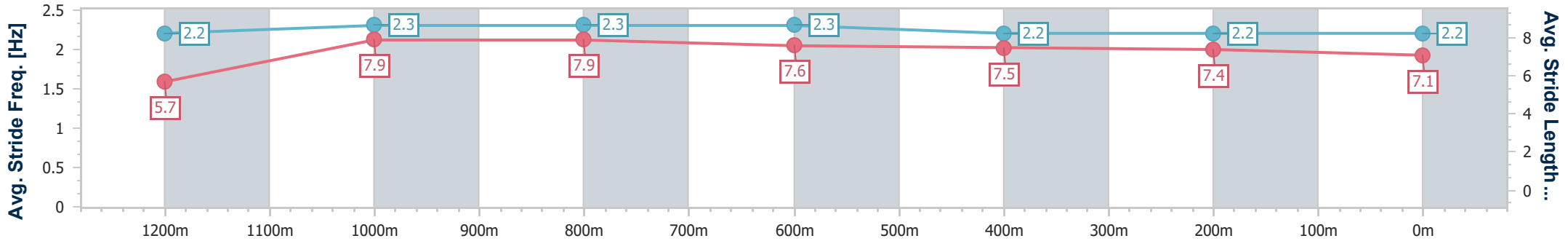
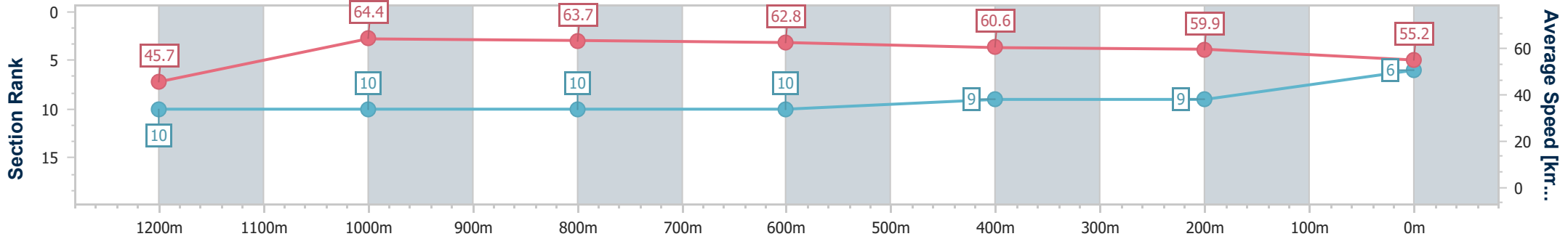


Doomben QLD Professional
Race 4: EMPIRE OF JAPAN @ HOPETOUN FARM QTIS Three-Year-Old Maiden Plate - 1350m
06 December 2024 - 15:23
 Track Rating: Soft 7, Weather: Fine, Rail Position: +10m Entire



BRISBANE
RACING CLUB

Section	Overall	1200m	1000m	800m	600m	400m	200m
Section Times	1:22.61 [6] (0:11.90)	1:10.71 [10] (0:11.16)	0:59.55 [10] (0:11.32)	0:48.23 [10] (0:11.44)	0:36.79 [10] (0:11.73)	0:25.06 [9] (0:11.99)	0:13.07 [9] (0:13.07)
Average Speed [km/h]	45.7	64.4	63.7	62.8	60.6	59.9	55.2
Top Speed [km/h]	62.3	65.1	64.9	63.5	62.2	60.8	57.9
Avg. Dist. to Rail [m]	7.7	1.8	1.1	0.6	1.7	1.9	0.8
Avg. Stride Freq. [Hz]	2.2	2.3	2.3	2.3	2.2	2.2	2.2
Avg. Stride Length [m]	5.7	7.9	7.9	7.6	7.5	7.4	7.1



- [] Ranking at each section and finish
- .-.- No data available at this section
- NA No data available



Horse/Jockey Name	Aquatego
Final Rank	7
Fastest Section Time (Section)	0:10.93 (1200m)
Top Speed [km/h] (Section)	67.0 (1000m)
Race State	Finished

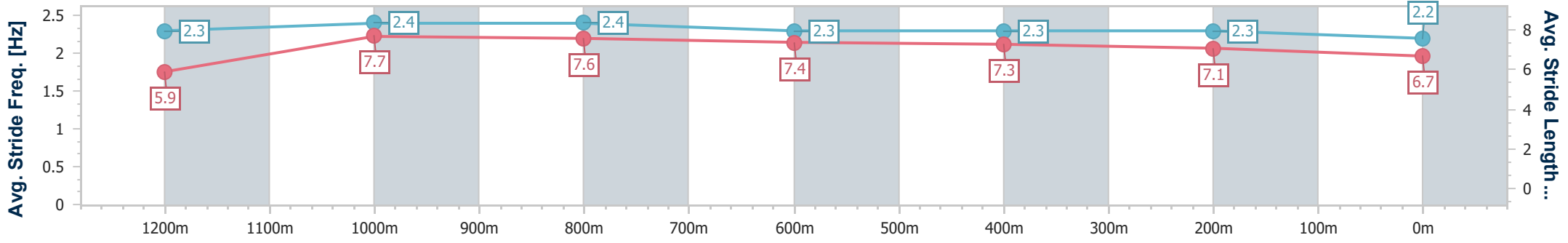
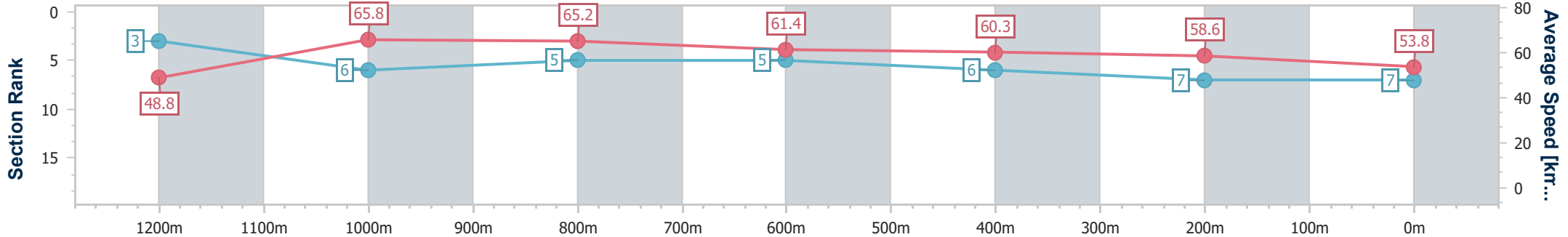


Doomben QLD Professional
Race 4: EMPIRE OF JAPAN @ HOPETOUN FARM QTIS Three-Year-Old Maiden Plate - 1350m
 06 December 2024 - 15:23
 Track Rating: Soft 7, Weather: Fine, Rail Position: +10m Entire



BRISBANE
RACING CLUB

Section	Overall	1200m	1000m	800m	600m	400m	200m
Section Times	1:22.66 [7] (0:11.08)	1:11.58 [3] (0:10.93)	1:00.65 [6] (0:11.07)	0:49.58 [5] (0:11.80)	0:37.78 [5] (0:12.06)	0:25.72 [6] (0:12.36)	0:13.36 [7] (0:13.36)
Average Speed [km/h]	48.8	65.8	65.2	61.4	60.3	58.6	53.8
Top Speed [km/h]	66.3	66.2	67.0	63.6	60.9	59.9	57.7
Avg. Dist. to Rail [m]	3.4	1.4	0.5	1.3	1.8	3.3	1.5
Avg. Stride Freq. [Hz]	2.3	2.4	2.4	2.3	2.3	2.3	2.2
Avg. Stride Length [m]	5.9	7.7	7.6	7.4	7.3	7.1	6.7



- [] Ranking at each section and finish
- .-.- No data available at this section
- NA No data available



Horse/Jockey Name	Shedridesabentley
Final Rank	8
Fastest Section Time (Section)	0:11.11 (1200m)
Top Speed [km/h] (Section)	66.7 (1200m)
Race State	Finished

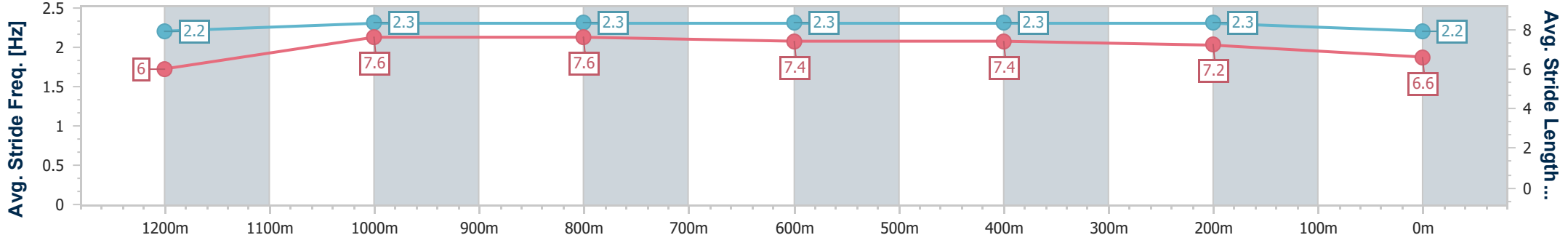
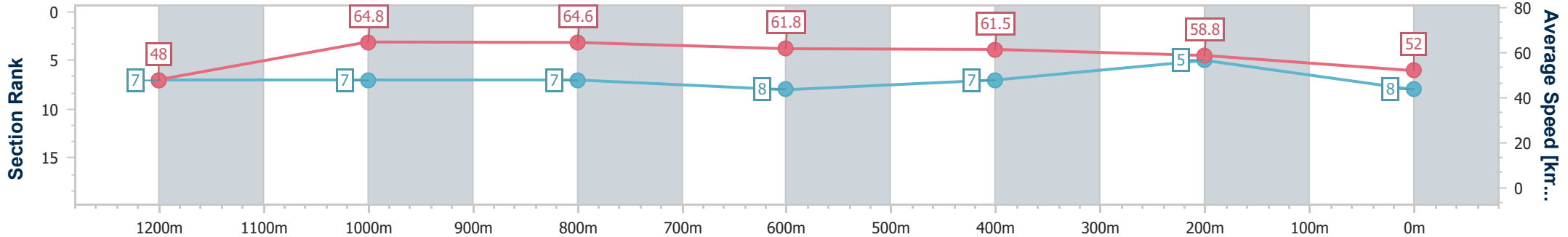


Doomben QLD Professional
Race 4: EMPIRE OF JAPAN @ HOPETOUN FARM QTIS Three-Year-Old Maiden Plate - 1350m
 06 December 2024 - 15:23
 Track Rating: Soft 7, Weather: Fine, Rail Position: +10m Entire



BRISBANE
RACING CLUB

Section	Overall	1200m	1000m	800m	600m	400m	200m
Section Times	1:23.09 [8] (0:11.32)	1:11.77 [7] (0:11.11)	1:00.66 [7] (0:11.13)	0:49.53 [7] (0:11.70)	0:37.83 [8] (0:11.76)	0:26.07 [7] (0:12.25)	0:13.82 [5] (0:13.82)
Average Speed [km/h]	48.0	64.8	64.6	61.8	61.5	58.8	52.0
Top Speed [km/h]	66.1	66.7	66.1	62.4	62.3	60.9	56.0
Avg. Dist. to Rail [m]	4.9	2.6	1.2	0.6	0.8	2.5	4.7
Avg. Stride Freq. [Hz]	2.2	2.3	2.3	2.3	2.3	2.3	2.2
Avg. Stride Length [m]	6.0	7.6	7.6	7.4	7.4	7.2	6.6



- [] Ranking at each section and finish
- .-.- No data available at this section
- NA No data available



Horse/Jockey Name	Averred
Final Rank	9
Fastest Section Time (Section)	0:10.66 (1200m)
Top Speed [km/h] (Section)	68.4 (1200m)
Race State	Finished

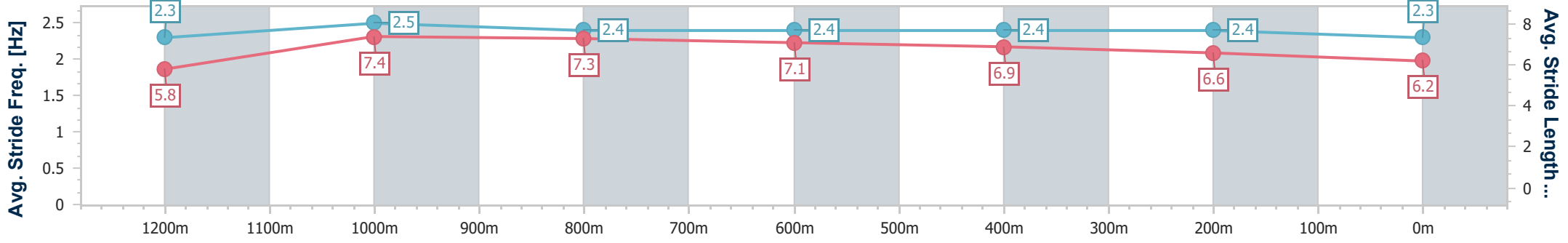
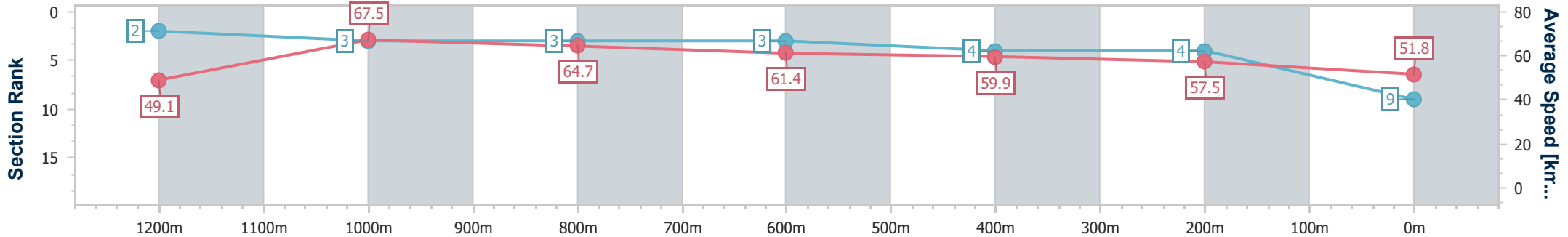


Doomben QLD Professional
Race 4: EMPIRE OF JAPAN @ HOPETOUN FARM QTIS Three-Year-Old Maiden Plate - 1350m
 06 December 2024 - 15:23
 Track Rating: Soft 7, Weather: Fine, Rail Position: +10m Entire



BRISBANE
RACING CLUB

Section	Overall	1200m	1000m	800m	600m	400m	200m
Section Times	1:23.14 [9] (0:11.03)	1:12.11 [2] (0:10.66)	1:01.45 [3] (0:11.22)	0:50.23 [3] (0:11.78)	0:38.45 [3] (0:12.03)	0:26.42 [4] (0:12.54)	0:13.88 [4] (0:13.88)
Average Speed [km/h]	49.1	67.5	64.7	61.4	59.9	57.5	51.8
Top Speed [km/h]	66.7	68.4	66.5	63.7	61.7	59.6	55.8
Avg. Dist. to Rail [m]	2.5	1.9	2.0	1.2	0.3	1.1	0.8
Avg. Stride Freq. [Hz]	2.3	2.5	2.4	2.4	2.4	2.4	2.3
Avg. Stride Length [m]	5.8	7.4	7.3	7.1	6.9	6.6	6.2



- [] Ranking at each section and finish
- .-.- No data available at this section
- NA No data available



Horse/Jockey Name	Boomroux
Final Rank	10
Fastest Section Time (Section)	0:10.39 (1200m)
Top Speed [km/h] (Section)	71.0 (1200m)
Race State	Finished

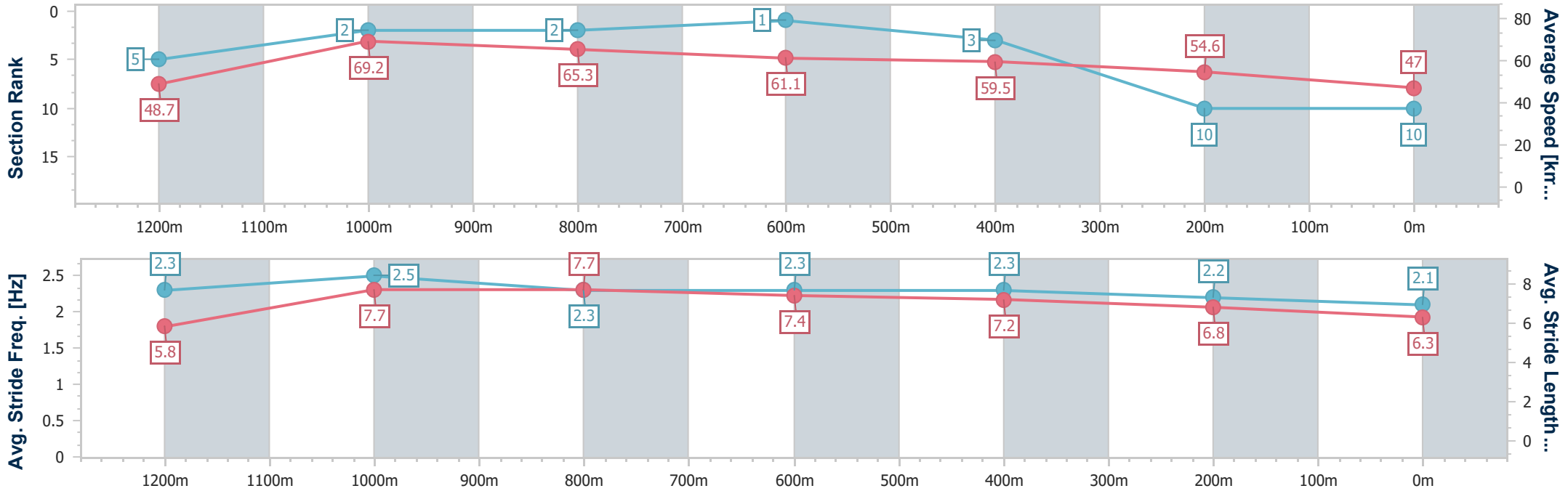


Doomben QLD Professional
Race 4: EMPIRE OF JAPAN @ HOPETOUN FARM QTIS Three-Year-Old Maiden Plate - 1350m
06 December 2024 - 15:23
 Track Rating: Soft 7, Weather: Fine, Rail Position: +10m Entire



BRISBANE
RACING CLUB

Section	Overall	1200m	1000m	800m	600m	400m	200m
Section Times	1:25.10 [10] (0:11.13)	1:13.97 [5] (0:10.39)	1:03.58 [2] (0:11.07)	0:52.51 [2] (0:11.84)	0:40.67 [1] (0:12.19)	0:28.48 [3] (0:13.16)	0:15.32 [10] (0:15.32)
Average Speed [km/h]	48.7	69.2	65.3	61.1	59.5	54.6	47.0
Top Speed [km/h]	70.1	71.0	67.7	63.4	60.2	57.0	52.0
Avg. Dist. to Rail [m]	9.0	3.8	0.9	1.4	0.9	0.5	0.2
Avg. Stride Freq. [Hz]	2.3	2.5	2.3	2.3	2.3	2.2	2.1
Avg. Stride Length [m]	5.8	7.7	7.7	7.4	7.2	6.8	6.3



- [] Ranking at each section and finish
- .-.- No data available at this section
- NA No data available



Doomben QLD Professional

Race 5: NUTURF BENCHMARK 65 Handicap - 1660m

06 December 2024 - 16:02



BRISBANE
RACING CLUB

Track Rating: Soft 7, Weather: Fine, Rail Position: +10m Entire

Section														
Field Times	Overall	1400m	1200m	1000m	800m	600m	400m	Last 600m						
	1:42.60 (0:17.95)	1:24.65 (0:12.06)	1:12.59 (0:11.85)	1:00.74 (0:12.32)	0:48.42 (0:12.43)	0:35.99 (0:12.05)	0:23.94 (0:11.58)	0:35.99						
Rank	TAB	Horse/Jockey	Barrier	Top Speed [km/h]	Fastest Section									Distance Travelled [m]
1	4	PLEADEEL Tahlia Fenlon	3	64.7 400m	0:11.40 400m	1:42.60 [1] (0:18.49)	1:24.11 [5] (0:12.08)	1:12.03 [6] (0:11.85)	1:00.18 [6] (0:12.44)	0:47.74 [6] (0:12.30)	0:35.44 [5] (0:11.72)	0:23.72 [4] (0:11.40)	0:35.44	
2	1	EXPECTANT Georgina Cartwright	4	65.1 400m	0:11.44 400m	1:42.61 [2] (0:18.38)	1:24.23 [4] (0:12.04)	1:12.19 [5] (0:11.91)	1:00.28 [5] (0:12.50)	0:47.78 [5] (0:12.46)	0:35.32 [6] (0:11.63)	0:23.69 [5] (0:11.44)	0:35.32	+5
3	2	OUTBURST Emily Lang	5	64.0 400m	0:11.58 400m	1:42.82 [3] (0:18.17)	1:24.65 [2] (0:12.04)	1:12.61 [2] (0:11.92)	1:00.69 [3] (0:12.46)	0:48.23 [4] (0:12.43)	0:35.80 [4] (0:11.64)	0:24.16 [1] (0:11.58)	0:35.80	+5
4	6	SAXINOUE Ryan Maloney	6	62.5 400m	0:11.66 400m	1:43.16 [4] (0:17.95)	1:25.21 [1] (0:12.06)	1:13.15 [1] (0:11.85)	1:01.30 [1] (0:12.32)	0:48.98 [1] (0:12.43)	0:36.55 [1] (0:12.08)	0:24.47 [2] (0:11.66)	0:36.55	-5
5	10	KIRRAGIRL Andrew Mallyon	2	64.1 400m	0:11.53 400m	1:43.45 [5] (0:18.24)	1:25.21 [3] (0:12.05)	1:13.16 [4] (0:11.87)	1:01.29 [4] (0:12.42)	0:48.87 [3] (0:12.38)	0:36.49 [3] (0:11.86)	0:24.63 [3] (0:11.53)	0:36.49	+0
6	9	MAGIC GAME Justin Stanley	1	62.9 600m	0:11.76 600m	1:43.57 [6] (0:18.67)	1:24.90 [7] (0:12.05)	1:12.85 [7] (0:11.83)	1:01.02 [7] (0:12.45)	0:48.57 [7] (0:12.35)	0:36.22 [7] (0:11.76)	0:24.46 [7] (0:11.88)	0:36.22	+4
7	7	AUTORA James Orman	7	64.8 1400m	0:11.72 1200m	1:45.95 [7] (0:18.51)	1:27.44 [6] (0:11.75)	1:15.69 [3] (0:11.72)	1:03.97 [2] (0:12.42)	0:51.55 [2] (0:12.46)	0:39.09 [2] (0:12.17)	0:26.92 [6] (0:12.24)	0:39.09	+2

Scratched: Damiani (#5), Powerful Eagle (#3), Reel Wild (#11), Aperitivo (#8)

[] Ranking at each section and finish
 -:-:- No data available at this section
 NA No data available

SCN Saddle cloth number
 DNF Did not finish
 DNT Did not track



Doomben QLD Professional

Race 5: NUTURF BENCHMARK 65 Handicap - 1660m

06 December 2024 - 16:02



BRISBANE
RACING CLUB

Track Rating: Soft 7, Weather: Fine, Rail Position: +10m Entire

Section				200m				Last 600m	
Field Times				0:12.36 (0:12.36)				0:35.99	
Rank	TAB	Horse/Jockey	Barrier	Top Speed [km/h]	Fastest Section	Margin			Distance Travelled [m]
1	4	PLEADEEL Tahlia Fenlon	3	64.7 400m	0:11.40 400m	0:12.32 [2] (0:12.32)	1:42.60		0:35.44
2	1	EXPECTANT Georgina Cartwright	4	65.1 400m	0:11.44 400m	0:12.25 [5] (0:12.25)	0.03L		0:35.32 +5
3	2	OUTBURST Emily Lang	5	64.0 400m	0:11.58 400m	0:12.58 [1] (0:12.58)	1.28L		0:35.80 +5
4	6	SAXINOUE Ryan Maloney	6	62.5 400m	0:11.66 400m	0:12.81 [3] (0:12.81)	3.27L		0:36.55 -5
5	10	KIRRAGIRL Andrew Mallyon	2	64.1 400m	0:11.53 400m	0:13.10 [4] (0:13.10)	4.95L		0:36.49 +0
6	9	MAGIC GAME Justin Stanley	1	62.9 600m	0:11.76 600m	0:12.58 [6] (0:12.58)	5.69L		0:36.22 +4
7	7	AUTORA James Orman	7	64.8 1400m	0:11.72 1200m	0:14.68 [7] (0:14.68)	19.66L		0:39.09 +2

Scratched: Damiani (#5), Powerful Eagle (#3), Reel Wild (#11), Aperitivo (#8)



Horse/Jockey Name	Pleadeel
Final Rank	1
Fastest Section Time (Section)	0:11.40 (400m)
Top Speed [km/h] (Section)	64.7 (400m)
Race State	Finished



Doomben QLD Professional

Race 5: NUTURF BENCHMARK 65 Handicap - 1660m

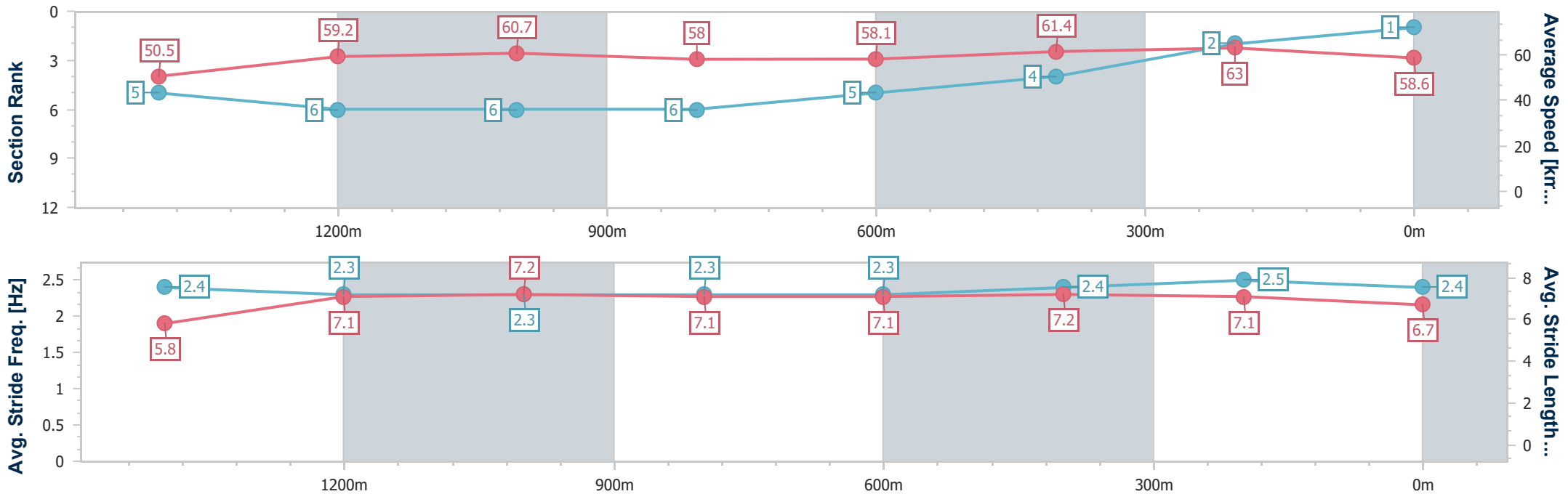
06 December 2024 - 16:02

Track Rating: Soft 7, Weather: Fine, Rail Position: +10m Entire



BRISBANE RACING CLUB

Section	Overall	1400m	1200m	1000m	800m	600m	400m	200m
Section Times	1:42.60 [1] (0:18.49)	1:24.11 [5] (0:12.08)	1:12.03 [6] (0:11.85)	1:00.18 [6] (0:12.44)	0:47.74 [6] (0:12.30)	0:35.44 [5] (0:11.72)	0:23.72 [4] (0:11.40)	0:12.32 [2] (0:12.32)
Average Speed [km/h]	50.5	59.2	60.7	58.0	58.1	61.4	63.0	58.6
Top Speed [km/h]	61.9	60.5	61.9	59.7	60.9	62.7	64.7	61.8
Avg. Dist. to Rail [m]	0.9	1.5	0.4	0.3	0.7	0.6	0.6	1.3
Avg. Stride Freq. [Hz]	2.4	2.3	2.3	2.3	2.3	2.4	2.5	2.4
Avg. Stride Length [m]	5.8	7.1	7.2	7.1	7.1	7.2	7.1	6.7



- [] Ranking at each section and finish
- .-.-.- No data available at this section
- NA No data available



Horse/Jockey Name	Expectant
Final Rank	2
Fastest Section Time (Section)	0:11.44 (400m)
Top Speed [km/h] (Section)	65.1 (400m)
Race State	Finished



Doomben QLD Professional

Race 5: NUTURF BENCHMARK 65 Handicap - 1660m

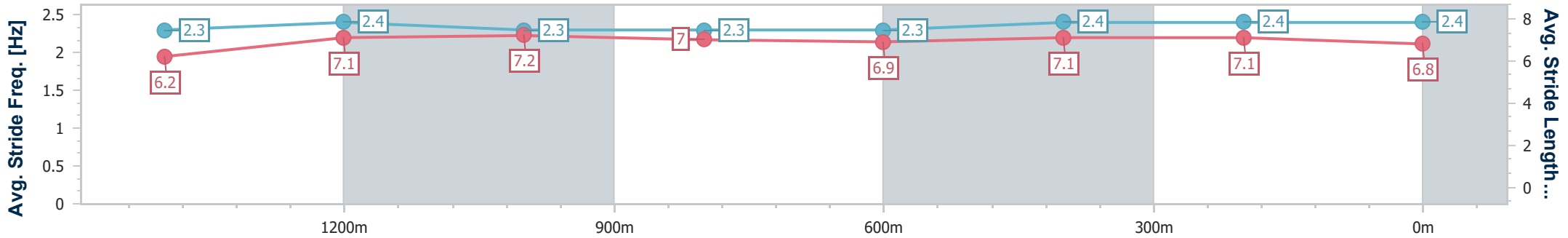
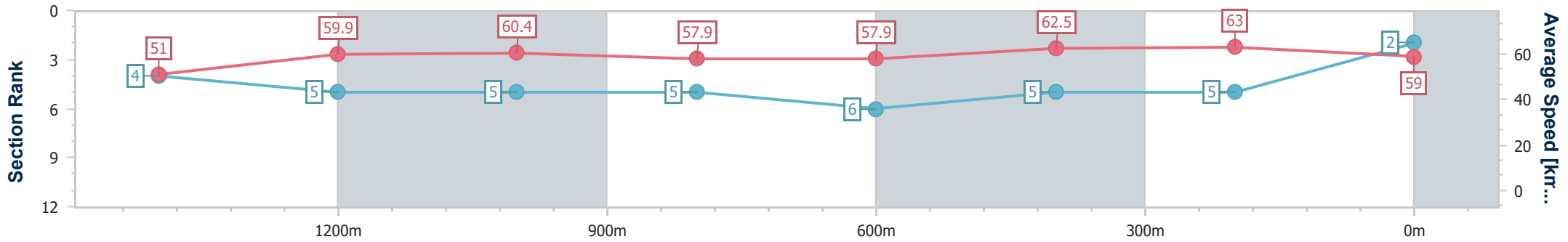
06 December 2024 - 16:02

Track Rating: Soft 7, Weather: Fine, Rail Position: +10m Entire



BRISBANE RACING CLUB

Section	Overall	1400m	1200m	1000m	800m	600m	400m	200m
Section Times	1:42.61 [2] (0:18.38)	1:24.23 [4] (0:12.04)	1:12.19 [5] (0:11.91)	1:00.28 [5] (0:12.50)	0:47.78 [5] (0:12.46)	0:35.32 [6] (0:11.63)	0:23.69 [5] (0:11.44)	0:12.25 [5] (0:12.25)
Average Speed [km/h]	51.0	59.9	60.4	57.9	57.9	62.5	63.0	59.0
Top Speed [km/h]	61.7	60.7	61.4	58.7	60.5	63.3	65.1	61.8
Avg. Dist. to Rail [m]	0.6	0.8	1.1	1.2	0.8	1.1	2.3	3.4
Avg. Stride Freq. [Hz]	2.3	2.4	2.3	2.3	2.3	2.4	2.4	2.4
Avg. Stride Length [m]	6.2	7.1	7.2	7.0	6.9	7.1	7.1	6.8



- [] Ranking at each section and finish
- .-.- No data available at this section
- NA No data available



Horse/Jockey Name	Outburst
Final Rank	3
Fastest Section Time (Section)	0:11.58 (400m)
Top Speed [km/h] (Section)	64.0 (400m)
Race State	Finished



Doomben QLD Professional

Race 5: NUTURF BENCHMARK 65 Handicap - 1660m

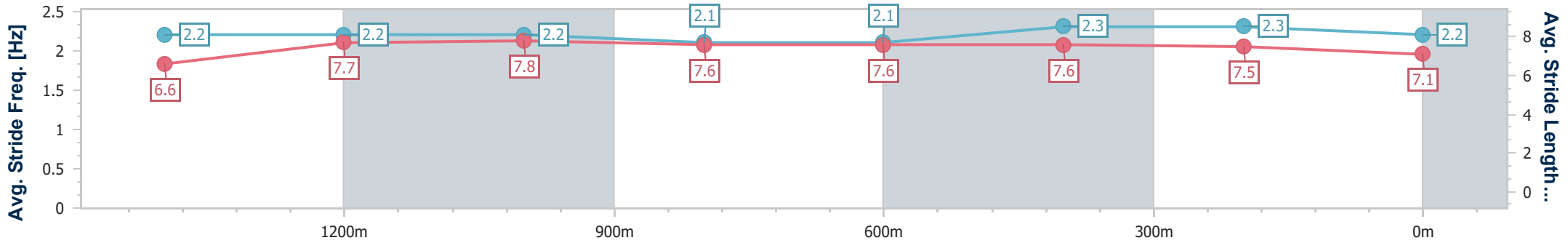
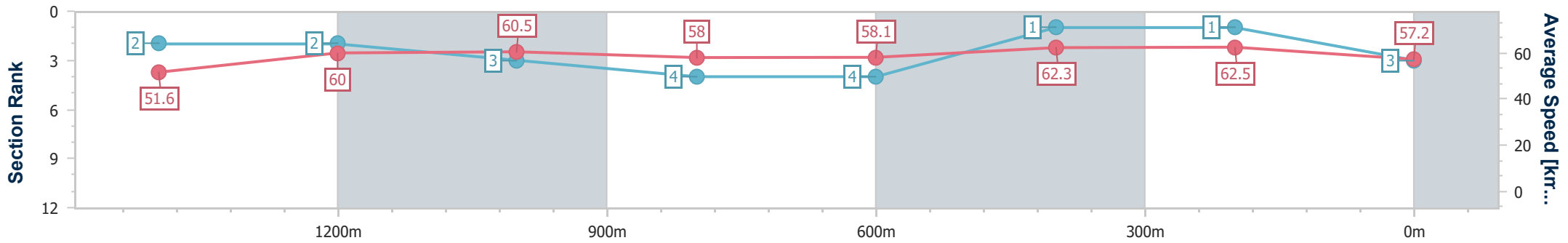
06 December 2024 - 16:02

Track Rating: Soft 7, Weather: Fine, Rail Position: +10m Entire



BRISBANE RACING CLUB

Section	Overall	1400m	1200m	1000m	800m	600m	400m	200m
Section Times	1:42.82 [3] (0:18.17)	1:24.65 [2] (0:12.04)	1:12.61 [2] (0:11.92)	1:00.69 [3] (0:12.46)	0:48.23 [4] (0:12.43)	0:35.80 [4] (0:11.64)	0:24.16 [1] (0:11.58)	0:12.58 [1] (0:12.58)
Average Speed [km/h]	51.6	60.0	60.5	58.0	58.1	62.3	62.5	57.2
Top Speed [km/h]	61.5	61.3	61.2	59.0	61.1	63.3	64.0	60.5
Avg. Dist. to Rail [m]	0.7	1.1	1.5	1.9	0.9	1.3	1.7	2.9
Avg. Stride Freq. [Hz]	2.2	2.2	2.2	2.1	2.1	2.3	2.3	2.2
Avg. Stride Length [m]	6.6	7.7	7.8	7.6	7.6	7.6	7.5	7.1



- [] Ranking at each section and finish
- .-.- No data available at this section
- NA No data available



Horse/Jockey Name	Saxinoue
Final Rank	4
Fastest Section Time (Section)	0:11.66 (400m)
Top Speed [km/h] (Section)	62.5 (400m)
Race State	Finished



Doomben QLD Professional

Race 5: NUTURF BENCHMARK 65 Handicap - 1660m

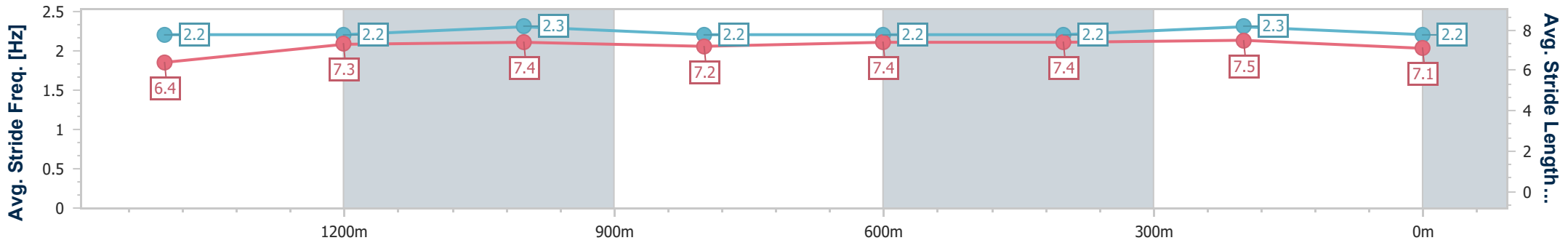
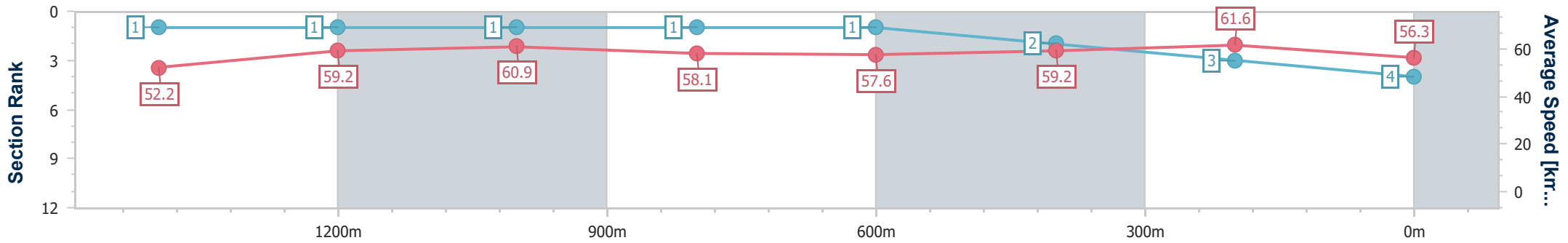
06 December 2024 - 16:02

Track Rating: Soft 7, Weather: Fine, Rail Position: +10m Entire



BRISBANE RACING CLUB

Section	Overall	1400m	1200m	1000m	800m	600m	400m	200m
Section Times	1:43.16 [4] (0:17.95)	1:25.21 [1] (0:12.06)	1:13.15 [1] (0:11.85)	1:01.30 [1] (0:12.32)	0:48.98 [1] (0:12.43)	0:36.55 [1] (0:12.08)	0:24.47 [2] (0:11.66)	0:12.81 [3] (0:12.81)
Average Speed [km/h]	52.2	59.2	60.9	58.1	57.6	59.2	61.6	56.3
Top Speed [km/h]	61.6	60.6	62.1	60.2	59.4	61.7	62.5	59.7
Avg. Dist. to Rail [m]	1.5	0.8	1.0	1.3	1.0	1.1	0.7	0.7
Avg. Stride Freq. [Hz]	2.2	2.2	2.3	2.2	2.2	2.2	2.3	2.2
Avg. Stride Length [m]	6.4	7.3	7.4	7.2	7.4	7.4	7.5	7.1



- [] Ranking at each section and finish
- .-.- No data available at this section
- NA No data available



Horse/Jockey Name	Kirragirl
Final Rank	5
Fastest Section Time (Section)	0:11.53 (400m)
Top Speed [km/h] (Section)	64.1 (400m)
Race State	Finished



Doomben QLD Professional

Race 5: NUTURF BENCHMARK 65 Handicap - 1660m

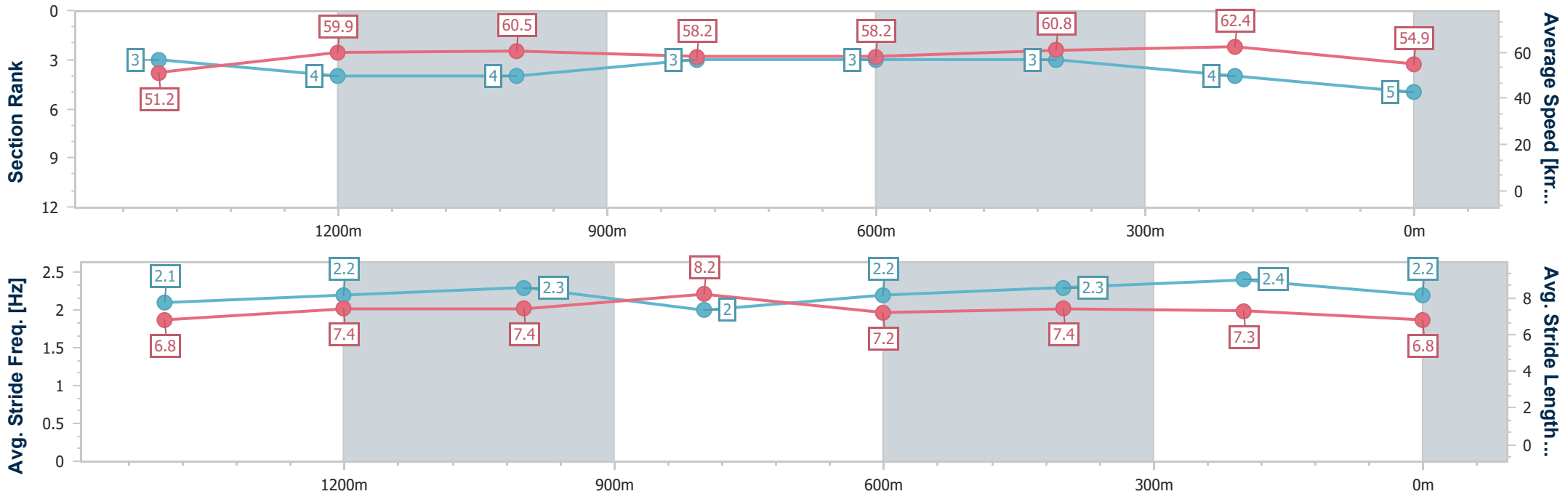
06 December 2024 - 16:02

Track Rating: Soft 7, Weather: Fine, Rail Position: +10m Entire



BRISBANE RACING CLUB

Section	Overall	1400m	1200m	1000m	800m	600m	400m	200m
Section Times	1:43.45 [5] (0:18.24)	1:25.21 [3] (0:12.05)	1:13.16 [4] (0:11.87)	1:01.29 [4] (0:12.42)	0:48.87 [3] (0:12.38)	0:36.49 [3] (0:11.86)	0:24.63 [3] (0:11.53)	0:13.10 [4]
Average Speed [km/h]	51.2	59.9	60.5	58.2	58.2	60.8	62.4	54.9
Top Speed [km/h]	60.9	60.7	61.4	59.2	60.3	62.8	64.1	60.3
Avg. Dist. to Rail [m]	1.1	0.3	0.4	0.7	0.3	0.4	0.3	0.9
Avg. Stride Freq. [Hz]	2.1	2.2	2.3	2.0	2.2	2.3	2.4	2.2
Avg. Stride Length [m]	6.8	7.4	7.4	8.2	7.2	7.4	7.3	6.8



- [] Ranking at each section and finish
- .-.- No data available at this section
- NA No data available



Horse/Jockey Name	Magic Game
Final Rank	6
Fastest Section Time (Section)	0:11.76 (600m)
Top Speed [km/h] (Section)	62.9 (600m)
Race State	Finished



Doomben QLD Professional

Race 5: NUTURF BENCHMARK 65 Handicap - 1660m

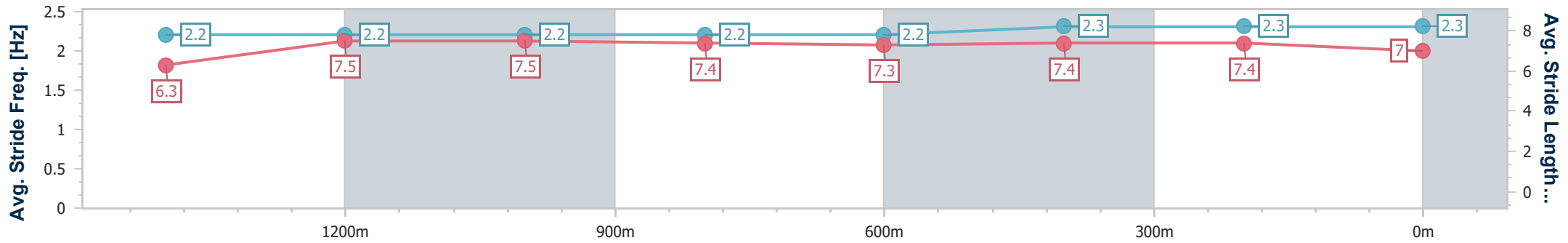
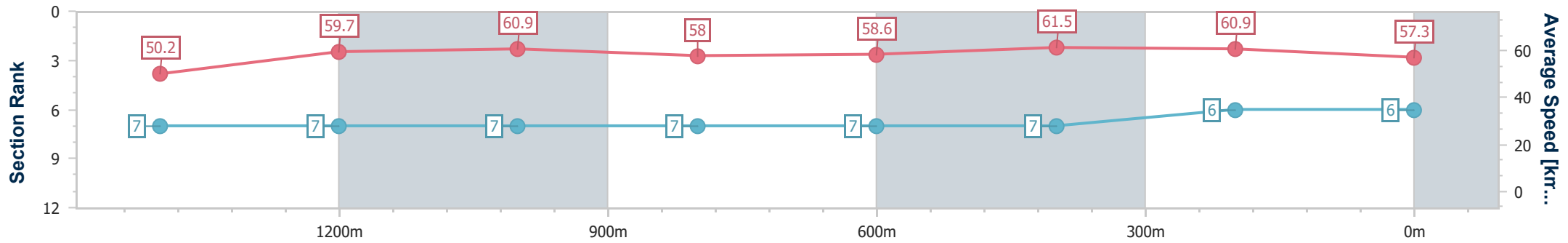
06 December 2024 - 16:02

Track Rating: Soft 7, Weather: Fine, Rail Position: +10m Entire



BRISBANE RACING CLUB

Section	Overall	1400m	1200m	1000m	800m	600m	400m	200m
Section Times	1:43.57 [6] (0:18.67)	1:24.90 [7] (0:12.05)	1:12.85 [7] (0:11.83)	1:01.02 [7] (0:12.45)	0:48.57 [7] (0:12.35)	0:36.22 [7] (0:11.76)	0:24.46 [7] (0:11.88)	0:12.58 [6] (0:12.58)
Average Speed [km/h]	50.2	59.7	60.9	58.0	58.6	61.5	60.9	57.3
Top Speed [km/h]	60.3	60.3	61.9	59.2	62.1	62.9	61.5	60.5
Avg. Dist. to Rail [m]	1.0	0.2	0.8	1.3	0.6	1.2	1.8	2.6
Avg. Stride Freq. [Hz]	2.2	2.2	2.2	2.2	2.2	2.3	2.3	2.3
Avg. Stride Length [m]	6.3	7.5	7.5	7.4	7.3	7.4	7.4	7.0



- [] Ranking at each section and finish
- .-.- No data available at this section
- NA No data available



Horse/Jockey Name	Autura
Final Rank	7
Fastest Section Time (Section)	0:11.72 (1200m)
Top Speed [km/h] (Section)	64.8 (1400m)
Race State	Finished



Doomben QLD Professional

Race 5: NUTURF BENCHMARK 65 Handicap - 1660m

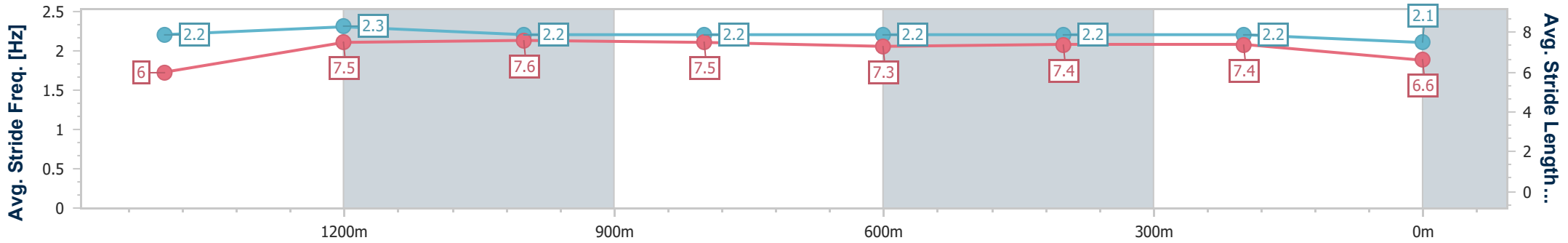
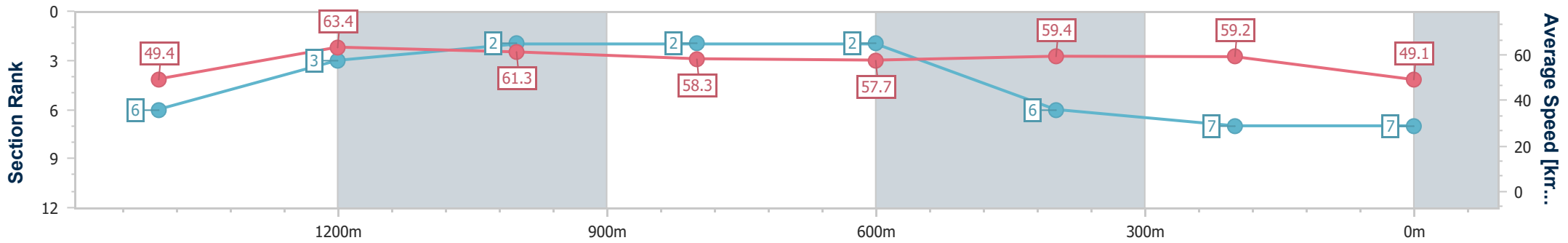
06 December 2024 - 16:02

Track Rating: Soft 7, Weather: Fine, Rail Position: +10m Entire



BRISBANE RACING CLUB

Section	Overall	1400m	1200m	1000m	800m	600m	400m	200m
Section Times	1:45.95 [7] (0:18.51)	1:27.44 [6] (0:11.75)	1:15.69 [3] (0:11.72)	1:03.97 [2] (0:12.42)	0:51.55 [2] (0:12.46)	0:39.09 [2] (0:12.17)	0:26.92 [6] (0:12.24)	0:14.68 [7] (0:14.68)
Average Speed [km/h]	49.4	63.4	61.3	58.3	57.7	59.4	59.2	49.1
Top Speed [km/h]	63.0	64.8	63.4	59.6	59.5	60.3	60.4	58.0
Avg. Dist. to Rail [m]	4.8	1.1	1.2	1.5	0.5	1.1	3.2	2.0
Avg. Stride Freq. [Hz]	2.2	2.3	2.2	2.2	2.2	2.2	2.2	2.1
Avg. Stride Length [m]	6.0	7.5	7.6	7.5	7.3	7.4	7.4	6.6



- [] Ranking at each section and finish
- .-.- No data available at this section
- NA No data available



Doomben QLD Professional
Race 6: SEN BENCHMARK 68 Handicap - 1350m
06 December 2024 - 16:42



Track Rating: Soft 7, Weather: Fine, Rail Position: +10m Entire

Section		Overall	1200m	1000m	800m	600m	400m	Last 600m				
Field Times		1:21.26 (0:11.24)	1:10.02 (0:11.41)	0:58.61 (0:11.70)	0:46.91 (0:12.04)	0:34.87 (0:11.67)	0:23.20 (0:11.25)	0:34.87				
Rank	TAB Horse/Jockey	Barrier	Top Speed [km/h]	Fastest Section	Distance Travelled [m]							
1	3 BILLIONAIR BABY Bailey Wheeler	1	65.1 400m	0:11.19 400m	1:21.26 [1] (0:11.24)	1:10.02 [1] (0:11.42)	0:58.60 [2] (0:11.90)	0:46.70 [3] (0:12.04)	0:34.66 [3] (0:11.52)	0:23.14 [2] (0:11.19)	0:34.66	
2	2 CONVINCEBILITY Cody Collis	2	64.9 400m	0:11.34 Overall	1:21.58 [2] (0:11.34)	1:10.24 [2] (0:11.44)	0:58.80 [3] (0:11.59)	0:47.21 [2] (0:12.02)	0:35.19 [1] (0:11.67)	0:23.52 [1] (0:11.39)	0:35.19 -4	
3	4 LORDSTER Courtney Bellamy	7	64.9 600m	0:11.29 400m	1:21.63 [3] (0:11.72)	1:09.91 [6] (0:11.51)	0:58.40 [6] (0:11.65)	0:46.75 [6] (0:12.08)	0:34.67 [6] (0:11.40)	0:23.27 [5] (0:11.29)	0:34.67 +4	
4	11 WALSH BAY Kyle Wilson-Taylor	4	65.2 400m	0:11.23 400m	1:22.04 [4] (0:11.62)	1:10.42 [5] (0:11.47)	0:58.95 [5] (0:11.77)	0:47.18 [5] (0:12.09)	0:35.09 [5] (0:11.33)	0:23.76 [4] (0:11.23)	0:35.09 +1	
5	1 PATMOS ISLAND Emily Lang	5	65.6 1200m	0:11.27 1200m	1:22.24 [5] (0:11.38)	1:10.86 [3] (0:11.27)	0:59.59 [1] (0:11.70)	0:47.89 [1] (0:12.16)	0:35.73 [2] (0:11.64)	0:24.09 [3] (0:11.48)	0:35.73 +1	
6	7 BELLA TIVACI Boris Thornton	3	65.5 1000m	0:11.38 400m	1:22.32 [6] (0:11.57)	1:10.75 [4] (0:11.49)	0:59.26 [4] (0:11.70)	0:47.56 [4] (0:12.12)	0:35.44 [4] (0:11.54)	0:23.90 [6] (0:11.38)	0:35.44 +5	
7	10 SKYWRITER Andrew Mallyon	6	65.5 600m	0:11.26 400m	1:22.45 [7] (0:11.74)	1:10.71 [7] (0:11.55)	0:59.16 [7] (0:11.78)	0:47.38 [7] (0:12.11)	0:35.27 [7] (0:11.41)	0:23.86 [7] (0:11.26)	0:35.27 +0	

Scratched: Jovita (#6), She Mine (#8), Gracie Blue (#12), Ocean Zar (#5), Gregarious (#9)

[] Ranking at each section and finish
 -:-:- No data available at this section
 NA No data available

SCN Saddle cloth number
 DNF Did not finish
 DNT Did not track



Doomben QLD Professional
Race 6: SEN BENCHMARK 68 Handicap - 1350m
06 December 2024 - 16:42



BRISBANE
RACING CLUB

Track Rating: Soft 7, Weather: Fine, Rail Position: +10m Entire

Section							200m			Last 600m
Field Times							0:11.95			0:34.87
							(0:11.95)			
Rank	TAB	Horse/Jockey	Barrier	Top Speed [km/h]	Fastest Section	Margin				Distance Travelled [m]
1	3	BILLIONAIR BABY	1	65.1	0:11.19	0:11.95 [1]	1:21.26			0:34.66
		Bailey Wheeler		400m	400m	(0:11.95)				
2	2	CONVINCEBILITY	2	64.9	0:11.34	0:12.13 [2]	1.87L			0:35.19
		Cody Collis		400m	Overall	(0:12.13)				-4
3	4	LORDSTER	7	64.9	0:11.29	0:11.98 [5]	2.16L			0:34.67
		Courtney Bellamy		600m	400m	(0:11.98)				+4
4	11	WALSH BAY	4	65.2	0:11.23	0:12.53 [3]	4.54L			0:35.09
		Kyle Wilson-Taylor		400m	400m	(0:12.53)				+1
5	1	PATMOS ISLAND	5	65.6	0:11.27	0:12.61 [4]	5.73L			0:35.73
		Emily Lang		1200m	1200m	(0:12.61)				+1
6	7	BELLA TIVACI	3	65.5	0:11.38	0:12.52 [6]	6.2L			0:35.44
		Boris Thornton		1000m	400m	(0:12.52)				+5
7	10	SKYWRITER	6	65.5	0:11.26	0:12.60 [7]	6.96L			0:35.27
		Andrew Mallyon		600m	400m	(0:12.60)				+0

Scratched: Jovita (#6), She Mine (#8), Gracie Blue (#12), Ocean Zar (#5), Gregarious (#9)

[] Ranking at each section and finish
 -:-:- No data available at this section
 NA No data available

SCN Saddle cloth number
 DNF Did not finish
 DNT Did not track



Horse/Jockey Name	Billionair Baby
Final Rank	1
Fastest Section Time (Section)	0:11.19 (400m)
Top Speed [km/h] (Section)	65.1 (400m)
Race State	Finished



Doomben QLD Professional

Race 6: SEN BENCHMARK 68 Handicap - 1350m

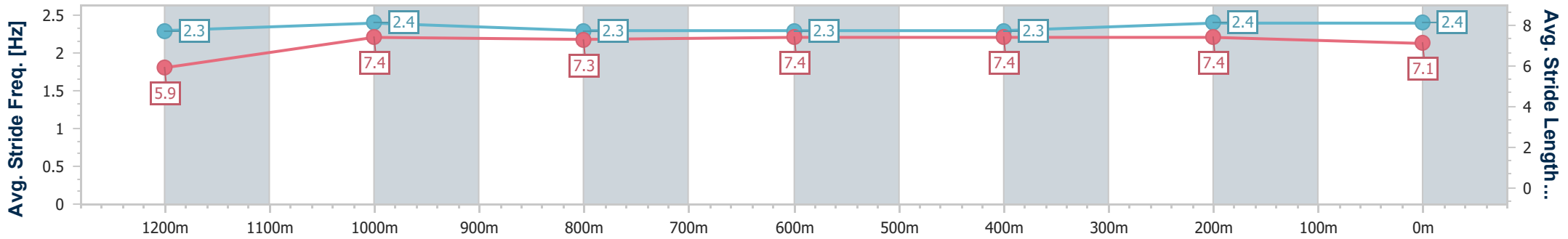
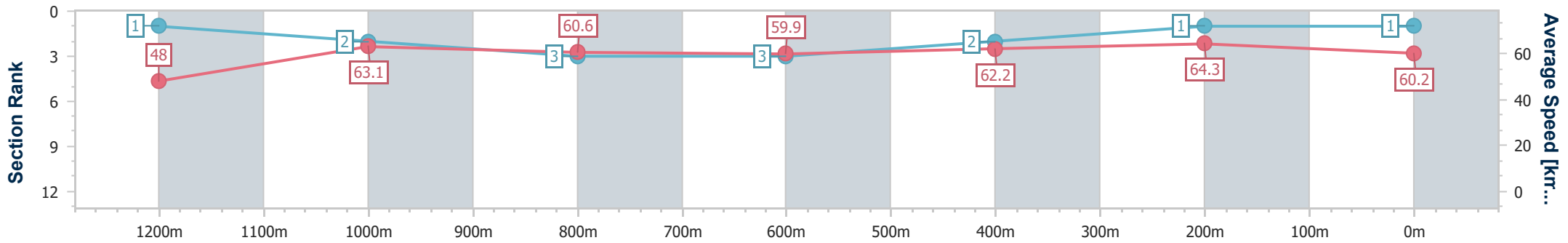
06 December 2024 - 16:42

Track Rating: Soft 7, Weather: Fine, Rail Position: +10m Entire



BRISBANE RACING CLUB

Section	Overall	1200m	1000m	800m	600m	400m	200m
Section Times	1:21.26 [1] (0:11.24)	1:10.02 [1] (0:11.42)	0:58.60 [2] (0:11.90)	0:46.70 [3] (0:12.04)	0:34.66 [3] (0:11.52)	0:23.14 [2] (0:11.19)	0:11.95 [1] (0:11.95)
Average Speed [km/h]	48.0	63.1	60.6	59.9	62.2	64.3	60.2
Top Speed [km/h]	61.6	64.0	63.9	61.4	63.2	65.1	64.0
Avg. Dist. to Rail [m]	1.0	0.3	0.5	0.1	0.5	0.8	2.0
Avg. Stride Freq. [Hz]	2.3	2.4	2.3	2.3	2.3	2.4	2.4
Avg. Stride Length [m]	5.9	7.4	7.3	7.4	7.4	7.4	7.1



- [] Ranking at each section and finish
- .-.- No data available at this section
- NA No data available



Horse/Jockey Name	Convinceability
Final Rank	2
Fastest Section Time (Section)	0:11.34 (Overall)
Top Speed [km/h] (Section)	64.9 (400m)
Race State	Finished



Doomben QLD Professional

Race 6: SEN BENCHMARK 68 Handicap - 1350m

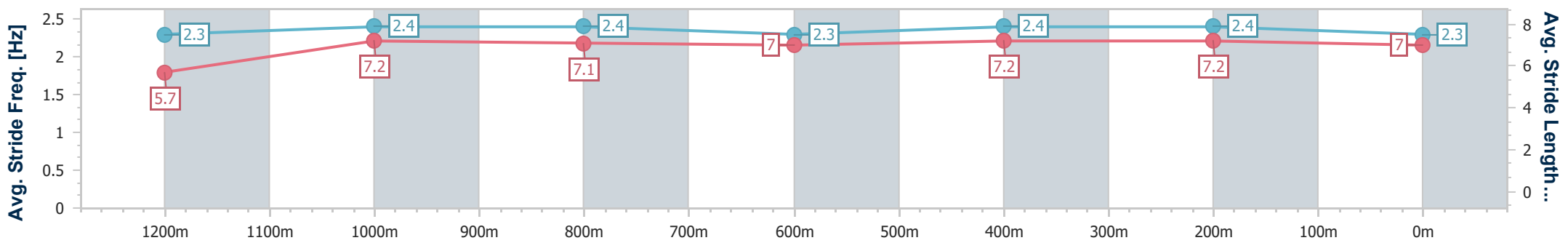
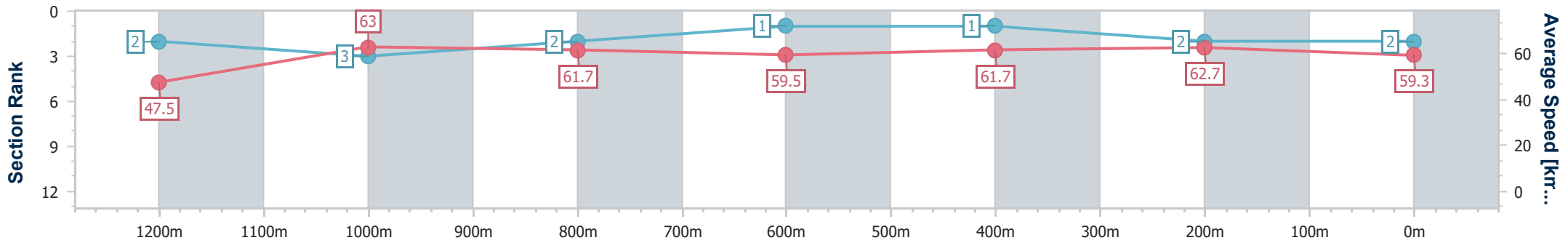
06 December 2024 - 16:42

Track Rating: Soft 7, Weather: Fine, Rail Position: +10m Entire



BRISBANE RACING CLUB

Section	Overall	1200m	1000m	800m	600m	400m	200m
Section Times	1:21.58 [2] (0:11.34)	1:10.24 [2] (0:11.44)	0:58.80 [3] (0:11.59)	0:47.21 [2] (0:12.02)	0:35.19 [1] (0:11.67)	0:23.52 [1] (0:11.39)	0:12.13 [2] (0:12.13)
Average Speed [km/h]	47.5	63.0	61.7	59.5	61.7	62.7	59.3
Top Speed [km/h]	63.3	64.7	64.8	61.1	62.7	64.9	63.4
Avg. Dist. to Rail [m]	2.6	0.5	1.5	1.2	0.7	2.0	2.0
Avg. Stride Freq. [Hz]	2.3	2.4	2.4	2.3	2.4	2.4	2.3
Avg. Stride Length [m]	5.7	7.2	7.1	7.0	7.2	7.2	7.0



- [] Ranking at each section and finish
- .-.- No data available at this section
- NA No data available



Horse/Jockey Name	Lordster
Final Rank	3
Fastest Section Time (Section)	0:11.29 (400m)
Top Speed [km/h] (Section)	64.9 (600m)
Race State	Finished



Doomben QLD Professional

Race 6: SEN BENCHMARK 68 Handicap - 1350m

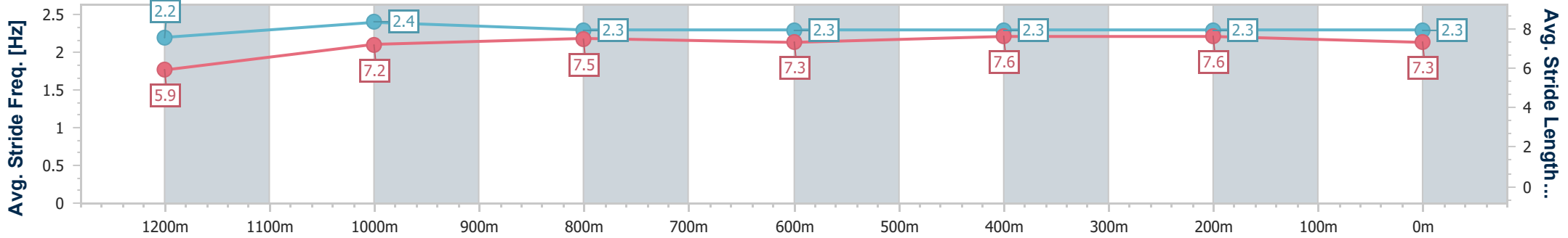
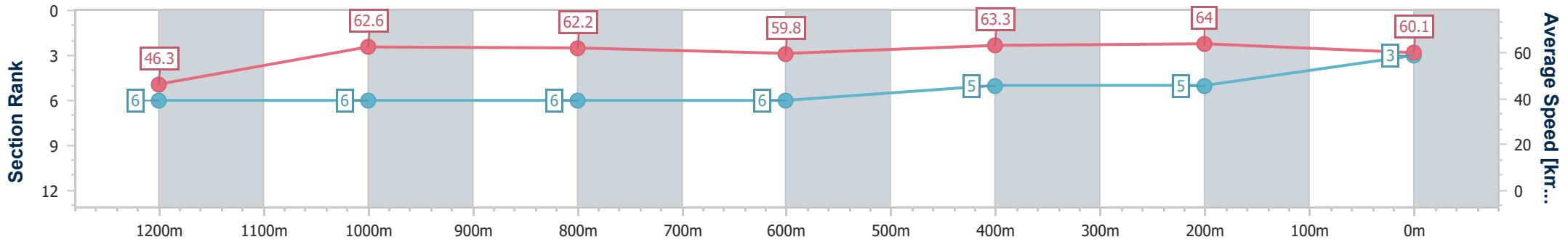
06 December 2024 - 16:42

Track Rating: Soft 7, Weather: Fine, Rail Position: +10m Entire



BRISBANE RACING CLUB

Section	Overall	1200m	1000m	800m	600m	400m	200m
Section Times	1:21.63 [3] (0:11.72)	1:09.91 [6] (0:11.51)	0:58.40 [6] (0:11.65)	0:46.75 [6] (0:12.08)	0:34.67 [6] (0:11.40)	0:23.27 [5] (0:11.29)	0:11.98 [5] (0:11.98)
Average Speed [km/h]	46.3	62.6	62.2	59.8	63.3	64.0	60.1
Top Speed [km/h]	62.0	64.0	64.0	61.8	64.9	64.8	63.6
Avg. Dist. to Rail [m]	6.0	1.9	1.7	1.3	0.7	0.6	2.2
Avg. Stride Freq. [Hz]	2.2	2.4	2.3	2.3	2.3	2.3	2.3
Avg. Stride Length [m]	5.9	7.2	7.5	7.3	7.6	7.6	7.3



- [] Ranking at each section and finish
- .-.- No data available at this section
- NA No data available



Horse/Jockey Name	Walsh Bay
Final Rank	4
Fastest Section Time (Section)	0:11.23 (400m)
Top Speed [km/h] (Section)	65.2 (400m)
Race State	Finished



Doomben QLD Professional

Race 6: SEN BENCHMARK 68 Handicap - 1350m

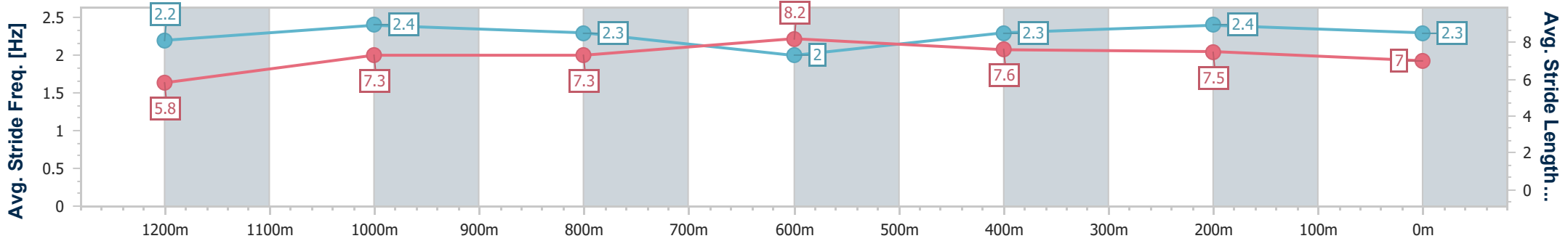
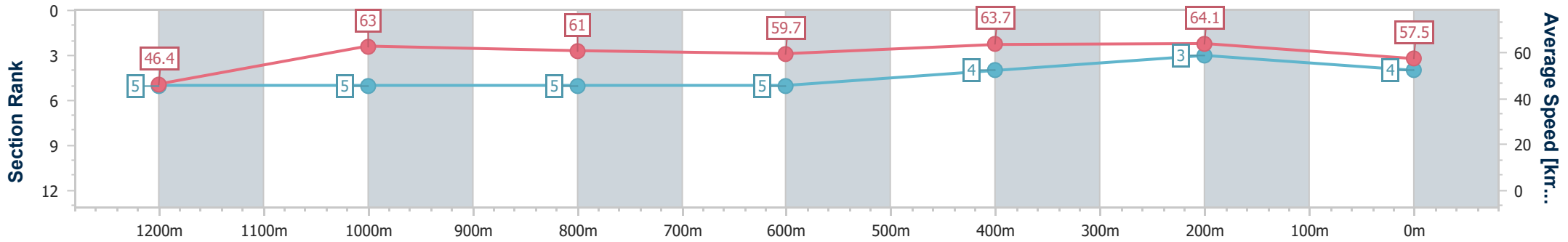
06 December 2024 - 16:42

Track Rating: Soft 7, Weather: Fine, Rail Position: +10m Entire



BRISBANE RACING CLUB

Section	Overall	1200m	1000m	800m	600m	400m	200m
Section Times	1:22.04 [4] (0:11.62)	1:10.42 [5] (0:11.47)	0:58.95 [5] (0:11.77)	0:47.18 [5] (0:12.09)	0:35.09 [5] (0:11.33)	0:23.76 [4] (0:11.23)	0:12.53 [3] (0:12.53)
Average Speed [km/h]	46.4	63.0	61.0	59.7	63.7	64.1	57.5
Top Speed [km/h]	62.4	64.8	64.8	61.6	64.7	65.2	63.9
Avg. Dist. to Rail [m]	2.9	0.3	0.4	0.2	0.3	0.8	0.7
Avg. Stride Freq. [Hz]	2.2	2.4	2.3	2.0	2.3	2.4	2.3
Avg. Stride Length [m]	5.8	7.3	7.3	8.2	7.6	7.5	7.0



- [] Ranking at each section and finish
- .-.- No data available at this section
- NA No data available



Horse/Jockey Name	Patmos Island
Final Rank	5
Fastest Section Time (Section)	0:11.27 (1200m)
Top Speed [km/h] (Section)	65.6 (1200m)
Race State	Finished



Doomben QLD Professional

Race 6: SEN BENCHMARK 68 Handicap - 1350m

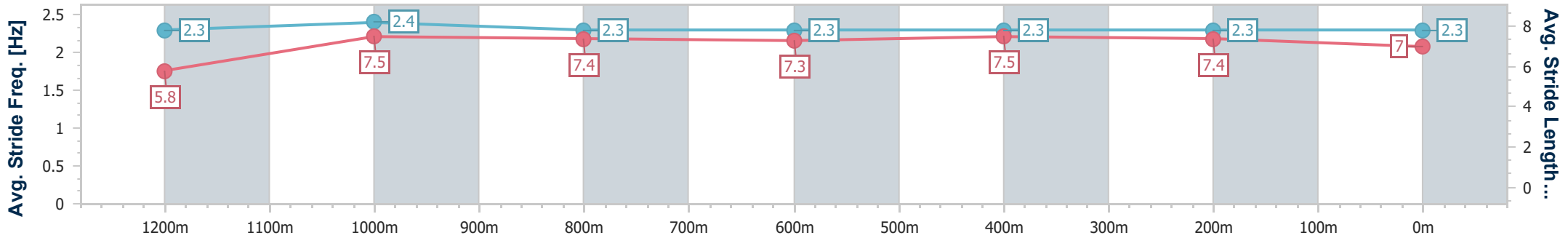
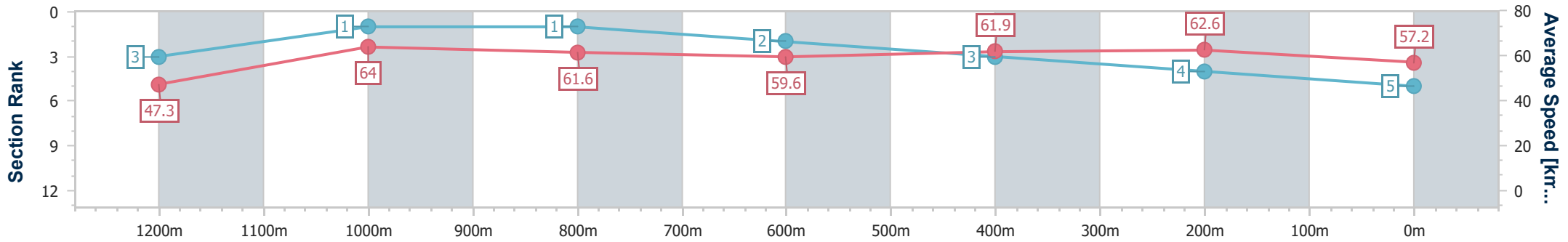
06 December 2024 - 16:42

Track Rating: Soft 7, Weather: Fine, Rail Position: +10m Entire



BRISBANE RACING CLUB

Section	Overall	1200m	1000m	800m	600m	400m	200m
Section Times	1:22.24 [5] (0:11.38)	1:10.86 [3] (0:11.27)	0:59.59 [1] (0:11.70)	0:47.89 [1] (0:12.16)	0:35.73 [2] (0:11.64)	0:24.09 [3] (0:11.48)	0:12.61 [4] (0:12.61)
Average Speed [km/h]	47.3	64.0	61.6	59.6	61.9	62.6	57.2
Top Speed [km/h]	62.5	65.6	65.2	61.1	63.7	63.6	62.5
Avg. Dist. to Rail [m]	4.4	1.1	0.6	1.1	0.3	0.4	0.3
Avg. Stride Freq. [Hz]	2.3	2.4	2.3	2.3	2.3	2.3	2.3
Avg. Stride Length [m]	5.8	7.5	7.4	7.3	7.5	7.4	7.0



- [] Ranking at each section and finish
- .-.- No data available at this section
- NA No data available



Horse/Jockey Name	Bella Tivaci
Final Rank	6
Fastest Section Time (Section)	0:11.38 (400m)
Top Speed [km/h] (Section)	65.5 (1000m)
Race State	Finished



Doomben QLD Professional

Race 6: SEN BENCHMARK 68 Handicap - 1350m

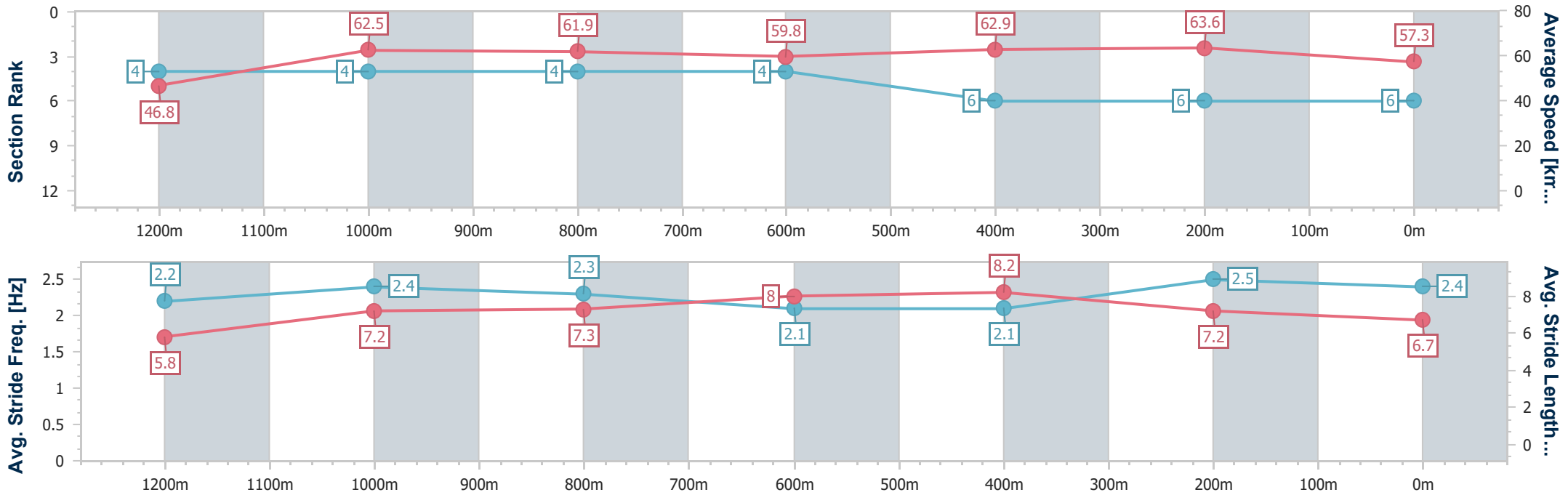
06 December 2024 - 16:42

Track Rating: Soft 7, Weather: Fine, Rail Position: +10m Entire



BRISBANE RACING CLUB

Section	Overall	1200m	1000m	800m	600m	400m	200m
Section Times	1:22.32 [6] (0:11.57)	1:10.75 [4] (0:11.49)	0:59.26 [4] (0:11.70)	0:47.56 [4] (0:12.12)	0:35.44 [4] (0:11.54)	0:23.90 [6] (0:11.38)	0:12.52 [6] (0:12.52)
Average Speed [km/h]	46.8	62.5	61.9	59.8	62.9	63.6	57.3
Top Speed [km/h]	61.8	64.4	65.5	62.6	64.1	64.3	61.8
Avg. Dist. to Rail [m]	3.0	2.2	2.1	1.8	1.5	2.1	4.0
Avg. Stride Freq. [Hz]	2.2	2.4	2.3	2.1	2.1	2.5	2.4
Avg. Stride Length [m]	5.8	7.2	7.3	8.0	8.2	7.2	6.7



- [] Ranking at each section and finish
- .-.- No data available at this section
- NA No data available



Horse/Jockey Name	Skywriter
Final Rank	7
Fastest Section Time (Section)	0:11.26 (400m)
Top Speed [km/h] (Section)	65.5 (600m)
Race State	Finished



Doomben QLD Professional

Race 6: SEN BENCHMARK 68 Handicap - 1350m

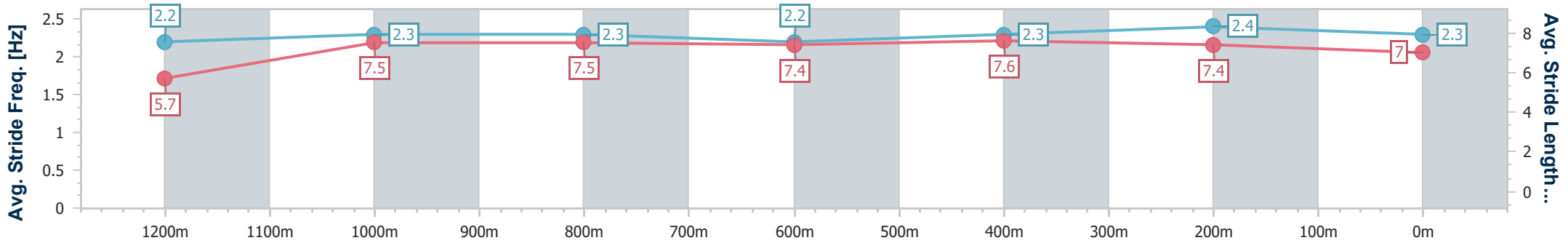
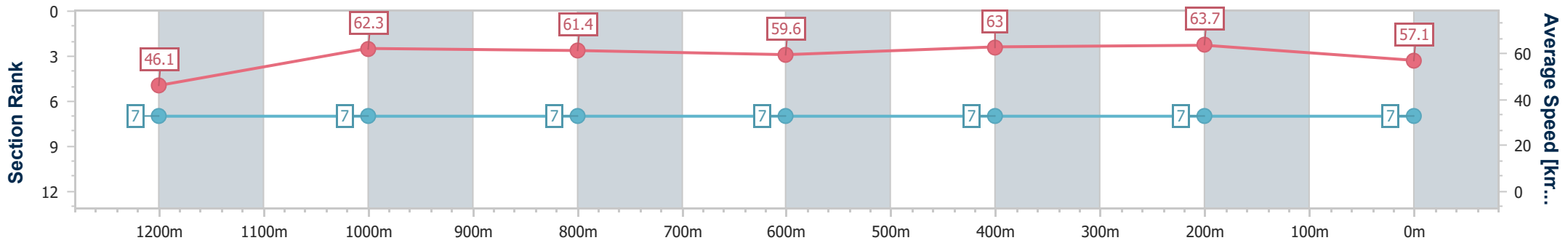
06 December 2024 - 16:42

Track Rating: Soft 7, Weather: Fine, Rail Position: +10m Entire



BRISBANE RACING CLUB

Section	Overall	1200m	1000m	800m	600m	400m	200m
Section Times	1:22.45 [7] (0:11.74)	1:10.71 [7] (0:11.55)	0:59.16 [7] (0:11.78)	0:47.38 [7] (0:12.11)	0:35.27 [7] (0:11.41)	0:23.86 [7] (0:11.26)	0:12.60 [7] (0:12.60)
Average Speed [km/h]	46.1	62.3	61.4	59.6	63.0	63.7	57.1
Top Speed [km/h]	60.1	63.7	64.1	61.7	65.5	64.7	62.3
Avg. Dist. to Rail [m]	5.1	1.1	0.8	0.7	0.4	1.4	0.7
Avg. Stride Freq. [Hz]	2.2	2.3	2.3	2.2	2.3	2.4	2.3
Avg. Stride Length [m]	5.7	7.5	7.5	7.4	7.6	7.4	7.0



- [] Ranking at each section and finish
- .-.- No data available at this section
- NA No data available



Doomben QLD Professional

Race 7: MAGIC MILLIONS JAN 2025 Class 4 Handicap - 1110m

06 December 2024 - 17:27



BRISBANE
RACING CLUB

Track Rating: Soft 7, Weather: Fine, Rail Position: +10m Entire

Section													
Field Times		Overall	1000m	800m	600m	400m	200m	Last 600m					
		1:05.01 (0:08.33)	0:56.68 (0:10.57)	0:46.11 (0:11.11)	0:35.00 (0:11.29)	0:23.71 (0:11.43)	0:12.28 (0:12.28)	0:35.00					
Rank	TAB Horse/Jockey	Barrier	Top Speed [km/h]	Fastest Section								Margin	Distance Travelled [m]
1	7 ZELGARIA Andrew Mallyon	6	67.7 400m	0:08.98 Overall	1:05.01 [1] (0:08.98)	0:56.03 [7] (0:11.03)	0:45.00 [7] (0:10.90)	0:34.10 [7] (0:11.04)	0:23.06 [7] (0:11.11)	0:11.95 [4] (0:11.95)	1:05.01	0:34.10	
2	5 DAMO DAYZ James Orman	5	69.3 200m	0:08.71 Overall	1:05.09 [2] (0:08.71)	0:56.38 [5] (0:10.79)	0:45.59 [5] (0:11.10)	0:34.49 [6] (0:11.26)	0:23.23 [6] (0:11.29)	0:11.94 [6] (0:11.94)	0.5L	0:34.49	+4
3	3 RUSSIAN SUB Angela Jones	3	68.2 1000m	0:08.56 Overall	1:05.15 [3] (0:08.56)	0:56.59 [3] (0:10.86)	0:45.73 [4] (0:10.94)	0:34.79 [4] (0:11.29)	0:23.50 [4] (0:11.26)	0:12.24 [3] (0:12.24)	0.87L	0:34.79	-2
4	13 DON'T DISS AROUND Georgina Cartwright	2	67.1 1000m	0:09.37 Overall	1:05.24 [4] (0:09.37)	0:55.87 [9] (0:11.23)	0:44.64 [9] (0:10.93)	0:33.71 [9] (0:10.88)	0:22.83 [9] (0:11.04)	0:11.79 [9] (0:11.79)	1.4L	0:33.71	+1
5	2 FLAG HALL Bailey Wheeler	9	69.8 1000m	0:08.56 Overall	1:05.51 [5] (0:08.56)	0:56.95 [4] (0:10.54)	0:46.41 [2] (0:11.00)	0:35.41 [2] (0:11.20)	0:24.21 [1] (0:11.43)	0:12.78 [1] (0:12.78)	2.98L	0:35.41	+2
6	6 KAT CHINNA Nikita Beriman	4	69.1 1000m	0:08.33 Overall	1:05.56 [6] (0:08.33)	0:57.23 [1] (0:10.57)	0:46.66 [1] (0:11.11)	0:35.55 [1] (0:11.34)	0:24.21 [2] (0:11.51)	0:12.70 [2] (0:12.70)	3.25L	0:35.55	-1
7	4 PRIME ASSET Jag Guthmann-Chester	8	67.2 800m	0:09.07 Overall	1:05.61 [7] (0:09.07)	0:56.54 [8] (0:11.05)	0:45.49 [8] (0:10.94)	0:34.55 [8] (0:11.17)	0:23.38 [8] (0:11.15)	0:12.23 [7] (0:12.23)	3.58L	0:34.55	+2
8	1 PERVADE Robbie Dolan	10	68.0 1000m	0:08.35 Overall	1:05.81 [8] (0:08.35)	0:57.46 [2] (0:10.90)	0:46.56 [3] (0:10.99)	0:35.57 [3] (0:11.24)	0:24.33 [3] (0:11.63)	0:12.70 [5] (0:12.70)	4.71L	0:35.57	+5
9	11 MOUETTE Courtney Bellamy	1	66.7 1000m	0:08.72 Overall	1:06.71 [9] (0:08.72)	0:57.99 [6] (0:10.91)	0:47.08 [6] (0:10.94)	0:36.14 [5] (0:11.22)	0:24.92 [5] (0:11.63)	0:13.29 [8] (0:13.29)	10.03L	0:36.14	-7

Scratched: The Fixer (#10), Super Zamboni (#14), Bohemian Lad (#8), Demitasse (#9), Atomic Selfie (#12)



Horse/Jockey Name	Zelgaria
Final Rank	1
Fastest Section Time (Section)	0:08.98 (Overall)
Top Speed [km/h] (Section)	67.7 (400m)
Race State	Finished

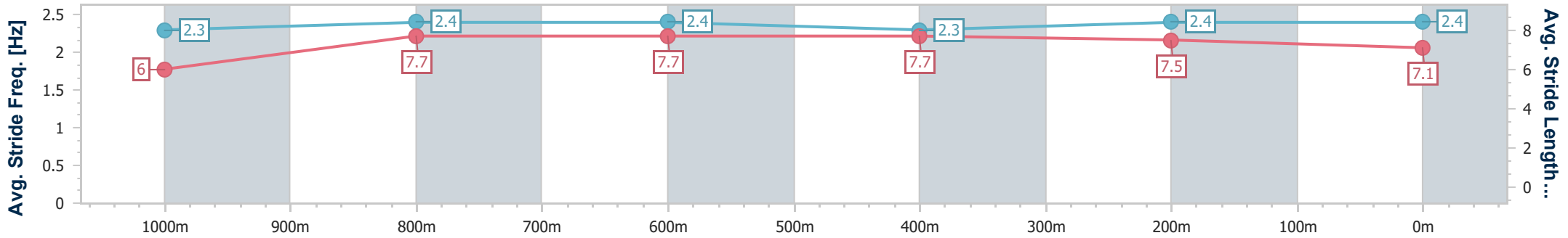
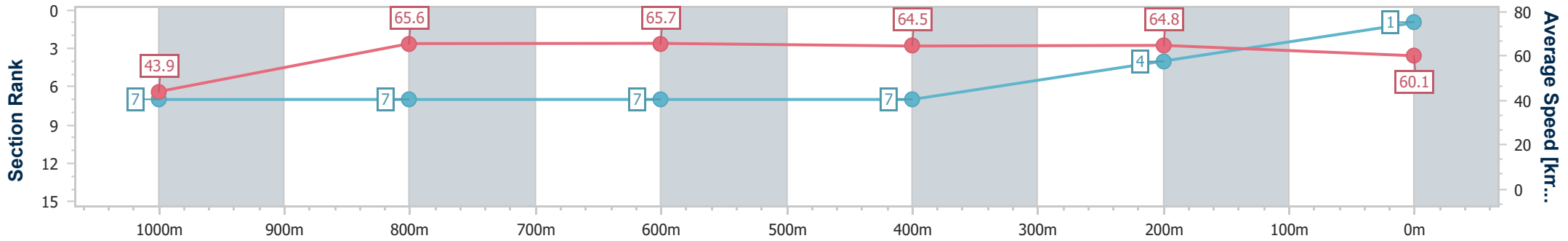


Doomben QLD Professional
Race 7: MAGIC MILLIONS JAN 2025 Class 4 Handicap - 1110m
 06 December 2024 - 17:27
 Track Rating: Soft 7, Weather: Fine, Rail Position: +10m Entire



BRISBANE
RACING CLUB

Section	Overall	1000m	800m	600m	400m	200m
Section Times	1:05.01 [1] (0:08.98)	0:56.03 [7] (0:11.03)	0:45.00 [7] (0:10.90)	0:34.10 [7] (0:11.04)	0:23.06 [7] (0:11.11)	0:11.95 [4]
Average Speed [km/h]	43.9	65.6	65.7	64.5	64.8	60.1
Top Speed [km/h]	63.2	66.5	66.6	65.3	67.7	63.6
Avg. Dist. to Rail [m]	4.8	1.8	1.2	1.8	2.1	3.2
Avg. Stride Freq. [Hz]	2.3	2.4	2.4	2.3	2.4	2.4
Avg. Stride Length [m]	6.0	7.7	7.7	7.7	7.5	7.1



- [] Ranking at each section and finish
- .-.- No data available at this section
- NA No data available



Horse/Jockey Name	Damo Dayz
Final Rank	2
Fastest Section Time (Section)	0:08.71 (Overall)
Top Speed [km/h] (Section)	69.3 (200m)
Race State	Finished

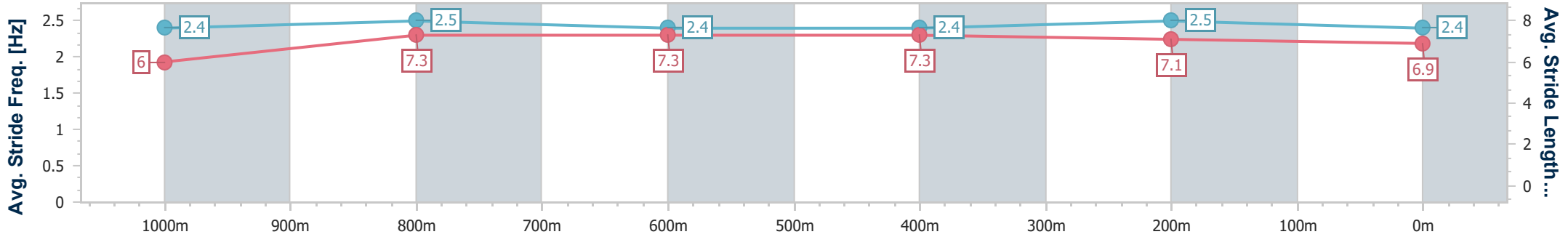
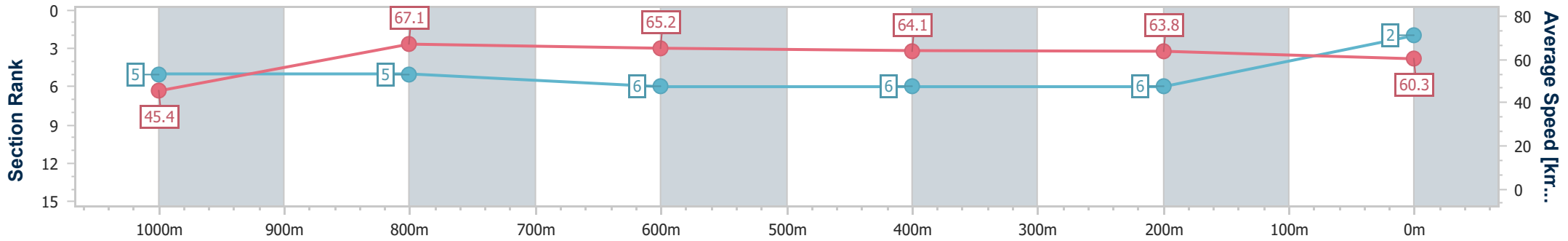


Doomben QLD Professional
Race 7: MAGIC MILLIONS JAN 2025 Class 4 Handicap - 1110m
 06 December 2024 - 17:27
 Track Rating: Soft 7, Weather: Fine, Rail Position: +10m Entire



BRISBANE
 RACING CLUB

Section	Overall	1000m	800m	600m	400m	200m
Section Times	1:05.09 [2] (0:08.71)	0:56.38 [5] (0:10.79)	0:45.59 [5] (0:11.10)	0:34.49 [6] (0:11.26)	0:23.23 [6] (0:11.29)	0:11.94 [6] (0:11.94)
Average Speed [km/h]	45.4	67.1	65.2	64.1	63.8	60.3
Top Speed [km/h]	66.6	67.7	66.2	65.1	68.4	69.3
Avg. Dist. to Rail [m]	3.3	1.5	1.3	0.6	0.9	3.4
Avg. Stride Freq. [Hz]	2.4	2.5	2.4	2.4	2.5	2.4
Avg. Stride Length [m]	6.0	7.3	7.3	7.3	7.1	6.9



- [] Ranking at each section and finish
- .-.- No data available at this section
- NA No data available



Horse/Jockey Name	Russian Sub
Final Rank	3
Fastest Section Time (Section)	0:08.56 (Overall)
Top Speed [km/h] (Section)	68.2 (1000m)
Race State	Finished

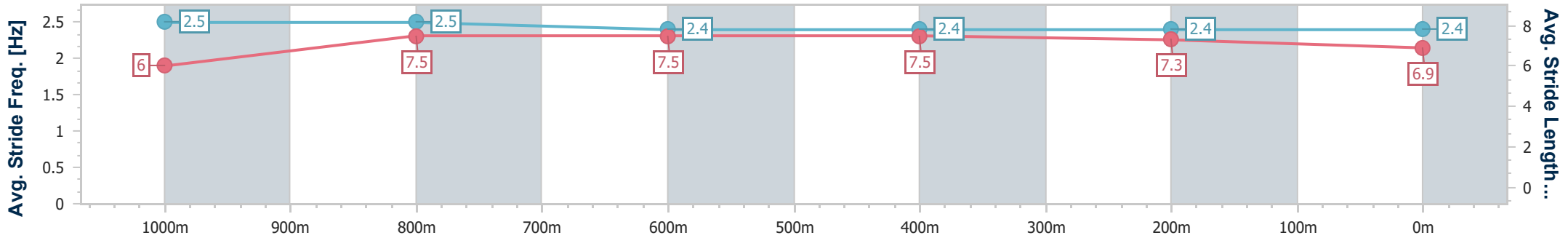
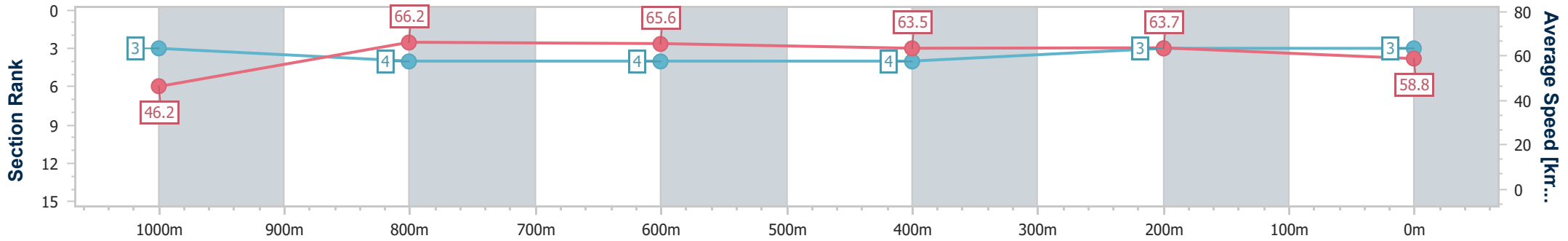


Doomben QLD Professional
Race 7: MAGIC MILLIONS JAN 2025 Class 4 Handicap - 1110m
06 December 2024 - 17:27
Track Rating: Soft 7, Weather: Fine, Rail Position: +10m Entire



BRISBANE
RACING CLUB

Section	Overall	1000m	800m	600m	400m	200m
Section Times	1:05.15 [3] (0:08.56)	0:56.59 [3] (0:10.86)	0:45.73 [4] (0:10.94)	0:34.79 [4] (0:11.29)	0:23.50 [4] (0:11.26)	0:12.24 [3] (0:12.24)
Average Speed [km/h]	46.2	66.2	65.6	63.5	63.7	58.8
Top Speed [km/h]	63.6	68.2	66.7	65.2	64.8	63.0
Avg. Dist. to Rail [m]	1.2	0.5	0.7	1.0	1.2	1.2
Avg. Stride Freq. [Hz]	2.5	2.5	2.4	2.4	2.4	2.4
Avg. Stride Length [m]	6.0	7.5	7.5	7.5	7.3	6.9



- [] Ranking at each section and finish
- .-.- No data available at this section
- NA No data available



Horse/Jockey Name	Don't Diss Around
Final Rank	4
Fastest Section Time (Section)	0:09.37 (Overall)
Top Speed [km/h] (Section)	67.1 (1000m)
Race State	Finished

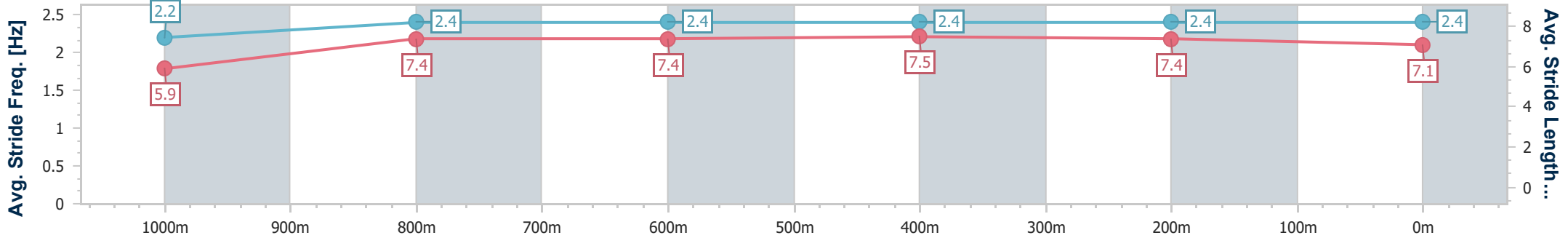
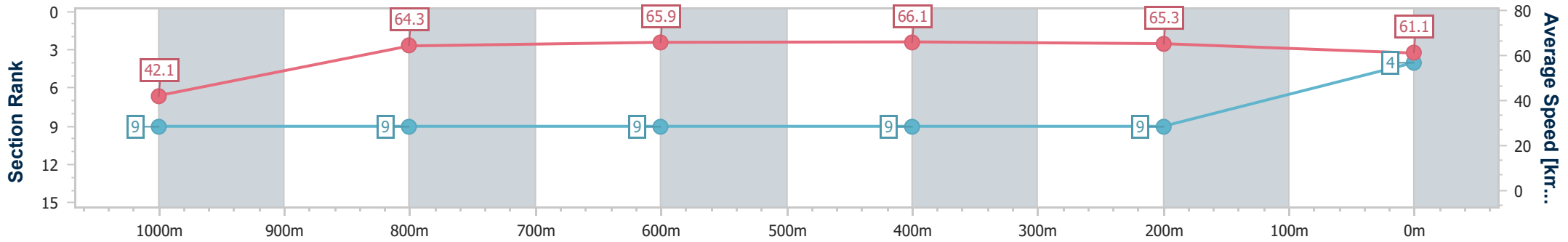


Doomben QLD Professional
Race 7: MAGIC MILLIONS JAN 2025 Class 4 Handicap - 1110m
06 December 2024 - 17:27
Track Rating: Soft 7, Weather: Fine, Rail Position: +10m Entire



BRISBANE
RACING CLUB

Section	Overall	1000m	800m	600m	400m	200m
Section Times	1:05.24 [4] (0:09.37)	0:55.87 [9] (0:11.23)	0:44.64 [9] (0:10.93)	0:33.71 [9] (0:10.88)	0:22.83 [9] (0:11.04)	0:11.79 [9] (0:11.79)
Average Speed [km/h]	42.1	64.3	65.9	66.1	65.3	61.1
Top Speed [km/h]	62.4	67.1	66.9	67.0	66.6	64.9
Avg. Dist. to Rail [m]	0.7	0.6	0.3	0.4	1.8	4.8
Avg. Stride Freq. [Hz]	2.2	2.4	2.4	2.4	2.4	2.4
Avg. Stride Length [m]	5.9	7.4	7.4	7.5	7.4	7.1



- [] Ranking at each section and finish
- .-.- No data available at this section
- NA No data available



Horse/Jockey Name	Flag Hall
Final Rank	5
Fastest Section Time (Section)	0:08.56 (Overall)
Top Speed [km/h] (Section)	69.8 (1000m)
Race State	Finished

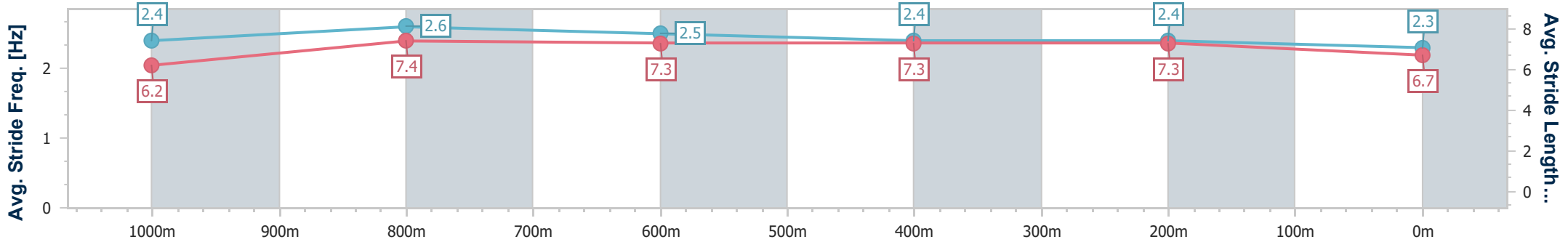
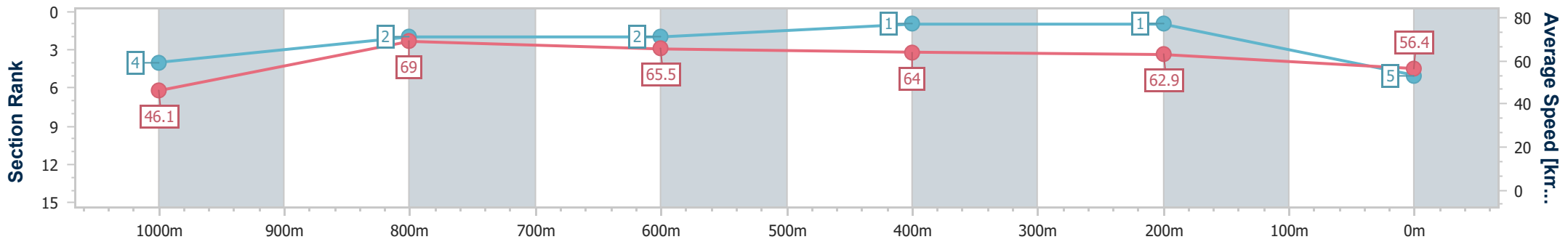


Doomben QLD Professional
Race 7: MAGIC MILLIONS JAN 2025 Class 4 Handicap - 1110m
 06 December 2024 - 17:27
 Track Rating: Soft 7, Weather: Fine, Rail Position: +10m Entire



BRISBANE
RACING CLUB

Section	Overall	1000m	800m	600m	400m	200m
Section Times	1:05.51 [5] (0:08.56)	0:56.95 [4] (0:10.54)	0:46.41 [2] (0:11.00)	0:35.41 [2] (0:11.20)	0:24.21 [1] (0:11.43)	0:12.78 [1] (0:12.78)
Average Speed [km/h]	46.1	69.0	65.5	64.0	62.9	56.4
Top Speed [km/h]	67.1	69.8	66.7	65.0	64.5	59.9
Avg. Dist. to Rail [m]	6.6	2.3	0.6	0.6	0.7	0.5
Avg. Stride Freq. [Hz]	2.4	2.6	2.5	2.4	2.4	2.3
Avg. Stride Length [m]	6.2	7.4	7.3	7.3	7.3	6.7



- [] Ranking at each section and finish
- .-.- No data available at this section
- NA No data available



Horse/Jockey Name	Kat Chinna
Final Rank	6
Fastest Section Time (Section)	0:08.33 (Overall)
Top Speed [km/h] (Section)	69.1 (1000m)
Race State	Finished

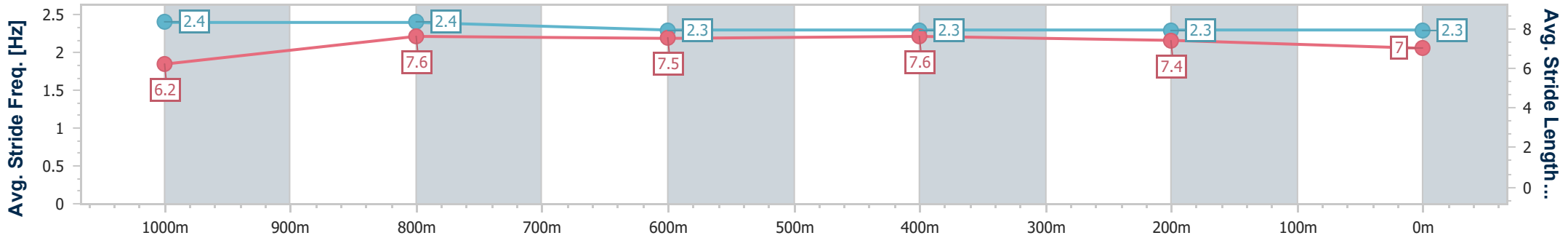
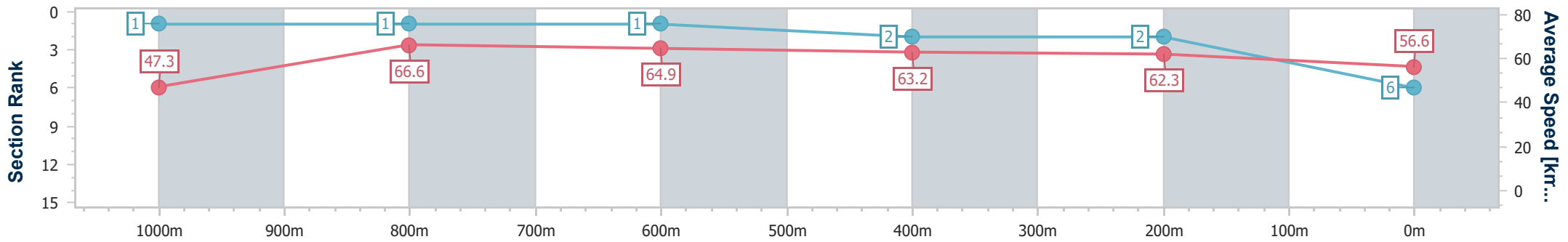


Doomben QLD Professional
Race 7: MAGIC MILLIONS JAN 2025 Class 4 Handicap - 1110m
06 December 2024 - 17:27
Track Rating: Soft 7, Weather: Fine, Rail Position: +10m Entire



BRISBANE
RACING CLUB

Section	Overall	1000m	800m	600m	400m	200m
Section Times	1:05.56 [6] (0:08.33)	0:57.23 [1] (0:10.57)	0:46.66 [1] (0:11.11)	0:35.55 [1] (0:11.34)	0:24.21 [2] (0:11.51)	0:12.70 [2] (0:12.70)
Average Speed [km/h]	47.3	66.6	64.9	63.2	62.3	56.6
Top Speed [km/h]	66.5	69.1	66.2	64.1	63.1	61.2
Avg. Dist. to Rail [m]	2.4	1.0	0.3	0.9	1.5	1.4
Avg. Stride Freq. [Hz]	2.4	2.4	2.3	2.3	2.3	2.3
Avg. Stride Length [m]	6.2	7.6	7.5	7.6	7.4	7.0



- [] Ranking at each section and finish
- .-.- No data available at this section
- NA No data available



Horse/Jockey Name	Prime Asset
Final Rank	7
Fastest Section Time (Section)	0:09.07 (Overall)
Top Speed [km/h] (Section)	67.2 (800m)
Race State	Finished

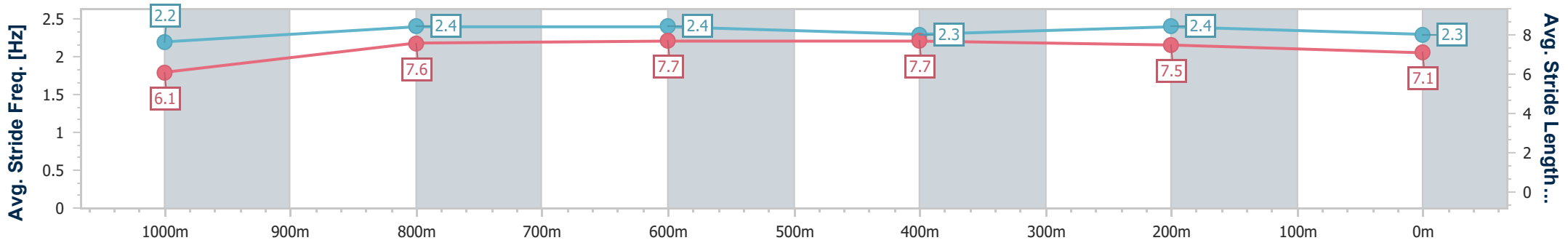
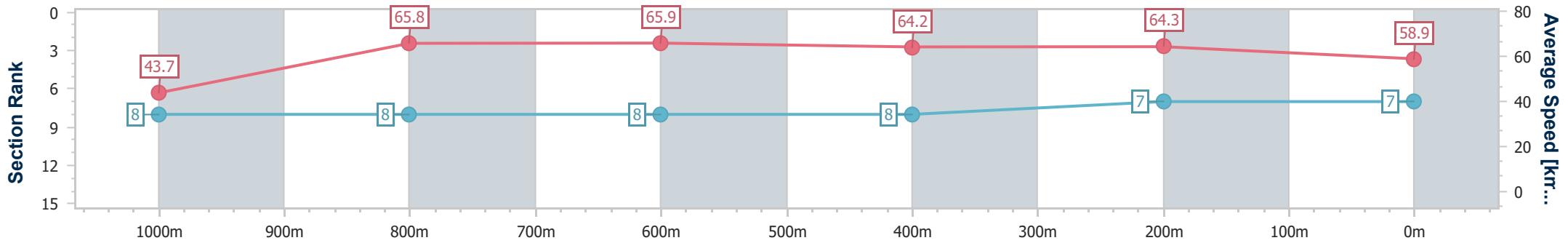


Doomben QLD Professional
Race 7: MAGIC MILLIONS JAN 2025 Class 4 Handicap - 1110m
06 December 2024 - 17:27
Track Rating: Soft 7, Weather: Fine, Rail Position: +10m Entire



BRISBANE
RACING CLUB

Section	Overall	1000m	800m	600m	400m	200m
Section Times	1:05.61 [7] (0:09.07)	0:56.54 [8] (0:11.05)	0:45.49 [8] (0:10.94)	0:34.55 [8] (0:11.17)	0:23.38 [8] (0:11.15)	0:12.23 [7] (0:12.23)
Average Speed [km/h]	43.7	65.8	65.9	64.2	64.3	58.9
Top Speed [km/h]	63.0	66.9	67.2	66.1	65.6	62.4
Avg. Dist. to Rail [m]	5.7	2.9	0.6	1.1	1.2	1.9
Avg. Stride Freq. [Hz]	2.2	2.4	2.4	2.3	2.4	2.3
Avg. Stride Length [m]	6.1	7.6	7.7	7.7	7.5	7.1



- [] Ranking at each section and finish
- .-.- No data available at this section
- NA No data available



Horse/Jockey Name	Pervade
Final Rank	8
Fastest Section Time (Section)	0:08.35 (Overall)
Top Speed [km/h] (Section)	68.0 (1000m)
Race State	Finished

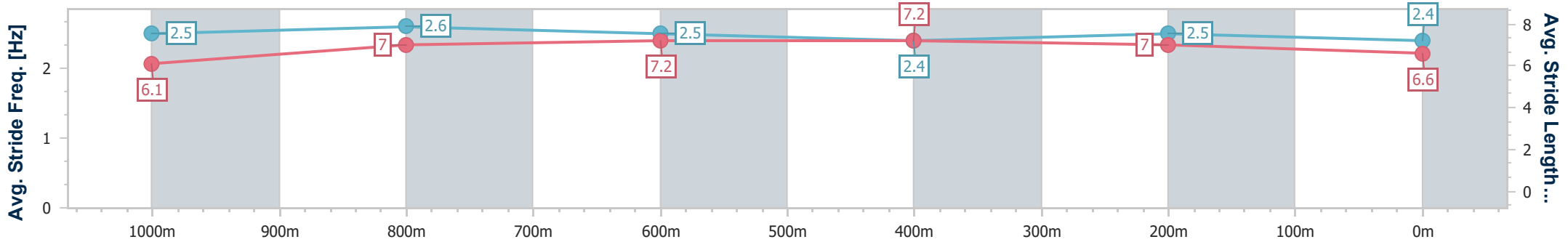
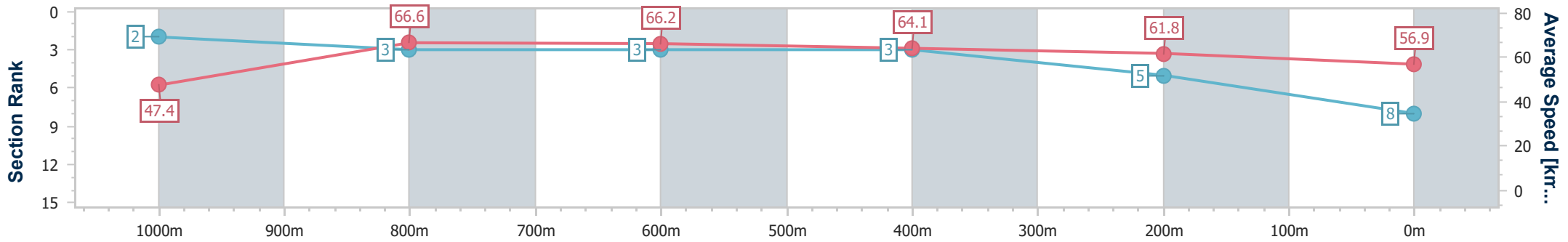


Doomben QLD Professional
Race 7: MAGIC MILLIONS JAN 2025 Class 4 Handicap - 1110m
 06 December 2024 - 17:27
 Track Rating: Soft 7, Weather: Fine, Rail Position: +10m Entire



BRISBANE
RACING CLUB

Section	Overall	1000m	800m	600m	400m	200m
Section Times	1:05.81 [8] (0:08.35)	0:57.46 [2] (0:10.90)	0:46.56 [3] (0:10.99)	0:35.57 [3] (0:11.24)	0:24.33 [3] (0:11.63)	0:12.70 [5] (0:12.70)
Average Speed [km/h]	47.4	66.6	66.2	64.1	61.8	56.9
Top Speed [km/h]	64.7	68.0	66.1	65.2	63.5	61.6
Avg. Dist. to Rail [m]	7.2	3.3	1.1	0.4	1.6	1.9
Avg. Stride Freq. [Hz]	2.5	2.6	2.5	2.4	2.5	2.4
Avg. Stride Length [m]	6.1	7.0	7.2	7.2	7.0	6.6



- [] Ranking at each section and finish
- .-.- No data available at this section
- NA No data available



Horse/Jockey Name	Mouette
Final Rank	9
Fastest Section Time (Section)	0:08.72 (Overall)
Top Speed [km/h] (Section)	66.7 (1000m)
Race State	Finished

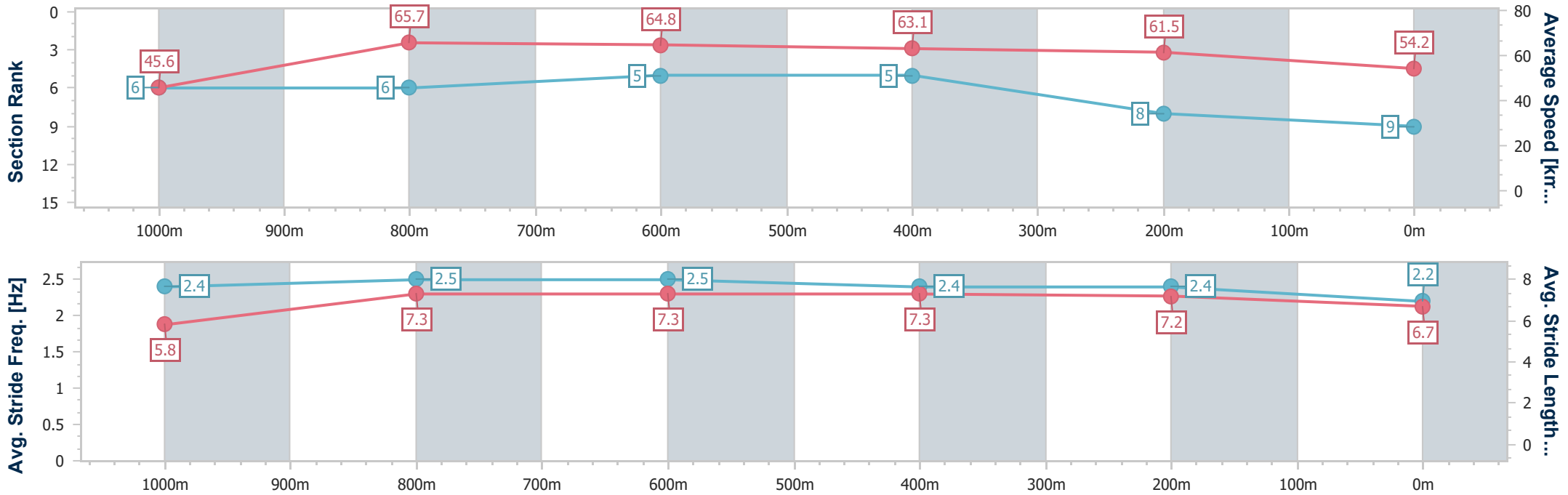


Doomben QLD Professional
Race 7: MAGIC MILLIONS JAN 2025 Class 4 Handicap - 1110m
06 December 2024 - 17:27
Track Rating: Soft 7, Weather: Fine, Rail Position: +10m Entire



BRISBANE
RACING CLUB

Section	Overall	1000m	800m	600m	400m	200m
Section Times	1:06.71 [9] (0:08.72)	0:57.99 [6] (0:10.91)	0:47.08 [6] (0:10.94)	0:36.14 [5] (0:11.22)	0:24.92 [5] (0:11.63)	0:13.29 [8] (0:13.29)
Average Speed [km/h]	45.6	65.7	64.8	63.1	61.5	54.2
Top Speed [km/h]	65.9	66.7	65.3	65.3	62.9	59.8
Avg. Dist. to Rail [m]	0.5	0.9	3.2	3.3	1.0	1.0
Avg. Stride Freq. [Hz]	2.4	2.5	2.5	2.4	2.4	2.2
Avg. Stride Length [m]	5.8	7.3	7.3	7.3	7.2	6.7



- [] Ranking at each section and finish
- .-.- No data available at this section
- NA No data available



Doomben QLD Professional

Race 8: LADBROKES FORM GENIUS Class 1 Handicap - 1200m

06 December 2024 - 17:56



BRISBANE
RACING CLUB

Track Rating: Soft 7, Weather: Fine, Rail Position: +10m Entire

Section		Overall	1000m	800m	600m	400m	200m	Last 600m					
Field Times		1:10.55 (0:13.28)	0:57.27 (0:10.72)	0:46.55 (0:11.40)	0:35.15 (0:11.67)	0:23.48 (0:11.62)	0:11.86 (0:11.86)	0:35.15					
Rank	TAB Horse/Jockey	Barrier	Top Speed [km/h]	Fastest Section							Margin	Distance Travelled [m]	
1	16 CRESSBROOK Robbie Dolan	6	68.2 1000m	0:11.13 1000m	1:10.55 [1] (0:13.52)	0:57.03 [3] (0:11.13)	0:45.90 [4] (0:11.32)	0:34.58 [4] (0:11.49)	0:23.09 [4] (0:11.23)	0:11.86 [1] (0:11.86)	1:10.55	0:34.58	
2	1 ABOUT TO EXPLODE James Orman	1	68.1 Overall	0:11.00 1000m	1:10.83 [2] (0:13.71)	0:57.12 [5] (0:11.00)	0:46.12 [5] (0:11.26)	0:34.86 [5] (0:11.57)	0:23.29 [5] (0:11.31)	0:11.98 [3] (0:11.98)	1.63L	0:34.86	-1
3	17 LOZEN Karl Zechner	4	67.6 1000m	0:10.91 1000m	1:11.56 [3] (0:13.96)	0:57.60 [6] (0:10.91)	0:46.69 [7] (0:11.30)	0:35.39 [7] (0:11.61)	0:23.78 [7] (0:11.41)	0:12.37 [6] (0:12.37)	5.95L	0:35.39	+6
4	13 SUPER FREEZE Justin Stanley	3	68.1 1000m	0:10.72 1000m	1:11.86 [4] (0:13.28)	0:58.58 [1] (0:10.72)	0:47.86 [1] (0:11.40)	0:36.46 [1] (0:11.67)	0:24.79 [1] (0:11.71)	0:13.08 [2] (0:13.08)	7.73L	0:36.46	+1
5	8 BRIGHT BLONDE Cejay Graham	2	68.1 1000m	0:10.85 1000m	1:12.06 [5] (0:13.71)	0:58.35 [4] (0:10.85)	0:47.50 [3] (0:11.22)	0:36.28 [3] (0:11.62)	0:24.66 [3] (0:11.56)	0:13.10 [5] (0:13.10)	8.89L	0:36.28	+3
6	3 BETTER BE SLICK Samantha Collett	5	68.8 1000m	0:11.06 1000m	1:12.19 [6] (0:14.24)	0:57.95 [9] (0:11.06)	0:46.89 [9] (0:11.29)	0:35.60 [9] (0:11.50)	0:24.10 [9] (0:11.53)	0:12.57 [8] (0:12.57)	9.66L	0:35.60	+1
7	4 CERTAINLYCAN Angela Jones	7	68.4 Overall	0:10.83 1000m	1:12.24 [7] (0:13.41)	0:58.83 [2] (0:10.83)	0:48.00 [2] (0:11.43)	0:36.57 [2] (0:11.67)	0:24.90 [2] (0:11.52)	0:13.38 [4] (0:13.38)	9.96L	0:36.57	+3
8	7 BOLLINGER MISS Martin Harley	9	67.9 1000m	0:10.86 1000m	1:12.31 [8] (0:14.00)	0:58.31 [7] (0:10.86)	0:47.45 [6] (0:11.23)	0:36.22 [6] (0:11.63)	0:24.59 [6] (0:11.64)	0:12.95 [7] (0:12.95)	10.35L	0:36.22	+7
9	14 JEDIAH Mark Du Plessis	8	66.3 800m	0:11.06 1000m	1:12.46 [9] (0:14.20)	0:58.26 [8] (0:11.06)	0:47.20 [8] (0:11.23)	0:35.97 [8] (0:11.57)	0:24.40 [8] (0:11.68)	0:12.72 [9] (0:12.72)	11.26L	0:35.97	+5

Scratched: Parchemin (#15), Try Everything (#10), Appellant (#11), Kareem (#5), Dumebi (#2), Shouts All Day (#12), Mercian (#6), Midnight Drifter (#9)

[] Ranking at each section and finish
 -:-:- No data available at this section
 NA No data available

SCN Saddle cloth number
 DNF Did not finish
 DNT Did not track



Horse/Jockey Name	Cressbrook
Final Rank	1
Fastest Section Time (Section)	0:11.13 (1000m)
Top Speed [km/h] (Section)	68.2 (1000m)
Race State	Finished

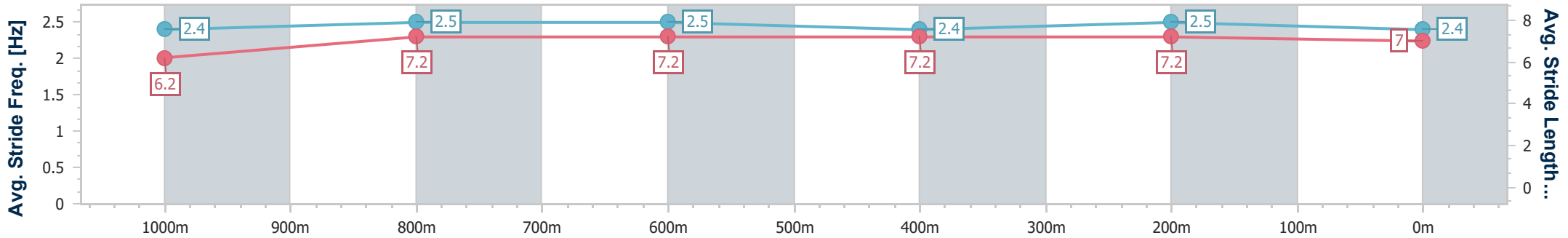
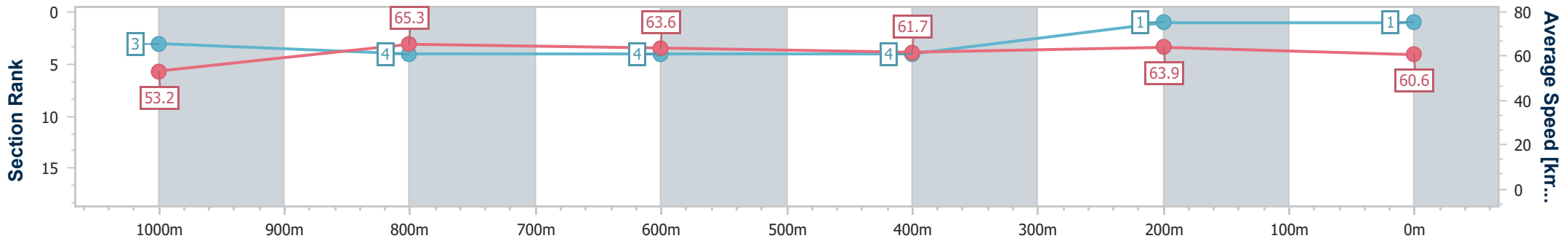


Doomben QLD Professional
Race 8: LADBROKES FORM GENIUS Class 1 Handicap - 1200m
06 December 2024 - 17:56
Track Rating: Soft 7, Weather: Fine, Rail Position: +10m Entire



BRISBANE
RACING CLUB

Section	Overall	1000m	800m	600m	400m	200m
Section Times	1:10.55 [1] (0:13.52)	0:57.03 [3] (0:11.13)	0:45.90 [4] (0:11.32)	0:34.58 [4] (0:11.49)	0:23.09 [4] (0:11.23)	0:11.86 [1] (0:11.86)
Average Speed [km/h]	53.2	65.3	63.6	61.7	63.9	60.6
Top Speed [km/h]	67.0	68.2	64.4	63.2	64.7	64.0
Avg. Dist. to Rail [m]	3.8	1.6	1.0	2.9	1.5	2.8
Avg. Stride Freq. [Hz]	2.4	2.5	2.5	2.4	2.5	2.4
Avg. Stride Length [m]	6.2	7.2	7.2	7.2	7.2	7.0



- [] Ranking at each section and finish
- .-.- No data available at this section
- NA No data available



Horse/Jockey Name	About To Explode
Final Rank	2
Fastest Section Time (Section)	0:11.00 (1000m)
Top Speed [km/h] (Section)	68.1 (Overall)
Race State	Finished



Doomben QLD Professional



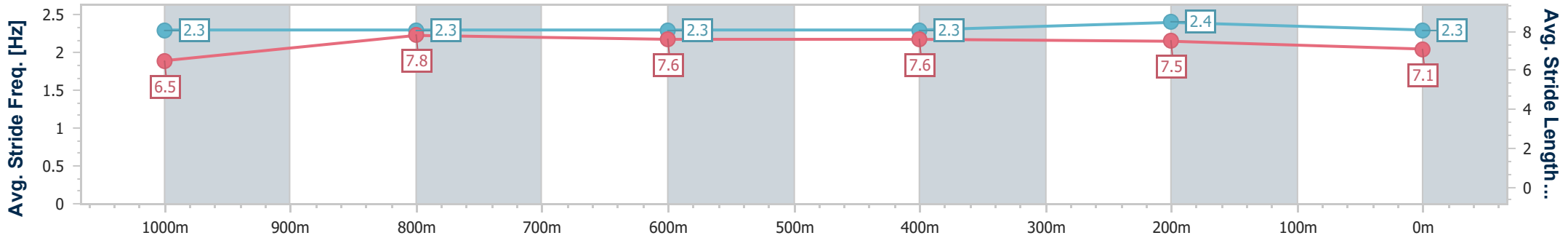
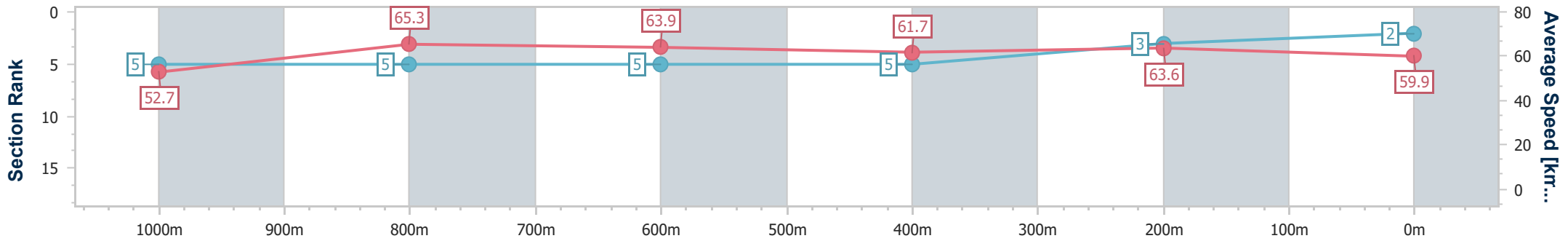
Race 8: LADBROKES FORM GENIUS Class 1 Handicap - 1200m

06 December 2024 - 17:56

Track Rating: Soft 7, Weather: Fine, Rail Position: +10m Entire

BRISBANE RACING CLUB

Section	Overall	1000m	800m	600m	400m	200m
Section Times	1:10.83 [2] (0:13.71)	0:57.12 [5] (0:11.00)	0:46.12 [5] (0:11.26)	0:34.86 [5] (0:11.57)	0:23.29 [5] (0:11.31)	0:11.98 [3] (0:11.98)
Average Speed [km/h]	52.7	65.3	63.9	61.7	63.6	59.9
Top Speed [km/h]	68.1	66.6	64.8	63.5	64.9	63.5
Avg. Dist. to Rail [m]	0.8	0.6	0.7	1.1	0.9	0.7
Avg. Stride Freq. [Hz]	2.3	2.3	2.3	2.3	2.4	2.3
Avg. Stride Length [m]	6.5	7.8	7.6	7.6	7.5	7.1



- [] Ranking at each section and finish
- .-.- No data available at this section
- NA No data available



Horse/Jockey Name	Lozen
Final Rank	3
Fastest Section Time (Section)	0:10.91 (1000m)
Top Speed [km/h] (Section)	67.6 (1000m)
Race State	Finished

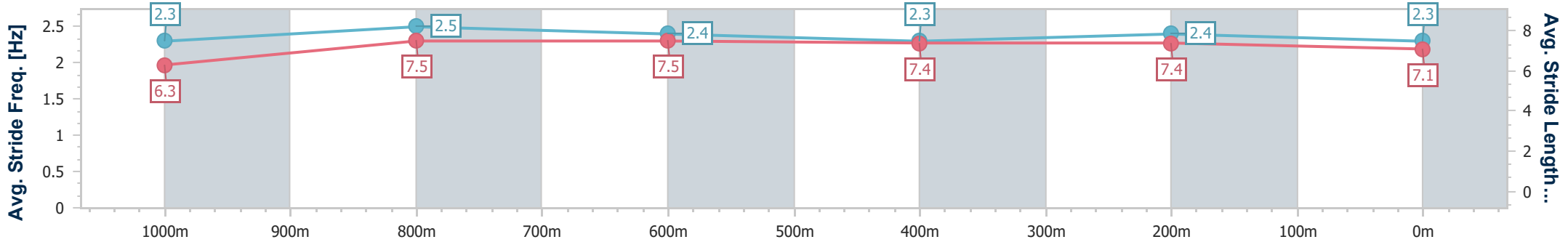
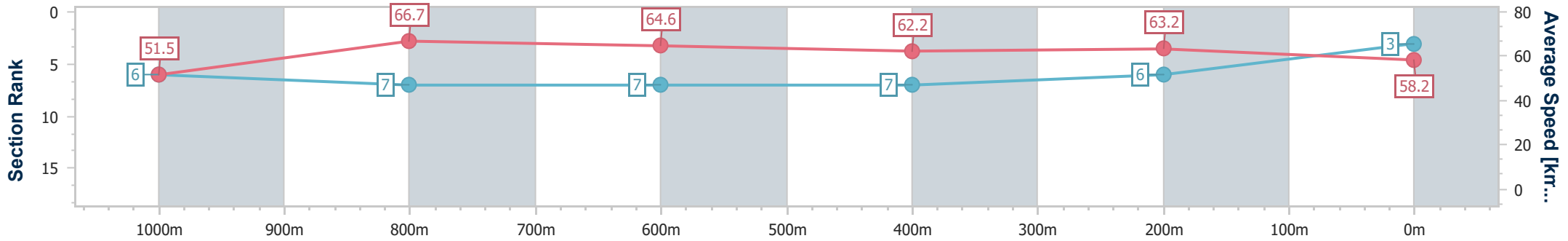


Doomben QLD Professional
Race 8: LADBROKES FORM GENIUS Class 1 Handicap - 1200m
 06 December 2024 - 17:56
 Track Rating: Soft 7, Weather: Fine, Rail Position: +10m Entire



BRISBANE
 RACING CLUB

Section	Overall	1000m	800m	600m	400m	200m
Section Times	1:11.56 [3] (0:13.96)	0:57.60 [6] (0:10.91)	0:46.69 [7] (0:11.30)	0:35.39 [7] (0:11.61)	0:23.78 [7] (0:11.41)	0:12.37 [6] (0:12.37)
Average Speed [km/h]	51.5	66.7	64.6	62.2	63.2	58.2
Top Speed [km/h]	66.0	67.6	66.0	63.8	64.3	61.6
Avg. Dist. to Rail [m]	2.1	2.6	2.7	1.0	1.7	1.4
Avg. Stride Freq. [Hz]	2.3	2.5	2.4	2.3	2.4	2.3
Avg. Stride Length [m]	6.3	7.5	7.5	7.4	7.4	7.1



- [] Ranking at each section and finish
- .-.- No data available at this section
- NA No data available



Horse/Jockey Name	Super Freeze
Final Rank	4
Fastest Section Time (Section)	0:10.72 (1000m)
Top Speed [km/h] (Section)	68.1 (1000m)
Race State	Finished



Doomben QLD Professional

Race 8: LADBROKES FORM GENIUS Class 1 Handicap - 1200m

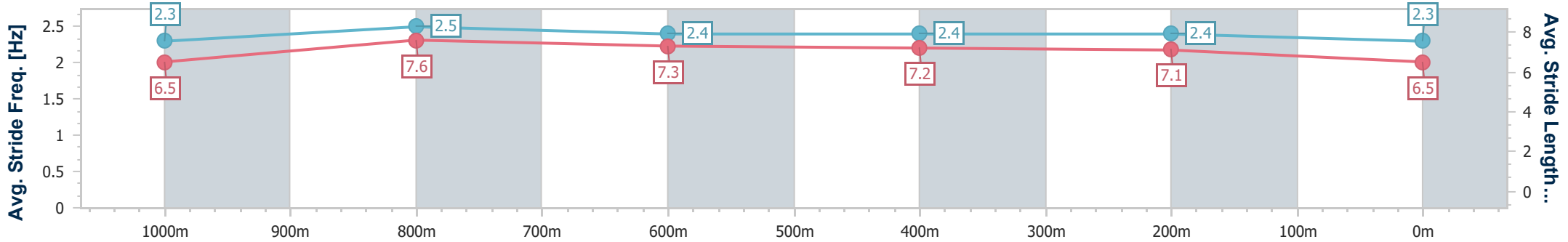
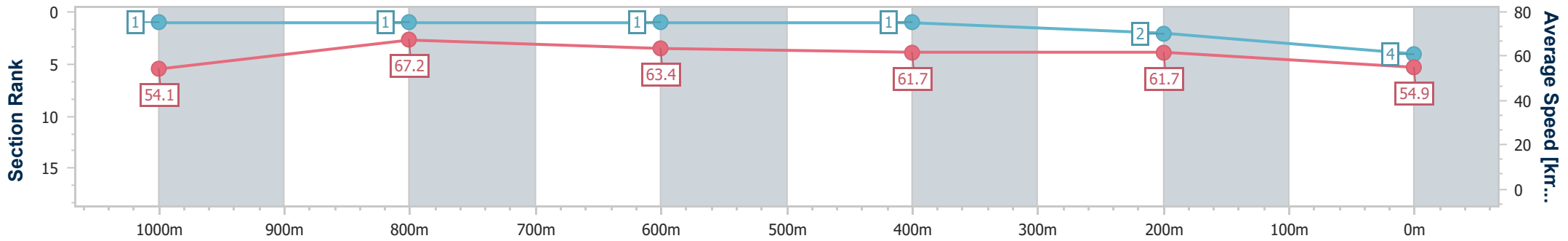
06 December 2024 - 17:56

Track Rating: Soft 7, Weather: Fine, Rail Position: +10m Entire



BRISBANE RACING CLUB

Section	Overall	1000m	800m	600m	400m	200m
Section Times	1:11.86 [4] (0:13.28)	0:58.58 [1] (0:10.72)	0:47.86 [1] (0:11.40)	0:36.46 [1] (0:11.67)	0:24.79 [1] (0:11.71)	0:13.08 [2] (0:13.08)
Average Speed [km/h]	54.1	67.2	63.4	61.7	61.7	54.9
Top Speed [km/h]	67.5	68.1	66.3	63.2	63.8	59.1
Avg. Dist. to Rail [m]	1.5	0.2	1.4	0.7	1.0	2.3
Avg. Stride Freq. [Hz]	2.3	2.5	2.4	2.4	2.4	2.3
Avg. Stride Length [m]	6.5	7.6	7.3	7.2	7.1	6.5



- [] Ranking at each section and finish
- .-.- No data available at this section
- NA No data available



Horse/Jockey Name	Bright Blonde
Final Rank	5
Fastest Section Time (Section)	0:10.85 (1000m)
Top Speed [km/h] (Section)	68.1 (1000m)
Race State	Finished



Doomben QLD Professional



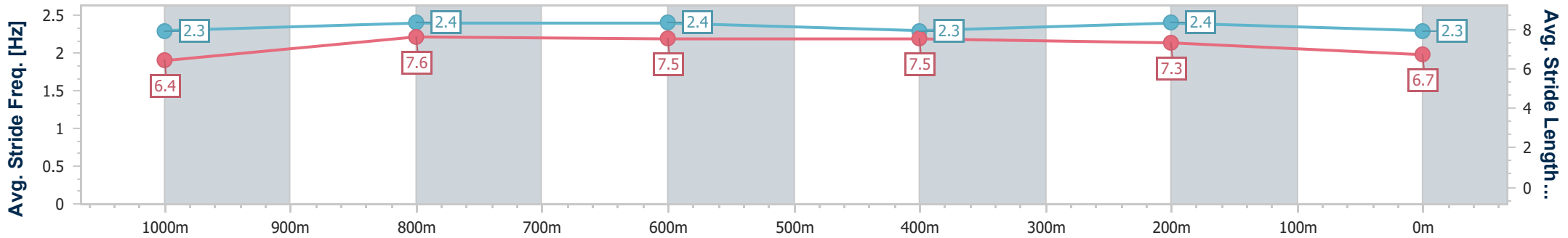
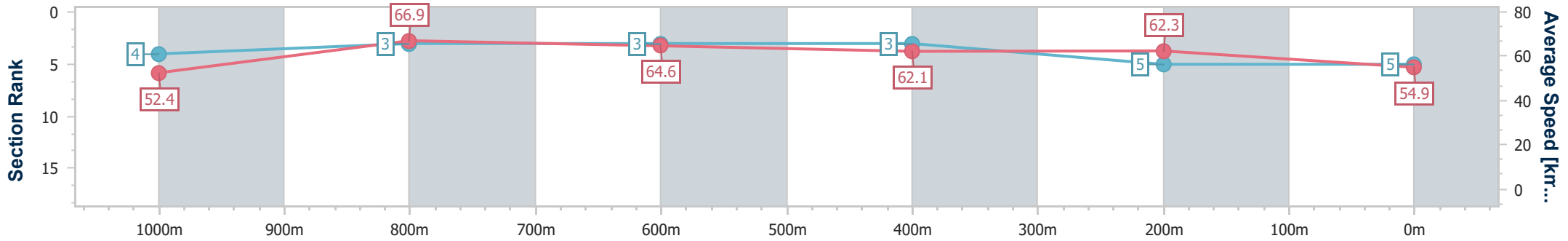
Race 8: LADBROKES FORM GENIUS Class 1 Handicap - 1200m

06 December 2024 - 17:56

BRISBANE RACING CLUB

Track Rating: Soft 7, Weather: Fine, Rail Position: +10m Entire

Section	Overall	1000m	800m	600m	400m	200m
Section Times	1:12.06 [5] (0:13.71)	0:58.35 [4] (0:10.85)	0:47.50 [3] (0:11.22)	0:36.28 [3] (0:11.62)	0:24.66 [3] (0:11.56)	0:13.10 [5] (0:13.10)
Average Speed [km/h]	52.4	66.9	64.6	62.1	62.3	54.9
Top Speed [km/h]	66.4	68.1	66.4	63.8	63.6	59.9
Avg. Dist. to Rail [m]	1.3	1.5	1.7	0.4	1.9	4.0
Avg. Stride Freq. [Hz]	2.3	2.4	2.4	2.3	2.4	2.3
Avg. Stride Length [m]	6.4	7.6	7.5	7.5	7.3	6.7



- [] Ranking at each section and finish
- .-.- No data available at this section
- NA No data available



Horse/Jockey Name	Better Be Slick
Final Rank	6
Fastest Section Time (Section)	0:11.06 (1000m)
Top Speed [km/h] (Section)	68.8 (1000m)
Race State	Finished

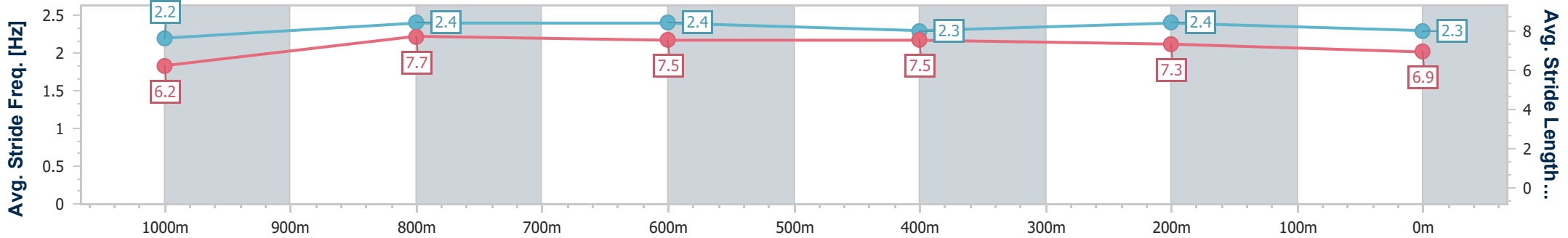
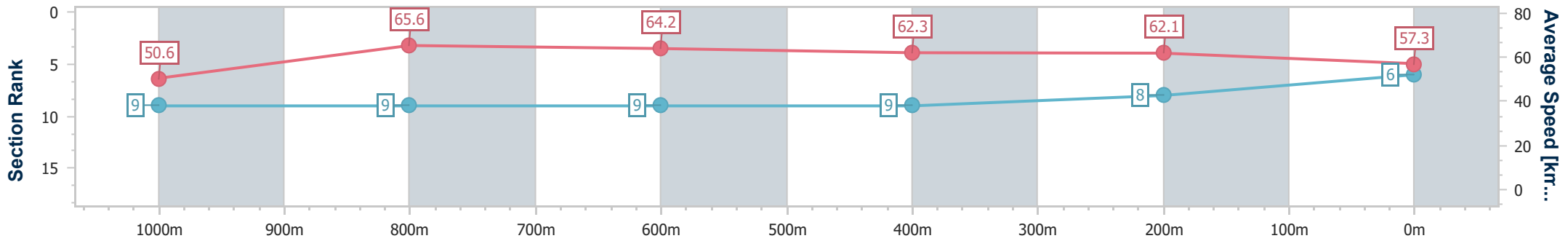


Doomben QLD Professional
Race 8: LADBROKES FORM GENIUS Class 1 Handicap - 1200m
06 December 2024 - 17:56
Track Rating: Soft 7, Weather: Fine, Rail Position: +10m Entire



BRISBANE
RACING CLUB

Section	Overall	1000m	800m	600m	400m	200m
Section Times	1:12.19 [6] (0:14.24)	0:57.95 [9] (0:11.06)	0:46.89 [9] (0:11.29)	0:35.60 [9] (0:11.50)	0:24.10 [9] (0:11.53)	0:12.57 [8] (0:12.57)
Average Speed [km/h]	50.6	65.6	64.2	62.3	62.1	57.3
Top Speed [km/h]	65.4	68.8	66.0	64.6	63.8	61.5
Avg. Dist. to Rail [m]	2.5	1.4	1.2	0.9	0.9	1.0
Avg. Stride Freq. [Hz]	2.2	2.4	2.4	2.3	2.4	2.3
Avg. Stride Length [m]	6.2	7.7	7.5	7.5	7.3	6.9



- [] Ranking at each section and finish
- .-.- No data available at this section
- NA No data available



Horse/Jockey Name	Certainlycan
Final Rank	7
Fastest Section Time (Section)	0:10.83 (1000m)
Top Speed [km/h] (Section)	68.4 (Overall)
Race State	Finished



Doomben QLD Professional



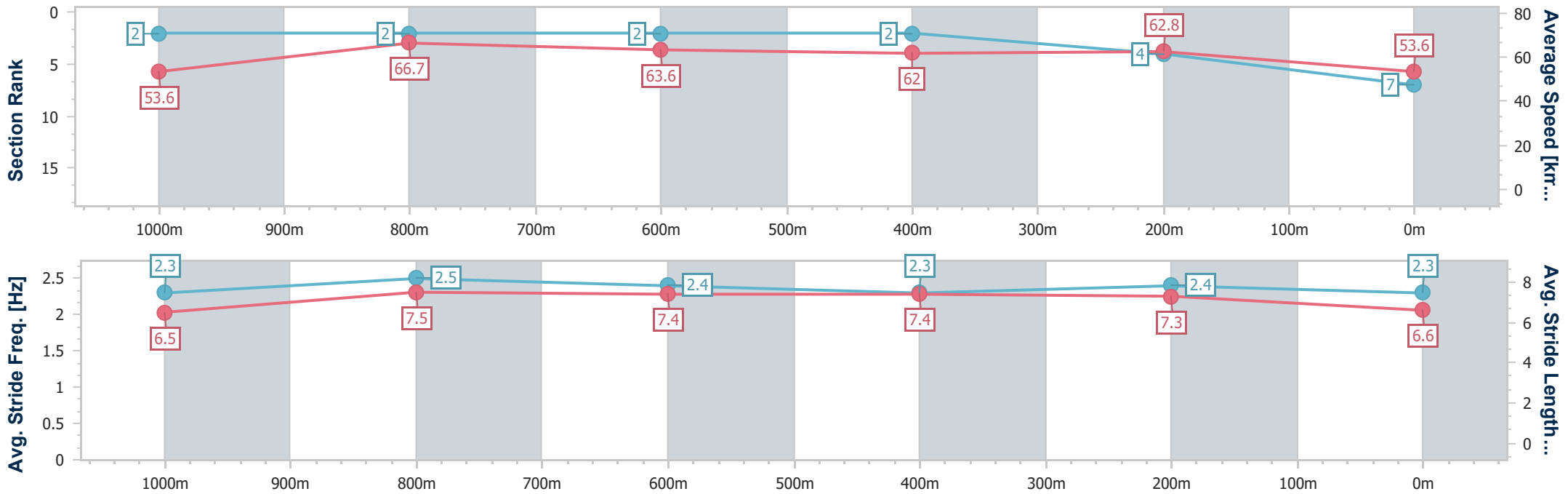
Race 8: LADBROKES FORM GENIUS Class 1 Handicap - 1200m

06 December 2024 - 17:56

Track Rating: Soft 7, Weather: Fine, Rail Position: +10m Entire

BRISBANE RACING CLUB

Section	Overall	1000m	800m	600m	400m	200m
Section Times	1:12.24 [7] (0:13.41)	0:58.83 [2] (0:10.83)	0:48.00 [2] (0:11.43)	0:36.57 [2] (0:11.67)	0:24.90 [2] (0:11.52)	0:13.38 [4] (0:13.38)
Average Speed [km/h]	53.6	66.7	63.6	62.0	62.8	53.6
Top Speed [km/h]	68.4	67.9	65.2	63.0	64.2	59.9
Avg. Dist. to Rail [m]	4.0	0.8	2.1	0.9	1.6	3.4
Avg. Stride Freq. [Hz]	2.3	2.5	2.4	2.3	2.4	2.3
Avg. Stride Length [m]	6.5	7.5	7.4	7.4	7.3	6.6



- [] Ranking at each section and finish
- .-.- No data available at this section
- NA No data available



Horse/Jockey Name	Bollinger Miss
Final Rank	8
Fastest Section Time (Section)	0:10.86 (1000m)
Top Speed [km/h] (Section)	67.9 (1000m)
Race State	Finished



Doomben QLD Professional



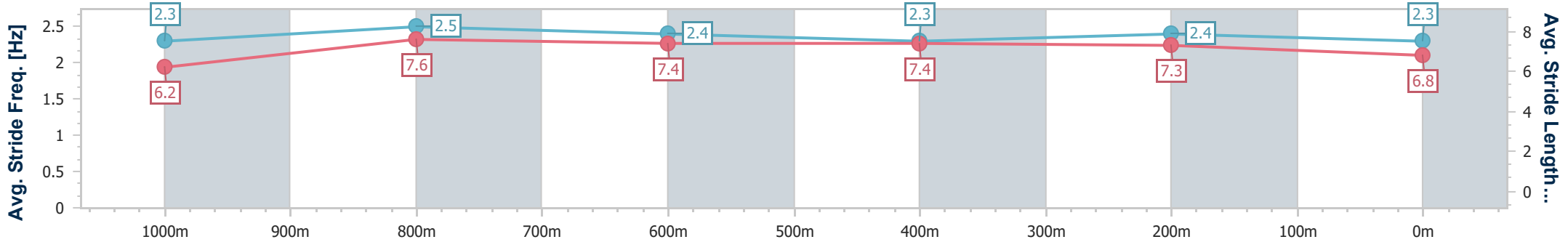
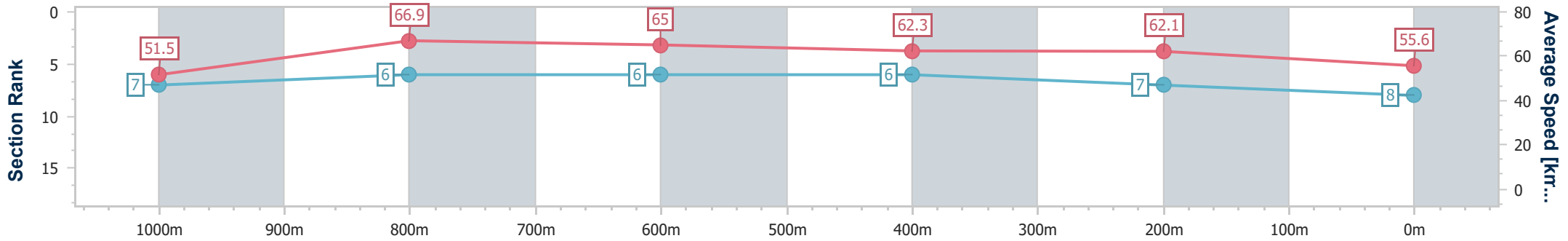
Race 8: LADBROKES FORM GENIUS Class 1 Handicap - 1200m

06 December 2024 - 17:56

Track Rating: Soft 7, Weather: Fine, Rail Position: +10m Entire

BRISBANE RACING CLUB

Section	Overall	1000m	800m	600m	400m	200m
Section Times	1:12.31 [8] (0:14.00)	0:58.31 [7] (0:10.86)	0:47.45 [6] (0:11.23)	0:36.22 [6] (0:11.63)	0:24.59 [6] (0:11.64)	0:12.95 [7] (0:12.95)
Average Speed [km/h]	51.5	66.9	65.0	62.3	62.1	55.6
Top Speed [km/h]	65.9	67.9	66.3	64.5	63.7	60.5
Avg. Dist. to Rail [m]	6.3	1.9	2.8	1.2	3.1	5.5
Avg. Stride Freq. [Hz]	2.3	2.5	2.4	2.3	2.4	2.3
Avg. Stride Length [m]	6.2	7.6	7.4	7.4	7.3	6.8



- [] Ranking at each section and finish
- .-.- No data available at this section
- NA No data available



Horse/Jockey Name	Jediah
Final Rank	9
Fastest Section Time (Section)	0:11.06 (1000m)
Top Speed [km/h] (Section)	66.3 (800m)
Race State	Finished



Doomben QLD Professional



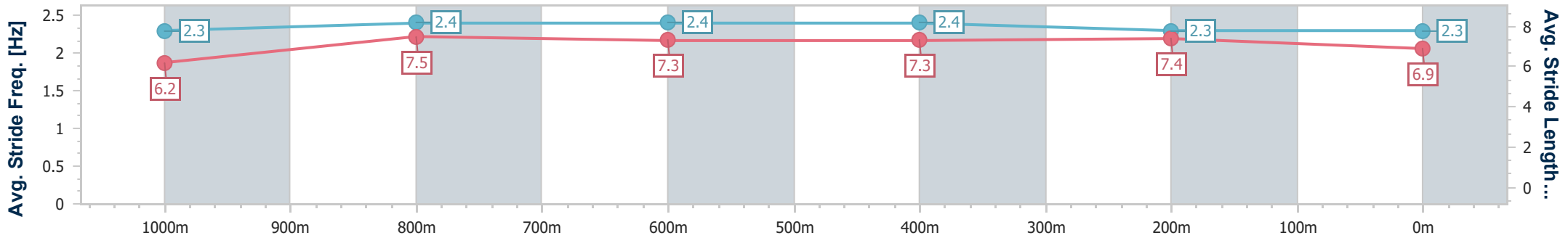
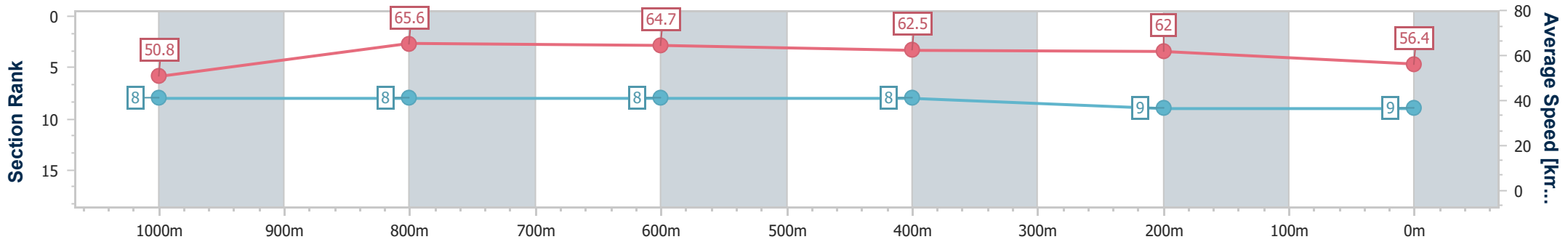
Race 8: LADBROKES FORM GENIUS Class 1 Handicap - 1200m

06 December 2024 - 17:56

Track Rating: Soft 7, Weather: Fine, Rail Position: +10m Entire

BRISBANE RACING CLUB

Section	Overall	1000m	800m	600m	400m	200m
Section Times	1:12.46 [9] (0:14.20)	0:58.26 [8] (0:11.06)	0:47.20 [8] (0:11.23)	0:35.97 [8] (0:11.57)	0:24.40 [8] (0:11.68)	0:12.72 [9] (0:12.72)
Average Speed [km/h]	50.8	65.6	64.7	62.5	62.0	56.4
Top Speed [km/h]	65.9	66.2	66.3	64.2	64.6	61.2
Avg. Dist. to Rail [m]	5.1	1.8	2.2	1.0	1.9	3.6
Avg. Stride Freq. [Hz]	2.3	2.4	2.4	2.4	2.3	2.3
Avg. Stride Length [m]	6.2	7.5	7.3	7.3	7.4	6.9



- [] Ranking at each section and finish
- .-.- No data available at this section
- NA No data available