



Townsville QLD Professional

Race 6: LADBROKES ODDS SURGE OPEN Handicap - 1400m

05 December 2024 - 16:10



Track Rating: Soft 6, Weather: Overcast, Rail Position: +6m 1000m-W/Post; +2m Remainder

Section		Overall	1200m	1000m	800m	600m	400m	Last 600m				
Field Times		1:22.64 (0:14.58)	1:08.06 (0:10.80)	0:57.26 (0:11.08)	0:46.18 (0:11.25)	0:34.93 (0:11.52)	0:23.41 (0:11.57)	0:34.93				
Rank	TAB Horse/Jockey	Barrier	Top Speed [km/h]	Fastest Section							Distance Travelled [m]	
1	9 FROM THIS MOMENT Adam Sewell	6	66.4 800m	0:10.97 1200m	1:22.64 [1] (0:14.87)	1:07.77 [5] (0:10.97)	0:56.80 [5] (0:11.12)	0:45.68 [5] (0:11.09)	0:34.59 [4] (0:11.54)	0:23.05 [3] (0:11.21)	0:34.59	
2	1 BATTLE CRY Ryan Wiggins	5	66.9 800m	0:10.99 800m	1:22.68 [2] (0:15.16)	1:07.52 [8] (0:11.06)	0:56.46 [7] (0:11.12)	0:45.34 [7] (0:10.99)	0:34.35 [7] (0:11.33)	0:23.02 [5] (0:11.18)	0:34.35	+0
3	3 MOENAVE Jackson Murphy	4	67.5 800m	0:10.96 800m	1:22.84 [3] (0:15.46)	1:07.38 [9] (0:11.11)	0:56.27 [9] (0:11.00)	0:45.27 [8] (0:10.96)	0:34.31 [8] (0:11.41)	0:22.90 [8] (0:11.24)	0:34.31	-1
4	5 MISS SEATTLE McKenzie Apel	9	68.1 1200m	0:10.78 1200m	1:22.94 [4] (0:14.60)	1:08.34 [2] (0:10.78)	0:57.56 [1] (0:11.08)	0:46.48 [1] (0:11.25)	0:35.23 [1] (0:11.52)	0:23.71 [1] (0:11.59)	0:35.23	-1
5	4 LADY RAIN Lacey Morrison	7	67.0 800m	0:11.01 1200m	1:23.26 [5] (0:14.60)	1:08.66 [3] (0:11.01)	0:57.65 [3] (0:11.11)	0:46.54 [3] (0:11.19)	0:35.35 [2] (0:11.63)	0:23.72 [2] (0:11.34)	0:35.35	+3
6	6 CRYSTAL CHIEF Tyler Leslight	1	66.3 1200m	0:10.97 1200m	1:23.32 [6] (0:14.68)	1:08.64 [4] (0:10.97)	0:57.67 [4] (0:11.18)	0:46.49 [4] (0:11.31)	0:35.18 [5] (0:11.63)	0:23.55 [6] (0:11.53)	0:35.18	-2
7	2 BRAD Erin Molloy	3	66.9 1200m	0:10.97 1200m	1:23.62 [7] (0:14.92)	1:08.70 [6] (0:10.97)	0:57.73 [6] (0:11.24)	0:46.49 [6] (0:11.17)	0:35.32 [6] (0:11.55)	0:23.77 [7] (0:11.42)	0:35.32	-1
8	7 SINGLE HONOR Nathan Thomas	2	66.7 1200m	0:10.95 1200m	1:23.82 [8] (0:14.58)	1:09.24 [1] (0:10.95)	0:58.29 [2] (0:11.11)	0:47.18 [2] (0:11.32)	0:35.86 [3] (0:11.64)	0:24.22 [4] (0:11.54)	0:35.86	-5
9	8 LOVE ON SUNDAY Chelsea Jokic	8	66.9 800m	0:11.05 800m	1:25.39 [9] (0:15.11)	1:10.28 [7] (0:11.41)	0:58.87 [8] (0:11.11)	0:47.76 [9] (0:11.05)	0:36.71 [9] (0:11.51)	0:25.20 [9] (0:11.88)	0:36.71	+3

[] Ranking at each section and finish
 -:-:- No data available at this section
 NA No data available

SCN Saddle cloth number
 DNF Did not finish
 DNT Did not track



Townsville QLD Professional

Race 6: LADBROKES ODDS SURGE OPEN Handicap - 1400m

05 December 2024 - 16:10



Track Rating: Soft 6, Weather: Overcast, Rail Position: +6m 1000m-W/Post; +2m Remainder

Section				200m				Last 600m	
Field Times				0:11.84		(0:11.84)		0:34.93	
Rank	TAB	Horse/Jockey	Barrier	Top Speed [km/h]	Fastest Section	Margin			Distance Travelled [m]
1	9	FROM THIS MOMENT Adam Sewell	6	66.4 800m	0:10.97 1200m	0:11.84 [1] (0:11.84)	1:22.64		0:34.59
2	1	BATTLE CRY Ryan Wiggins	5	66.9 800m	0:10.99 800m	0:11.84 [3] (0:11.84)	0.26L		0:34.35 +0
3	3	MOENAVE Jackson Murphy	4	67.5 800m	0:10.96 800m	0:11.66 [6] (0:11.66)	1.23L		0:34.31 -1
4	5	MISS SEATTLE McKenzie Apel	9	68.1 1200m	0:10.78 1200m	0:12.12 [2] (0:12.12)	1.82L		0:35.23 -1
5	4	LADY RAIN Lacey Morrison	7	67.0 800m	0:11.01 1200m	0:12.38 [4] (0:12.38)	3.66L		0:35.35 +3
6	6	CRYSTAL CHIEF Tyler Leslight	1	66.3 1200m	0:10.97 1200m	0:12.02 [8] (0:12.02)	4.01L		0:35.18 -2
7	2	BRAD Erin Molloy	3	66.9 1200m	0:10.97 1200m	0:12.35 [7] (0:12.35)	5.77L		0:35.32 -1
8	7	SINGLE HONOR Nathan Thomas	2	66.7 1200m	0:10.95 1200m	0:12.68 [5] (0:12.68)	6.96L		0:35.86 -5
9	8	LOVE ON SUNDAY Chelsea Jokic	8	66.9 800m	0:11.05 800m	0:13.32 [9] (0:13.32)	16.18L		0:36.71 +3

[] Ranking at each section and finish
 -:-:- No data available at this section
 NA No data available

SCN Saddle cloth number
 DNF Did not finish
 DNT Did not track



Horse/Jockey Name	From This Moment
Final Rank	1
Fastest Section Time (Section)	0:10.97 (1200m)
Top Speed [km/h] (Section)	66.4 (800m)
Race State	Finished



Townsville QLD Professional

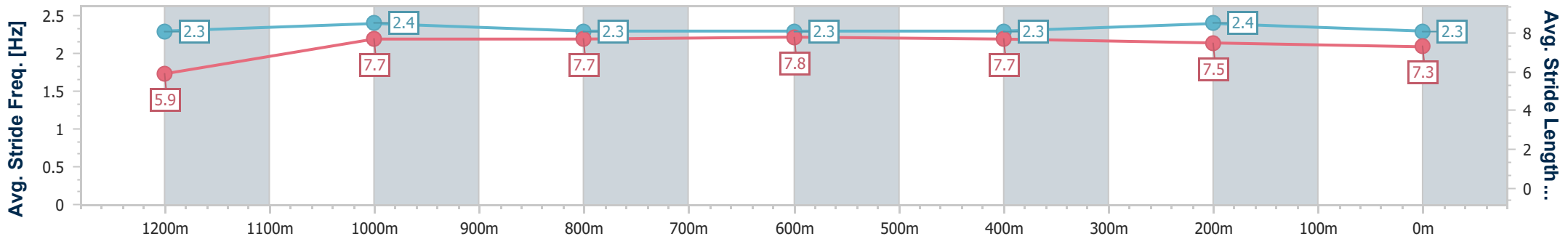
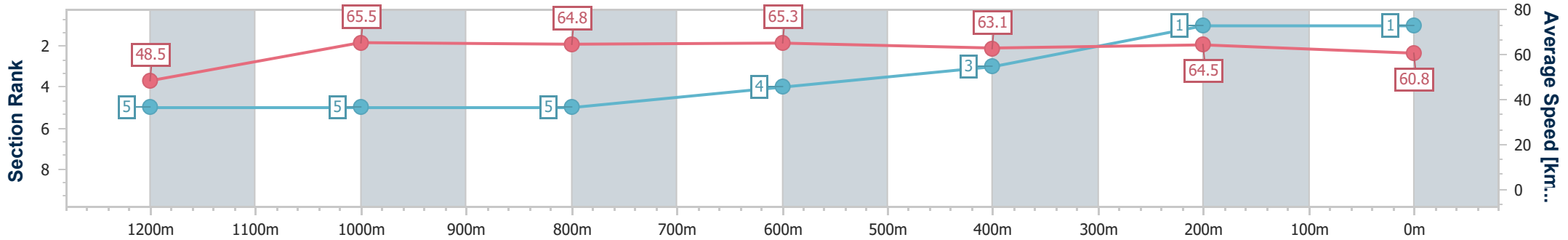
Race 6: LADBROKES ODDS SURGE OPEN Handicap - 1400m

05 December 2024 - 16:10

Track Rating: Soft 6, Weather: Overcast, Rail Position: +6m 1000m- W/Post; +2m Remainder



Section	Overall	1200m	1000m	800m	600m	400m	200m
Section Times	1:22.64 [1] (0:14.87)	1:07.77 [5] (0:10.97)	0:56.80 [5] (0:11.12)	0:45.68 [5] (0:11.09)	0:34.59 [4] (0:11.54)	0:23.05 [3] (0:11.21)	0:11.84 [1] (0:11.84)
Average Speed [km/h]	48.5	65.5	64.8	65.3	63.1	64.5	60.8
Top Speed [km/h]	64.8	66.2	65.4	66.4	64.5	65.4	64.1
Avg. Dist. to Rail [m]	5.4	0.4	0.6	1.4	2.1	3.7	5.2
Avg. Stride Freq. [Hz]	2.3	2.4	2.3	2.3	2.3	2.4	2.3
Avg. Stride Length [m]	5.9	7.7	7.7	7.8	7.7	7.5	7.3



- [] Ranking at each section and finish
- .-.- No data available at this section
- NA No data available



Horse/Jockey Name	Battle Cry
Final Rank	2
Fastest Section Time (Section)	0:10.99 (800m)
Top Speed [km/h] (Section)	66.9 (800m)
Race State	Finished



Townsville QLD Professional

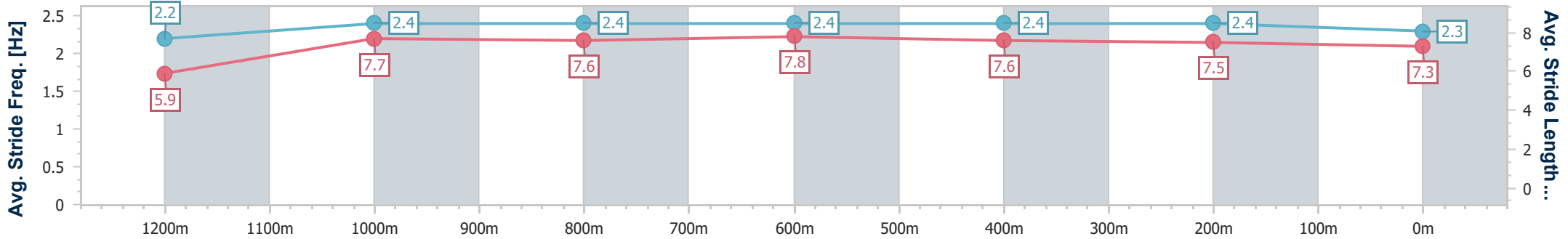
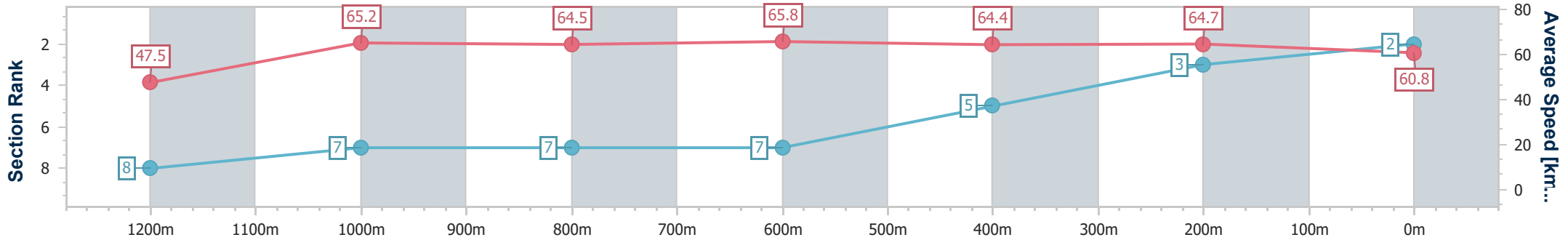
Race 6: LADBROKES ODDS SURGE OPEN Handicap - 1400m

05 December 2024 - 16:10

Track Rating: Soft 6, Weather: Overcast, Rail Position: +6m 1000m- W/Post; +2m Remainder



Section	Overall	1200m	1000m	800m	600m	400m	200m
Section Times	1:22.68 [2] (0:15.16)	1:07.52 [8] (0:11.06)	0:56.46 [7] (0:11.12)	0:45.34 [7] (0:10.99)	0:34.35 [7] (0:11.33)	0:23.02 [5] (0:11.18)	0:11.84 [3] (0:11.84)
Average Speed [km/h]	47.5	65.2	64.5	65.8	64.4	64.7	60.8
Top Speed [km/h]	65.0	65.6	65.7	66.9	65.9	65.5	63.6
Avg. Dist. to Rail [m]	5.3	0.8	0.7	0.8	2.8	4.4	5.9
Avg. Stride Freq. [Hz]	2.2	2.4	2.4	2.4	2.4	2.4	2.3
Avg. Stride Length [m]	5.9	7.7	7.6	7.8	7.6	7.5	7.3



- [] Ranking at each section and finish
- .-.- No data available at this section
- NA No data available



Horse/Jockey Name	Moenave
Final Rank	3
Fastest Section Time (Section)	0:10.96 (800m)
Top Speed [km/h] (Section)	67.5 (800m)
Race State	Finished



Townsville QLD Professional

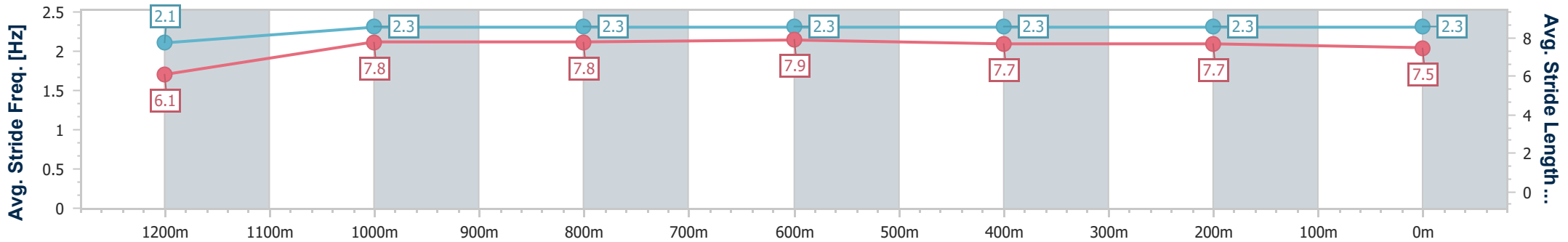
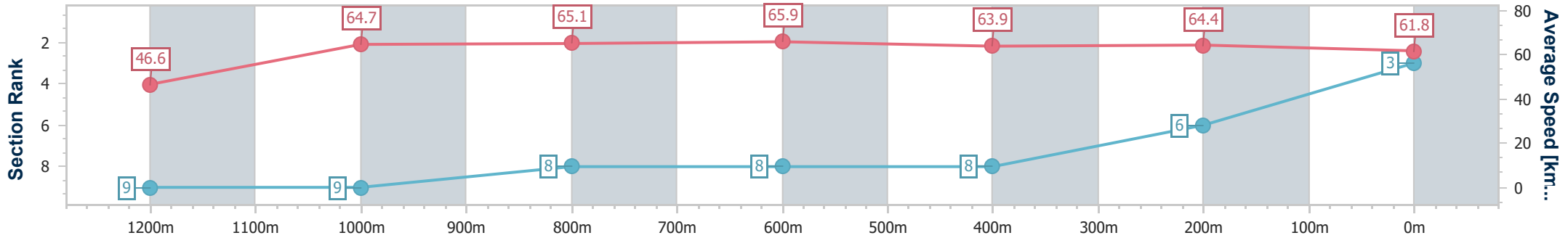
Race 6: LADBROKES ODDS SURGE OPEN Handicap - 1400m

05 December 2024 - 16:10

Track Rating: Soft 6, Weather: Overcast, Rail Position: +6m 1000m-
W/Post; +2m Remainder



Section	Overall	1200m	1000m	800m	600m	400m	200m
Section Times	1:22.84 [3] (0:15.46)	1:07.38 [9] (0:11.11)	0:56.27 [9] (0:11.00)	0:45.27 [8] (0:10.96)	0:34.31 [8] (0:11.41)	0:22.90 [8] (0:11.24)	0:11.66 [6] (0:11.66)
Average Speed [km/h]	46.6	64.7	65.1	65.9	63.9	64.4	61.8
Top Speed [km/h]	63.6	65.4	66.1	67.5	65.3	65.4	64.3
Avg. Dist. to Rail [m]	5.0	0.6	1.1	0.9	2.6	4.2	8.1
Avg. Stride Freq. [Hz]	2.1	2.3	2.3	2.3	2.3	2.3	2.3
Avg. Stride Length [m]	6.1	7.8	7.8	7.9	7.7	7.7	7.5



- [] Ranking at each section and finish
- .-.- No data available at this section
- NA No data available



Horse/Jockey Name	Miss Seattle
Final Rank	4
Fastest Section Time (Section)	0:10.78 (1200m)
Top Speed [km/h] (Section)	68.1 (1200m)
Race State	Finished



Townsville QLD Professional

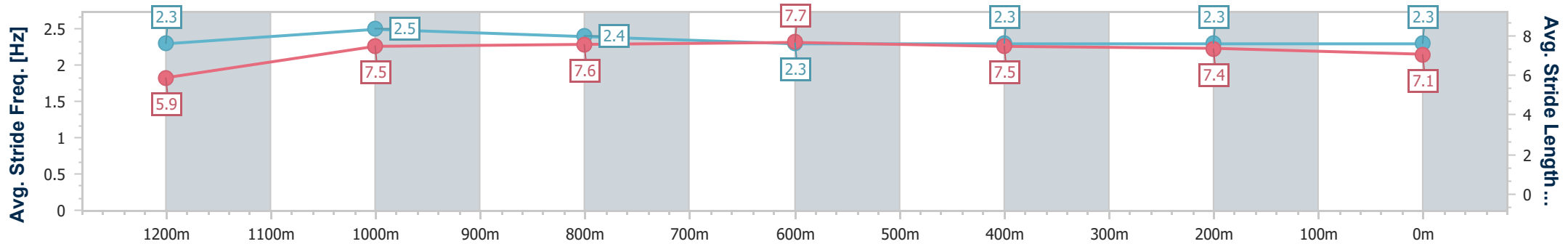
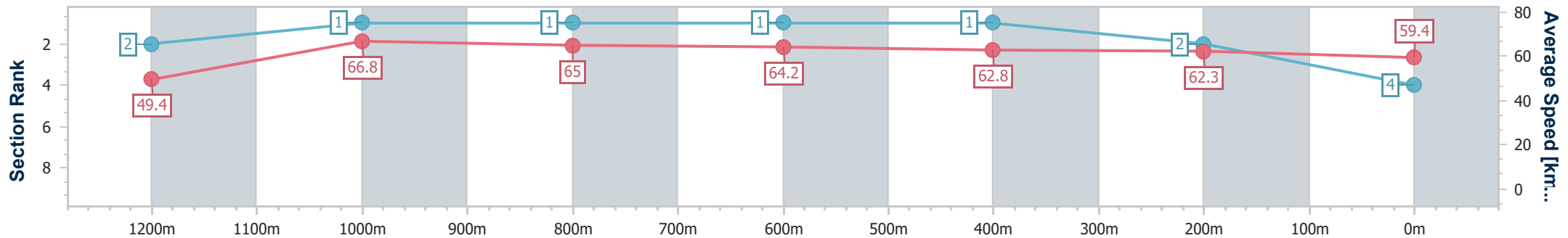
Race 6: LADBROKES ODDS SURGE OPEN Handicap - 1400m

05 December 2024 - 16:10

Track Rating: Soft 6, Weather: Overcast, Rail Position: +6m 1000m-
W/Post; +2m Remainder



Section	Overall	1200m	1000m	800m	600m	400m	200m
Section Times	1:22.94 [4] (0:14.60)	1:08.34 [2] (0:10.78)	0:57.56 [1] (0:11.08)	0:46.48 [1] (0:11.25)	0:35.23 [1] (0:11.52)	0:23.71 [1] (0:11.59)	0:12.12 [2] (0:12.12)
Average Speed [km/h]	49.4	66.8	65.0	64.2	62.8	62.3	59.4
Top Speed [km/h]	67.2	68.1	65.6	65.0	63.5	62.9	61.4
Avg. Dist. to Rail [m]	8.7	1.5	0.7	0.9	0.9	2.7	3.3
Avg. Stride Freq. [Hz]	2.3	2.5	2.4	2.3	2.3	2.3	2.3
Avg. Stride Length [m]	5.9	7.5	7.6	7.7	7.5	7.4	7.1



- [] Ranking at each section and finish
- .-.- No data available at this section
- NA No data available



Horse/Jockey Name	Lady Rain
Final Rank	5
Fastest Section Time (Section)	0:11.01 (1200m)
Top Speed [km/h] (Section)	67.0 (800m)
Race State	Finished



Townsville QLD Professional

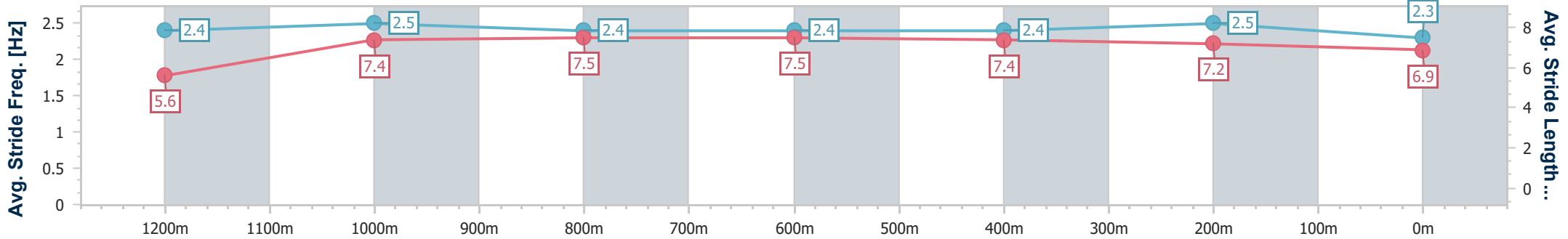
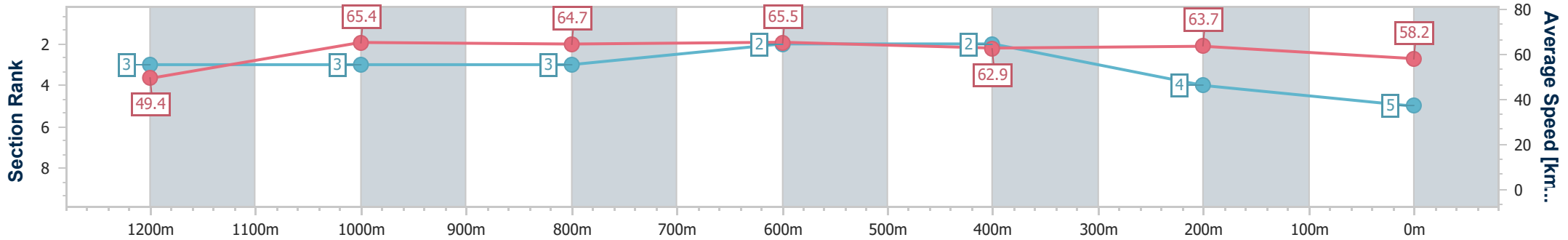
Race 6: LADBROKES ODDS SURGE OPEN Handicap - 1400m

05 December 2024 - 16:10

Track Rating: Soft 6, Weather: Overcast, Rail Position: +6m 1000m-
W/Post; +2m Remainder



Section	Overall	1200m	1000m	800m	600m	400m	200m
Section Times	1:23.26 [5] (0:14.60)	1:08.66 [3] (0:11.01)	0:57.65 [3] (0:11.11)	0:46.54 [3] (0:11.19)	0:35.35 [2] (0:11.63)	0:23.72 [2] (0:11.34)	0:12.38 [4] (0:12.38)
Average Speed [km/h]	49.4	65.4	64.7	65.5	62.9	63.7	58.2
Top Speed [km/h]	66.1	66.3	66.2	67.0	64.9	66.4	61.8
Avg. Dist. to Rail [m]	5.5	0.5	1.3	3.6	3.4	2.5	3.5
Avg. Stride Freq. [Hz]	2.4	2.5	2.4	2.4	2.4	2.5	2.3
Avg. Stride Length [m]	5.6	7.4	7.5	7.5	7.4	7.2	6.9



- [] Ranking at each section and finish
- .-.- No data available at this section
- NA No data available



Horse/Jockey Name	Crystal Chief
Final Rank	6
Fastest Section Time (Section)	0:10.97 (1200m)
Top Speed [km/h] (Section)	66.3 (1200m)
Race State	Finished



Townsville QLD Professional

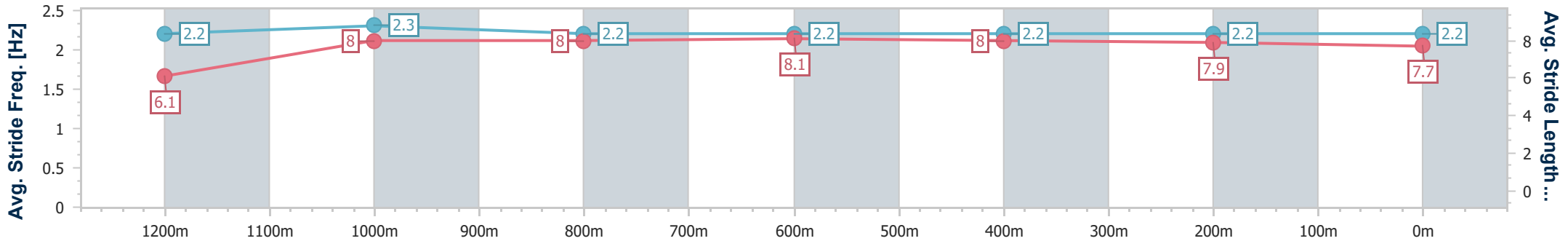
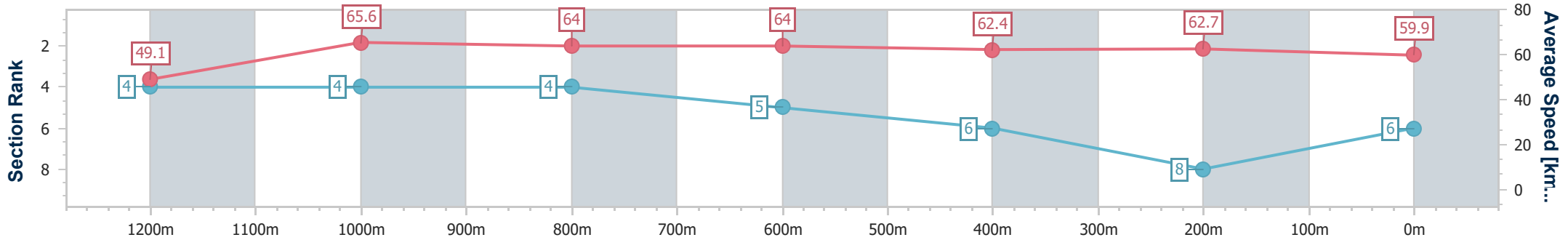
Race 6: LADBROKES ODDS SURGE OPEN Handicap - 1400m

05 December 2024 - 16:10

Track Rating: Soft 6, Weather: Overcast, Rail Position: +6m 1000m-
W/Post; +2m Remainder



Section	Overall	1200m	1000m	800m	600m	400m	200m
Section Times	1:23.32 [6] (0:14.68)	1:08.64 [4] (0:10.97)	0:57.67 [4] (0:11.18)	0:46.49 [4] (0:11.31)	0:35.18 [5] (0:11.63)	0:23.55 [6] (0:11.53)	0:12.02 [8] (0:12.02)
Average Speed [km/h]	49.1	65.6	64.0	64.0	62.4	62.7	59.9
Top Speed [km/h]	64.8	66.3	65.0	64.7	63.3	63.2	62.9
Avg. Dist. to Rail [m]	3.0	0.6	1.1	1.2	1.8	2.0	1.6
Avg. Stride Freq. [Hz]	2.2	2.3	2.2	2.2	2.2	2.2	2.2
Avg. Stride Length [m]	6.1	8.0	8.0	8.1	8.0	7.9	7.7



- [] Ranking at each section and finish
- .-.- No data available at this section
- NA No data available



Horse/Jockey Name	Brad
Final Rank	7
Fastest Section Time (Section)	0:10.97 (1200m)
Top Speed [km/h] (Section)	66.9 (1200m)
Race State	Finished



Townsville QLD Professional

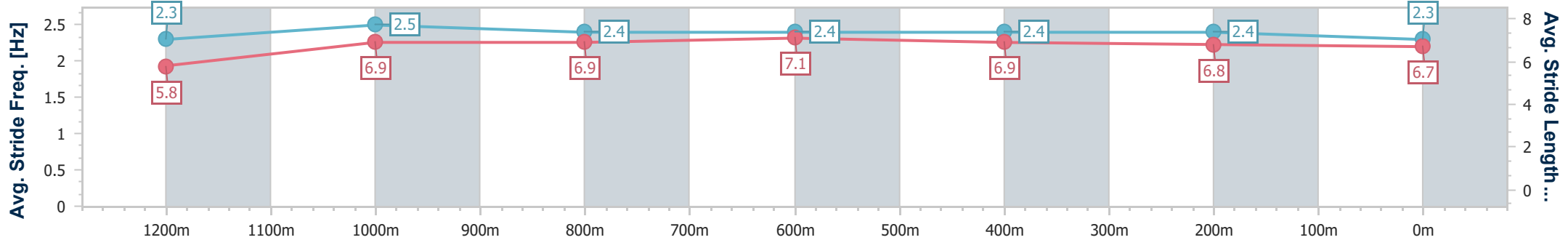
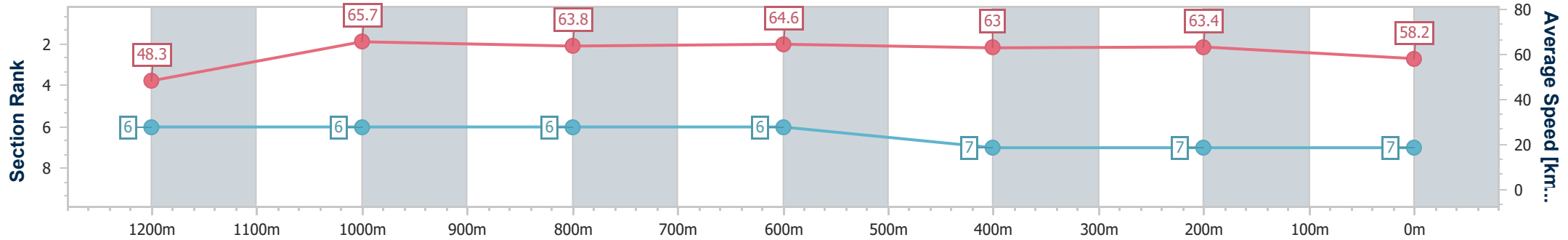
Race 6: LADBROKES ODDS SURGE OPEN Handicap - 1400m

05 December 2024 - 16:10

Track Rating: Soft 6, Weather: Overcast, Rail Position: +6m 1000m-
W/Post; +2m Remainder



Section	Overall	1200m	1000m	800m	600m	400m	200m
Section Times	1:23.62 [7] (0:14.92)	1:08.70 [6] (0:10.97)	0:57.73 [6] (0:11.24)	0:46.49 [6] (0:11.17)	0:35.32 [6] (0:11.55)	0:23.77 [7] (0:11.42)	0:12.35 [7] (0:12.35)
Average Speed [km/h]	48.3	65.7	63.8	64.6	63.0	63.4	58.2
Top Speed [km/h]	64.6	66.9	66.1	65.1	64.6	64.0	62.0
Avg. Dist. to Rail [m]	4.5	0.4	0.6	0.5	1.8	3.6	5.2
Avg. Stride Freq. [Hz]	2.3	2.5	2.4	2.4	2.4	2.4	2.3
Avg. Stride Length [m]	5.8	6.9	6.9	7.1	6.9	6.8	6.7



- [] Ranking at each section and finish
- .-.- No data available at this section
- NA No data available



Horse/Jockey Name	Single Honor
Final Rank	8
Fastest Section Time (Section)	0:10.95 (1200m)
Top Speed [km/h] (Section)	66.7 (1200m)
Race State	Finished



Townsville QLD Professional

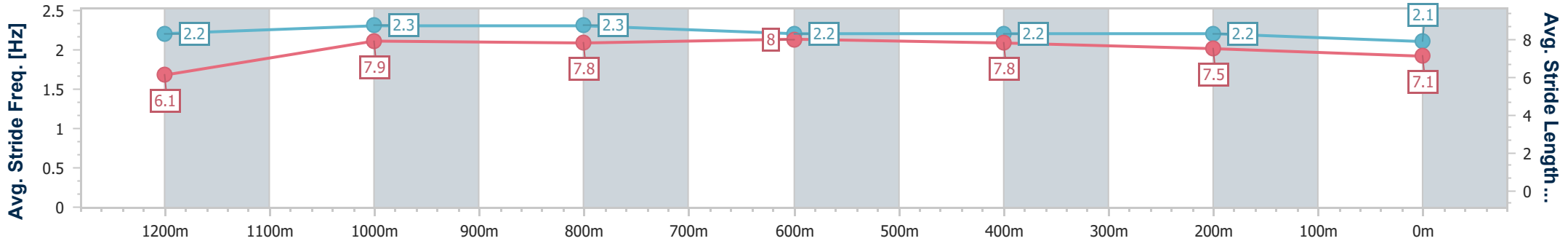
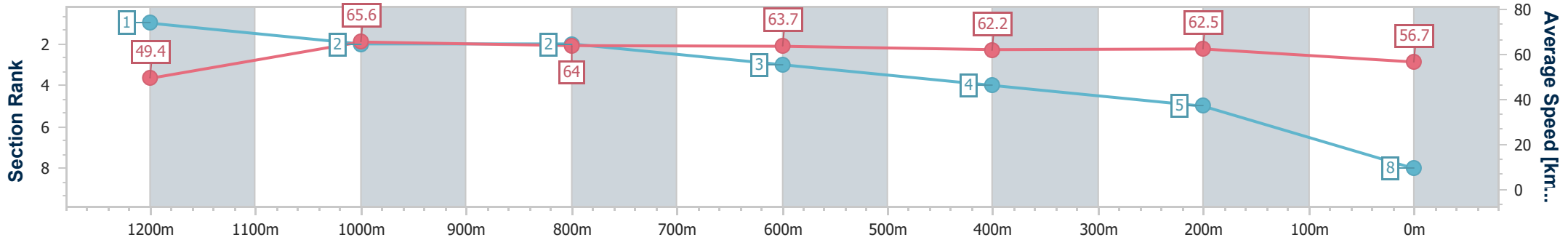
Race 6: LADBROKES ODDS SURGE OPEN Handicap - 1400m

05 December 2024 - 16:10

Track Rating: Soft 6, Weather: Overcast, Rail Position: +6m 1000m-
W/Post; +2m Remainder



Section	Overall	1200m	1000m	800m	600m	400m	200m							
Section Times	1:23.82 [8] (0:14.58)	1:09.24 [1] (0:10.95)	0:58.29 [2] (0:11.11)	0:47.18 [2] (0:11.32)	0:35.86 [3] (0:11.64)	0:24.22 [4] (0:11.54)	0:12.68 [5] (0:12.68)							
Average Speed [km/h]	49.4	65.6	64.0	63.7	62.2	62.5	56.7							
Top Speed [km/h]	66.5	66.7	64.6	64.8	63.1	63.0	61.3							
Avg. Dist. to Rail [m]	3.0	1.2	2.2	0.4	1.0	2.0	2.8							
Avg. Stride Freq. [Hz]	2.2	2.3	2.3	2.2	2.2	2.2	2.1							
Avg. Stride Length [m]	6.1	7.9	7.8	8.0	7.8	7.5	7.1							



- [] Ranking at each section and finish
- .-.- No data available at this section
- NA No data available



Horse/Jockey Name	Love On Sunday
Final Rank	9
Fastest Section Time (Section)	0:11.05 (800m)
Top Speed [km/h] (Section)	66.9 (800m)
Race State	Finished



Townsville QLD Professional

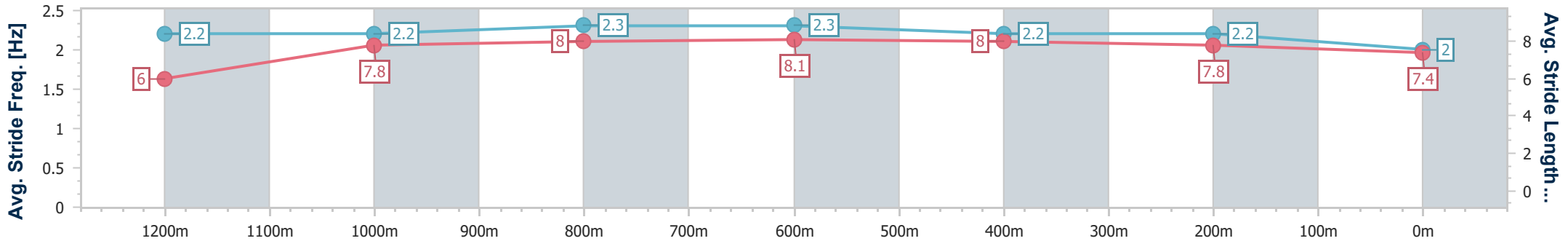
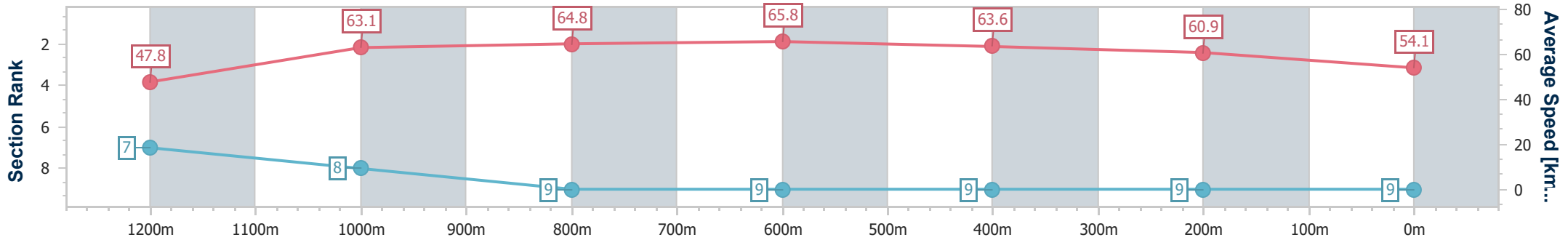
Race 6: LADBROKES ODDS SURGE OPEN Handicap - 1400m

05 December 2024 - 16:10

Track Rating: Soft 6, Weather: Overcast, Rail Position: +6m 1000m- W/Post; +2m Remainder



Section	Overall	1200m	1000m	800m	600m	400m	200m
Section Times	1:25.39 [9] (0:15.11)	1:10.28 [7] (0:11.41)	0:58.87 [8] (0:11.11)	0:47.76 [9] (0:11.05)	0:36.71 [9] (0:11.51)	0:25.20 [9] (0:11.88)	0:13.32 [9] (0:13.32)
Average Speed [km/h]	47.8	63.1	64.8	65.8	63.6	60.9	54.1
Top Speed [km/h]	63.7	64.4	65.7	66.9	65.3	62.2	60.6
Avg. Dist. to Rail [m]	7.8	1.6	0.8	1.8	3.5	4.2	6.0
Avg. Stride Freq. [Hz]	2.2	2.2	2.3	2.3	2.2	2.2	2.0
Avg. Stride Length [m]	6.0	7.8	8.0	8.1	8.0	7.8	7.4



- [] Ranking at each section and finish
- .-.- No data available at this section
- NA No data available